

Test Report

FCC Part15 Subpart C

Product Name : Wireless LAN access Point
Model No. : H3C WA2620X-AGNP,
BJNGA-FB0001
FCC ID : O9C-WA2620XAGN

Applicant : Hewlett Packard Corporation
Address : 350 Campus Drive, Marlborough, MA United States

Date of Receipt : 14/04/2011
Test Date : 16/03/2011~ 14/04/2011
Issued Date : 26/04/2011
Report No. : 114S043R-RF-US-P05V01
Report Version : V2.0

The test results relate only to the samples tested.

The test results shown in the test report are traceable to the national/international standard through the calibration of the equipment and evaluated measurement uncertainty herein.

This report must not be used to claim product endorsement by TAF, NVLAP or any agency of the Government.
The test report shall not be reproduced except in full without the written approval of QuieTek Corporation.

Test Report Certification

Issued Date : 26/04/2011

Report No. : 114S043R-RF-US-P05V01



Product Name : Wireless LAN access Point
 Applicant : Hewlett Packard Corporation
 Address : 350 Campus Drive, Marlborough, MA United States
 Manufacturer : Hangzhou H3C technologies Co., Ltd.
 Address : 310 Liuhe Road, Zhijiang Science Park, Hangzhou
 310053, P.R. China
 Model No. : H3C WA2620X-AGNP, BJNGA-FB0001
 FCC ID : O9C-WA2620XAGN
 EUT Voltage : 48Vdc, 0.5A (POE Input)
 Brand Name : H3C, HP
 Applicable Standard : FCC CFR Title 47 Part 15 Subpart C: 2008
 ANSI C63.4: 2009; ANSI C63.10: 2009
 Test Result : Complied
 Performed Location : Suzhou EMC Laboratory
 No.99 Hongye Rd., Suzhou Industrial Park Loufeng
 Hi-Tech Development Zone., Suzhou, China
 TEL: +86-512-6251-5088 / FAX: +86-512-6251-5098
 FCC Registration Number: 800392

Documented By : Alice Ni
 (Engineering ADM: Alice Ni)
 Reviewed By : Jame Yuan
 (Senior Engineer: Jame Yuan)
 Approved By : Marlin Chen
 (Engineering Supervisor: Marlin Chen)

Laboratory Information

We, **Quietek Corporation**, are an independent EMC and safety consultancy that was established the whole facility in our laboratories. The test facility has been accredited/accepted(audited or listed) by the following related bodies in compliance with ISO 17025, EN 45001 and specified testing scope:

Taiwan R.O.C.	: BSMI, NCC, TAF
Germany	: TUV Rheinland
Norway	: Nemko, DNV
USA	: FCC, NVLAP
Japan	: VCCI

The related certificate for our laboratories about the test site and management system can be downloaded from Quietek Corporation's Web Site : <http://www.quietek.com/tw/ctg/cts/accreditations.htm>
 The address and introduction of Quietek Corporation's laboratories can be founded in our Web site : <http://www.quietek.com/>
 If you have any comments, Please don't hesitate to contact us. Our contact information is as below:

HsinChu Testing Laboratory :

No.75-2, 3rd Lin, Wangye Keng, Yonghxing Tsuen, Qionglin Shiang, Hsinchu County 307, Taiwan, R.O.C.
 TEL:+886-3-592-8858 / FAX:+886-3-592-8859 E-Mail : service@quietek.com



LinKou Testing Laboratory :

No. 5-22, Ruei-Shu Valley, Ruei-Ping Tsuen, Lin-Kou Shiang, Taipei, Taiwan, R.O.C.
 TEL : 886-2-8601-3788 / FAX : 886-2-8601-3789 E-Mail : service@quietek.com



Suzhou (China) Testing Laboratory :

No. 99 Hongye Rd., Suzhou Industrial Park Loufeng Hi-Tech Development Zone., Suzhou,China.
 TEL : +86-512-6251-5088 / FAX : +86-512-6251-5098 E-Mail : service@quietek.com



TABLE OF CONTENTS

Description	Page
1. General Information.....	6
1.1. EUT Description	6
1.2. Mode of Operation.....	9
1.3. Tested System Details	10
1.4. Configuration of Tested System.....	11
1.5. EUT Exercise Software.....	12
2. Technical Test	13
2.1. Summary of Test Result.....	13
2.2. Test Environment.....	14
3. Conducted Emission.....	15
3.1. Test Equipment.....	15
3.2. Test Setup.....	15
3.3. Limit.....	16
3.4. Test Procedure	16
3.5. Uncertainty	16
3.6. Test Result.....	17
4. Radiated Emission.....	19
4.1. Test Equipment.....	19
4.2. Test Setup.....	20
4.3. Limit.....	21
4.4. Test Procedure	21
4.5. Uncertainty	21
4.6. Test Result.....	22
5. RF Antenna Conducted Spurious	34
5.1. Test Equipment.....	34
5.2. Test Setup.....	34
5.3. Limit.....	34
5.4. Test Procedure	35
5.5. Uncertainty	35
5.6. Test Result.....	36
6. Radiated Emission Band Edge	62
6.1. Test Equipment.....	62
6.2. Test Setup.....	63
6.3. Limit.....	63
6.4. Test Procedure	63
6.5. Uncertainty	63
6.6. Test Result.....	64

7.	Operation Frequency Range of 20dB Bandwidth	144
7.1.	Test Equipment.....	144
7.2.	Test Setup.....	144
7.3.	Limit.....	144
7.4.	Test Procedure	144
7.5.	Uncertainty	144
7.6.	Test Result.....	145
8.	Occupied Bandwidth.....	159
8.1.	Test Equipment.....	159
8.2.	Test Setup.....	159
8.3.	Limit.....	159
8.4.	Test Procedure	159
8.5.	Uncertainty	159
8.6.	Test Result.....	160
9.	Power Output.....	186
9.1.	Test Equipment.....	186
9.2.	Test Setup.....	186
9.3.	Limit.....	186
9.4.	Test Procedure	187
9.5.	Uncertainty	187
9.6.	Test Result.....	188
10.	Power Spectral Density	195
10.1.	Test Equipment.....	195
10.2.	Test Setup.....	195
10.3.	Limit.....	195
10.4.	Test Procedure	196
10.5.	Uncertainty	196
10.6.	Test Result.....	197

1. General Information

1.1. EUT Description

Product Name	Wireless LAN access Point
Brand Name	H3C, HP
Model No.	H3C WA2620X-AGNP, BJNGA-FB0001
EUT Voltage	48Vdc, 0.5A (POE Input)
Frequency Range	<p>For 2.4GHz Band</p> <p>802.11b/g/n(20MHz): 2412~2462MHz</p> <p>802.11n(40MHz): 2422~2452MHz</p> <p>For 5.0GHz Band</p> <p>802.11a/n(20MHz): 5745~5825MHz</p> <p>802.11n(40MHz): 5755~5795MHz</p>
Channel Number	<p>For 2.4GHz Band</p> <p>802.11b/g/n(20MHz): 11</p> <p>802.11n(40MHz): 7</p> <p>For 5.0GHz Band</p> <p>802.11a/n(20MHz): 5</p> <p>802.11n(40MHz): 2</p>
Type of Modulation	<p>802.11b: DSSS</p> <p>802.11a/g/n: OFDM</p>
Data Rate	<p>802.11a/g: 6/9/12/18/24/36/48/54 Mbps</p> <p>802.11b: 1/2/5.5/11 Mbps</p> <p>802.11n: up to 450 Mbps</p>
Channel Control	Auto
Antenna Delivery	2*Tx + 3*Rx
Antenna Type	Panel Antenna
Peak Antenna Gain	Reference to Antenna List

Note: H3C WA2620X-AGNP is identical to HP BJNGA-FB0001 except model number and trade mark. For model H3C WA2620X-AGNP, trade mark is H3C, and BJNGA-FB0001 with trade mark HP.

Light Module Information		
Name	Manufacturer	Model No.
Optical Transceiver	Finisar Corporation	FTLF1318P2BTL
Optical Transceiver	Wuhan Telecommunication Devices Co.,Ltd.	RTXM191-404
Optical Transceiver	HP	JG294A

For 2.4GHz Band

802.11b/g/n(20MHz) Working Frequency of Each Channel:							
Channel	Frequency	Channel	Frequency	Channel	Frequency	Channel	Frequency
01	2412 MHz	02	2417 MHz	03	2422 MHz	04	2427 MHz
05	2432 MHz	06	2437 MHz	07	2442 MHz	08	2447 MHz
09	2452 MHz	10	2457 MHz	11	2462 MHz	N/A	N/A

802.11n(40MHz) Working Frequency of Each Channel:							
Channel	Frequency	Channel	Frequency	Channel	Frequency	Channel	Frequency
03	2422 MHz	04	2427 MHz	05	2432 MHz	06	2437 MHz
07	2442 MHz	08	2447 MHz	09	2452 MHz	N/A	N/A

For 5.0GHz Band

802.11a/n(20MHz) Working Frequency of Each Channel:							
Channel	Frequency	Channel	Frequency	Channel	Frequency	Channel	Frequency
149	5745 MHz	153	5765 MHz	157	5785 MHz	161	5805 MHz
165	5825 MHz	N/A	N/A	N/A	N/A	N/A	N/A

802.11n(40MHz) Working Frequency of Each Channel:							
Channel	Frequency	Channel	Frequency	Channel	Frequency	Channel	Frequency
151	5755 MHz	159	5795 MHz	N/A	N/A	N/A	N/A

802.11a/b/g/n Antenna List

Antenna	Manufacturer	Model No.	Peak Gain
Panel Antenna	H3C	ANT-2012P-M3	2.4GHz: 12dBi
Panel Antenna	H3C	ANT-5011P-M3	5GHz: 11dBi
Panel Antenna	HP	JG291A	2.4GHz: 12dBi
Panel Antenna	HP	JG292A	5GHz: 11dBi

1.2. Mode of Operation

Quietek has verified the construction and function in typical operation. All the test modes were carried out with the EUT in normal operation, which was shown in this test report and defined as:

Test Mode
Mode 1: Transmit by 802.11b
Mode 2: Transmit by 802.11g
Mode 3: Transmit by 802.11a
Mode 4: Transmit by 802.11n (20MHz)
Mode 5: Transmit by 802.11n (40MHz)

Note:

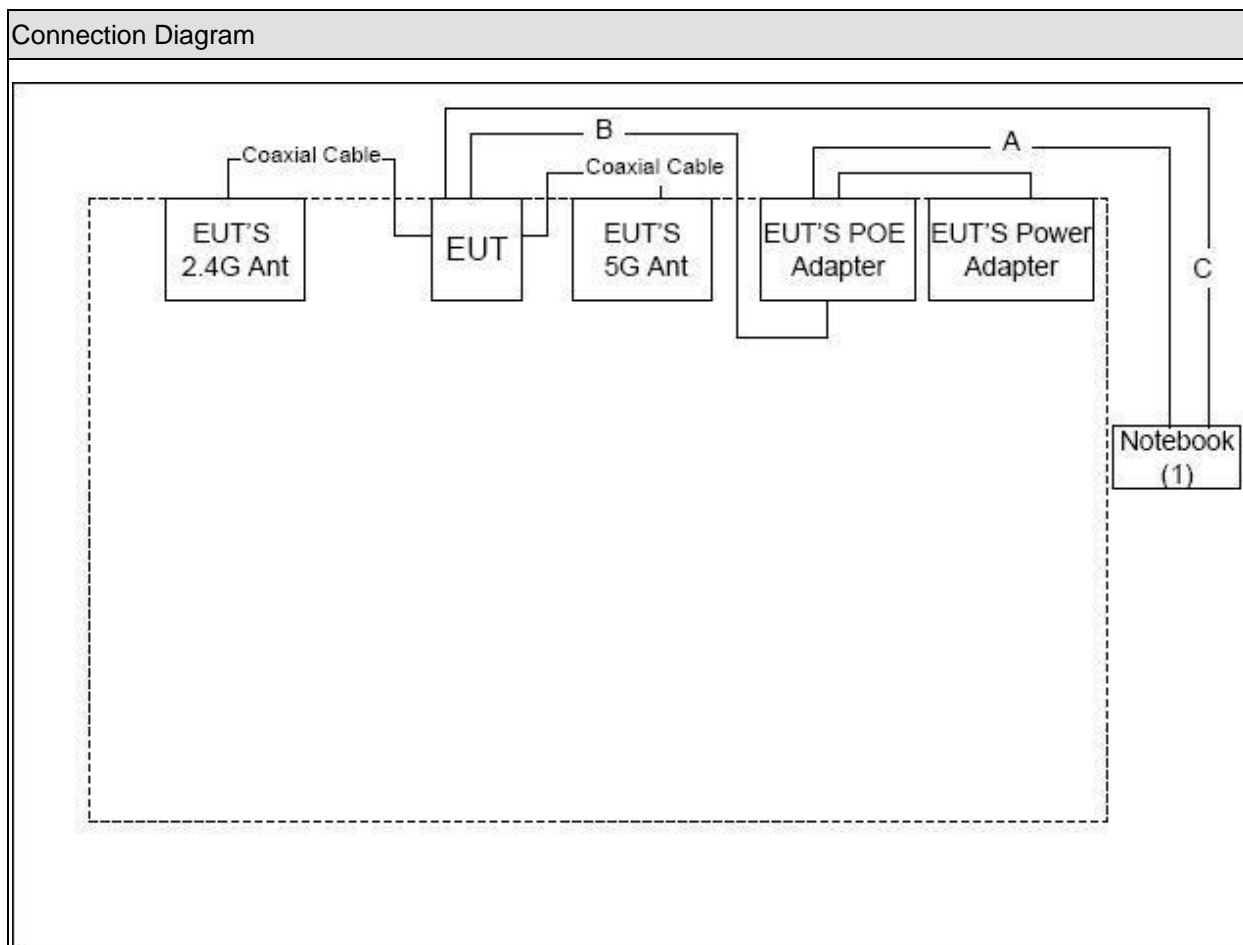
1. Regards to the frequency band operation: the lowest, middle and highest frequency of channel were selected to perform the test, then shown on this report.
2. This device is a composite device in accordance with Part 15 Subpart B regulations. The function for the receiver was measured and made a test report that the report number is 114S043R-RF-CE-P01V02.

1.3. Tested System Details

The types for all equipments, plus descriptions of all cables used in the tested system (including inserted cards) are:

Product		Manufacturer	Model No.	Serial No.	Power Cord
1	Notebook	DELL	PP19L	JH097 A01	N/A

1.4. Configuration of Tested System



Signal Cable Type		Signal cable Description
A	LAN Cable	Non-Shielded, >10m
B	LAN Cable	Non-Shielded, 1.5m
C	Control Cable	Non-Shielded, >10m

1.5. EUT Exercise Software

1	Setup the EUT and simulators as shown on above.
2	Turn on the power of equipment.
3	Execute the “ART” test program on the PC.
4	Setup the test channel and the test mode press ok to start the continue transmit.

2. Technical Test

2.1. Summary of Test Result

- No deviations from the test standards
 Deviations from the test standards as below description:

Performed Test Item	Normative References	Test Performed	Deviation
Conducted Emission	FCC CFR Title 47 Part 15 Subpart C: 2008 Section 15.207	Yes	No
Radiated Emission	FCC CFR Title 47 Part 15 Subpart C: 2008 Section 15.209	Yes	No
RF Antenna Conducted Spurious	FCC CFR Title 47 Part 15 Subpart C: 2008 Section 15.247(d)	Yes	No
Radiated Emission Band Edge	FCC CFR Title 47 Part 15 Subpart C: 2008 15.247(d)	Yes	No
Operation Frequency Range of 20dB Bandwidth	FCC CFR Title 47 Part 15 Subpart C: 2008 15.215(c)	Yes	No
Occupied Bandwidth	FCC CFR Title 47 Part 15 Subpart C: 2008 Section 15.247(a)(2)	Yes	No
Power Output	FCC CFR Title 47 Part 15 Subpart C: 2008 Section 15.247(b)(3)	Yes	No
Power Spectral Density	FCC CFR Title 47 Part 15 Subpart C: 2008 Section 15.247(e)	Yes	No

2.2. Test Environment

Items	Required (IEC 68-1)	Actual
Temperature (°C)	15-35	21
Humidity (%RH)	25-75	50
Barometric pressure (mbar)	860-1060	950-1000

3. Conducted Emission

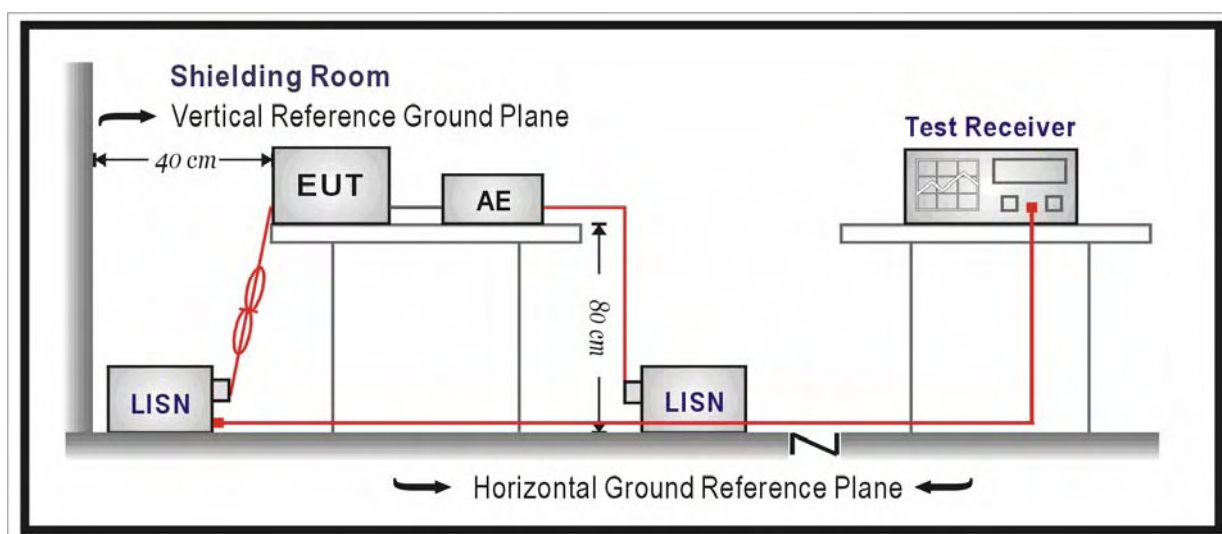
3.1. Test Equipment

Conducted Emission / TR-1

Instrument	Manufacturer	Type No.	Serial No.	Cal. Date
EMI Test Receiver	R&S	ESCI	100726	2011.04.23
Two-Line V-Network	R&S	ENV216	100043	2011.06.18
Two-Line V-Network	R&S	ENV216	100044	2011.09.07
50ohm Coaxial Switch	Anritsu	MP59B	6200464462	2011.05.05
50ohm Termination	SHX	TF2	07081401	2011.09.27
Temperature/Humidity Meter	zhicheng	ZC1-2	TR1-TH	2012.01.14

Note: All equipments are calibrated with traceable calibrations. Each calibration is traceable to the national or international standards.

3.2. Test Setup



3.3. Limit

FCC Part 15 Subpart C Paragraph 15.207 Limits		
Frequency (MHz)	QP (dBuV)	AV (dBuV)
0.15 - 0.50	66 - 56	56 - 46
0.50 - 5.0	56	46
5.0 - 30	60	50

Note 1: The lower limit shall apply at the transition frequencies.

Note 2: The limit decreases linearly with the logarithm of the frequency in the range 0.15 MHz to 0.5 MHz.

3.4. Test Procedure

The EUT was setup according to ANSI C63.4, 2009 and tested according to ANSI C63.10: 2009 for compliance to FCC 47CFR 15.247 requirements. The EUT was placed on a platform of nominal size, 1 m by 1.5 m, raised 80 cm above the conducting ground plane. The vertical conducting plane was located 40 cm to the rear of the EUT. All other surfaces of EUT were at least 80 cm from any other grounded conducting surface. The EUT and simulators are connected to the main power through a line impedance stabilization network (LISN). The LISN provides a 50 ohm /50uH coupling impedance for the measuring equipment. The peripheral devices are also connected to the main power through a LISN. (Please refer to the block diagram of the test setup and photographs) Each current-carrying conductor of the EUT power cord, except the ground (safety) conductor, was individually connected through a LISN to the input power source.

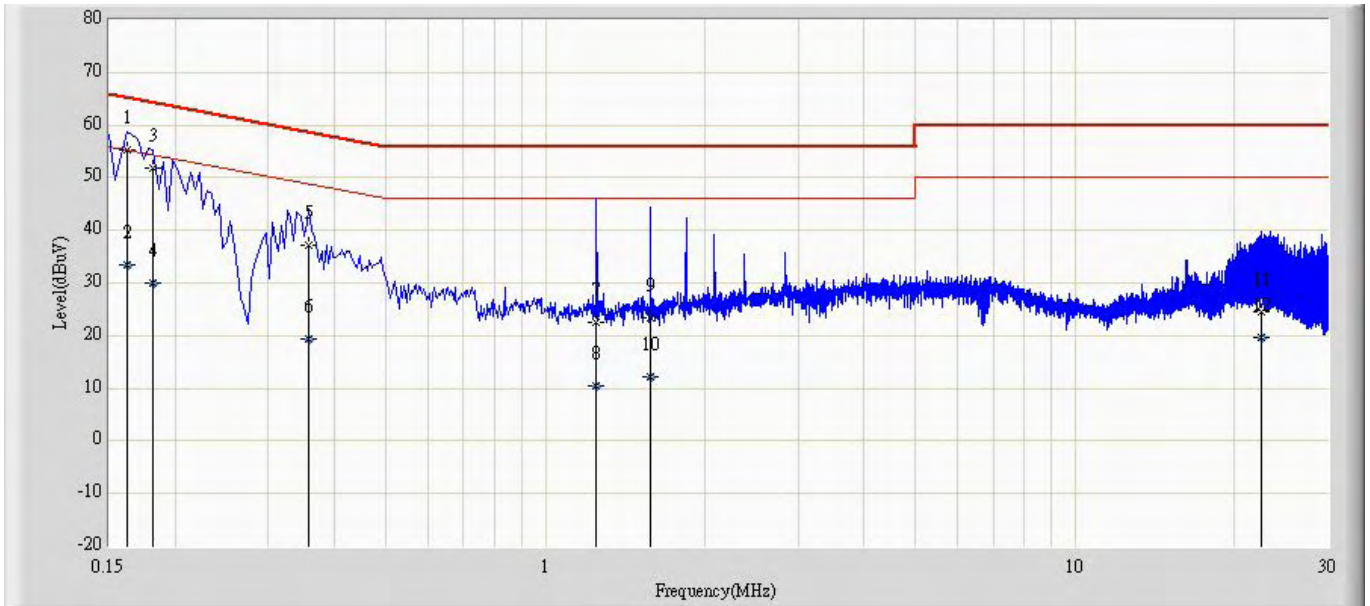
The excess length of the power cord between the EUT and the LISN receptacle were folded back and forth at the center of the lead to form a bundle not exceeding 40 cm in length. Conducted emissions were investigated over the frequency range from 0.15MHz to 30MHz using a receiver bandwidth of 9 kHz.

3.5. Uncertainty

The measurement uncertainty is defined as ± 2.02 dB

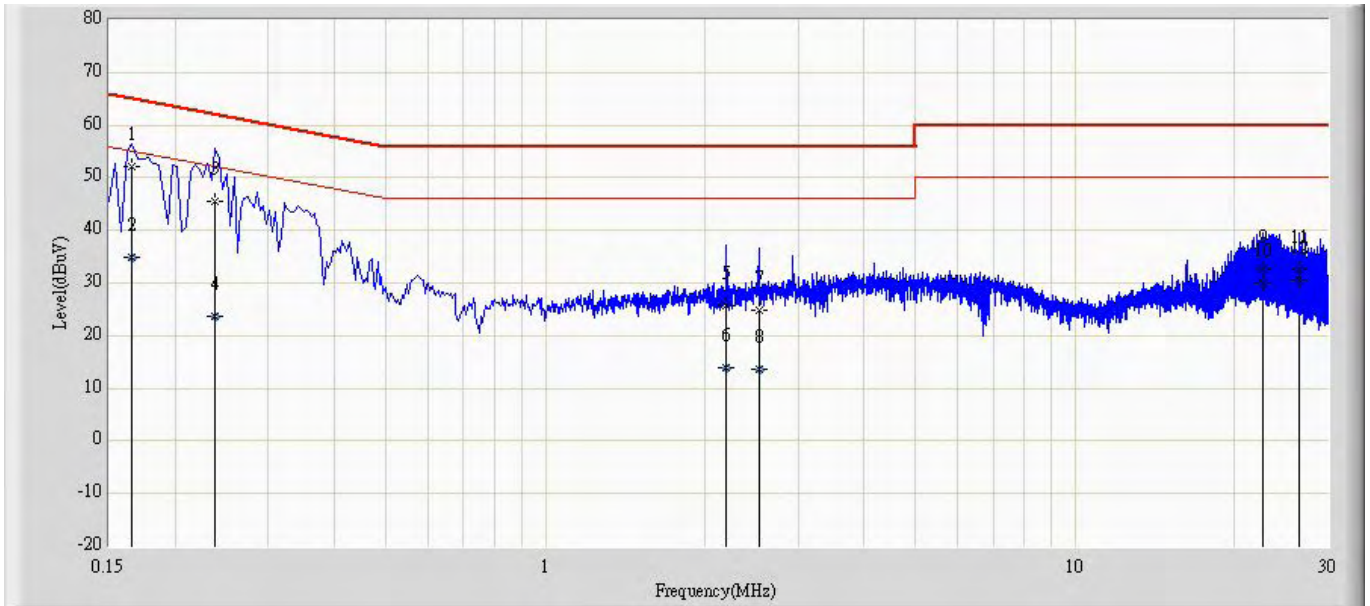
3.6. Test Result

Profile: 113S025R	Page No.: 3
Engineer: Jame	
Site: TR1	Time: 2011/03/24 - 17:19
Limit: FCC_Part15.207_CE_AC Power_ClassB	Margin: 0
Probe: ENV216_101043(0.009-30MHz)	Polarity: Line
EUT: Wireless LAN access Point	Power: AC 120V/60Hz
Note: Mode 1	



No	Mark	Frequency (MHz)	Measure Level (dBuV)	Reading Level (dBuV)	Over Limit (dB)	Limit (dBuV)	Factor (dB)	Type
1	*	0.162	55.289	45.700	-10.072	65.361	9.589	QP
2		0.162	33.395	23.806	-21.966	55.361	9.589	AV
3		0.182	51.822	42.186	-12.571	64.394	9.637	QP
4		0.182	30.019	20.382	-24.375	54.394	9.637	AV
5		0.358	37.082	27.402	-21.693	58.775	9.680	QP
6		0.358	19.486	9.806	-29.289	48.775	9.680	AV
7		1.246	22.610	12.922	-33.390	56.000	9.687	QP
8		1.246	10.415	0.728	-35.585	46.000	9.687	AV
9		1.578	23.264	13.556	-32.736	56.000	9.707	QP
10		1.578	12.120	2.412	-33.880	46.000	9.707	AV
11		22.450	24.584	14.261	-35.416	60.000	10.323	QP
12		22.450	19.740	9.417	-30.260	50.000	10.323	AV

Profile: 113S025R	Page No.: 4
Engineer: Jame	
Site: TR1	Time: 2011/03/24 - 17:25
Limit: FCC_Part15.207_CE_AC Power_ClassB	Margin: 0
Probe: ENV216_101043(0.009-30MHz)	Polarity: Neutral
EUT: Wireless LAN access Point	Power: AC 120V/60Hz
Note: Mode 1	



No	Mark	Frequency (MHz)	Measure Level (dBuV)	Reading Level (dBuV)	Over Limit (dB)	Limit (dBuV)	Factor (dB)	Type
1	*	0.166	51.991	42.260	-13.167	65.158	9.732	QP
2		0.166	34.909	25.177	-20.249	55.158	9.732	AV
3		0.238	45.428	35.777	-16.738	62.166	9.651	QP
4		0.238	23.585	13.934	-28.581	52.166	9.651	AV
5		2.198	25.758	16.026	-30.242	56.000	9.732	QP
6		2.198	13.772	4.040	-32.228	46.000	9.732	AV
7		2.526	24.919	15.173	-31.081	56.000	9.745	QP
8		2.526	13.546	3.800	-32.454	46.000	9.745	AV
9		22.630	32.516	22.141	-27.484	60.000	10.375	QP
10		22.630	30.035	19.660	-19.965	50.000	10.375	AV
11		26.550	32.510	21.976	-27.490	60.000	10.533	QP
12		26.550	30.674	20.141	-19.326	50.000	10.533	AV

4. Radiated Emission

4.1. Test Equipment

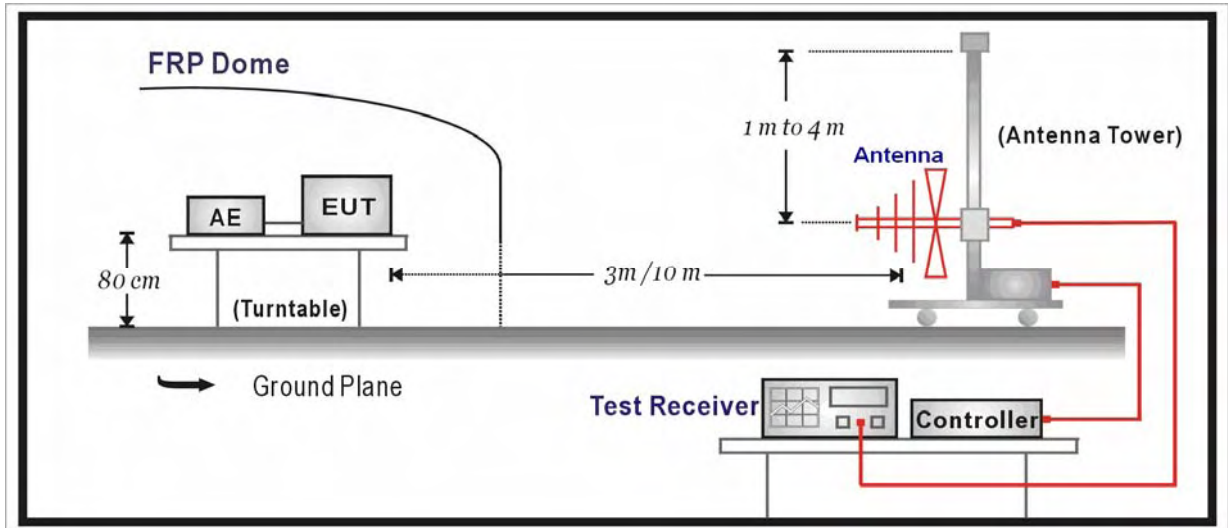
Radiated Emission / AC-5

Instrument	Manufacturer	Type No.	Serial No.	Cal. Date
Spectrum Analyzer	Agilent	N9010A	MY48030494	2011.04.23
EMI Test Receiver	R&S	ESCI	100906	2012.01.15
Preamplifier	Quietek	AP-180C	CHM-0602013	2012.03.07
Preamplifier	Quietek	AP-040G	CHM-0906001	2011.05.05
Bilog Antenna	Teseq GmbH	CBL6112D	27612	2011.10.18
Broad-Band Horn Antenna	Schwarzbeck	BBHA9120D	499	2012.06.11
High-Pass Filter	Wainwright	WHKX2.8/18G-12SS	SN1	2012.03.03
High-Pass Filter	Wainwright	WHKX7.0/18G-8SS	SN16	2012.03.03
Lowpass Filter	Wainwright	WLKS4500-9SS	SN2	2012.03.03
Temperature/Humidity Meter	Zhicheng	ZC1-2	AC5-TH	2012.01.14

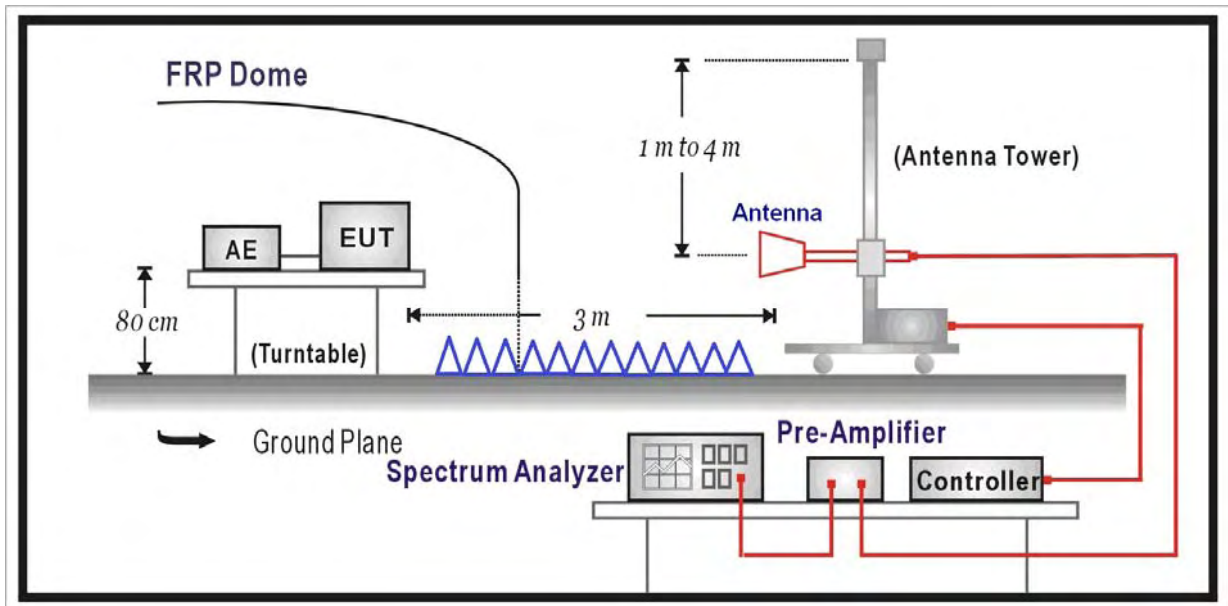
Note 1: All equipments are calibrated with traceable calibrations. Each calibration is traceable to the national or international standards.

4.2. Test Setup

Below 1GHz Test Setup:



Above 1GHz Test Setup:



4.3. Limit

FCC Part 15 Subpart C Paragraph 15.209		
Frequency (MHz)	Distance (m)	Level (dBuV/m)
30 - 88	3	40
88 - 216	3	43.5
216 - 960	3	46
Above 960	3	54

Note 1: The lower limit shall apply at the transition frequency.

Note 2: Distance refers to the distance in meters between the measuring instrument antenna and the closed point of any part of the device or system.

Note 3: E field strength (dBuV/m) = 20 log E field strength (uV/m)

4.4. Test Procedure

The EUT was setup according to ANSI C63.4, 2009 and tested according to ANSI C63.10: 2009 for compliance to FCC 47CFR 15.247 requirements.

The EUT is placed on a turn table which is 0.8 meter above ground. The turn table is rotated 360 degrees to determine the position of the maximum emission level. The EUT was positioned such that the distance from antenna to the EUT was 3 meters.

The antenna is scanned from 1 meter to 4 meters to find out the maximum emission level. This is repeated for both horizontal and vertical polarization of the antenna. In order to find the maximum emission, all of the interface cables were manipulated according to ANSI C63.4:2009 on radiated measurement.

The resolution bandwidth below 1GHz setting on the field strength meter is 120 kHz and above 1GHz is 1MHz.

The frequency range from 30MHz to 10th harmonic is checked.

Note: When doing emission measurement above 1GHz, the horn antenna will be bended down a little (as horn antenna has the narrow beamwidth) in order to keeping the antenna in the “cone of radiation” of EUT. The 3dB beamwidth is 10~60 degrees for H-plane and 10~90 degrees for E-plane.

4.5. Uncertainty

The measurement uncertainty above 1G is defined as ± 3.9 dB
 below 1G is defined as ± 3.8 dB

4.6. Test Result

All of the test result shown indicates the worst case, and spectrum analyzer parameters setting as shown below:

Peak detector: RBW = 1MHz, VBW = 3MHz, sweep time = 200ms;

Average detector: RBW = 1MHz, VBW = 10Hz, sweep time = auto.

Measure Level = Reading Level + Cable Loss + Antenna Factor - Preamplifier Gain

802.11b

Chain	CH	Antenna	Frequency (MHz)	Reading Level (dBuV/m)	Factor (dB)	Measure Level (dBuV/m)	Limit (dBuV/m)	Margin (dB)	Detector
Chain 100	1	V	2410.4	118.2	-6.5	111.7	Fundamental	/	PK
		H	312.1	4.5	17.4	21.9	46	-24.1	QP
		H	457.2	4.6	22.8	27.4	46	-18.6	QP
		H	3218.5	42.2	-5.2	37.0	54(note1)	-17.0	PK
		H	4824.0	39.6	-0.5	39.1	54(note1)	-14.9	PK
		H	7236.0	38.0	7.0	45.0	54(note1)	-9.0	PK
		H	24000.0	59.1	-8.9	50.2	54(note1)	-3.8	PK
	6	V	2437.0	118.6	-6.5	112.1	Fundamental	/	PK
		H	618.9	5.1	24.8	29.9	46	-16.1	QP
		H	791.7	4.7	27.0	31.7	46	-14.3	QP
		H	3091.0	42.4	-5.2	37.2	54(note1)	-16.8	PK
		H	4874.0	40.0	-0.4	39.6	54(note1)	-14.4	PK
		H	7311.0	38.3	7.0	45.3	54(note1)	-8.7	PK
		H	24000.0	59.1	-8.9	50.2	54(note1)	-3.8	PK
	11	V	2463.2	118.2	-6.4	111.8	Fundamental	/	PK
		H	368.2	5.5	17.6	23.1	46	-22.9	QP
		H	459.7	5.4	22.7	28.1	46	-17.9	QP
		H	3201.5	41.5	-5.1	36.4	54(note1)	-17.6	PK
		H	4924.0	40.5	-0.5	40.0	54(note1)	-14.0	PK
		H	7386.0	38.6	6.8	45.4	54(note1)	-8.6	PK
		H	24000.0	59.1	-8.9	50.2	54(note1)	-3.8	PK
Chain 001	1	V	2413.5	117.7	-6.5	111.2	Fundamental	/	PK
		H	621.7	6.0	24.7	30.7	46	-15.3	QP
		H	789.5	6.0	26.9	32.9	46	-13.1	QP
		H	2997.5	43.6	-5.3	38.3	54(note1)	-15.7	PK
		H	4824.0	39.0	-0.5	38.5	54(note1)	-15.5	PK
		H	7236.0	38.0	7.0	45.0	54(note1)	-9.0	PK

Chain	CH	Antenna	Frequency (MHz)	Reading Level (dBuV/m)	Factor (dB)	Measure Level (dBuV/m)	Limit (dBuV/m)	Margin (dB)	Detector
	6	H	24000.0	59.1	-8.9	50.2	54(note1)	-3.8	PK
		V	2437.0	116.6	-6.5	110.1	Fundamental	/	PK
		H	397.0	6.0	19.5	25.5	46	-20.5	QP
		H	457.1	4.8	22.8	27.6	46	-18.4	QP
		H	2997.5	41.9	-5.3	36.6	54(note1)	-17.4	PK
		H	4874.0	39.7	-0.4	39.3	54(note1)	-14.7	PK
		H	7311.0	36.3	7.0	43.3	54(note1)	-10.7	PK
		H	24000.0	59.1	-8.9	50.2	54(note1)	-3.8	PK
	11	V	2463.2	116.7	-6.4	110.3	Fundamental	/	PK
		H	625.0	5.2	24.3	29.5	46	-16.5	QP
		H	791.3	5.5	27.0	32.5	46	-13.5	QP
		H	2997.5	41.9	-5.3	36.6	54(note1)	-17.4	PK
		H	4924.0	37.2	-0.5	36.7	54(note1)	-17.3	PK
		H	7386.0	37.5	6.8	44.3	54(note1)	-9.7	PK
		H	24000.0	59.1	-8.9	50.2	54(note1)	-3.8	PK

Note 1: This limit applies for using average detector, if the test result on peak is lower than average limit, then average measurement needn't be performed.

802.11g

Chain	CH	Antenna	Frequency (MHz)	Reading Level (dBuV/m)	Factor (dB)	Measure Level (dBuV/m)	Limit (dBuV/m)	Margin (dB)	Detector
Chain 100	1	V	2414.8	118.5	-6.5	112.0	Fundamental	/	PK
		H	345.2	5.2	16.9	22.1	46	-23.9	QP
		H	459.2	5.4	22.7	28.1	46	-17.9	QP
		H	3218.5	42.7	-5.2	37.5	54(note1)	-16.5	PK
		H	4824.0	39.8	-0.5	39.3	54(note1)	-14.7	PK
		H	7236.0	38.2	7.0	45.2	54(note1)	-8.8	PK
		H	24000.0	59.1	-8.9	50.2	54(note1)	-3.8	PK
	6	V	2437.0	119.4	-6.5	112.9	Fundamental	/	PK
		H	625.9	6.5	24.3	30.8	46	-15.2	QP
		H	787.6	5.0	26.9	31.9	46	-14.1	QP
		H	3218.5	42.7	-5.2	37.5	54(note1)	-16.5	PK

Chain	CH	Antenna	Frequency (MHz)	Reading Level (dBuV/m)	Factor (dB)	Measure Level (dBuV/m)	Limit (dBuV/m)	Margin (dB)	Detector
		H	4874.0	39.5	-0.4	39.1	54(note1)	-14.9	PK
		H	7311.0	38.3	7.0	45.3	54(note1)	-8.7	PK
		H	24000.0	59.1	-8.9	50.2	54(note1)	-3.8	PK
	11	V	2465.0	119.8	-6.4	113.4	Fundamental	/	PK
		H	312.5	4.7	20.6	25.3	46	-20.7	QP
		H	423.3	5.8	21.2	27.0	46	-19.0	QP
		H	3167.5	41.2	-5.2	36.0	54(note1)	-18.0	PK
		H	4924.0	39.4	-0.5	38.9	54(note1)	-15.1	PK
		H	7386.0	38.7	6.8	45.5	54(note1)	-8.5	PK
		H	24000.0	59.1	-8.9	50.2	54(note1)	-3.8	PK
Chain 001	1	V	2406.9	118.7	-6.5	112.2	Fundamental	/	PK
		H	575.7	6.9	22.4	29.3	46	-16.7	QP
		H	766.1	5.4	27.6	33.0	46	-13.0	QP
		H	2997.5	41.4	-5.3	36.1	54(note1)	-17.9	PK
		H	4824.0	38.9	-0.5	38.4	54(note1)	-15.6	PK
		H	7236.0	36.6	7.0	43.6	54(note1)	-10.4	PK
		H	24000.0	59.1	-8.9	50.2	54(note1)	-3.8	PK
	6	V	2437.0	118.4	-6.5	111.9	Fundamental	/	PK
		H	382.2	6.2	19.1	25.3	46	-20.7	QP
		H	459.5	5.9	20.9	26.8	46	-19.2	QP
		H	3252.5	41.1	-5.4	35.7	54(note1)	-18.3	PK
		H	4874.0	38.0	-0.4	37.6	54(note1)	-16.4	PK
		H	7311.0	36.2	7.0	43.2	54(note1)	-10.8	PK
		H	24000.0	59.1	-8.9	50.2	54(note1)	-3.8	PK
	11	V	2461.7	117.7	-6.4	111.3	Fundamental	/	PK
		H	615.6	5.4	22.8	28.2	46	-17.8	QP
		H	789.5	5.4	27.6	33.0	46	-13.0	QP
		H	3218.5	41.0	-5.2	35.8	54(note1)	-18.2	PK
		H	4924.0	38.2	-0.5	37.7	54(note1)	-16.3	PK
		H	7386.0	36.9	6.8	43.7	54(note1)	-10.3	PK
		H	24000.0	59.1	-8.9	50.2	54(note1)	-3.8	PK

Note 1: This limit applies for using average detector, if the test result on peak is lower than average limit, then average measurement needn't be performed.

802.11a

Chain	CH	Antenna	Frequency (MHz)	Reading Level (dBuV/m)	Factor (dB)	Measure Level (dBuV/m)	Limit (dBuV/m)	Margin (dB)	Detector
Chain 100	149	V	5738.5	114.6	-6.7	107.9	Fundamental	/	PK
		H	315.9	4.6	20.8	25.4	46	-20.6	QP
		H	478.0	6.2	20.8	27.0	46	-19.0	QP
		H	1126.0	52.0	-10.7	41.3	54(note1)	-12.7	PK
		H	3193.0	41.5	-5.1	36.4	54(note1)	-17.6	PK
		H	11490.0	35.6	12.2	47.8	54(note1)	-6.2	PK
		H	24000.0	59.1	-8.9	50.2	54(note1)	-3.8	PK
	157	V	5777.5	114.7	-6.7	108	Fundamental	/	PK
		H	573.8	5.4	22.3	27.7	46	-18.3	QP
		H	766.5	5.2	27.6	32.8	46	-13.2	QP
		H	1126.0	51.3	-10.8	40.5	54(note1)	-13.5	PK
		H	3167.5	41.3	-5.2	36.1	54(note1)	-17.9	PK
		H	11570.0	36.9	12.0	48.9	54(note1)	-5.1	PK
		H	24000.0	59.1	-8.9	50.2	54(note1)	-3.8	PK
	165	V	5818.7	115.1	-6.7	108.4	Fundamental	/	PK
		H	365.2	5.3	19.6	24.9	46	-21.1	QP
		H	454.9	11.2	21.1	32.3	46	-13.7	QP
		H	1126.0	51.3	-10.9	40.4	54(note1)	-13.6	PK
		H	3193.0	41.6	-5.1	36.5	54(note1)	-17.5	PK
		H	11650.0	37.0	11.5	48.5	54(note1)	-5.5	PK
		H	24000.0	59.1	-8.9	50.2	54(note1)	-3.8	PK
Chain 001	149	V	5738.5	114.9	-6.7	108.2	Fundamental	/	PK
		H	578.7	5.5	22.5	28.0	46	-18.0	QP
		H	770.9	5.3	27.8	33.1	46	-12.9	QP
		H	1126.0	52.8	-10.9	41.9	54(note1)	-12.1	PK
		H	3193.0	40.9	-5.1	35.8	54(note1)	-18.2	PK
		H	11490.0	36.0	12.2	48.2	54(note1)	-5.8	PK
		H	24000.0	59.1	-8.9	50.2	54(note1)	-3.8	PK
	157	V	5777.5	114.8	-6.7	108.1	Fundamental	/	PK
		H	312.1	4.6	17.9	22.5	46	-23.5	QP
		H	457.2	4.8	22.6	27.4	46	-18.6	QP
		H	1126.0	53.1	-10.1	43.0	54(note1)	-11.0	PK
		H	3193.0	41.0	-5.1	35.9	54(note1)	-18.1	PK

Chain	CH	Antenna	Frequency (MHz)	Reading Level (dBuV/m)	Factor (dB)	Measure Level (dBuV/m)	Limit (dBuV/m)	Margin (dB)	Detector
		H	11570.0	36.4	12.0	48.4	54(note1)	-5.6	PK
		H	24000.0	59.1	-8.9	50.2	54(note1)	-3.8	PK
	165	V	5818.7	114.8	-6.7	108.1	Fundamental	/	PK
		H	618.9	5.5	24.5	30.0	46	-16.0	QP
		H	791.7	4.8	27.6	32.4	46	-13.6	QP
		H	1126.0	53.3	-11.4	41.9	54(note1)	-12.1	PK
		H	3201.5	41.0	-5.1	35.9	54(note1)	-18.1	PK
		H	11650.0	37.7	11.5	49.2	54(note1)	-4.8	PK
		H	24000.0	59.1	-8.9	50.2	54(note1)	-3.8	PK

Note 1: This limit applies for using average detector, if the test result on peak is lower than average limit, then average measurement needn't be performed.

802.11n(20MHz)

Chain	CH	Antenna	Frequency (MHz)	Reading Level (dBuV/m)	Factor (dB)	Measure Level (dBuV/m)	Limit (dBuV/m)	Margin (dB)	Detector
Chain 100	1	V	2409.4	118.3	-6.5	111.8	Fundamental	/	PK
		H	368.2	5.2	18.6	23.8	46	-22.2	QP
		H	459.7	5.6	22.1	27.7	46	-18.3	QP
		H	3167.5	41.2	-5.2	36.0	54(note1)	-18.0	PK
		H	4824.0	39.3	-0.5	38.8	54(note1)	-15.2	PK
		H	7236.0	38.4	7.0	45.4	54(note1)	-8.6	PK
		H	24000.0	59.1	-8.9	50.2	54(note1)	-3.8	PK
	6	V	2437.0	118.5	-6.5	112.0	Fundamental	/	PK
		H	621.7	6.0	24.2	30.2	46	-15.8	QP
		H	789.5	6.0	26.3	32.3	46	-13.7	QP
		H	3252.5	42.0	-5.4	36.6	54(note1)	-17.4	PK
		H	4874.0	39.9	-0.4	39.5	54(note1)	-14.5	PK
		H	7311.0	37.7	7.0	44.7	54(note1)	-9.3	PK
		H	24000.0	59.1	-8.9	50.2	54(note1)	-3.8	PK
	11	V	2465.4	119.0	-6.4	112.6	Fundamental	/	PK
		H	397.0	5.8	19.8	25.6	46	-20.4	QP
		H	457.1	5.1	22.2	27.3	46	-18.7	QP
		H	3252.5	42.0	-5.4	36.6	54(note1)	-17.4	PK

Chain	CH	Antenna	Frequency (MHz)	Reading Level (dBuV/m)	Factor (dB)	Measure Level (dBuV/m)	Limit (dBuV/m)	Margin (dB)	Detector
		H	4924.0	39.2	-0.5	38.7	54(note1)	-15.3	PK
		H	7386.0	39.2	6.8	46.0	54(note1)	-8.0	PK
		H	24000.0	59.1	-8.9	50.2	54(note1)	-3.8	PK
	149	V	5738.5	116.5	-6.6	109.9	Fundamental	/	PK
		H	625.0	5.3	24.5	29.8	46	-16.2	QP
		H	791.3	5.8	27.6	33.4	46	-12.6	QP
		H	1126.0	53.4	-10.8	42.6	54(note1)	-11.4	PK
		H	3193.0	41.6	-5.1	36.5	54(note1)	-37.5	PK
		H	11490.0	35.5	12.2	47.7	54(note1)	-6.3	PK
		H	24000.0	59.1	-8.9	50.2	54(note1)	-3.8	PK
		V	5777.5	116.1	-6.6	109.5	Fundamental	/	PK
	157	H	345.2	5.2	17.3	22.5	46	-23.5	QP
		H	459.2	5.4	22.9	28.3	46	-17.7	QP
		H	1126.0	53.9	-9.8	44.1	54(note1)	-9.9	PK
		H	3235.5	42.6	-5.4	37.2	54(note1)	-16.8	PK
		H	11570.0	36.4	12.0	48.4	54(note1)	-5.6	PK
		H	24000.0	59.1	-8.9	50.2	54(note1)	-3.8	PK
	165	V	5818.7	116.5	-6.6	109.9	Fundamental	/	PK
		H	625.9	6.1	24.6	30.7	46	-15.3	QP
		H	787.6	5.2	26.7	31.9	46	-14.1	QP
		H	1126.0	53.4	-10.4	43.0	54(note1)	-11.0	PK
H		3235.5	42.6	-5.4	37.2	54(note1)	-16.8	PK	
H		11650.0	36.9	11.5	48.4	54(note1)	-5.6	PK	
H		24000.0	59.1	-8.9	50.2	54(note1)	-3.8	PK	
Chain 001	1	V	2411.5	118.5	-6.5	112.0	Fundamental	/	PK
		H	312.5	4.9	20.8	25.7	46	-20.3	QP
		H	423.3	5.5	21.8	27.3	46	-18.7	QP
		H	3252.5	40.6	-5.4	35.2	54(note1)	-18.8	PK
		H	4824.0	38.0	-0.5	37.5	54(note1)	-16.5	PK
		H	7236.0	36.9	7.0	43.9	54(note1)	-10.1	PK
		H	24000.0	59.1	-8.9	50.2	54(note1)	-3.8	PK
	6	V	2437.0	119.0	-6.5	112.5	Fundamental	/	PK
		H	575.7	6.7	23.4	30.1	46	-15.9	QP
		H	766.1	5.5	26.9	32.4	46	-13.6	QP

Chain	CH	Antenna	Frequency (MHz)	Reading Level (dBuV/m)	Factor (dB)	Measure Level (dBuV/m)	Limit (dBuV/m)	Margin (dB)	Detector
		H	3252.5	40.6	-5.4	35.2	54(note1)	-18.8	PK
		H	4874.0	37.9	-0.4	37.5	54(note1)	-16.5	PK
		H	7311.0	36.8	7.0	43.8	54(note1)	-10.2	PK
		H	24000.0	59.1	-8.9	50.2	54(note1)	-3.8	PK
	11	V	2461.8	117.4	-6.4	111.0	Fundamental	/	PK
		H	382.2	6.4	19.8	26.2	46	-19.8	QP
		H	459.5	5.7	20.5	26.2	46	-19.8	QP
		H	2997.5	40.4	-5.3	35.1	54(note1)	-18.9	PK
		H	4924.0	37.8	-0.5	37.3	54(note1)	-16.7	PK
		H	7386.0	36.8	6.8	43.6	54(note1)	-10.4	PK
		H	24000.0	59.1	-8.9	50.2	54(note1)	-3.8	PK
	149	V	5738.5	114.3	-6.7	107.6	Fundamental	/	PK
		H	315.9	5.1	20.2	25.3	46	-20.7	QP
		H	478.0	5.9	21.8	27.7	46	-18.3	QP
		H	1126.0	54.1	-11.2	42.9	54(note1)	-11.1	PK
		H	3125.0	40.4	-5.1	35.3	54(note1)	-18.7	PK
		H	11490.0	34.9	12.2	47.1	54(note1)	-6.9	PK
		H	24000.0	59.1	-8.9	50.2	54(note1)	-3.8	PK
	157	V	5777.5	114.5	-6.7	107.8	Fundamental	/	PK
		H	573.8	5.6	23.3	28.9	46	-17.1	QP
		H	766.5	5.2	26.9	32.1	46	-13.9	QP
		H	1126.0	53.8	-10.9	42.9	54(note1)	-11.1	PK
		H	3150.5	41.8	-5.2	36.6	54(note1)	-17.4	PK
		H	11570.0	36.2	12.0	48.2	54(note1)	-5.8	PK
		H	24000.0	59.1	-8.9	50.2	54(note1)	-3.8	PK
	165	V	5818.7	114.4	-6.7	107.7	Fundamental	/	PK
		H	365.2	5.1	19.1	24.2	46	-21.8	QP
		H	454.9	11.4	21.8	33.2	46	-12.8	QP
H		1126.0	53.6	-10.5	43.1	54(note1)	-10.9	PK	
H		3201.5	41.8	-5.1	36.7	54(note1)	-17.3	PK	
H		11650.0	36.7	11.5	48.2	54(note1)	-5.8	PK	
H		24000.0	59.1	-8.9	50.2	54(note1)	-3.8	PK	
1	V	2410.2	120.3	-6.5	113.8	Fundamental	/	PK	
	H	578.7	5.8	23.4	29.2	46	-16.8	QP	

Chain	CH	Antenna	Frequency (MHz)	Reading Level (dBuV/m)	Factor (dB)	Measure Level (dBuV/m)	Limit (dBuV/m)	Margin (dB)	Detector
Chain 101		H	770.9	5.2	27.1	32.3	46	-13.7	QP
		H	2997.5	41.0	-5.3	35.7	54(note1)	-18.3	PK
		H	4824.0	37.7	-0.5	37.2	54(note1)	-16.8	PK
		H	7236.0	36.5	7.0	43.5	54(note1)	-10.5	PK
		H	24000.0	59.1	-8.9	50.2	54(note1)	-3.8	PK
	6	V	2437.0	119.6	-6.5	113.1	Fundamental	/	PK
		H	618.9	5.8	24.9	30.7	46	-15.3	QP
		H	791.7	5.2	26.6	31.8	46	-14.2	QP
		H	2997.5	41.0	-5.3	35.7	54(note1)	-18.3	PK
		H	4874.0	38.2	-0.4	37.8	54(note1)	-16.2	PK
		H	7311.0	35.6	7.0	42.6	54(note1)	-11.4	PK
		H	24000.0	59.1	-8.9	50.2	54(note1)	-3.8	PK
	11	V	2468.1	120.7	-6.4	114.3	Fundamental	/	PK
		H	368.2	5.5	19.1	24.6	46	-21.4	QP
		H	459.7	5.8	22.3	28.1	46	-17.9	QP
		H	3218.5	40.5	-5.2	35.3	54(note1)	-18.7	PK
		H	4924.0	37.1	-0.5	36.6	54(note1)	-17.4	PK
		H	7386.0	36.4	6.8	43.2	54(note1)	-10.8	PK
		H	24000.0	59.1	-8.9	50.2	54(note1)	-3.8	PK
	149	V	5738.5	117.4	-6.5	110.9	Fundamental	/	PK
		H	312.1	5.1	16.8	21.9	46	-24.1	QP
		H	457.2	4.9	21.9	26.8	46	-19.2	QP
		H	1126.0	53.0	-10.2	42.8	54(note1)	-11.2	PK
		H	3184.5	41.2	-5.1	36.1	54(note1)	-17.9	PK
		H	11490.0	35.0	12.2	47.2	54(note1)	-6.8	PK
		H	24000.0	59.1	-8.9	50.2	54(note1)	-3.8	PK
	157	V	5777.5	117.5	-6.5	111.0	Fundamental	/	PK
		H	345.2	5.5	17.3	22.8	46	-23.2	QP
		H	459.2	5.7	22.5	28.2	46	-17.8	QP
		H	1126.0	52.6	-10.0	42.6	54(note1)	-11.4	PK
H		3201.5	40.8	-5.1	35.7	54(note1)	-18.3	PK	
H		11570.0	36.3	12.0	48.3	54(note1)	-5.7	PK	
H		24000.0	59.1	-8.9	50.2	54(note1)	-3.8	PK	
165	V	5818.7	117.3	-6.5	110.8	Fundamental	/	PK	

Chain	CH	Antenna	Frequency (MHz)	Reading Level (dBuV/m)	Factor (dB)	Measure Level (dBuV/m)	Limit (dBuV/m)	Margin (dB)	Detector
		H	397.0	6.1	19.8	25.9	46	-20.1	QP
		H	457.1	4.9	22.1	27.0	46	-19.0	QP
		H	1126.0	52.8	-10.2	42.6	54(note1)	-11.4	PK
		H	3193.0	41.8	-5.1	36.7	54(note1)	-17.3	PK
		H	11650.0	36.9	11.5	48.4	54(note1)	-5.6	PK
		H	24000.0	59.1	-8.9	50.2	54(note1)	-3.8	PK

Note 1: This limit applies for using average detector, if the test result on peak is lower than average limit, then average measurement needn't be performed.

802.11n(40MHz)

Chain	CH	Antenna	Frequency (MHz)	Reading Level (dBuV/m)	Factor (dB)	Measure Level (dBuV/m)	Limit (dBuV/m)	Margin (dB)	Detector
Chain 100	3	V	2407.2	112.5	-6.5	106.0	Fundamental	/	PK
		H	397.0	6.0	19.5	25.5	46	-20.5	QP
		H	625.0	5.2	24.3	29.5	46	-16.5	QP
		H	3227.0	42.4	-5.3	37.1	54(note1)	-16.9	PK
		H	4844.0	39.4	-0.6	38.8	54(note1)	-15.2	PK
		H	7266.0	38.1	6.8	44.9	54(note1)	-9.1	PK
		H	24000.0	59.1	-8.9	50.2	54(note1)	-3.8	PK
	6	V	2437.0	112.6	-6.5	106.1	Fundamental	/	PK
		H	312.1	4.7	17.8	22.5	46	-23.5	QP
		H	457.2	4.9	22.3	27.2	46	-18.8	QP
		H	3227.0	42.2	-5.3	36.9	54(note1)	-17.1	PK
		H	4874.0	39.0	-0.4	38.6	54(note1)	-15.4	PK
		H	7311.0	38.5	7.0	45.5	54(note1)	-8.5	PK
		H	24000.0	59.1	-8.9	50.2	54(note1)	-3.8	PK
	9	V	2454.2	112.0	-6.4	105.6	Fundamental	/	PK
		H	345.2	5.2	16.9	22.1	46	-23.9	QP
		H	625.9	6.5	24.2	30.7	46	-15.3	QP
		H	3150.5	41.6	-5.1	36.5	54(note1)	-17.5	PK
		H	4904.0	39.7	-0.4	39.3	54(note1)	-14.7	PK
		H	7356.0	38.2	6.5	44.7	54(note1)	-9.3	PK

Chain	CH	Antenna	Frequency (MHz)	Reading Level (dBuV/m)	Factor (dB)	Measure Level (dBuV/m)	Limit (dBuV/m)	Margin (dB)	Detector
		H	24000.0	59.1	-8.9	50.2	54(note1)	-3.8	PK
	151	V	5757.2	109.8	-6.4	103.4	Fundamental	/	PK
		H	618.9	5.4	24.5	29.9	46	-16.1	QP
		H	791.7	4.9	27.2	32.1	46	-13.9	QP
		H	1126.0	51.7	-10.7	41.0	54(note1)	-13.0	PK
		H	3082.5	41.0	-5.1	35.9	54(note1)	-18.1	PK
		H	11510.0	35.8	12.4	48.2	54(note1)	-5.8	PK
		H	24000.0	59.1	-8.9	50.2	54(note1)	-3.8	PK
	159	V	5793.6	109.3	-6.4	102.9	Fundamental	/	PK
		H	368.2	5.6	18.6	24.2	46	-21.8	QP
		H	459.7	5.8	22.2	28.0	46	-18.0	QP
		H	1126.0	51.9	-10.7	41.2	54(note1)	-12.8	PK
		H	3176.0	41.5	-5.1	36.4	54(note1)	-17.6	PK
		H	11590.0	36.2	11.9	48.1	54(note1)	-5.9	PK
H		24000.0	59.1	-8.9	50.2	54(note1)	-3.8	PK	
Chain 001	3	V	2417.9	112.6	-6.5	106.1	Fundamental	/	PK
		H	457.1	4.7	22.7	27.4	46	-18.6	QP
		H	791.3	5.4	27.0	32.4	46	-13.6	QP
		H	2997.5	40.3	-5.2	35.1	54(note1)	-18.9	PK
		H	4844.0	37.5	-0.6	36.9	54(note1)	-17.1	PK
		H	7266.0	36.8	6.8	43.6	54(note1)	-10.4	PK
		H	24000.0	59.1	-8.9	50.2	54(note1)	-3.8	PK
	6	V	2437.0	112.3	-6.5	105.8	Fundamental	/	PK
		H	625.0	5.6	24.5	30.1	46	-15.9	QP
		H	791.3	5.7	27.6	33.3	46	-12.7	QP
		H	2997.5	40.8	-5.2	35.6	54(note1)	-18.4	PK
		H	4874.0	37.8	-0.4	37.4	54(note1)	-16.6	PK
		H	7311.0	36.2	7.0	43.2	54(note1)	-10.8	PK
		H	24000.0	59.1	-8.9	50.2	54(note1)	-3.8	PK
	9	V	2457.3	112.4	-6.4	106.0	Fundamental	/	PK
		H	459.2	5.4	22.7	28.1	46	-17.9	QP
		H	787.6	5.0	26.8	31.8	46	-14.2	QP
		H	2997.5	40.8	-5.2	35.6	54(note1)	-18.4	PK
		H	4904.0	39.2	-0.4	38.8	54(note1)	-15.2	PK

Chain	CH	Antenna	Frequency (MHz)	Reading Level (dBuV/m)	Factor (dB)	Measure Level (dBuV/m)	Limit (dBuV/m)	Margin (dB)	Detector
		H	7356.0	36.3	6.5	42.8	54(note1)	-11.2	PK
		H	24000.0	59.1	-8.9	50.2	54(note1)	-3.8	PK
	151	V	5757.2	109.3	-6.4	102.9	Fundamental	/	PK
		H	345.2	5.6	16.5	22.1	46	-23.9	QP
		H	459.2	5.9	22.2	28.1	46	-17.9	QP
		H	1126.0	51.7	-10.7	41.0	54(note1)	-13.0	PK
		H	3184.5	41.6	-5.1	36.5	54(note1)	-17.5	PK
		H	11511.0	36.3	12.4	48.7	54(note1)	-5.3	PK
		H	24000.0	59.1	-8.9	50.2	54(note1)	-3.8	PK
		V	5793.6	109.4	-6.4	103.0	Fundamental	/	PK
	159	H	575.7	6.5	23.5	30.0	46	-16.0	QP
		H	766.1	5.8	27.2	33.0	46	-13.0	QP
		H	1126.0	51.8	-10.7	41.1	54(note1)	-12.9	PK
		H	3227.0	41.4	-5.3	36.1	54(note1)	-17.9	PK
H		11590.0	36.9	11.9	48.8	54(note1)	-5.2	PK	
H		24000.0	59.1	-8.9	50.2	54(note1)	-3.8	PK	
Chain 101	3	V	2413.0	115.1	-6.5	108.6	Fundamental	/	PK
		H	397.0	6.3	20.1	26.4	46	-19.6	QP
		H	625.0	5.4	25.5	30.9	46	-15.1	QP
		H	3252.5	40.0	-5.4	34.6	54(note1)	-19.4	PK
		H	4844.0	37.1	-0.6	36.5	54(note1)	-17.5	PK
		H	7266.0	35.9	6.8	42.7	54(note1)	-11.3	PK
		H	24000.0	59.1	-8.9	50.2	54(note1)	-3.8	PK
	6	V	2437.0	114.7	-6.5	108.2	Fundamental	/	PK
		H	345.2	5.7	17.8	23.5	46	-22.5	QP
		H	625.9	6.8	24.9	31.7	46	-14.3	QP
		H	3252.5	40.4	-5.4	35.0	54(note1)	-19.0	PK
		H	4874.0	37.1	-0.4	36.7	54(note1)	-17.3	PK
		H	7311.0	35.9	7.0	42.9	54(note1)	-11.1	PK
		H	24000.0	59.1	-8.9	50.2	54(note1)	-3.8	PK
	9	V	2462.0	115.7	-6.4	109.3	Fundamental	/	PK
		H	618.9	5.7	24.8	30.5	46	-15.5	QP
		H	791.7	5.4	26.2	31.6	46	-14.4	QP
		H	2997.5	40.8	-5.2	35.6	54(note1)	-18.4	PK

Chain	CH	Antenna	Frequency (MHz)	Reading Level (dBuV/m)	Factor (dB)	Measure Level (dBuV/m)	Limit (dBuV/m)	Margin (dB)	Detector
		H	4904.0	39.2	-0.4	38.8	54(note1)	-15.2	PK
		H	7356.0	36.2	6.5	42.7	54(note1)	-11.3	PK
		H	24000.0	59.1	-8.9	50.2	54(note1)	-3.8	PK
	151	V	5757.2	113.2	-6.4	106.8	Fundamental	/	PK
		H	345.2	5.6	17.8	23.4	46	-22.6	QP
		H	459.2	5.9	23.5	29.4	46	-16.6	QP
		H	1126.0	51.7	-10.7	41.0	54(note1)	-13.0	PK
		H	3167.5	41.5	-5.1	36.4	54(note1)	-17.6	PK
		H	11511.0	35.9	12.4	48.3	54(note1)	-5.7	PK
		H	24000.0	59.6	-8.9	50.7	54(note1)	-3.3	PK
	159	V	5793.6	113.7	-6.4	107.3	Fundamental	/	PK
		H	312.1	5.1	17.1	22.2	46	-23.8	QP
		H	457.2	4.8	22.6	27.4	46	-18.6	QP
		H	1126.0	51.9	-10.7	41.2	54(note1)	-12.8	PK
H		3167.5	41.5	-5.1	36.4	54(note1)	-17.6	PK	
H		11511.0	36.4	11.9	48.3	54(note1)	-5.7	PK	
H		24000.0	59.1	-8.9	50.2	54(note1)	-3.8	PK	

Note 1: This limit applies for using average detector, if the test result on peak is lower than average limit, then average measurement needn't be performed.

5. RF Antenna Conducted Spurious

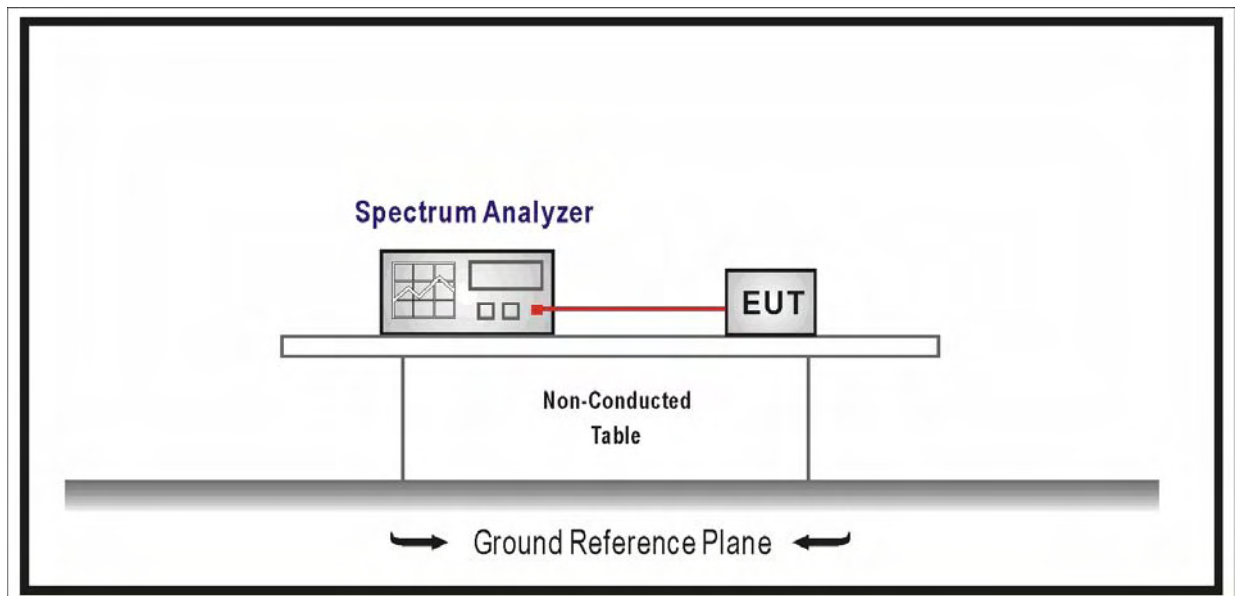
5.1. Test Equipment

RF Antenna Conducted Spurious / TR-8

Instrument	Manufacturer	Type No.	Serial No.	Cal. Date
Spectrum Analyzer	Agilent	E4446A	MY45300103	2011.04.30
Temperature/Humidity Meter	zhicheng	ZC1-2	TR8-TH	2011.05.04

Note: All equipments are calibrated with traceable calibrations. Each calibration is traceable to the national or international standards.

5.2. Test Setup



5.3. Limit

In any 100 kHz bandwidth outside the frequency band in which the spread spectrum intentional radiator is operating, the radio frequency power that is produced by the intentional radiator shall be at least 20 dB below that in the 100 kHz bandwidth within the band that contains the highest level of the desired power, based on either an RF conducted or a radiated measurement.

5.4. Test Procedure

The EUT was tested according to DTS test procedure of ANSI C63.10: 2009 for compliance to FCC 47CFR 15.247 requirements.

Set RBW = 100 kHz, Set VBW > RBW, scan up through 10th harmonic.

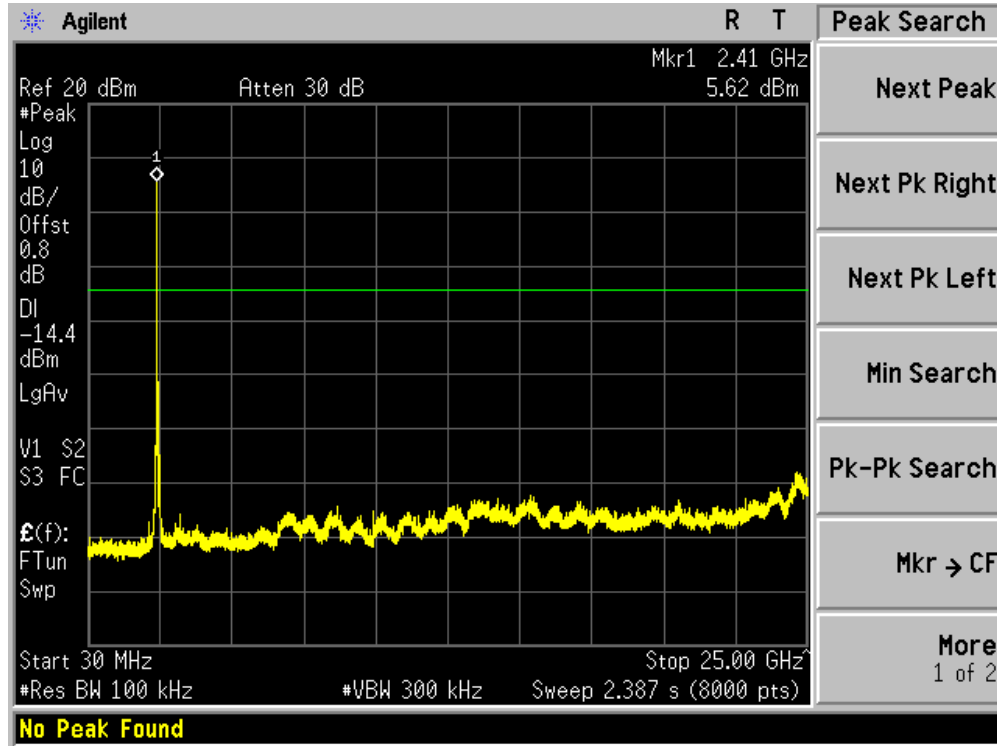
5.5. Uncertainty

The measurement uncertainty is defined as ± 1.27 dB

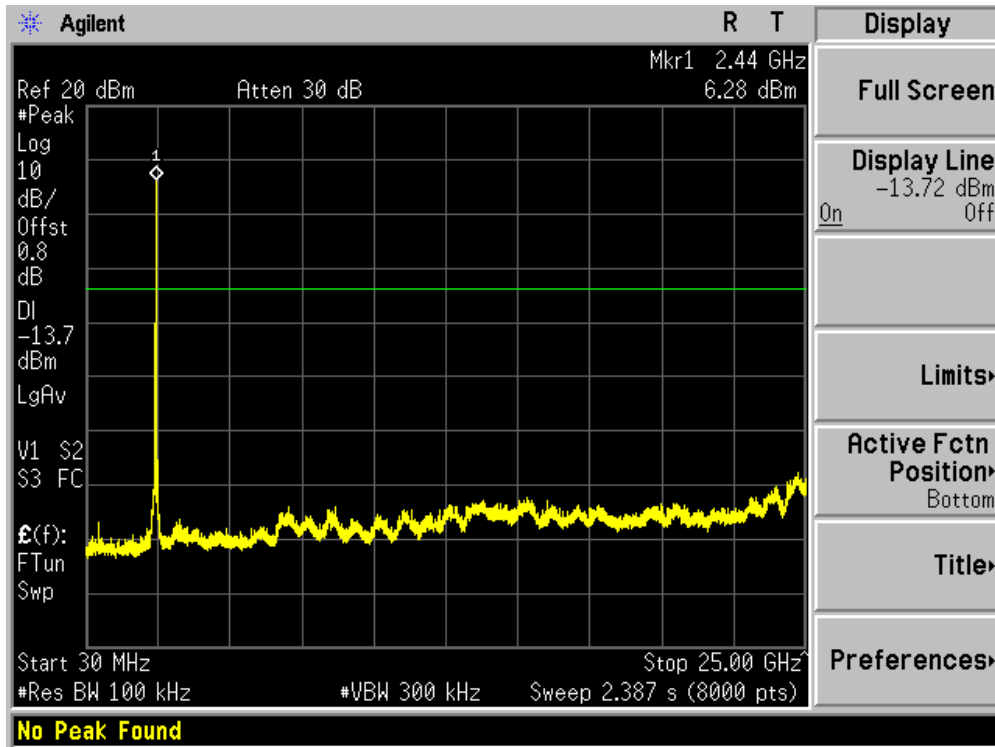
5.6. Test Result

Product	:	Wireless LAN access Point
Test Item	:	RF Antenna Conducted Spurious
Test Site	:	TR-8
Test Mode	:	Mode 1: Transmit by 802.11b (Chain 100)

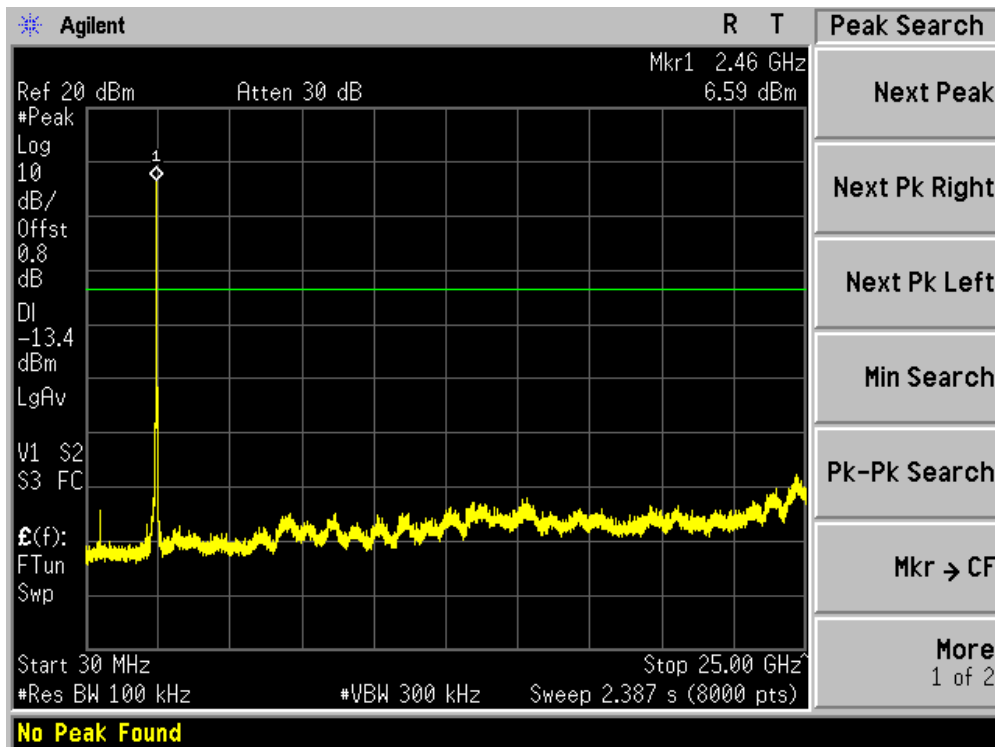
Channel 01 (2412MHz)



Channel 06 (2437MHz)

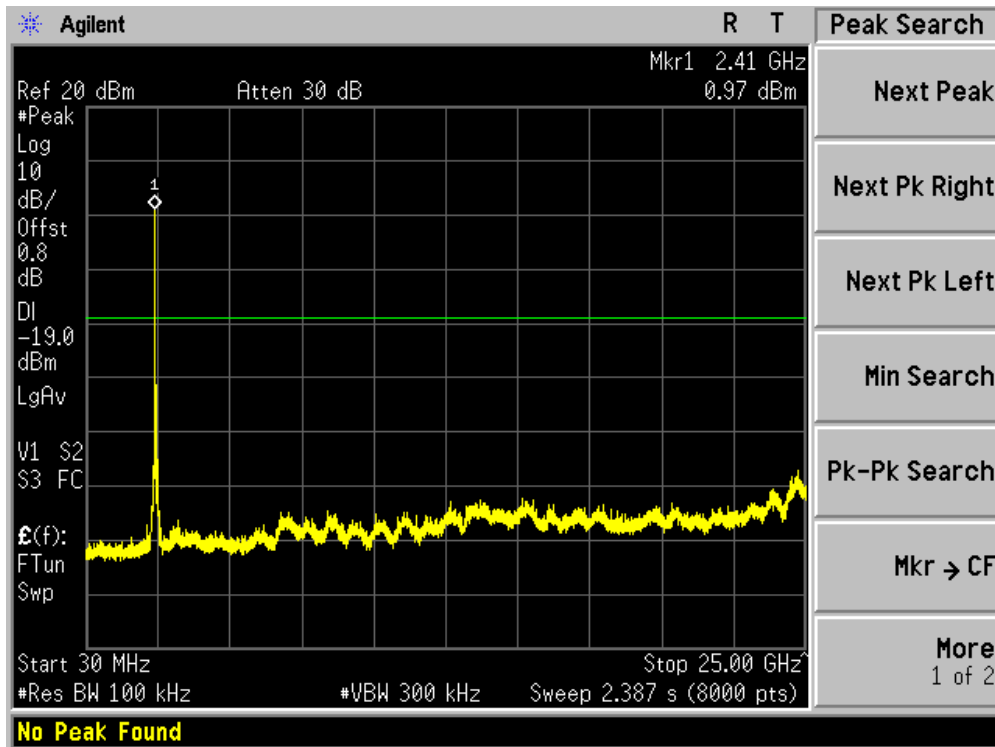


Channel 11 (2462MHz)

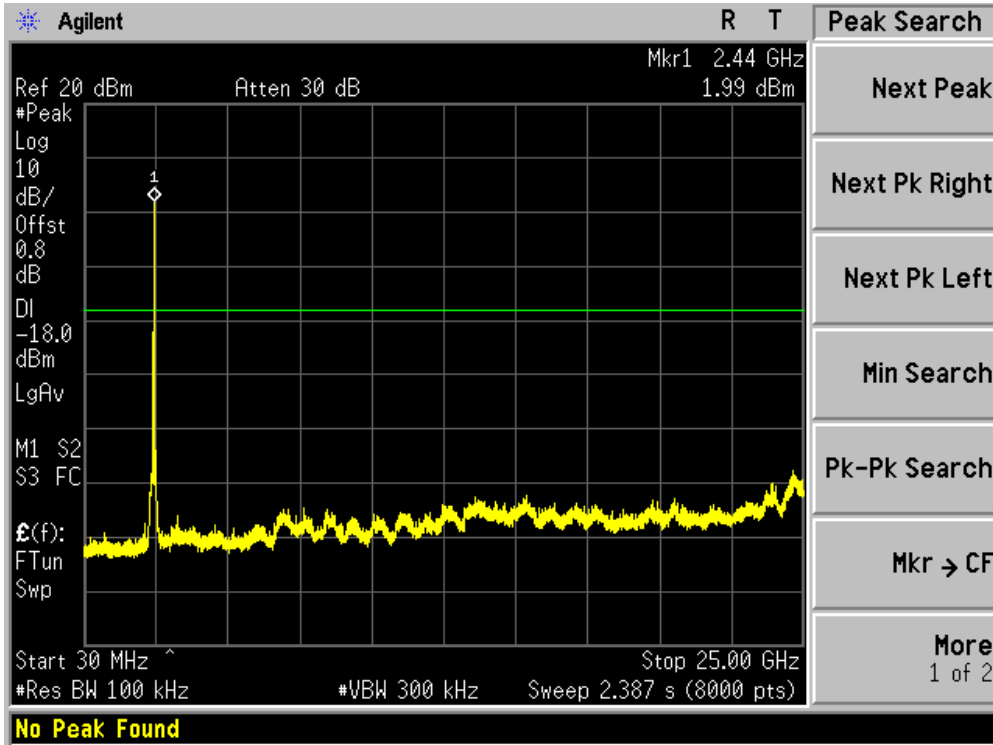


Product	:	Wireless LAN access Point
Test Item	:	RF Antenna Conducted Spurious
Test Site	:	TR-8
Test Mode	:	Mode 2: Transmit by 802.11g (Chain 100)

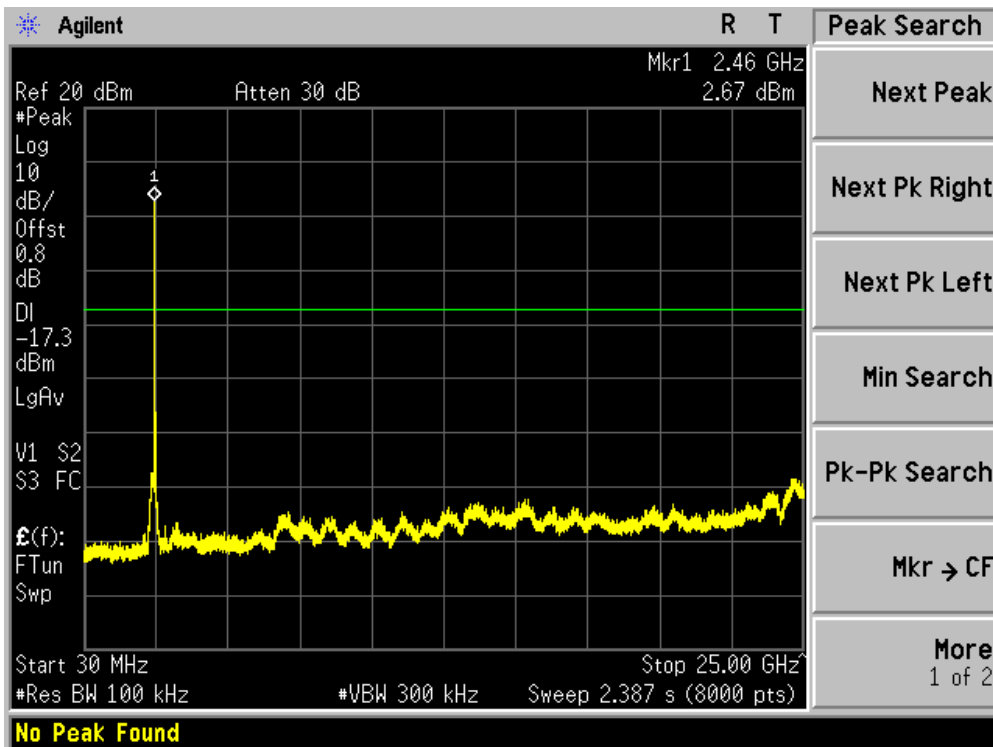
Channel 01 (2412MHz)



Channel 06 (2437MHz)

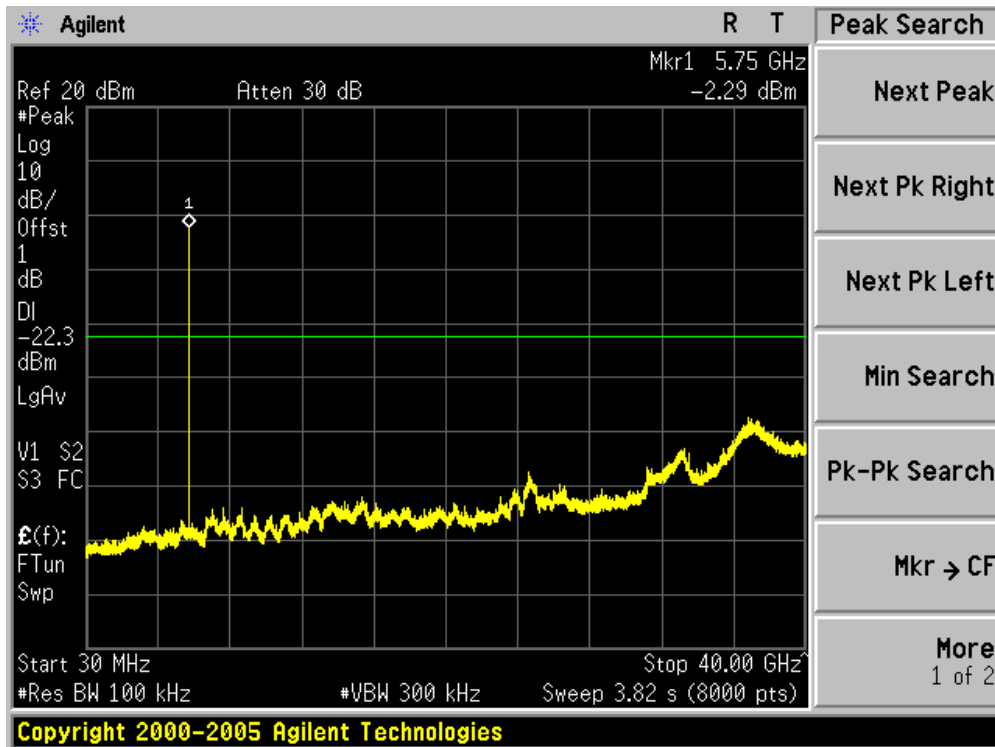


Channel 11 (2462MHz)

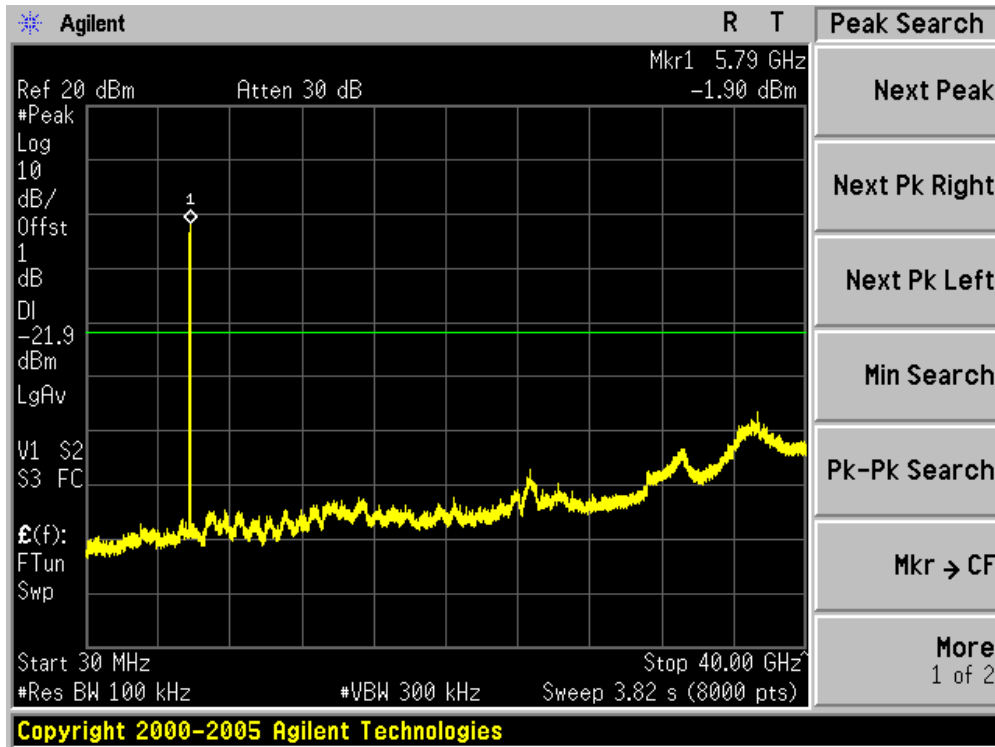


Product	:	Wireless LAN access Point
Test Item	:	RF Antenna Conducted Spurious
Test Site	:	TR-8
Test Mode	:	Mode 3: Transmit by 802.11a (Chain 100)

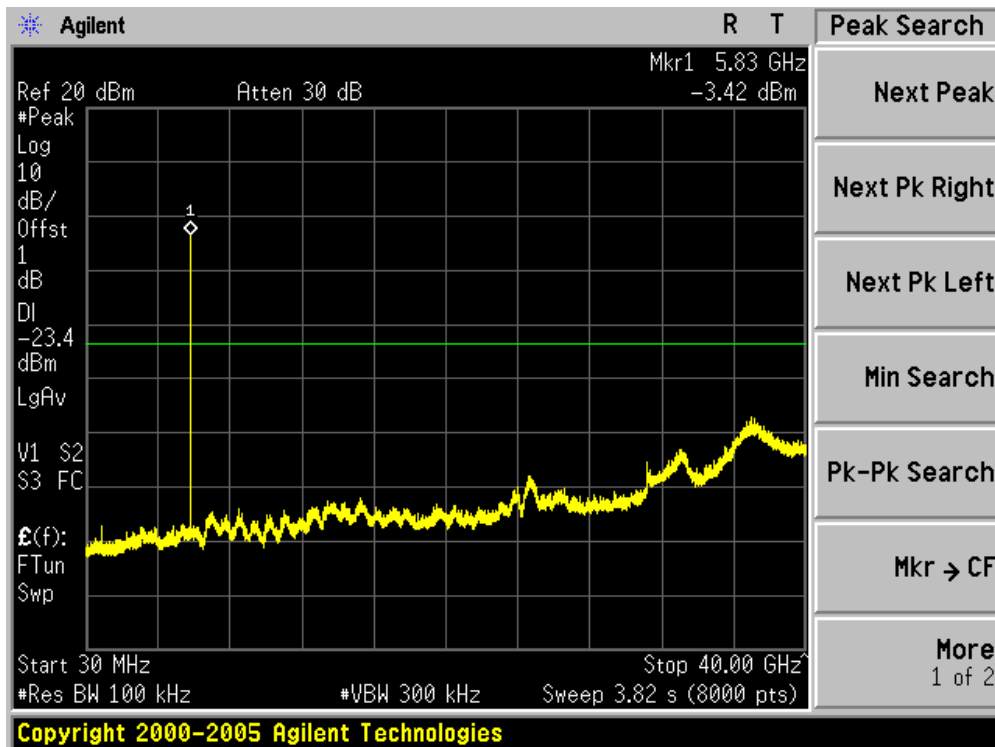
Channel 149 (5745MHz)



Channel 157 (5785MHz)

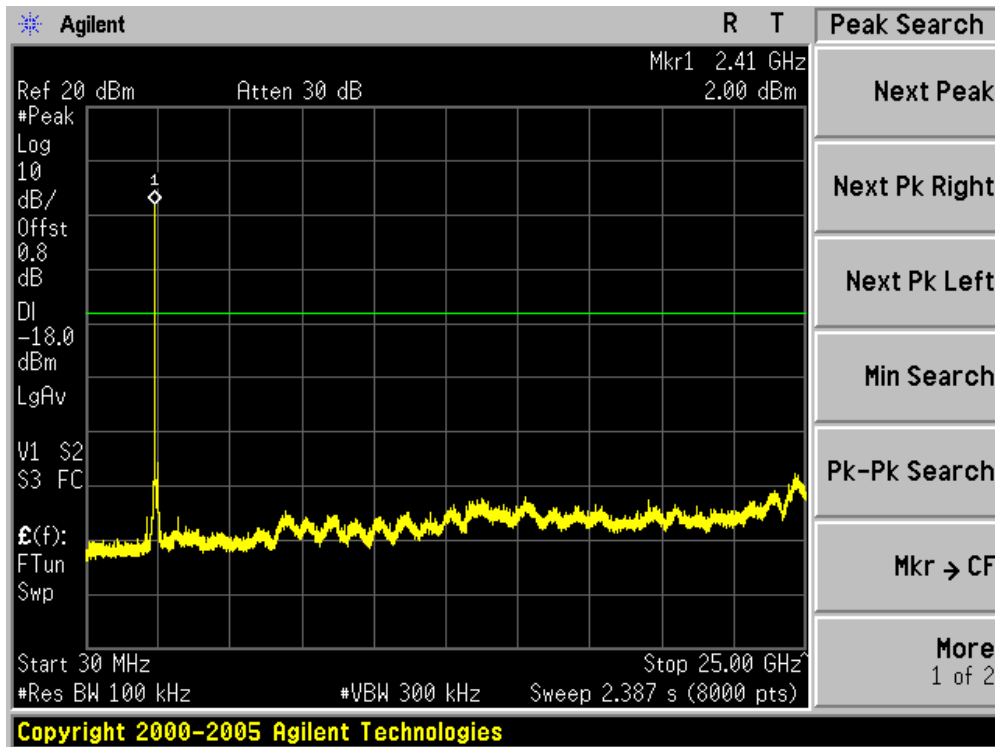


Channel 165 (5825MHz)

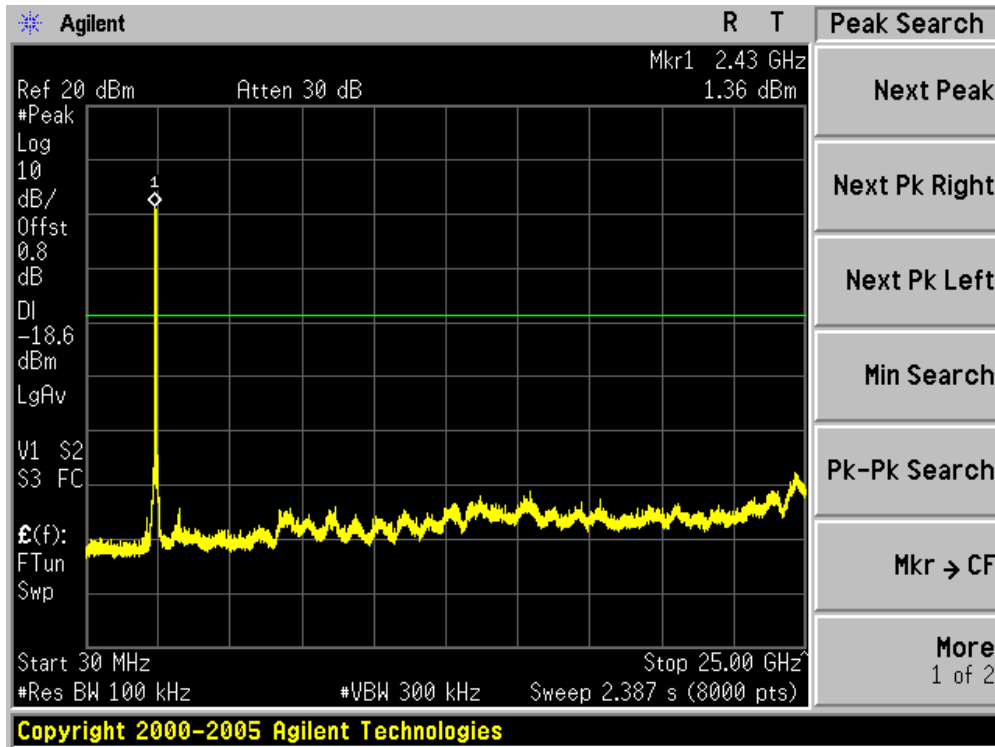


Product	:	Wireless LAN access Point
Test Item	:	RF Antenna Conducted Spurious
Test Site	:	TR-8
Test Mode	:	Mode 4: Transmit by 802.11n (20MHz)(Chain 100)

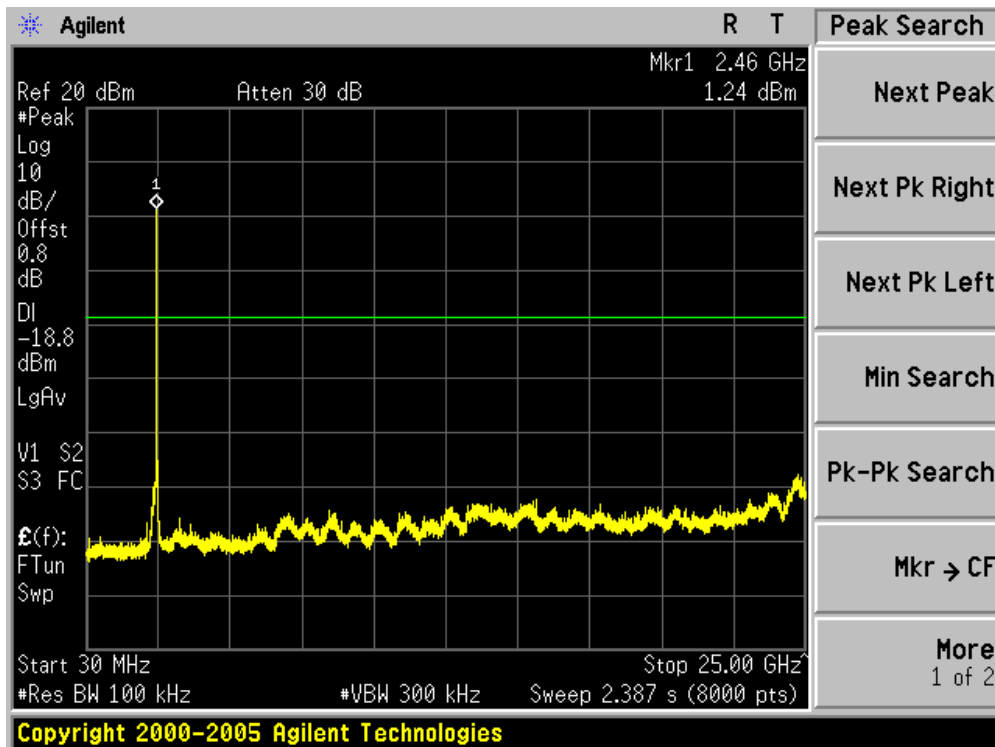
Channel 01 (2412MHz)



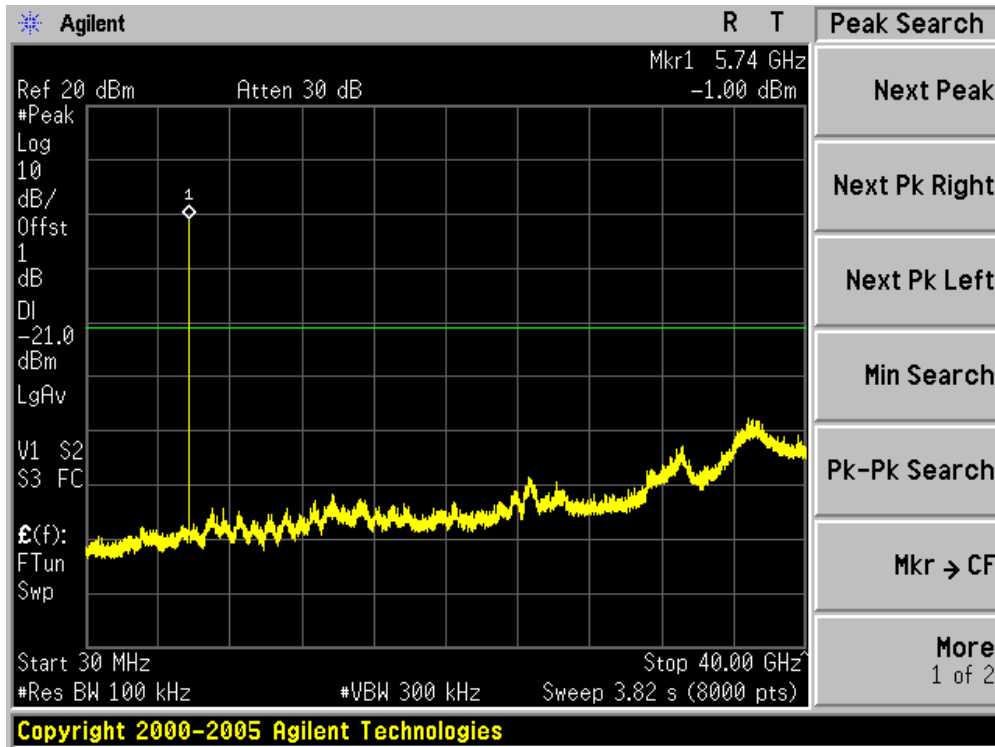
Channel 06 (2437MHz)



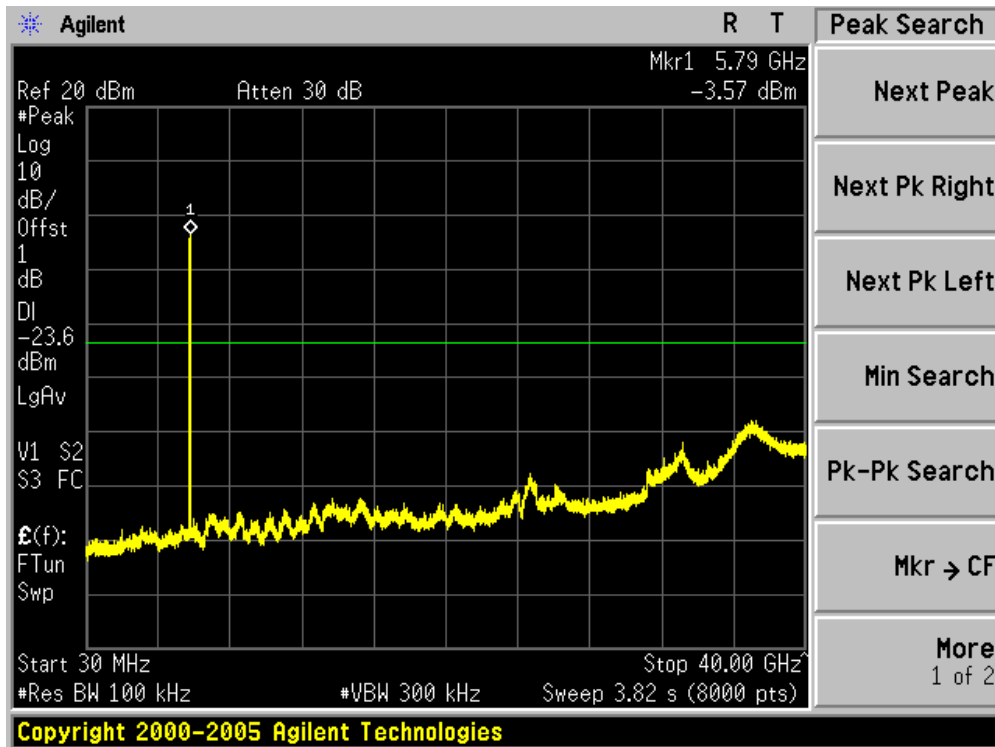
Channel 11 (2462MHz)



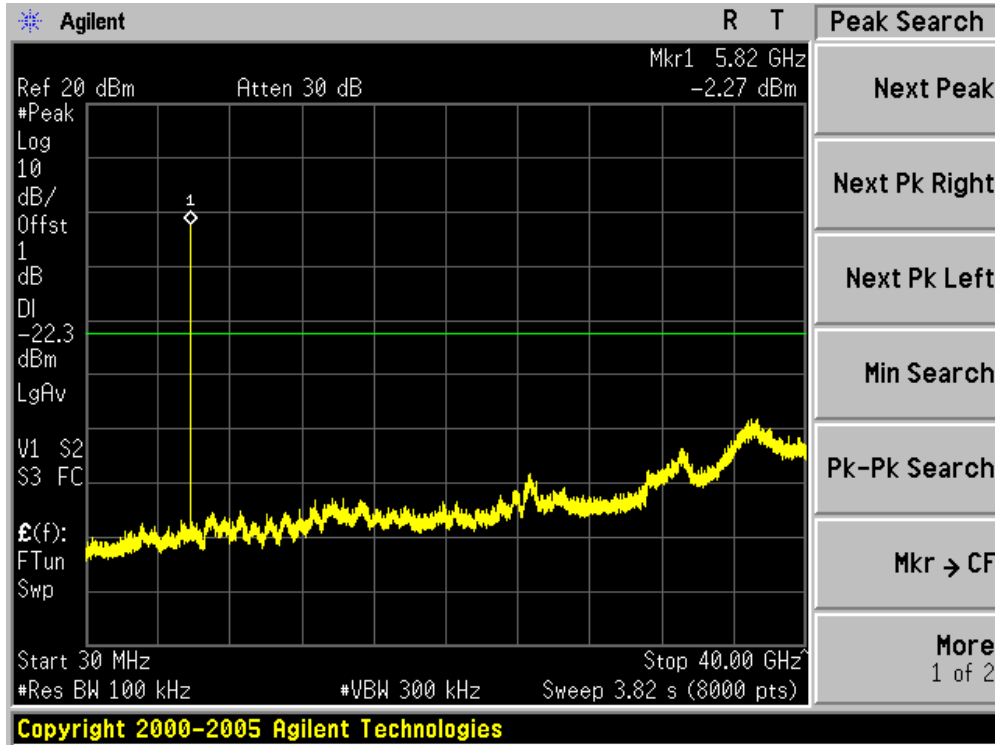
Channel 149 (5745MHz)



Channel 157 (5785MHz)

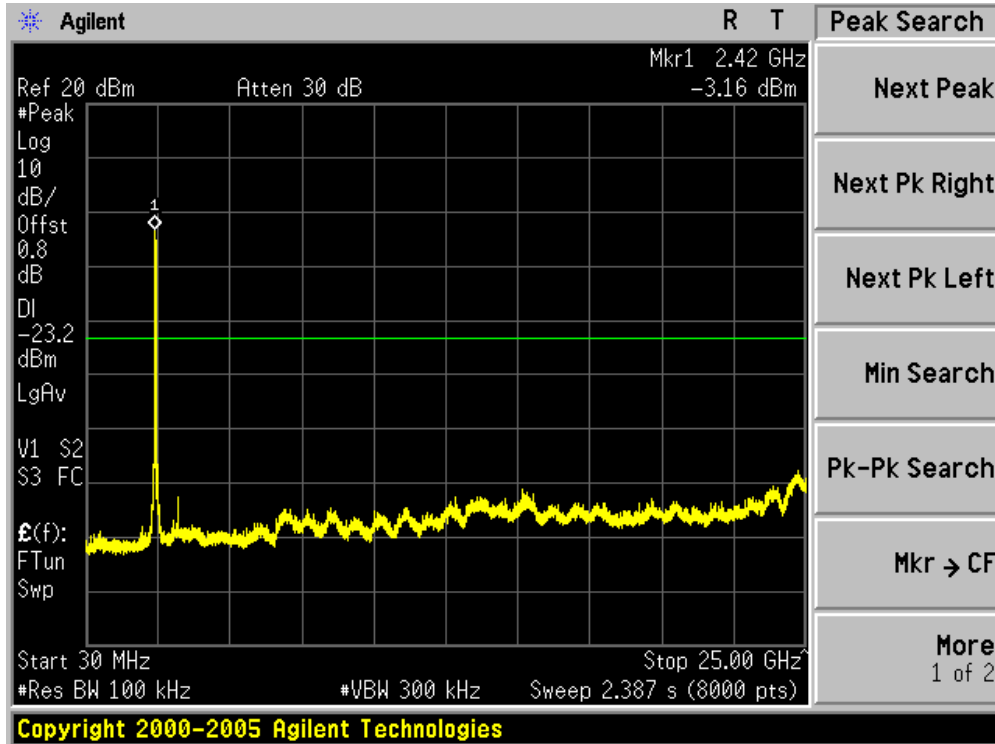


Channel 165 (5825MHz)

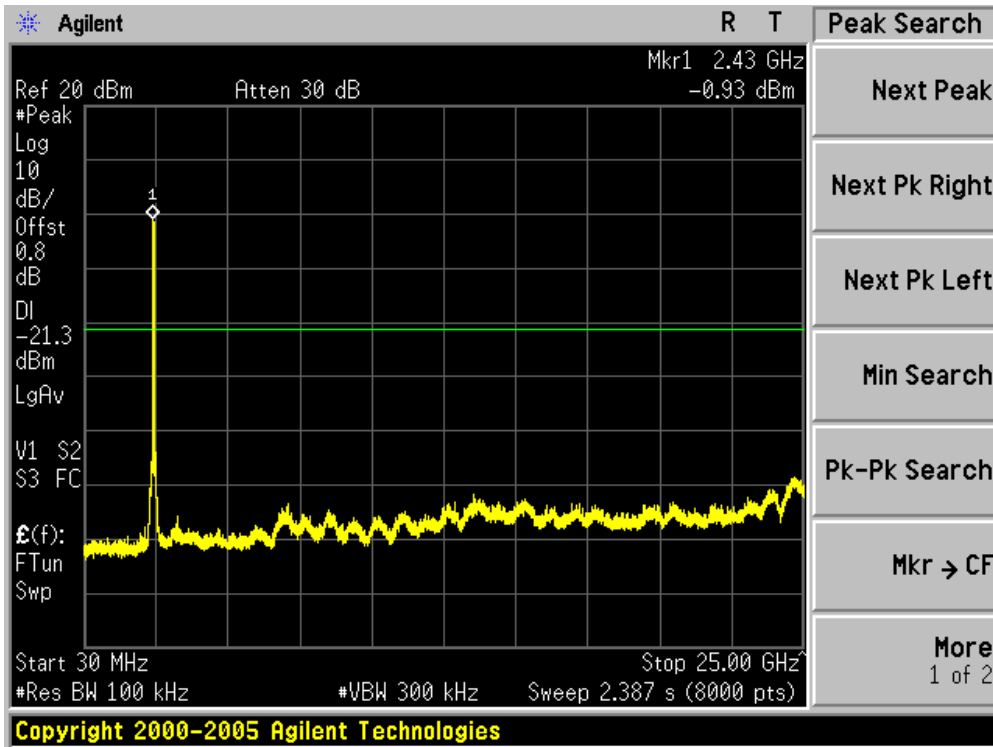


Product	:	Wireless LAN access Point
Test Item	:	RF Antenna Conducted Spurious
Test Site	:	TR-8
Test Mode	:	Mode 5: Transmit by 802.11n (40MHz) (Chain 100)

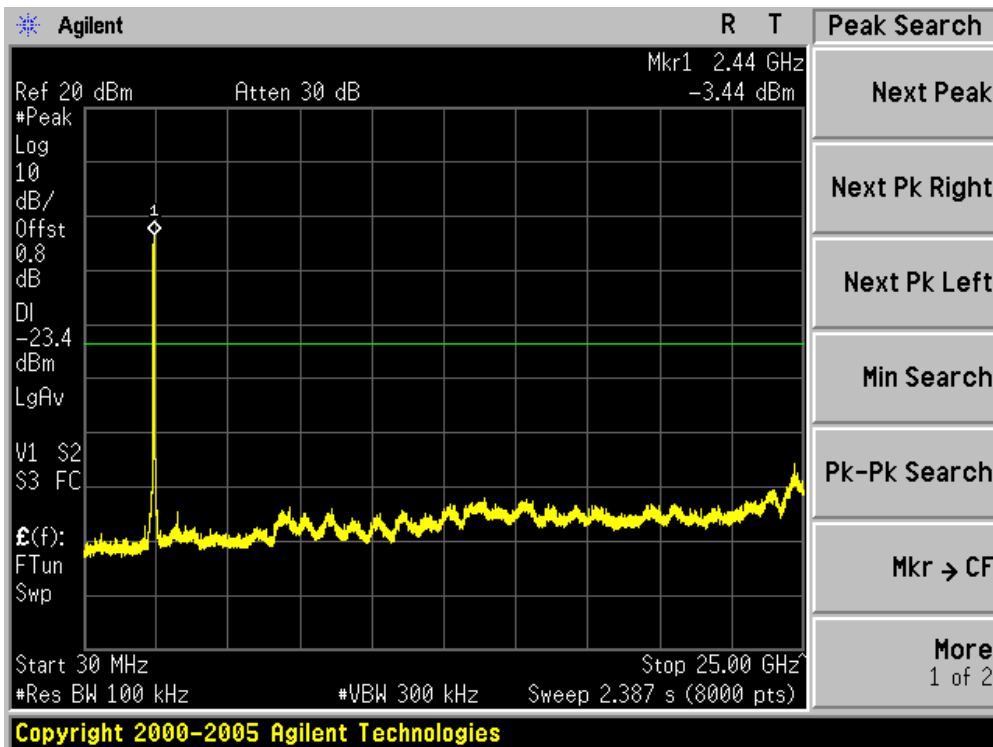
Channel 03 (2422MHz)



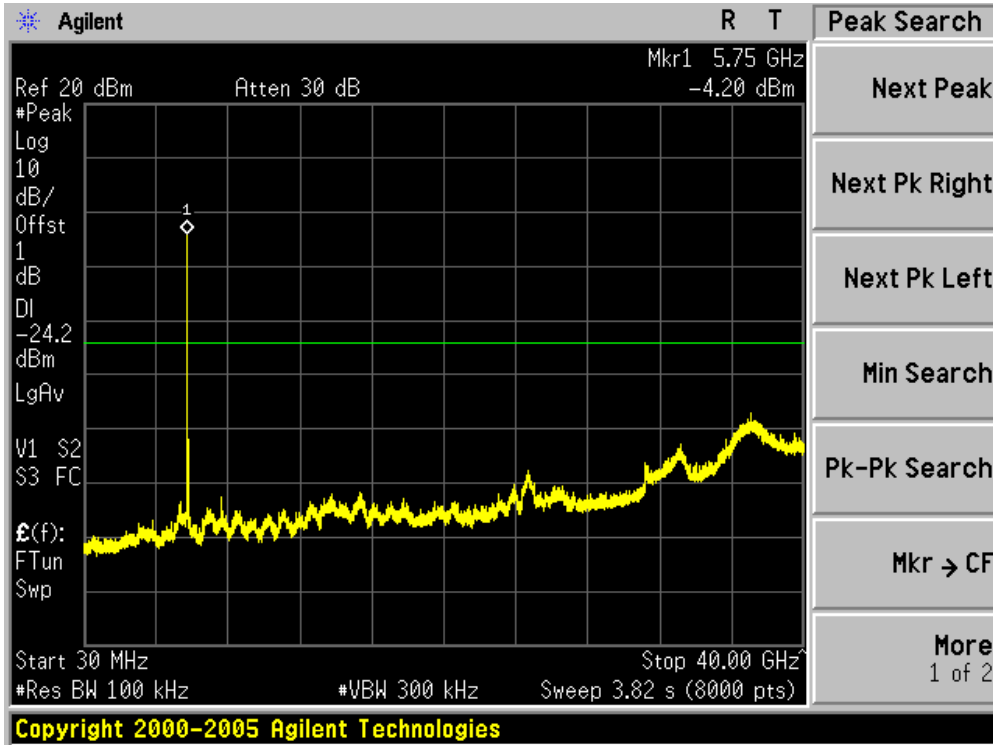
Channel 06 (2437MHz)



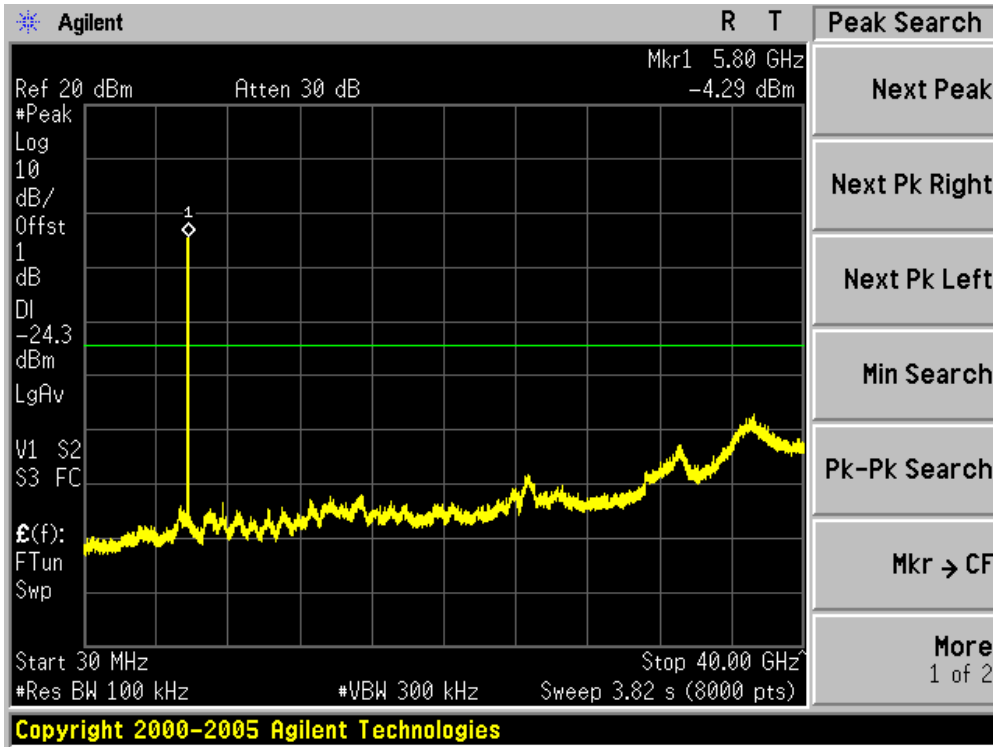
Channel 09 (2452MHz)



Channel 151 (5755MHz)

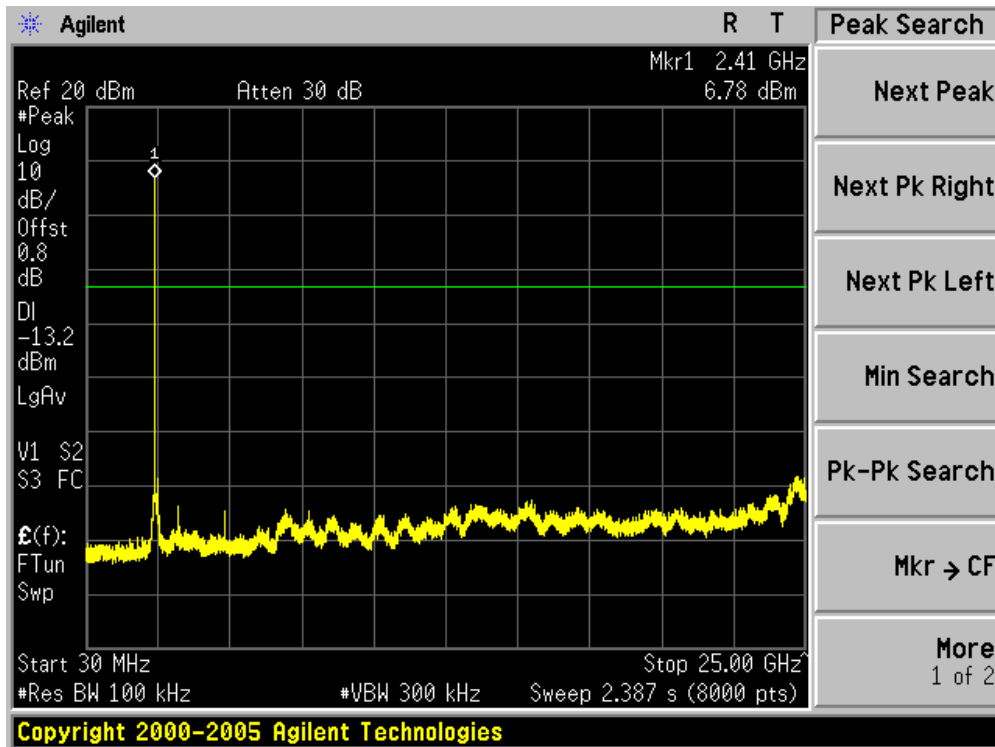


Channel 159 (5795MHz)

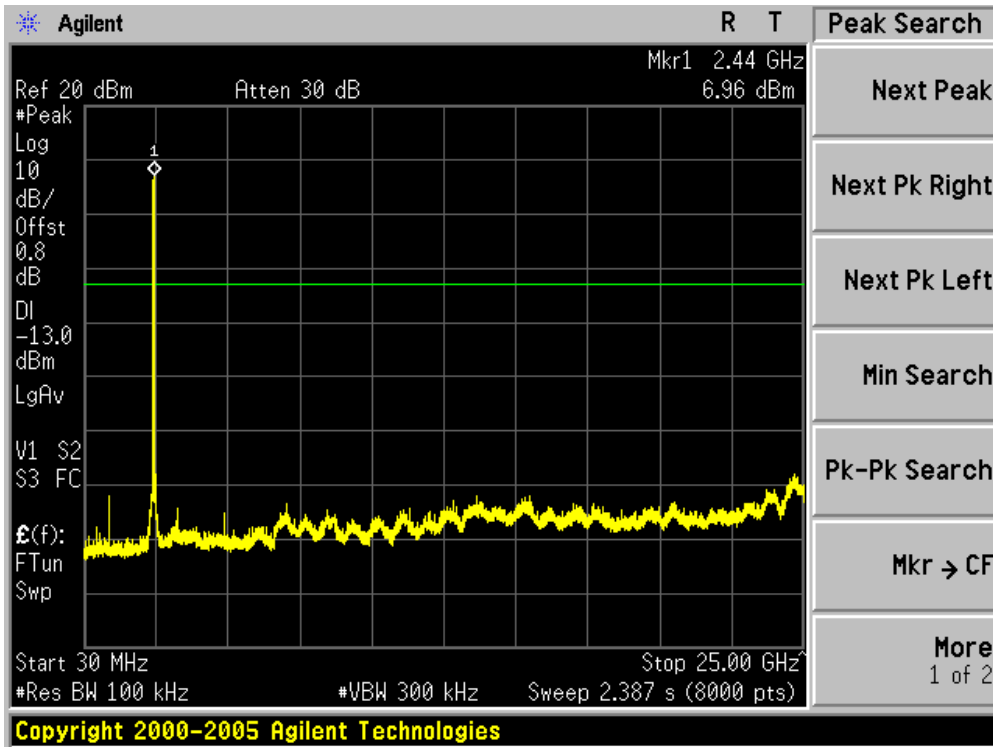


Product	:	Wireless LAN access Point
Test Item	:	RF Antenna Conducted Spurious
Test Site	:	TR-8
Test Mode	:	Mode 1: Transmit by 802.11b (Chain 001)

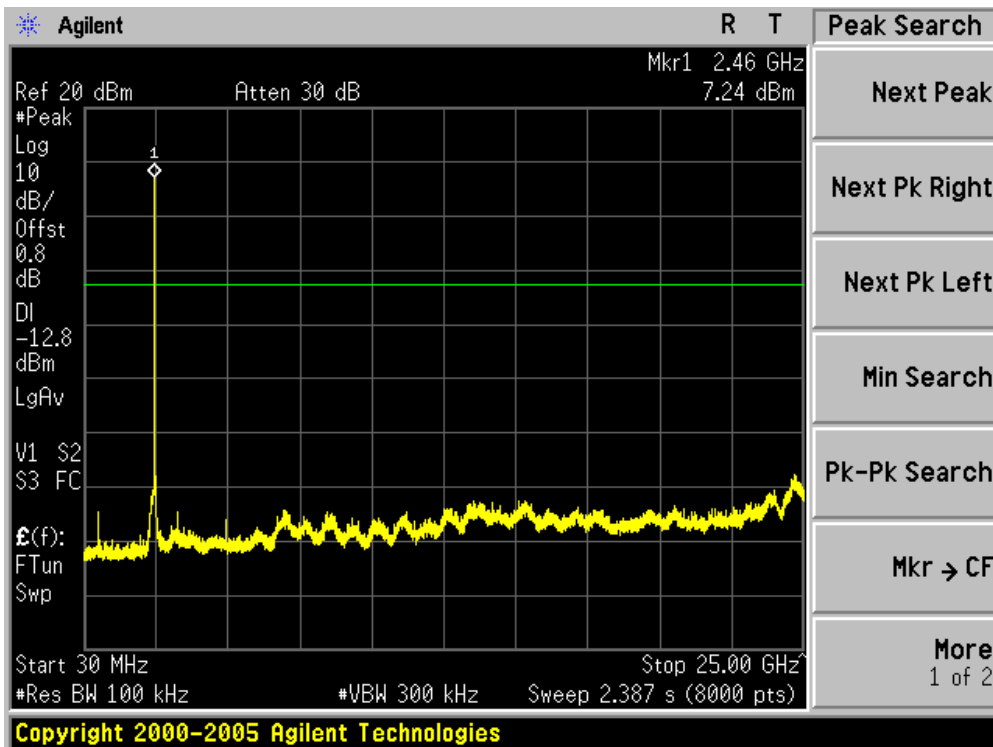
Channel 01 (2412MHz)



Channel 06 (2437MHz)

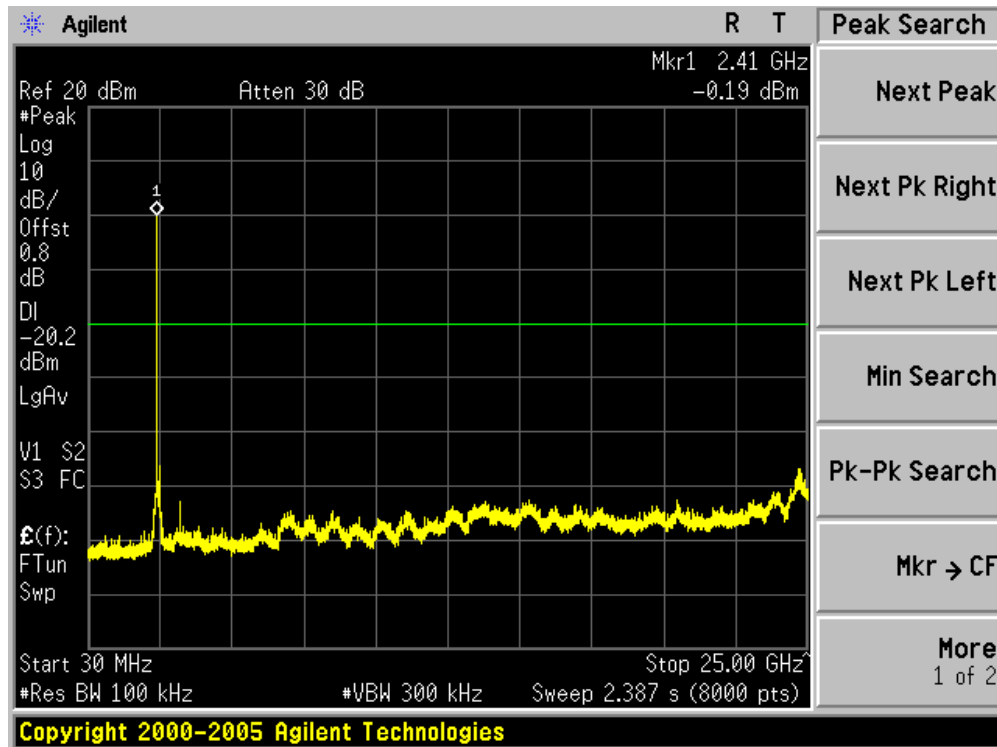


Channel 11 (2462MHz)

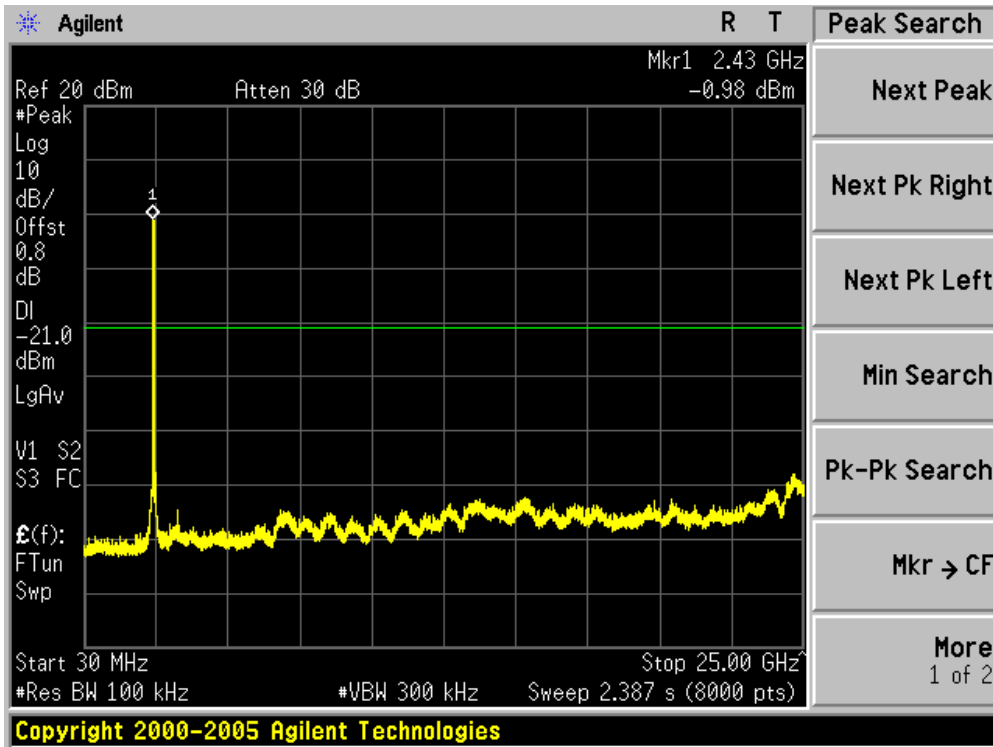


Product	:	Wireless LAN access Point
Test Item	:	RF Antenna Conducted Spurious
Test Site	:	TR-8
Test Mode	:	Mode 2: Transmit by 802.11g (Chain 001)

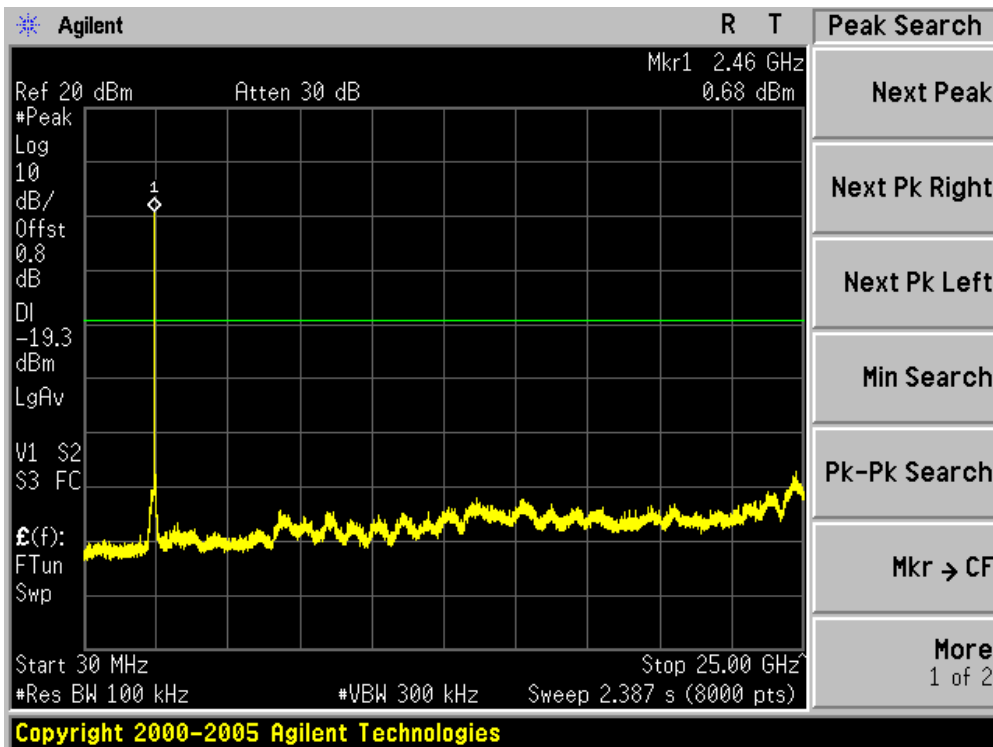
Channel 01 (2412MHz)



Channel 06 (2437MHz)

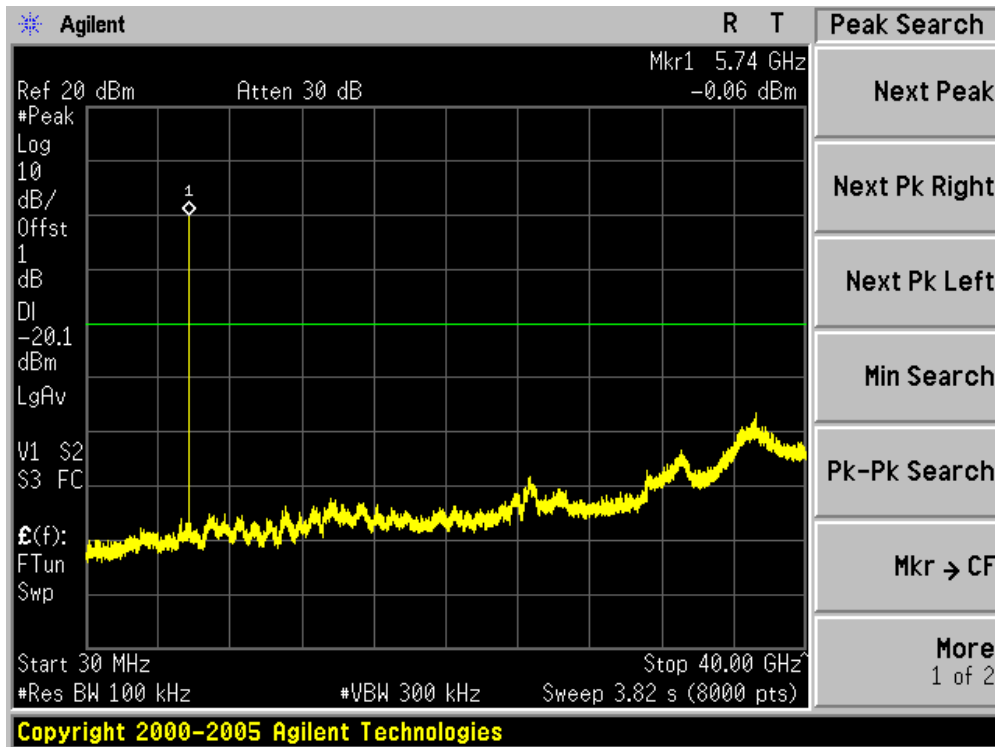


Channel 11 (2462MHz)

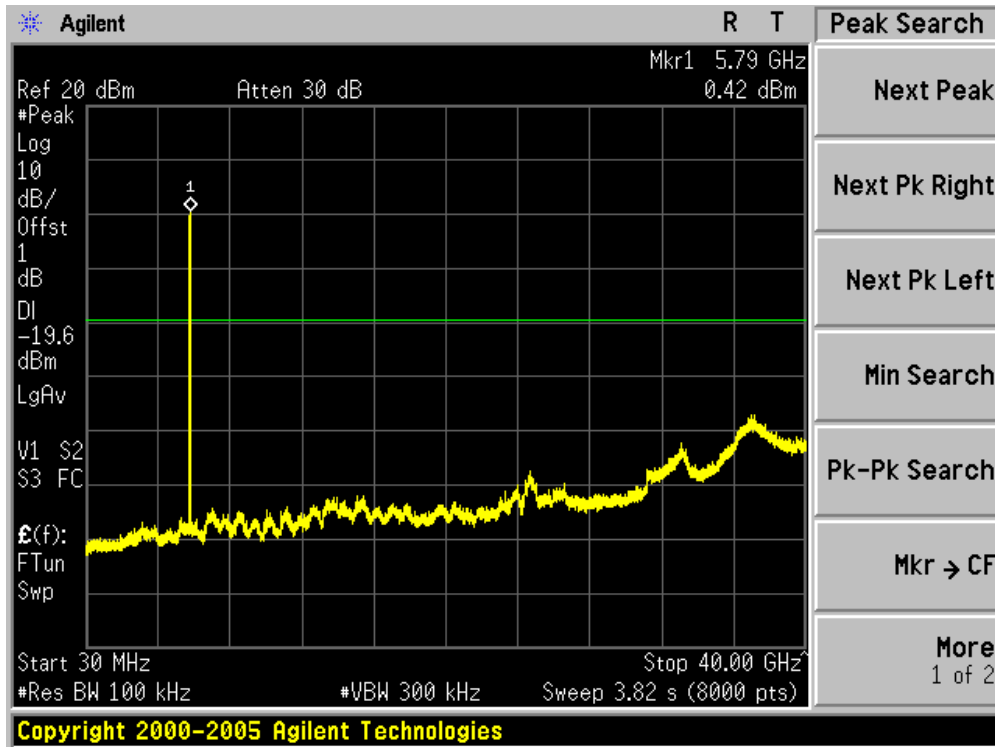


Product	:	Wireless LAN access Point
Test Item	:	RF Antenna Conducted Spurious
Test Site	:	TR-8
Test Mode	:	Mode 3: Transmit by 802.11a (Chain 001)

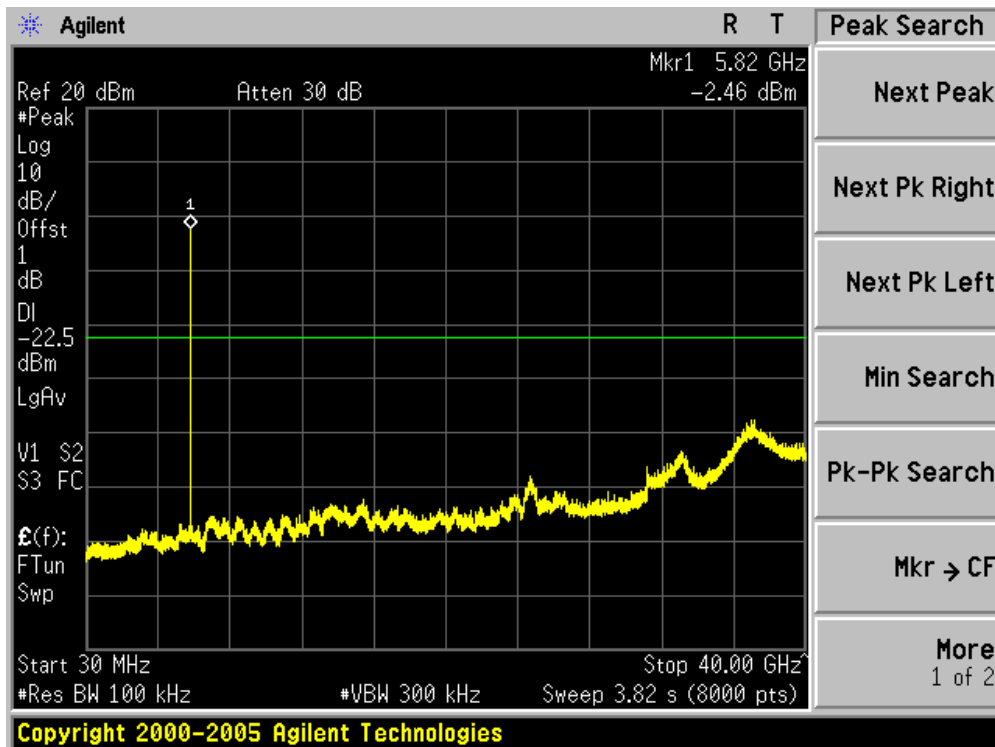
Channel 149 (5745MHz)



Channel 157 (5785MHz)

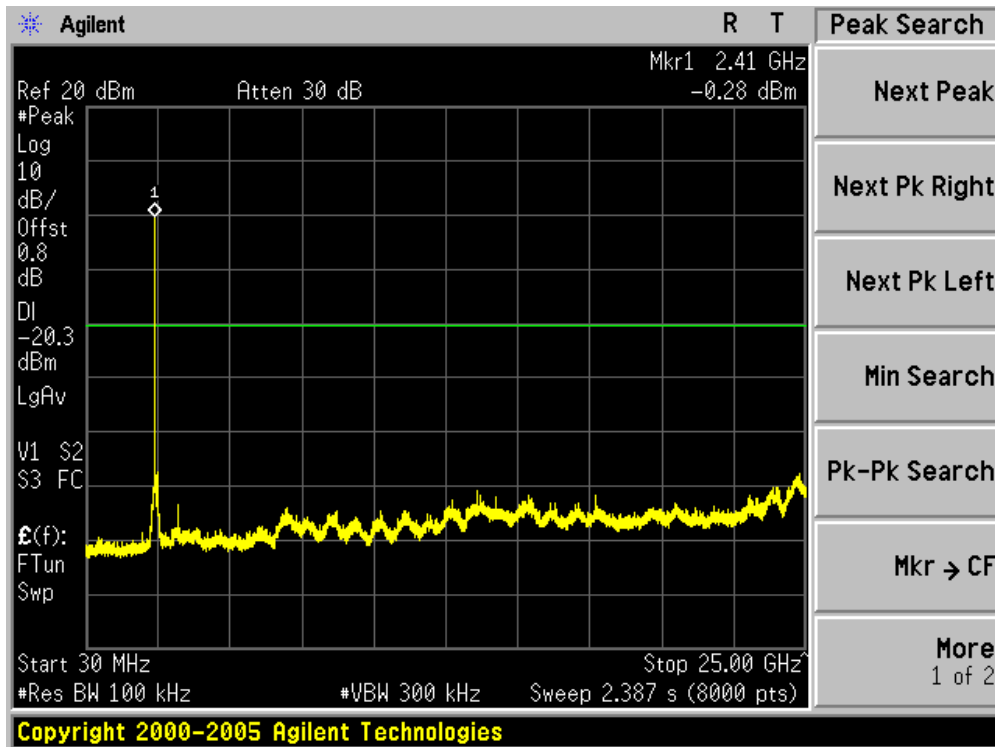


Channel 165 (5825MHz)

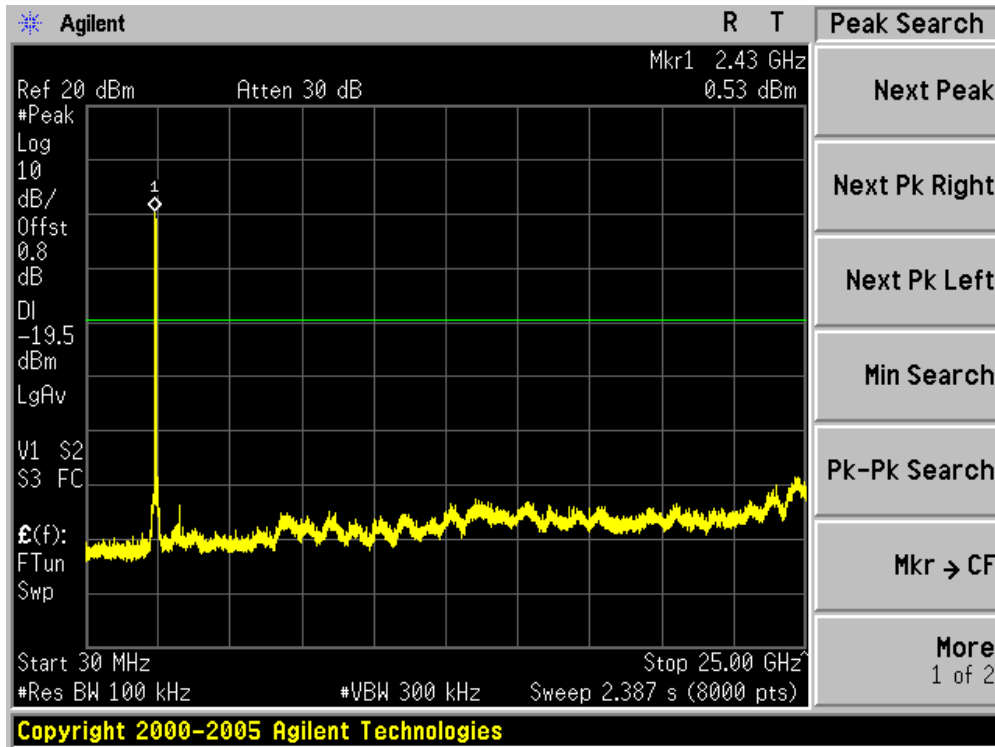


Product	:	Wireless LAN access Point
Test Item	:	RF Antenna Conducted Spurious
Test Site	:	TR-8
Test Mode	:	Mode 4: Transmit by 802.11n (20MHz) (Chain 001)

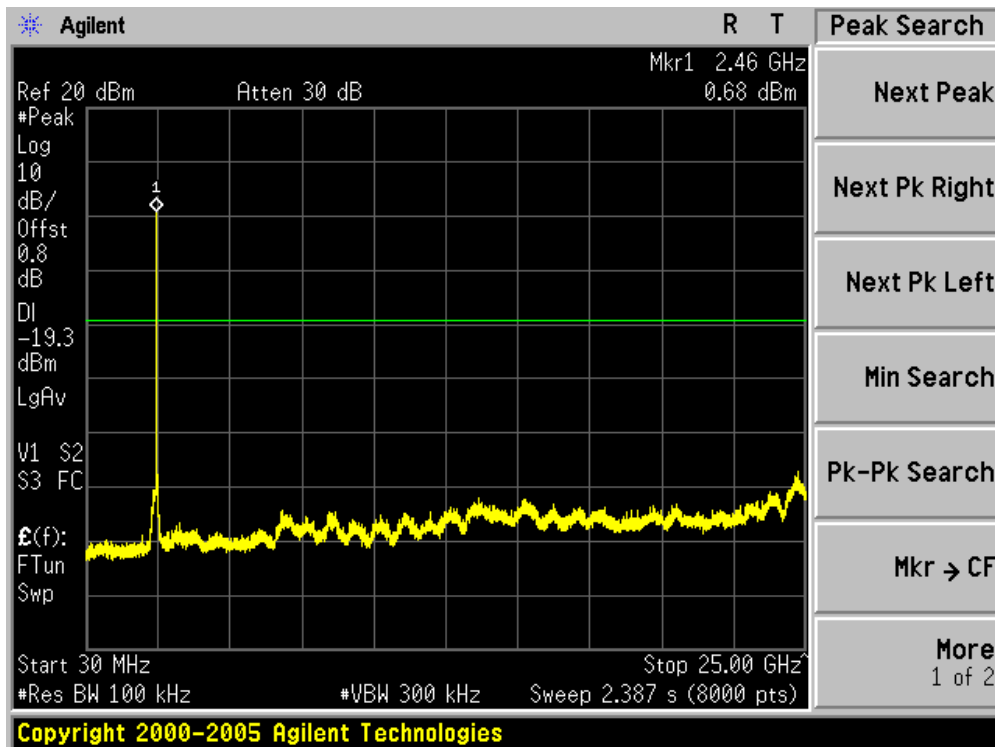
Channel 01 (2412MHz)



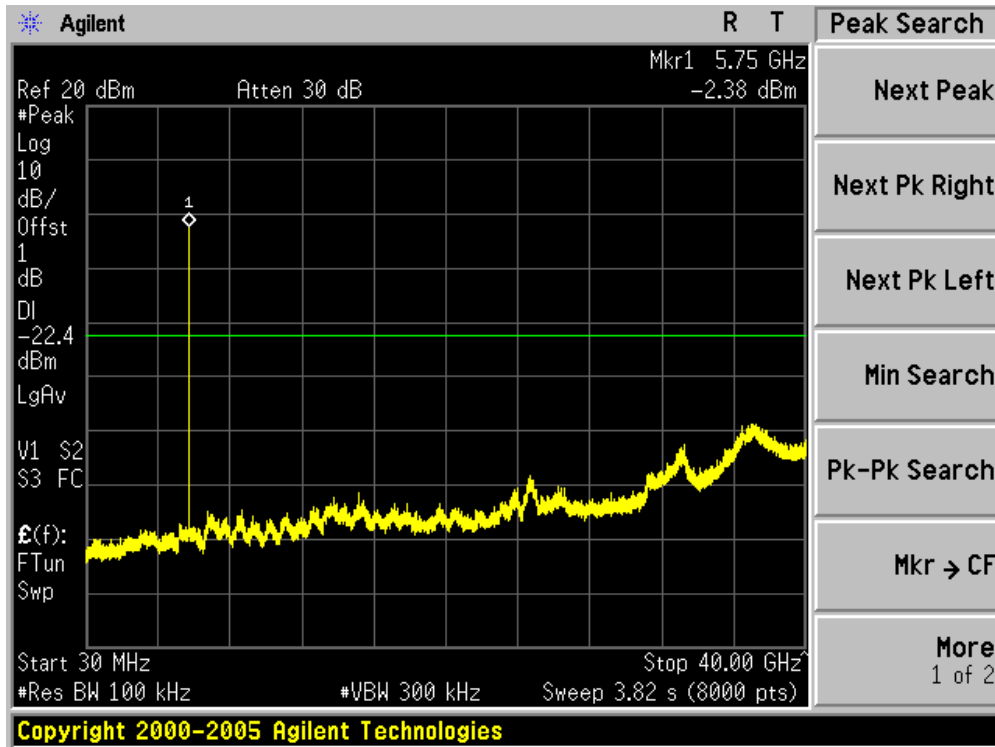
Channel 06 (2437MHz)



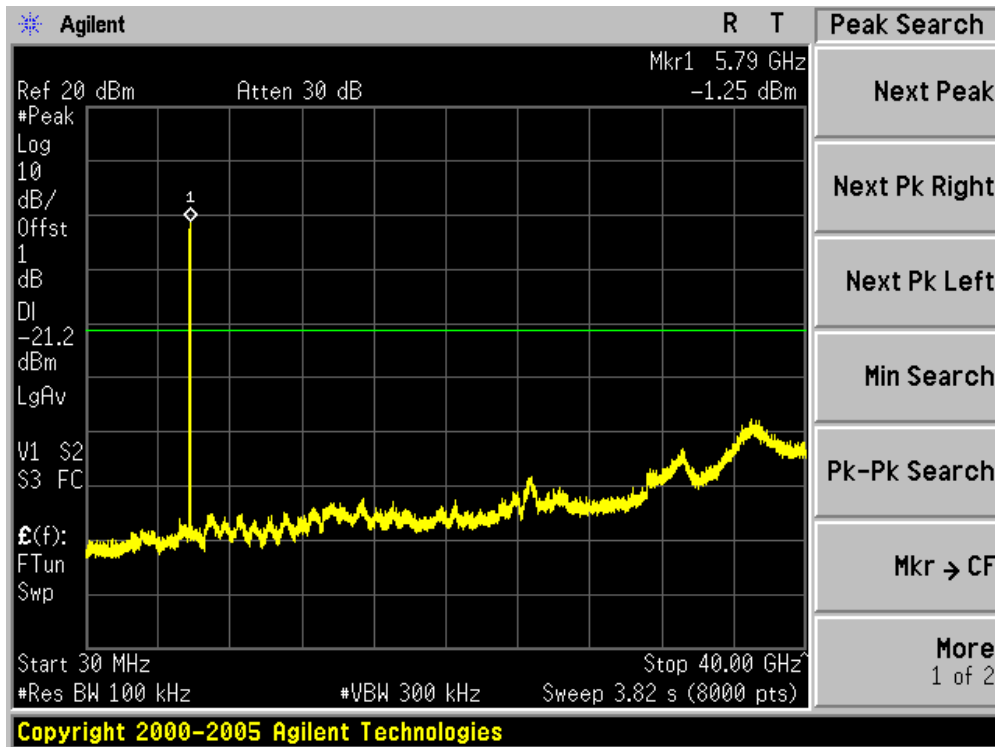
Channel 11 (2462MHz)



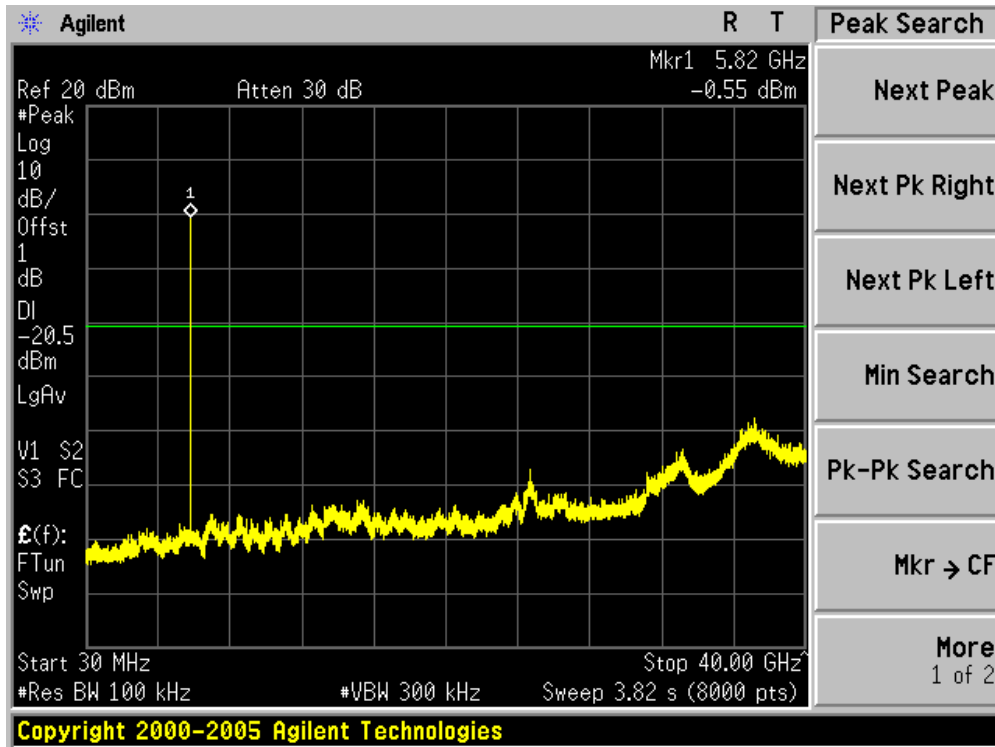
Channel 149 (5745MHz)



Channel 157 (5785MHz)

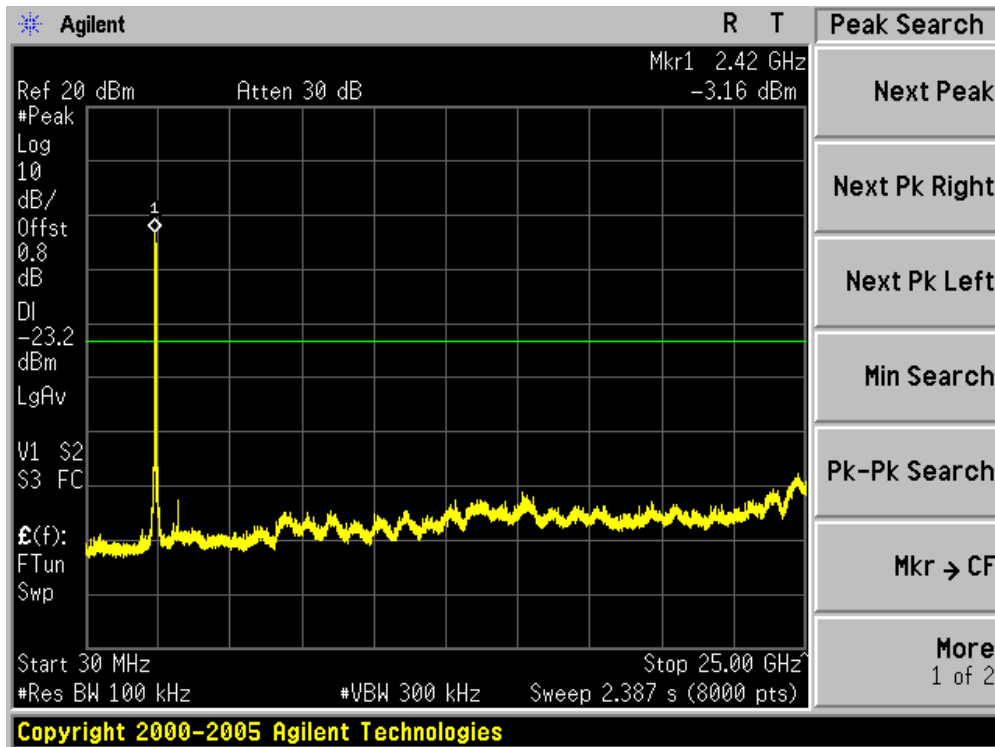


Channel 165 (5825MHz)

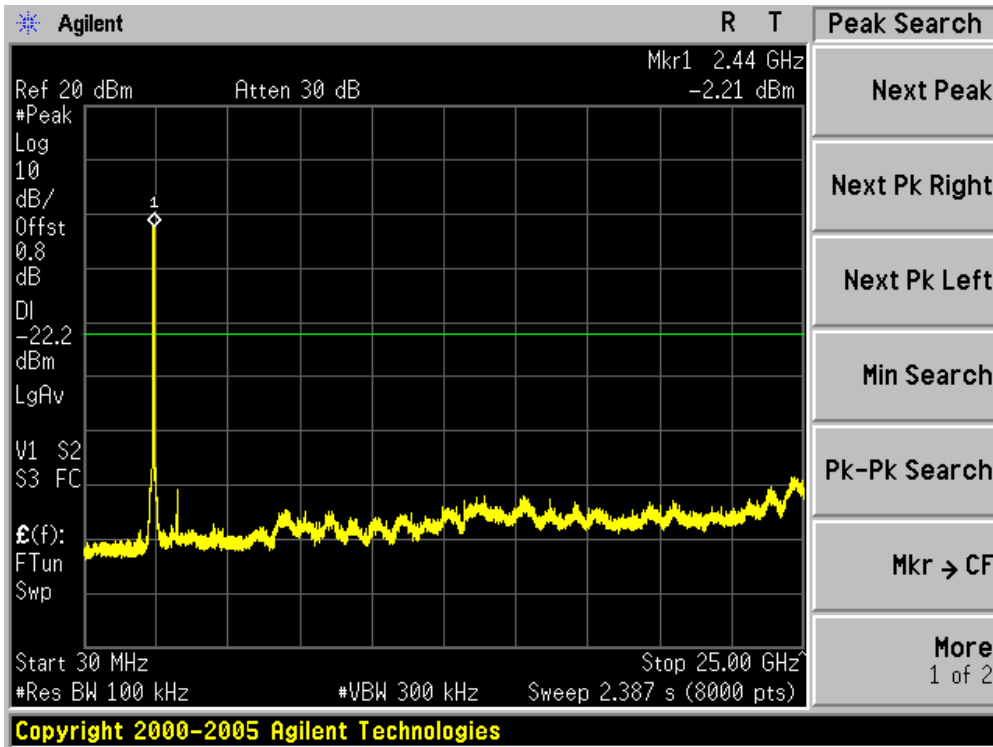


Product	:	Wireless LAN access Point
Test Item	:	RF Antenna Conducted Spurious
Test Site	:	TR-8
Test Mode	:	Mode 5: Transmit by 802.11n (40MHz) (Chain 001)

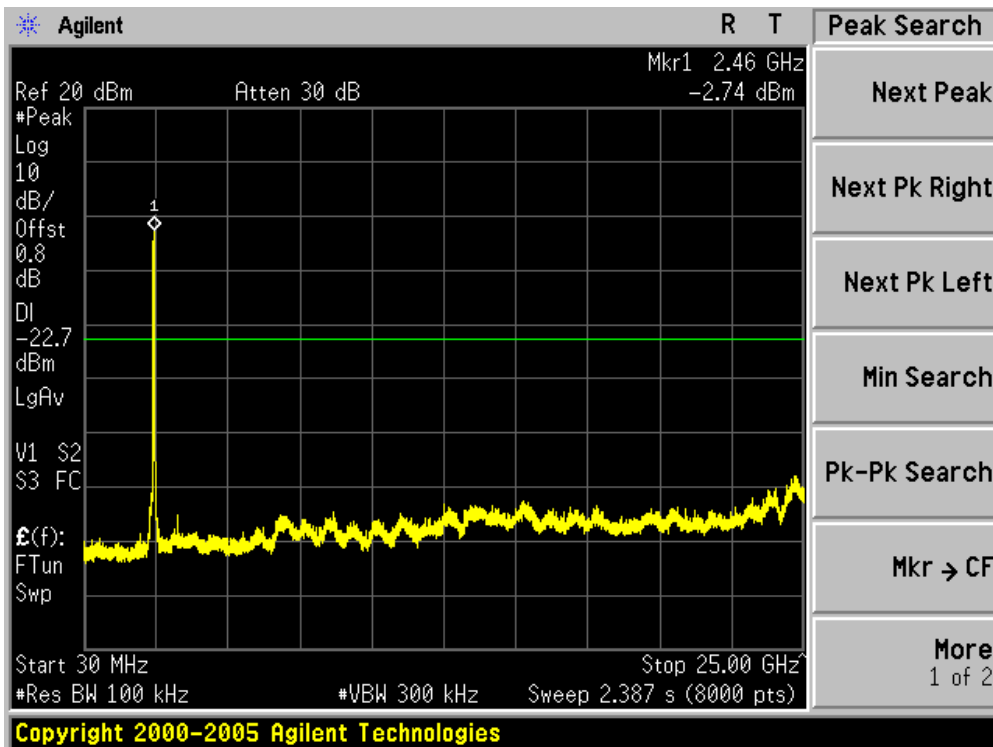
Channel 03 (2422MHz)



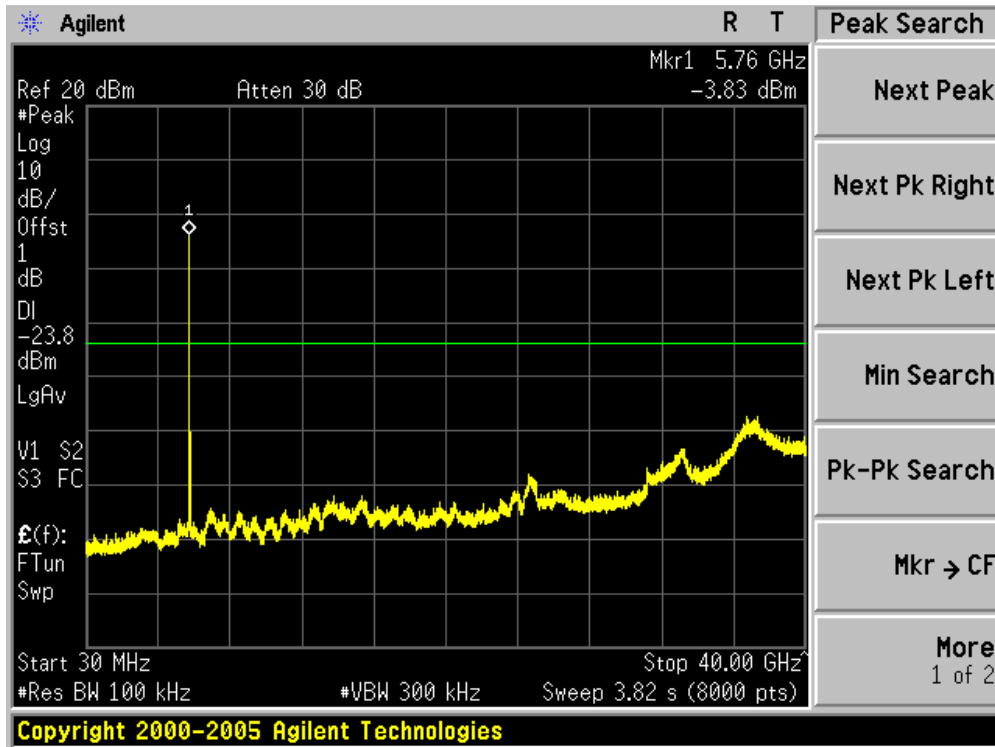
Channel 06 (2437MHz)



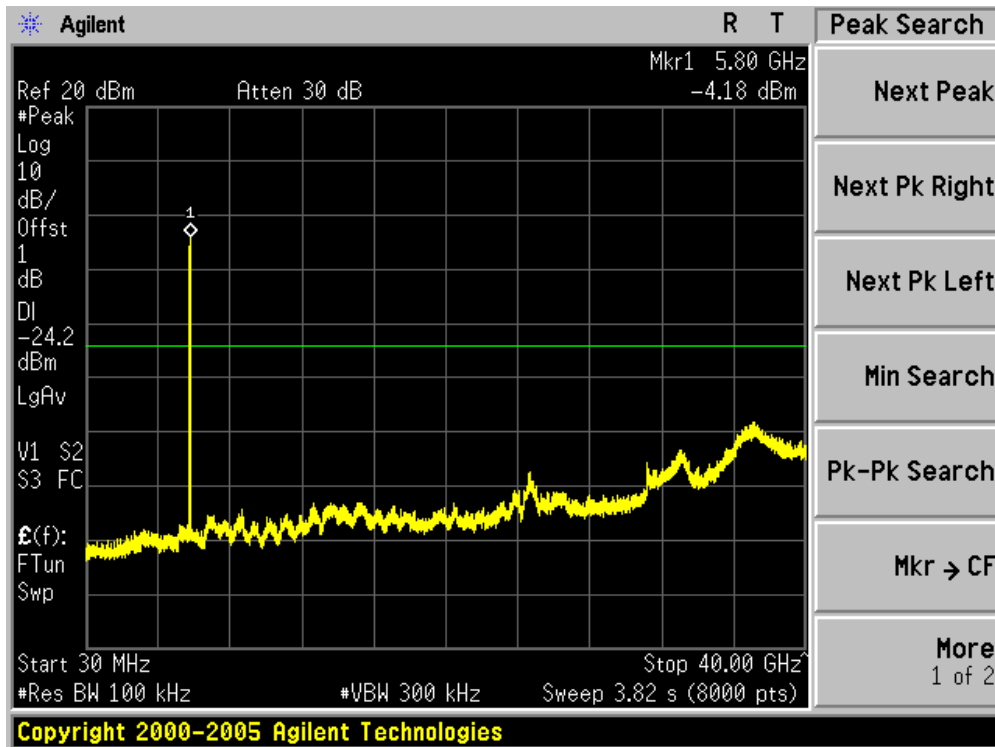
Channel 09 (2452MHz)



Channel 151 (5755MHz)



Channel 159 (5795MHz)



6. Radiated Emission Band Edge

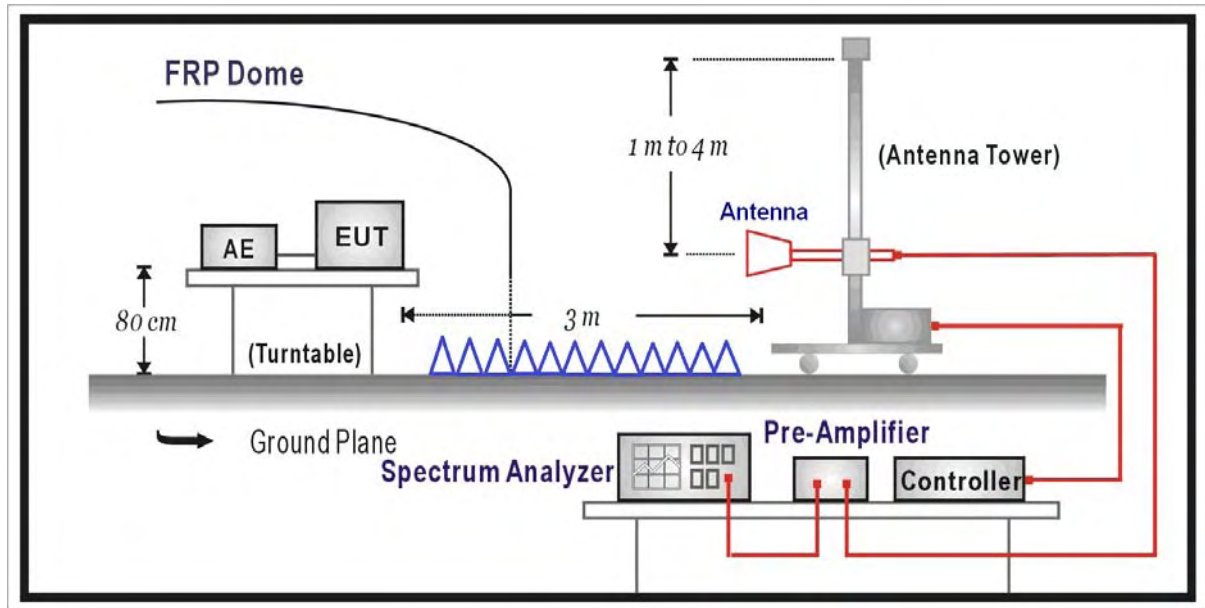
6.1. Test Equipment

Radiated Emission Band Edge / AC-5

Instrument	Manufacturer	Type No.	Serial No.	Cali. Due Date
Spectrum Analyzer	Agilent	N9010A	MY48030494	2011.04.23
EMI Test Receiver	R&S	ESCI	100573	2011.04.23
Preamplifier	Quietek	AP-025C	CHM-0511006	2012.04.12
Preamplifier	Quietek	AP-180C	CHM-0602013	2012.03.07
Bilog Type Antenna	Schaffner	CBL6112B	2932	2011.10.18
Broad-Band Horn Antenna	Schwarzbeck	BBHA9120D	499	2012.06.11
50ohm Coaxial Switch	Anritsu	MP59B	6200464462	2011.05.05
Temperature/Humidity Meter	zhicheng	ZC1-2	AC5-TH	2012.01.14

Note 1: All equipments are calibrated with traceable calibrations. Each calibration is traceable to the national or international standards.

6.2. Test Setup



6.3. Limit

Radiated emissions which fall in the restricted bands, as defined in Section 15.205(a) of FCC part 15, must also comply with the radiated emission limits specified in Section 15.209(a) (see Section 15.205(c)).

6.4. Test Procedure

The EUT was setup according to ANSI C63.4, 2009 and tested according to ANSI C63.10 for compliance to FCC 47CFR 15.247 requirements.

The EUT is placed on a turn table which is 0.8 meter above ground. The turn table is rotated 360 degrees to determine the position of the maximum emission level. The EUT was positioned such that the distance from antenna to the EUT was 3 meters.

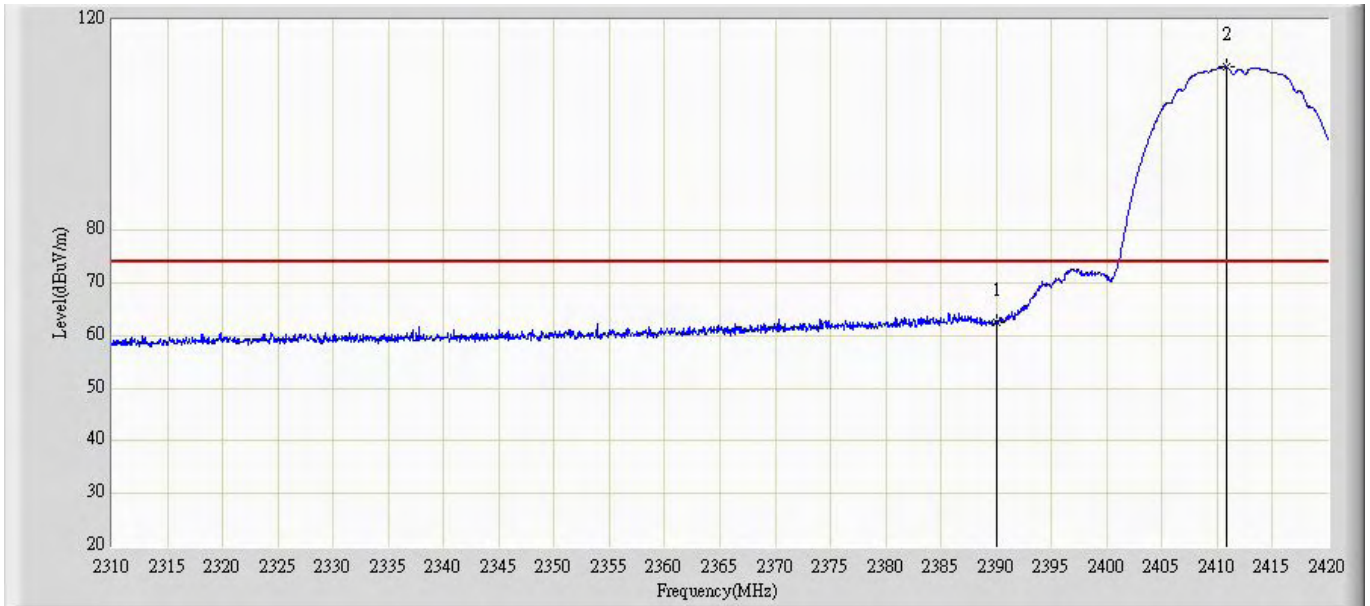
The antenna is scanned from 1 meter to 4 meters to find out the maximum emission level. This is repeated for both horizontal and vertical polarization of the antenna. In order to find the maximum emission, all of the interface cables were manipulated according to ANSI C63.4:2009 on radiated measurement.

6.5. Uncertainty

The measurement uncertainty above 1G is defined as ± 3.9 dB

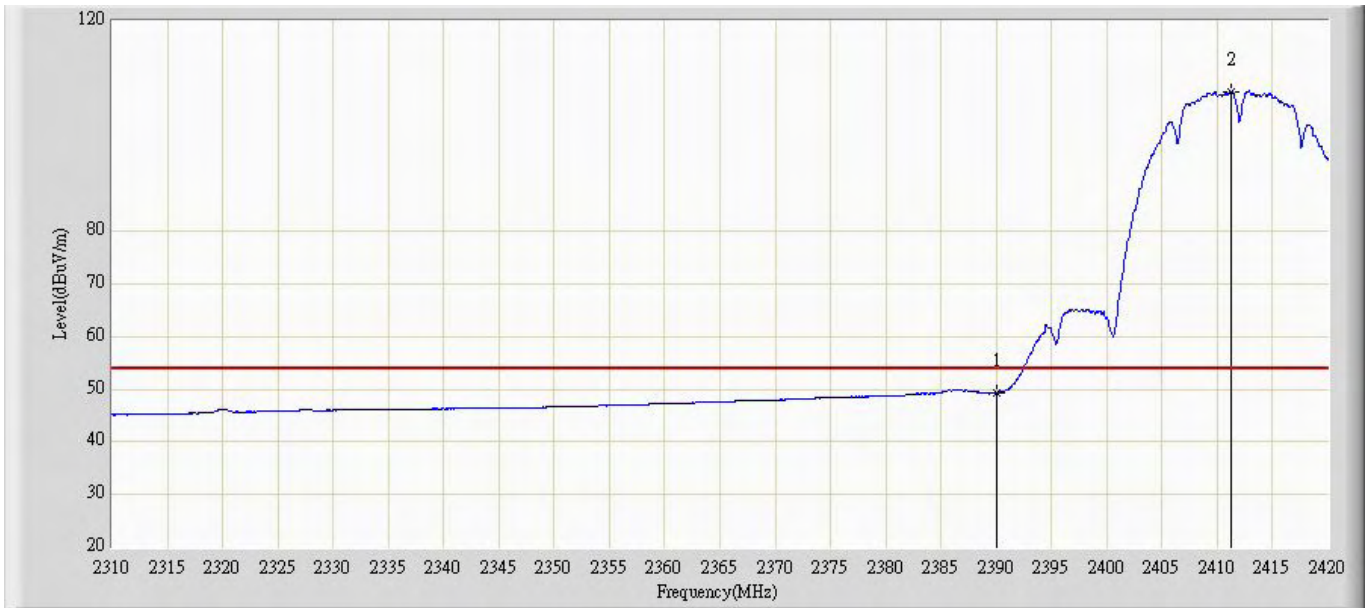
6.6. Test Result

Profile: 113S025R-H3C	Page No.: 23
Engineer: Jack	
Site: AC5	Time: 2011/04/02 - 09:48
Limit: FCC_Part15.209_RE(3m)	Margin: 0
Probe: BBHA9120D_499(1-18GHz)	Polarity: Horizontal
EUT: Wireless Lan Access Point	Power: AC 120V/60Hz
Note: Mode 1: Transmit at channel 2412MHz By 802.11b (Chain 100)	



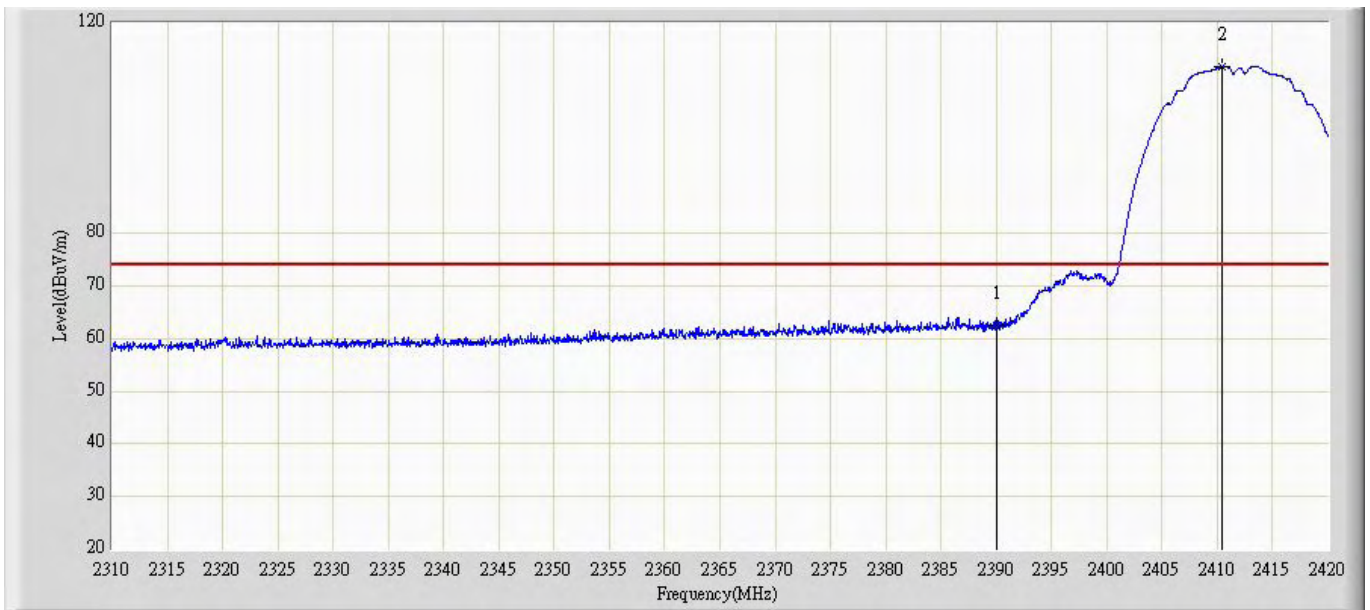
No	Mark	Frequency (MHz)	Measure Level (dBuV/m)	Reading Level (dBuV)	Over Limit (dB)	Limit (dBuV/m)	Factor (dB)	Type
1		2390.000	62.591	69.092	-11.409	74.000	-6.501	PK
2	*	2410.815	110.977	117.527	N/A	N/A	-6.550	PK

Profile: 113S025R-H3C	Page No.: 24
Engineer: Jack	
Site: AC5	Time: 2011/04/02 - 13:35
Limit: FCC_Part15.209_RE(3m)	Margin: 0
Probe: BBHA9120D_499(1-18GHz)	Polarity: Horizontal
EUT: Wireless Lan Access Point	Power: AC 120V/60Hz
Note: Mode 1: Transmit at channel 2412MHz By 802.11b (Chain 100)	



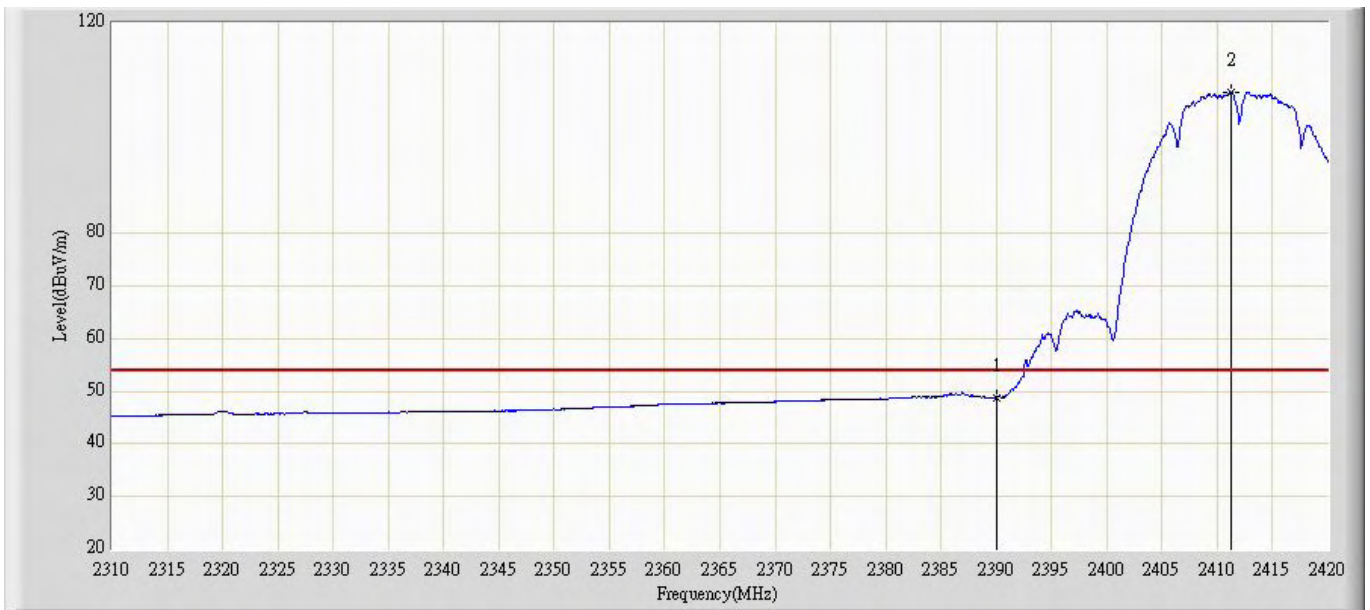
No	Mark	Frequency (MHz)	Measure Level (dBuV/m)	Reading Level (dBuV)	Over Limit (dB)	Limit (dBuV/m)	Factor (dB)	Type
1		2390.000	49.396	55.897	-4.604	54.000	-6.501	AV
2	*	2411.310	106.587	113.136	N/A	N/A	-6.548	AV

Profile: 113S025R-H3C	Page No.: 25
Engineer: Jack	
Site: AC5	Time: 2011/04/02 - 13:36
Limit: FCC_Part15.209_RE(3m)	Margin: 0
Probe: BBHA9120D_499(1-18GHz)	Polarity: Vertical
EUT: Wireless Lan Access Point	Power: AC 120V/60Hz
Note: Mode 1: Transmit at channel 2412MHz By 802.11b (Chain 100)	



No	Mark	Frequency (MHz)	Measure Level (dBuV/m)	Reading Level (dBuV)	Over Limit (dB)	Limit (dBuV/m)	Factor (dB)	Type
1		2390.000	62.413	68.914	-11.587	74.000	-6.501	PK
2	*	2410.485	111.646	118.195	N/A	N/A	-6.549	PK

Profile: 113S025R-H3C	Page No.: 26
Engineer: Jack	
Site: AC5	Time: 2011/04/02 - 13:39
Limit: FCC_Part15.209_RE(3m)	Margin: 0
Probe: BBHA9120D_499(1-18GHz)	Polarity: Vertical
EUT: Wireless Lan Access Point	Power: AC 120V/60Hz
Note: Mode 1: Transmit at channel 2412MHz By 802.11b (Chain 100)	



No	Mark	Frequency (MHz)	Measure Level (dBuV/m)	Reading Level (dBuV)	Over Limit (dB)	Limit (dBuV/m)	Factor (dB)	Type
1		2390.000	48.875	55.376	-5.125	54.000	-6.501	AV
2	*	2411.200	106.807	113.356	N/A	N/A	-6.550	AV

Profile: 113S025R-H3C	Page No.: 27
Engineer: Jack	
Site: AC5	Time: 2011/04/02 - 13:40
Limit: FCC_Part15.209_RE(3m)	Margin: 0
Probe: BBHA9120D_499(1-18GHz)	Polarity: Horizontal
EUT: Wireless Lan Access Point	Power: AC 120V/60Hz
Note: Mode 1: Transmit at channel 2462MHz By 802.11b (Chain 100)	



No	Mark	Frequency (MHz)	Measure Level (dBuV/m)	Reading Level (dBuV)	Over Limit (dB)	Limit (dBuV/m)	Factor (dB)	Type
1	*	2463.350	111.577	117.985	N/A	N/A	-6.409	PK
2		2483.500	60.864	67.270	-13.136	74.000	-6.406	PK
3		2500.000	63.689	70.134	-10.311	74.000	-6.445	PK

Profile: 113S025R-H3C	Page No.: 28
Engineer: Jack	
Site: AC5	Time: 2011/04/02 - 13:42
Limit: FCC_Part15.209_RE(3m)	Margin: 0
Probe: BBHA9120D_499(1-18GHz)	Polarity: Horizontal
EUT: Wireless Lan Access Point	Power: AC 120V/60Hz
Note: Mode 1: Transmit at channel 2462MHz By 802.11b (Chain 100)	



No	Mark	Frequency (MHz)	Measure Level (dBuV/m)	Reading Level (dBuV)	Over Limit (dB)	Limit (dBuV/m)	Factor (dB)	Type
1	*	2461.325	106.817	113.231	N/A	N/A	-6.414	AV
2		2483.500	48.031	54.437	-5.969	54.000	-6.406	AV
3		2500.000	52.715	59.160	-1.285	54.000	-6.445	AV

Profile: 113S025R-H3C	Page No.: 29
Engineer: Jack	
Site: AC5	Time: 2011/04/02 - 13:47
Limit: FCC_Part15.209_RE(3m)	Margin: 0
Probe: BBHA9120D_499(1-18GHz)	Polarity: Vertical
EUT: Wireless Lan Access Point	Power: AC 120V/60Hz
Note: Mode 1: Transmit at channel 2462MHz By 802.11b (Chain 100)	



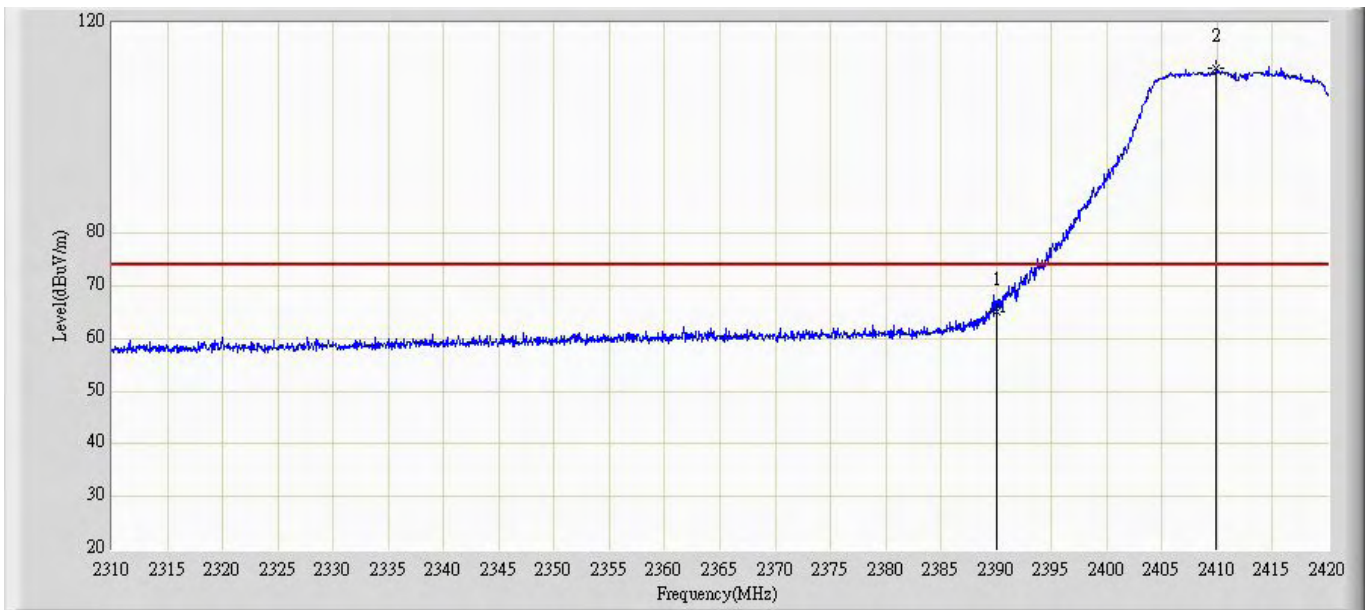
No	Mark	Frequency (MHz)	Measure Level (dBuV/m)	Reading Level (dBuV)	Over Limit (dB)	Limit (dBuV/m)	Factor (dB)	Type
1	*	2463.200	111.840	118.249	N/A	N/A	-6.409	PK
2		2483.500	61.620	68.026	-12.380	74.000	-6.406	PK
3		2500.000	63.183	69.628	-10.817	74.000	-6.445	PK

Profile: 113S025R-H3C	Page No.: 30
Engineer: Jack	
Site: AC5	Time: 2011/04/02 - 13:50
Limit: FCC_Part15.209_RE(3m)	Margin: 0
Probe: BBHA9120D_499(1-18GHz)	Polarity: Vertical
EUT: Wireless Lan Access Point	Power: AC 120V/60Hz
Note: Mode 1: Transmit at channel 2462MHz By 802.11b (Chain 100)	



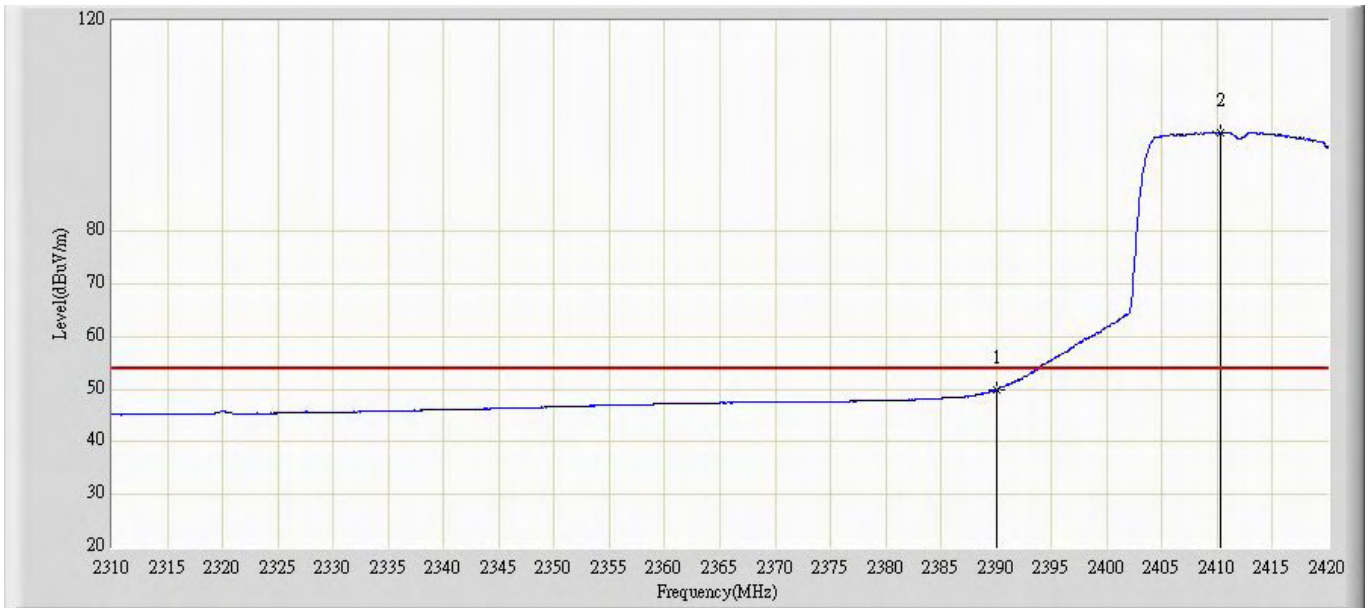
No	Mark	Frequency (MHz)	Measure Level (dBuV/m)	Reading Level (dBuV)	Over Limit (dB)	Limit (dBuV/m)	Factor (dB)	Type
1	*	2461.225	107.431	113.845	N/A	N/A	-6.414	AV
2		2483.500	48.180	54.586	-5.820	54.000	-6.406	AV
3		2500.000	52.718	59.163	-1.282	54.000	-6.445	AV

Profile: 113S025R-H3C	Page No.: 31
Engineer: Jack	
Site: AC5	Time: 2011/04/02 - 13:51
Limit: FCC_Part15.209_RE(3m)	Margin: 0
Probe: BBHA9120D_499(1-18GHz)	Polarity: Horizontal
EUT: Wireless Lan Access Point	Power: AC 120V/60Hz
Note: Mode 2: Transmit at channel 2412MHz By 802.11g (Chain 100)	



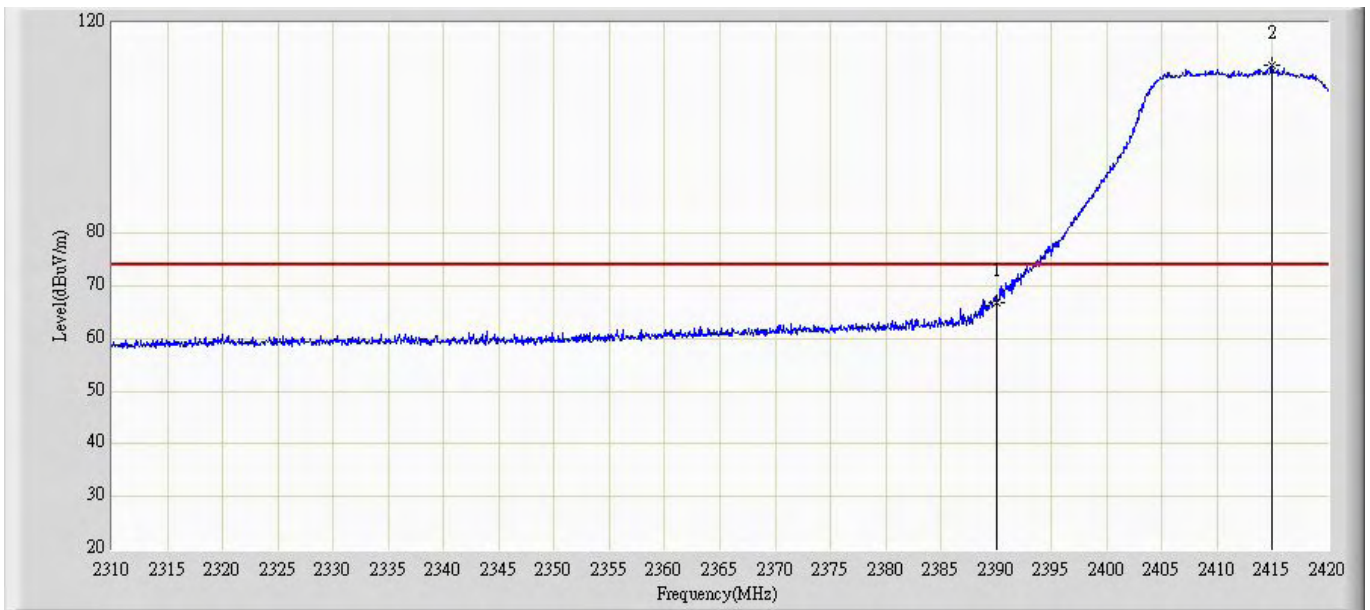
No	Mark	Frequency (MHz)	Measure Level (dBuV/m)	Reading Level (dBuV)	Over Limit (dB)	Limit (dBuV/m)	Factor (dB)	Type
1		2390.000	65.005	71.506	-8.995	74.000	-6.501	PK
2	*	2409.935	111.454	118.002	N/A	N/A	-6.548	PK

Profile: 113S025R-H3C	Page No.: 32
Engineer: Jack	
Site: AC5	Time: 2011/04/02 - 13:53
Limit: FCC_Part15.209_RE(3m)	Margin: 0
Probe: BBHA9120D_499(1-18GHz)	Polarity: Horizontal
EUT: Wireless Lan Access Point	Power: AC 120V/60Hz
Note: Mode 2: Transmit at channel 2412MHz By 802.11g (Chain 100)	



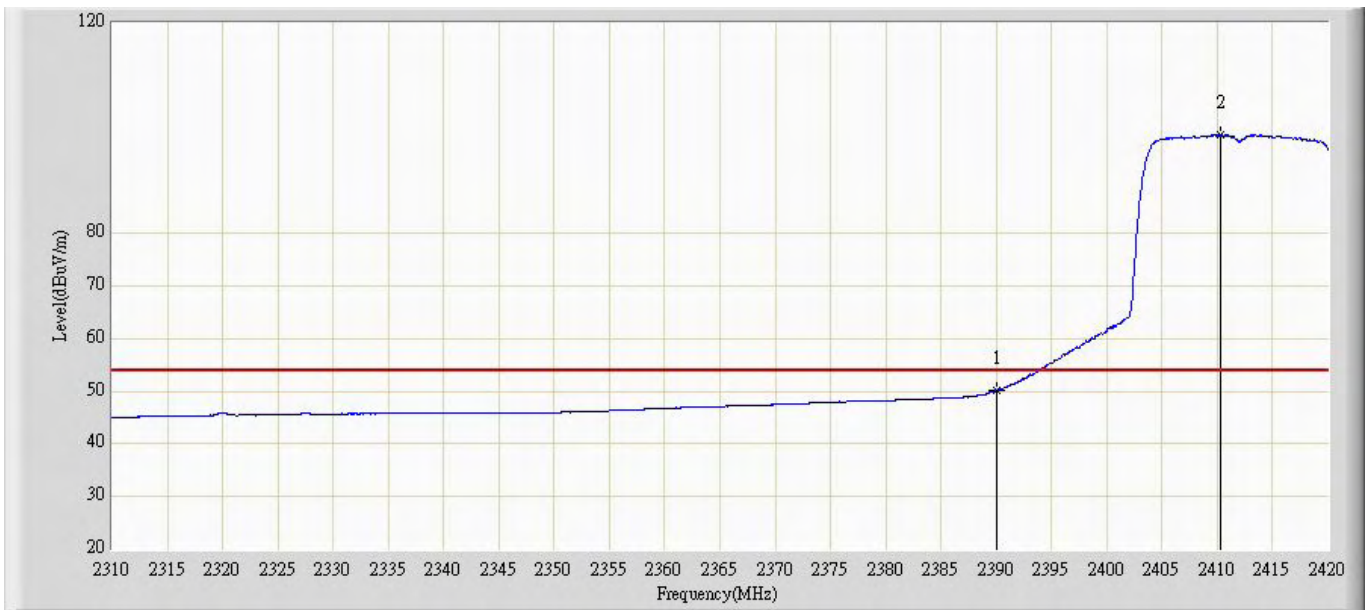
No	Mark	Frequency (MHz)	Measure Level (dBuV/m)	Reading Level (dBuV)	Over Limit (dB)	Limit (dBuV/m)	Factor (dB)	Type
1		2390.000	49.875	56.376	-4.125	54.000	-6.501	AV
2	*	2410.320	98.794	105.343	N/A	N/A	-6.549	AV

Profile: 113S025R-H3C	Page No.: 33
Engineer: Jack	
Site: AC5	Time: 2011/04/02 - 13:54
Limit: FCC_Part15.209_RE(3m)	Margin: 0
Probe: BBHA9120D_499(1-18GHz)	Polarity: Vertical
EUT: Wireless Lan Access Point	Power: AC 120V/60Hz
Note: Mode 2: Transmit at channel 2412MHz By 802.11g (Chain 100)	



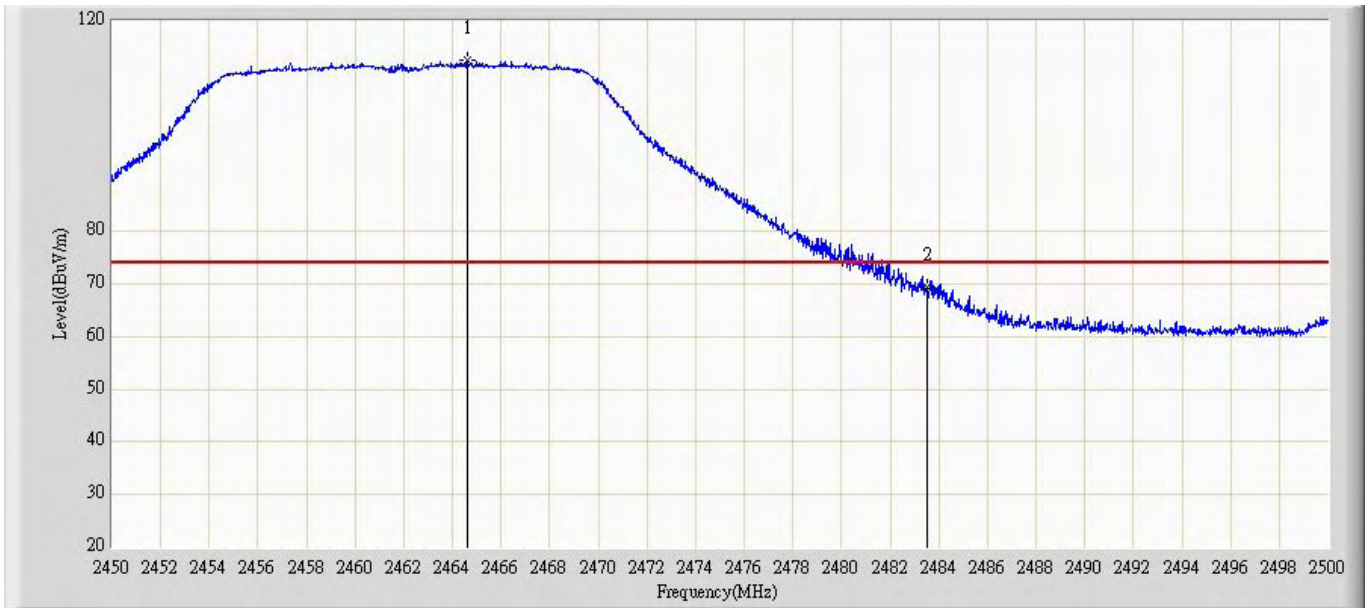
No	Mark	Frequency (MHz)	Measure Level (dBuV/m)	Reading Level (dBuV)	Over Limit (dB)	Limit (dBuV/m)	Factor (dB)	Type
1		2390.000	66.918	73.419	-7.082	74.000	-6.501	PK
2	*	2414.885	111.980	118.516	N/A	N/A	-6.536	PK

Profile: 113S025R-H3C	Page No.: 34
Engineer: Jack	
Site: AC5	Time: 2011/04/02 - 13:59
Limit: FCC_Part15.209_RE(3m)	Margin: 0
Probe: BBHA9120D_499(1-18GHz)	Polarity: Vertical
EUT: Wireless Lan Access Point	Power: AC 120V/60Hz
Note: Mode 2: Transmit at channel 2412MHz By 802.11g (Chain 100)	



No	Mark	Frequency (MHz)	Measure Level (dBuV/m)	Reading Level (dBuV)	Over Limit (dB)	Limit (dBuV/m)	Factor (dB)	Type
1		2390.000	50.138	56.639	-3.862	54.000	-6.501	AV
2	*	2410.320	98.758	105.307	N/A	N/A	-6.549	AV

Profile: 113S025R-H3C	Page No.: 35
Engineer: Jack	
Site: AC5	Time: 2011/04/02 - 14:00
Limit: FCC_Part15.209_RE(3m)	Margin: 0
Probe: BBHA9120D_499(1-18GHz)	Polarity: Horizontal
EUT: Wireless Lan Access Point	Power: AC 120V/60Hz
Note: Mode 2: Transmit at channel 2462MHz By 802.11g (Chain 100)	



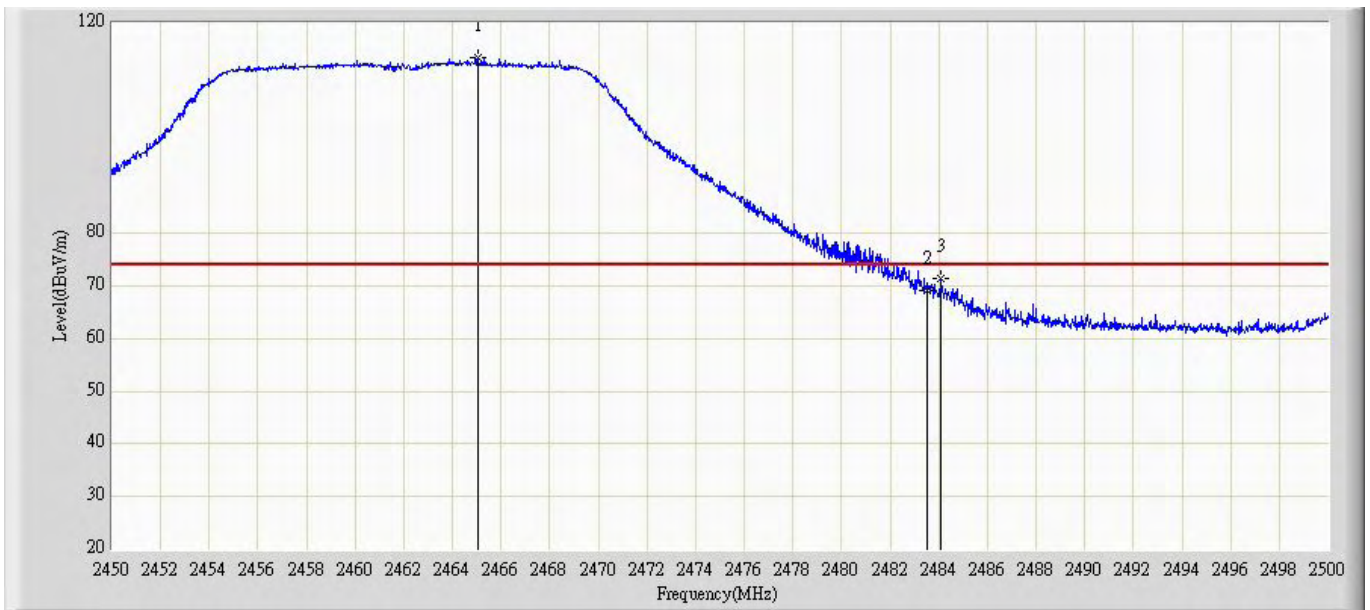
No	Mark	Frequency (MHz)	Measure Level (dBuV/m)	Reading Level (dBuV)	Over Limit (dB)	Limit (dBuV/m)	Factor (dB)	Type
1	*	2464.625	112.671	119.078	N/A	N/A	-6.408	PK
2		2483.500	69.423	75.829	-4.577	74.000	-6.406	PK

Profile: 113S025R-H3C	Page No.: 36
Engineer: Jack	
Site: AC5	Time: 2011/04/02 - 14:01
Limit: FCC_Part15.209_RE(3m)	Margin: 0
Probe: BBHA9120D_499(1-18GHz)	Polarity: Horizontal
EUT: Wireless Lan Access Point	Power: AC 120V/60Hz
Note: Mode 2: Transmit at channel 2462MHz By 802.11g (Chain 100)	



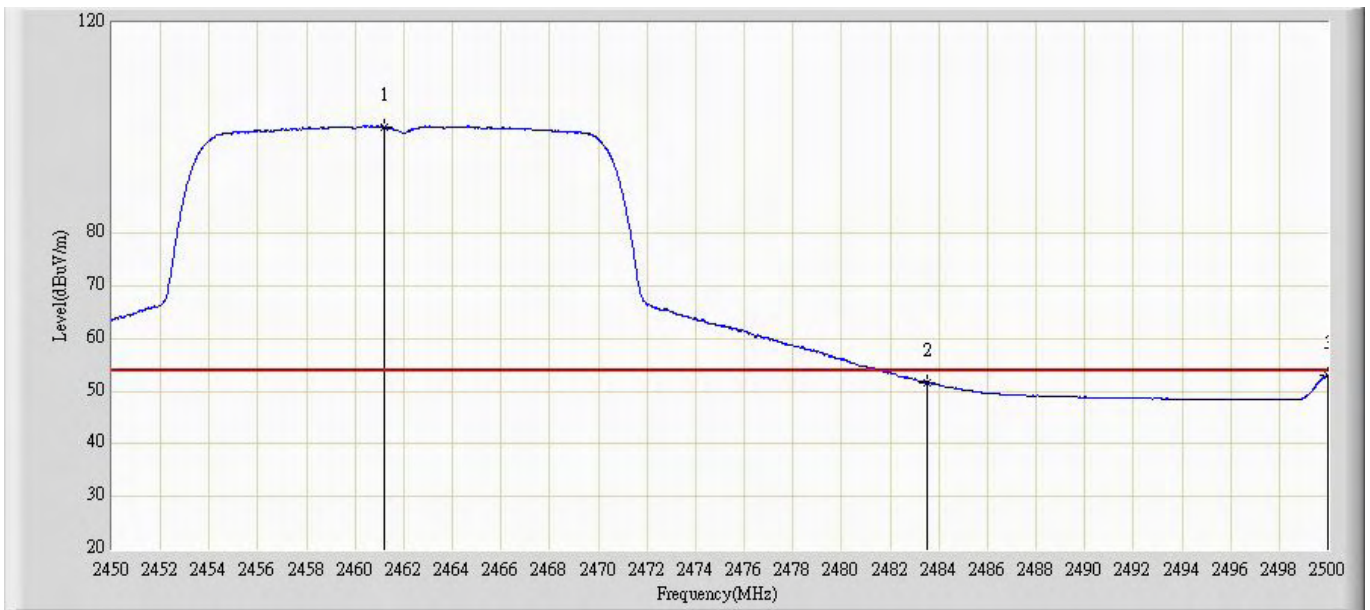
No	Mark	Frequency (MHz)	Measure Level (dBuV/m)	Reading Level (dBuV)	Over Limit (dB)	Limit (dBuV/m)	Factor (dB)	Type
1	*	2460.600	100.605	107.022	N/A	N/A	-6.418	AV
2		2483.500	51.362	57.768	-2.638	54.000	-6.406	AV
3		2500.000	52.768	59.213	-1.232	54.000	-6.445	AV

Profile: 113S025R-H3C	Page No.: 37
Engineer: Jack	
Site: AC5	Time: 2011/04/02 - 14:03
Limit: FCC_Part15.209_RE(3m)	Margin: 0
Probe: BBHA9120D_499(1-18GHz)	Polarity: Vertical
EUT: Wireless Lan Access Point	Power: AC 120V/60Hz
Note: Mode 2: Transmit at channel 2462MHz By 802.11g (Chain 100)	



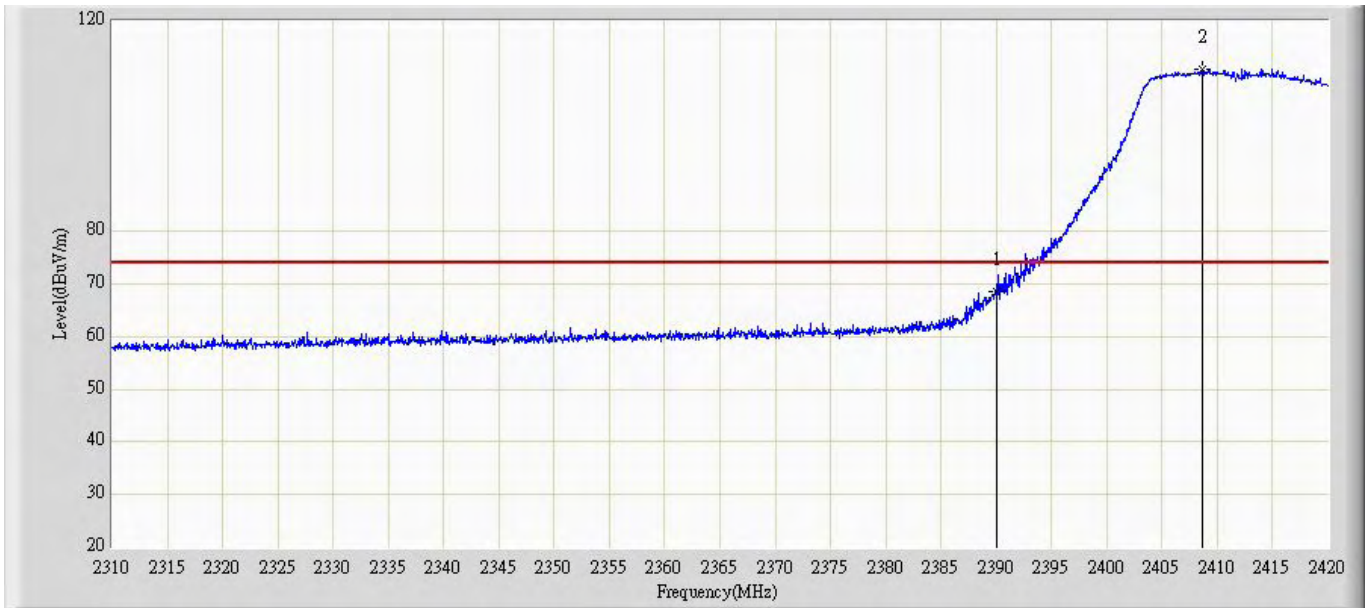
No	Mark	Frequency (MHz)	Measure Level (dBuV/m)	Reading Level (dBuV)	Over Limit (dB)	Limit (dBuV/m)	Factor (dB)	Type
1	*	2465.025	113.372	119.778	N/A	N/A	-6.407	PK
2		2483.500	69.253	75.659	-4.747	74.000	-6.406	PK
3		2484.100	71.302	77.710	-2.698	74.000	-6.408	PK

Profile: 113S025R-H3C	Page No.: 38
Engineer: Jack	
Site: AC5	Time: 2011/04/02 - 14:05
Limit: FCC_Part15.209_RE(3m)	Margin: 0
Probe: BBHA9120D_499(1-18GHz)	Polarity: Vertical
EUT: Wireless Lan Access Point	Power: AC 120V/60Hz
Note: Mode 2: Transmit at channel 2462MHz By 802.11g (Chain 100)	



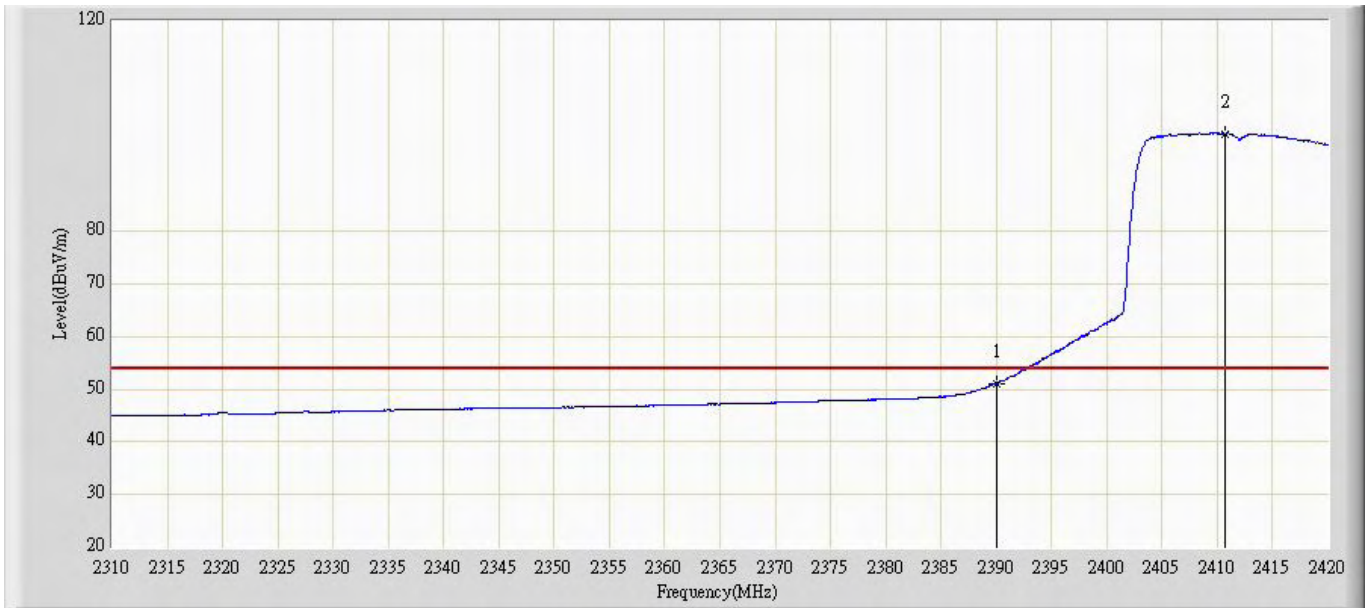
No	Mark	Frequency (MHz)	Measure Level (dBuV/m)	Reading Level (dBuV)	Over Limit (dB)	Limit (dBuV/m)	Factor (dB)	Type
1	*	2461.225	100.282	106.696	N/A	N/A	-6.414	AV
2		2483.500	51.705	58.111	-2.295	54.000	-6.406	AV
3		2500.000	52.948	59.393	-1.052	54.000	-6.445	AV

Profile: 113S025R-H3C	Page No.: 39
Engineer: Jack	
Site: AC5	Time: 2011/04/02 - 14:08
Limit: FCC_Part15.209_RE(3m)	Margin: 0
Probe: BBHA9120D_499(1-18GHz)	Polarity: Horizontal
EUT: Wireless Lan Access Point	Power: AC 120V/60Hz
Note: Mode 3: Transmit at channel 2412MHz By 802.11n(20MHz) (Chain 100)	



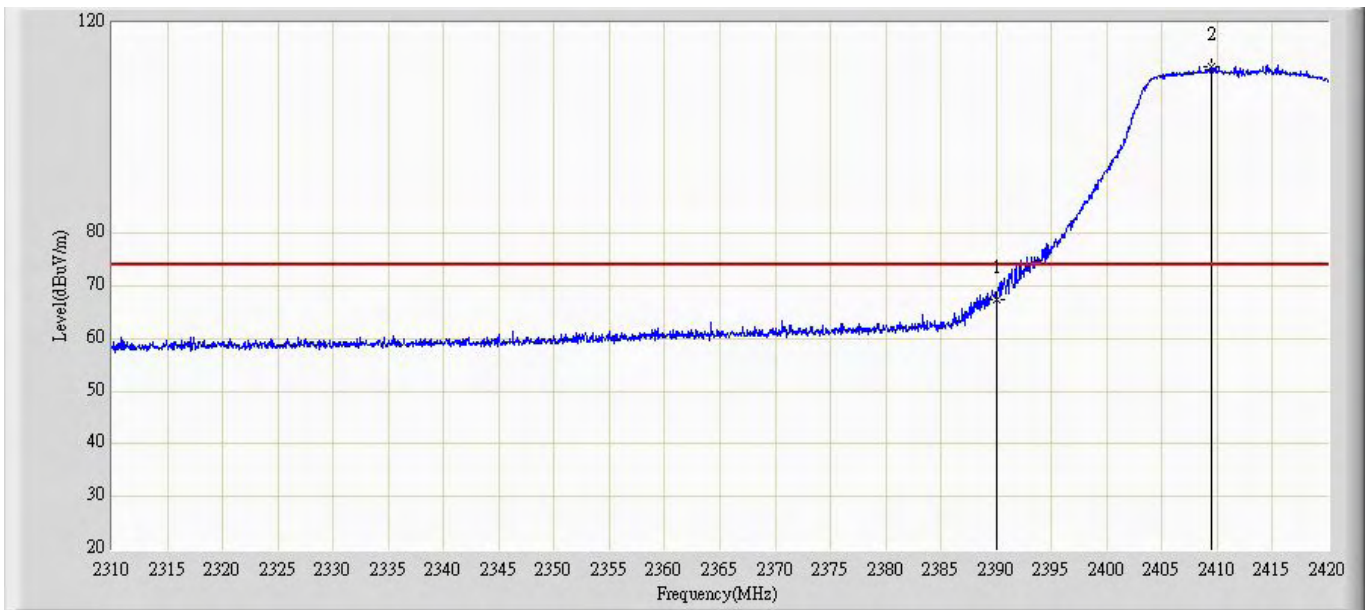
No	Mark	Frequency (MHz)	Measure Level (dBuV/m)	Reading Level (dBuV)	Over Limit (dB)	Limit (dBuV/m)	Factor (dB)	Type
1		2390.000	68.618	75.119	-5.382	74.000	-6.501	PK
2	*	2408.615	110.938	117.484	N/A	N/A	-6.546	PK

Profile: 113S025R-H3C	Page No.: 40
Engineer: Jack	
Site: AC5	Time: 2011/04/02 - 14:15
Limit: FCC_Part15.209_RE(3m)	Margin: 0
Probe: BBHA9120D_499(1-18GHz)	Polarity: Horizontal
EUT: Wireless Lan Access Point	Power: AC 120V/60Hz
Note: Mode 3: Transmit at channel 2412MHz By 802.11n(20MHz) (Chain 100)	



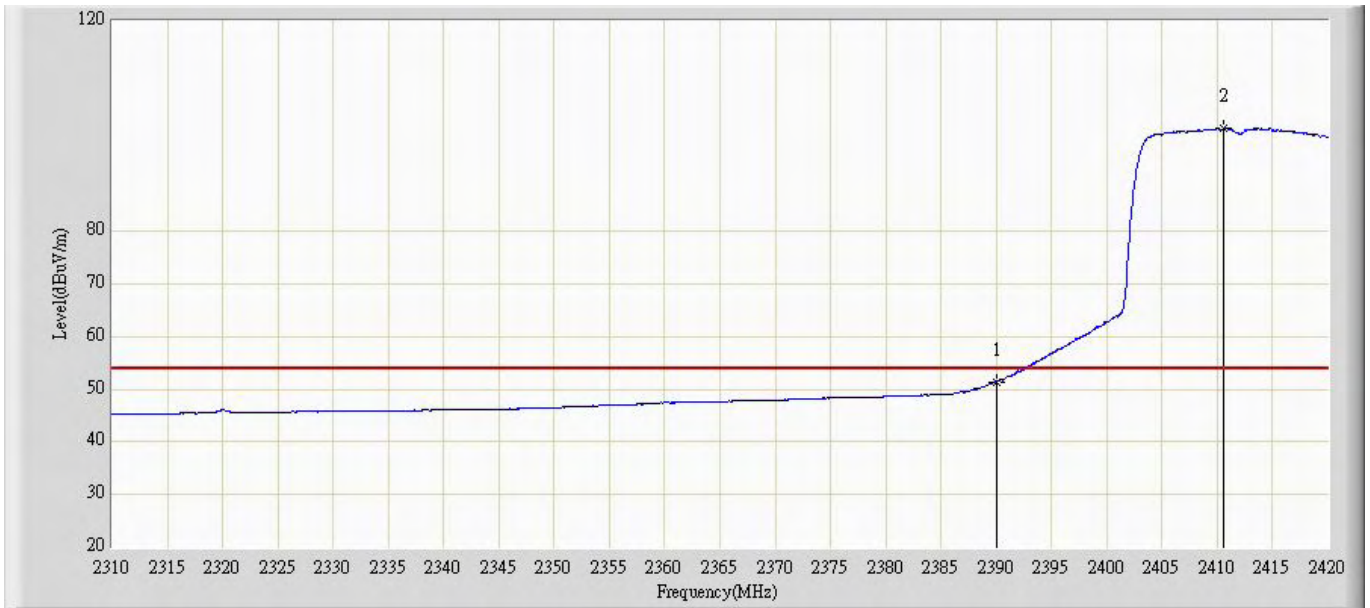
No	Mark	Frequency (MHz)	Measure Level (dBuV/m)	Reading Level (dBuV)	Over Limit (dB)	Limit (dBuV/m)	Factor (dB)	Type
1		2390.000	51.172	57.673	-2.828	54.000	-6.501	AV
2	*	2410.650	98.500	105.049	N/A	N/A	-6.550	AV

Profile: 113S025R-H3C	Page No.: 41
Engineer: Jack	
Site: AC5	Time: 2011/04/02 - 14:16
Limit: FCC_Part15.209_RE(3m)	Margin: 0
Probe: BBHA9120D_499(1-18GHz)	Polarity: Vertical
EUT: Wireless Lan Access Point	Power: AC 120V/60Hz
Note: Mode 3: Transmit at channel 2412MHz By 802.11n(20MHz) (Chain 100)	



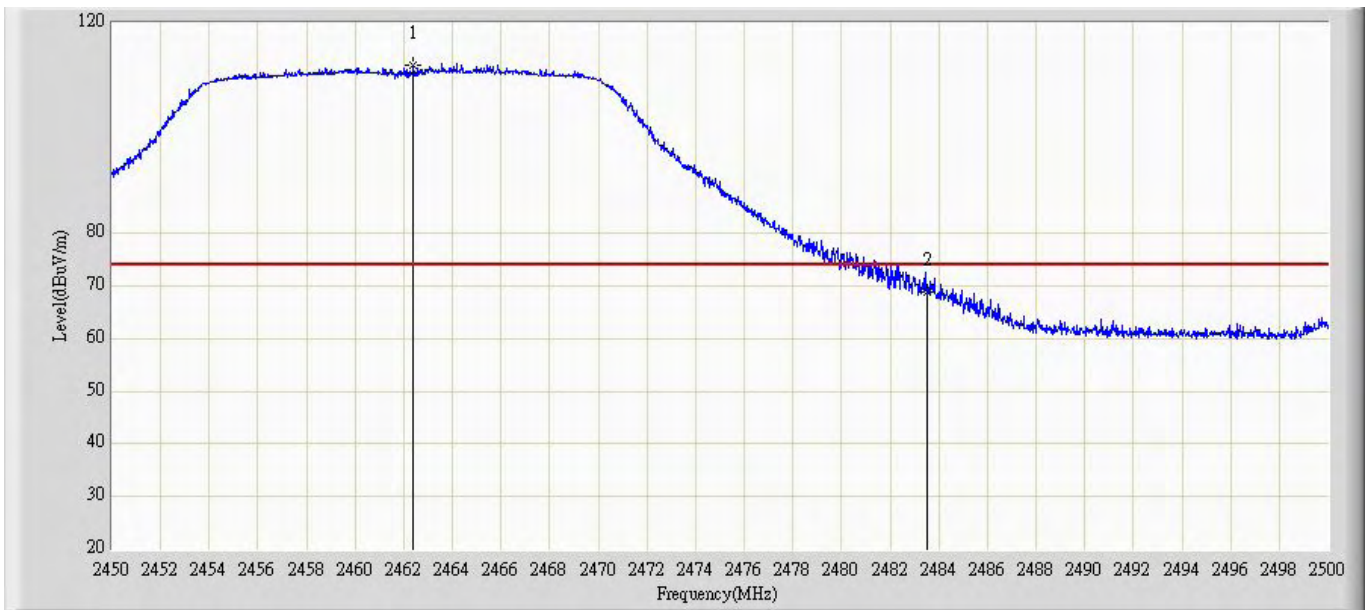
No	Mark	Frequency (MHz)	Measure Level (dBuV/m)	Reading Level (dBuV)	Over Limit (dB)	Limit (dBuV/m)	Factor (dB)	Type
1		2390.000	67.363	73.864	-6.637	74.000	-6.501	PK
2	*	2409.440	111.773	118.320	N/A	N/A	-6.547	PK

Profile: 113S025R-H3C	Page No.: 42
Engineer: Jack	
Site: AC5	Time: 2011/04/02 - 14:17
Limit: FCC_Part15.209_RE(3m)	Margin: 0
Probe: BBHA9120D_499(1-18GHz)	Polarity: Vertical
EUT: Wireless Lan Access Point	Power: AC 120V/60Hz
Note: Mode 3: Transmit at channel 2412MHz By 802.11n(20MHz) (Chain 100)	



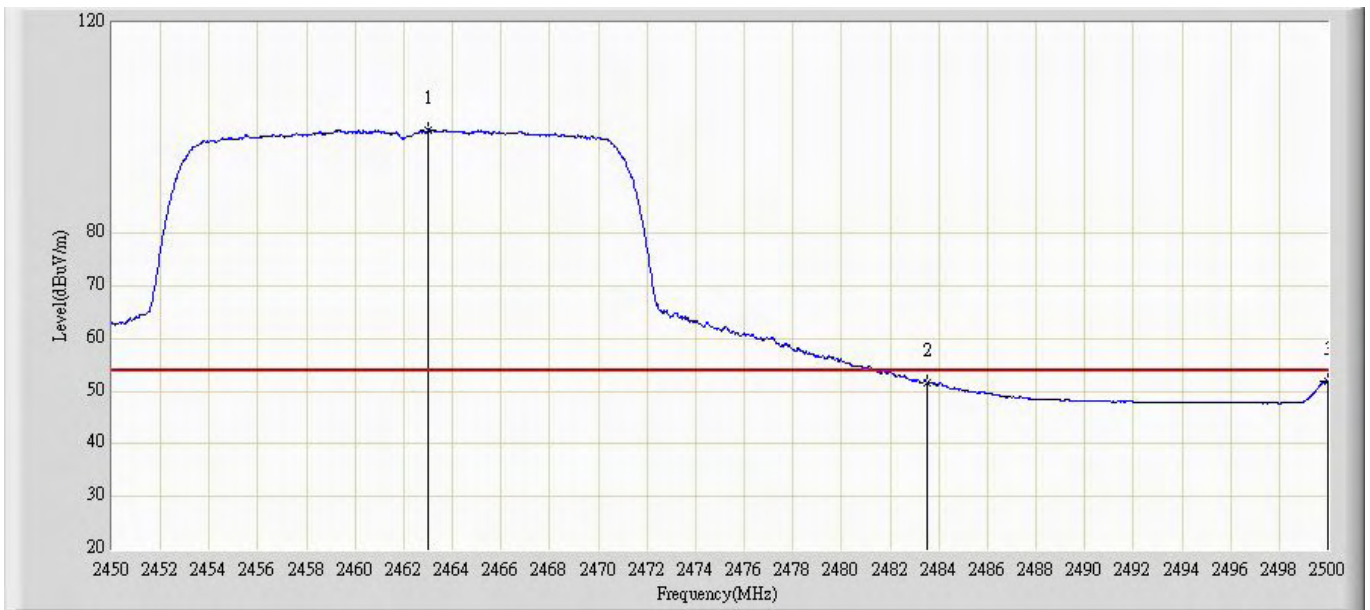
No	Mark	Frequency (MHz)	Measure Level (dBuV/m)	Reading Level (dBuV)	Over Limit (dB)	Limit (dBuV/m)	Factor (dB)	Type
1		2390.000	51.359	57.860	-2.641	54.000	-6.501	AV
2	*	2410.540	99.472	106.021	N/A	N/A	-6.549	AV

Profile: 113S025R-H3C	Page No.: 43
Engineer: Jack	
Site: AC5	Time: 2011/04/02 - 14:18
Limit: FCC_Part15.209_RE(3m)	Margin: 0
Probe: BBHA9120D_499(1-18GHz)	Polarity: Horizontal
EUT: Wireless Lan Access Point	Power: AC 120V/60Hz
Note: Mode 3: Transmit at channel 2462MHz By 802.11n(20MHz) (Chain 100)	



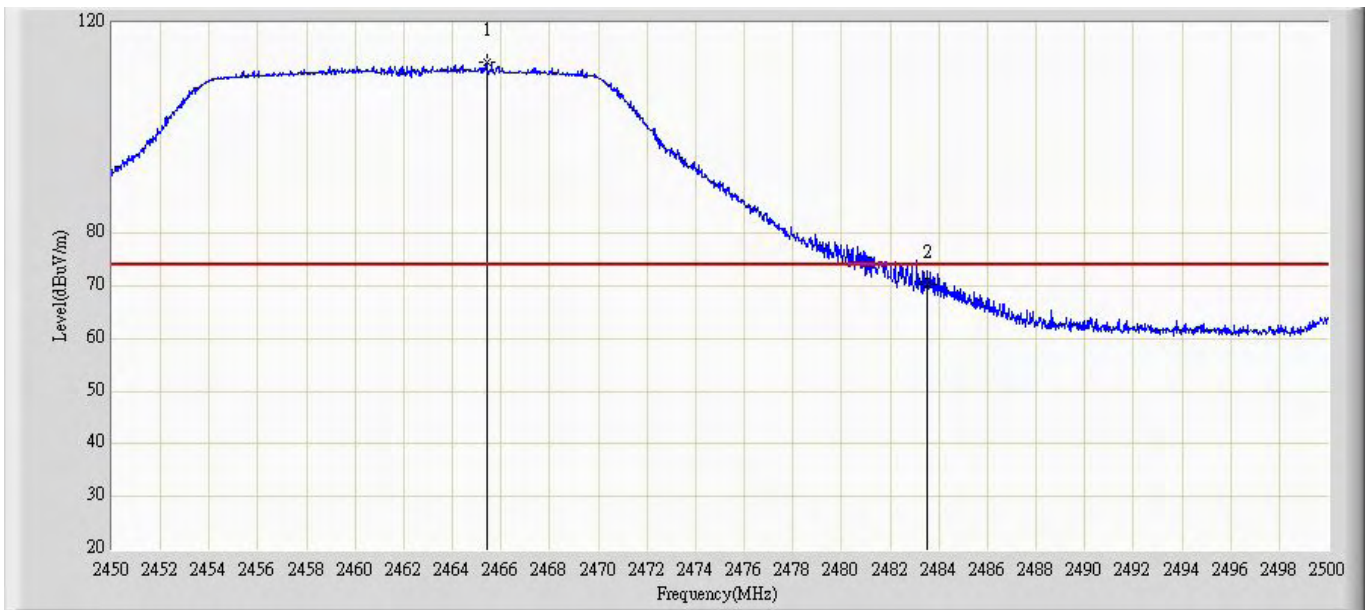
No	Mark	Frequency (MHz)	Measure Level (dBuV/m)	Reading Level (dBuV)	Over Limit (dB)	Limit (dBuV/m)	Factor (dB)	Type
1	*	2462.400	111.878	118.288	N/A	N/A	-6.409	PK
2		2483.500	68.938	75.344	-5.062	74.000	-6.406	PK

Profile: 113S025R-H3C	Page No.: 44
Engineer: Jack	
Site: AC5	Time: 2011/04/02 - 14:21
Limit: FCC_Part15.209_RE(3m)	Margin: 0
Probe: BBHA9120D_499(1-18GHz)	Polarity: Horizontal
EUT: Wireless Lan Access Point	Power: AC 120V/60Hz
Note: Mode 3: Transmit at channel 2462MHz By 802.11n(20MHz) (Chain 100)	



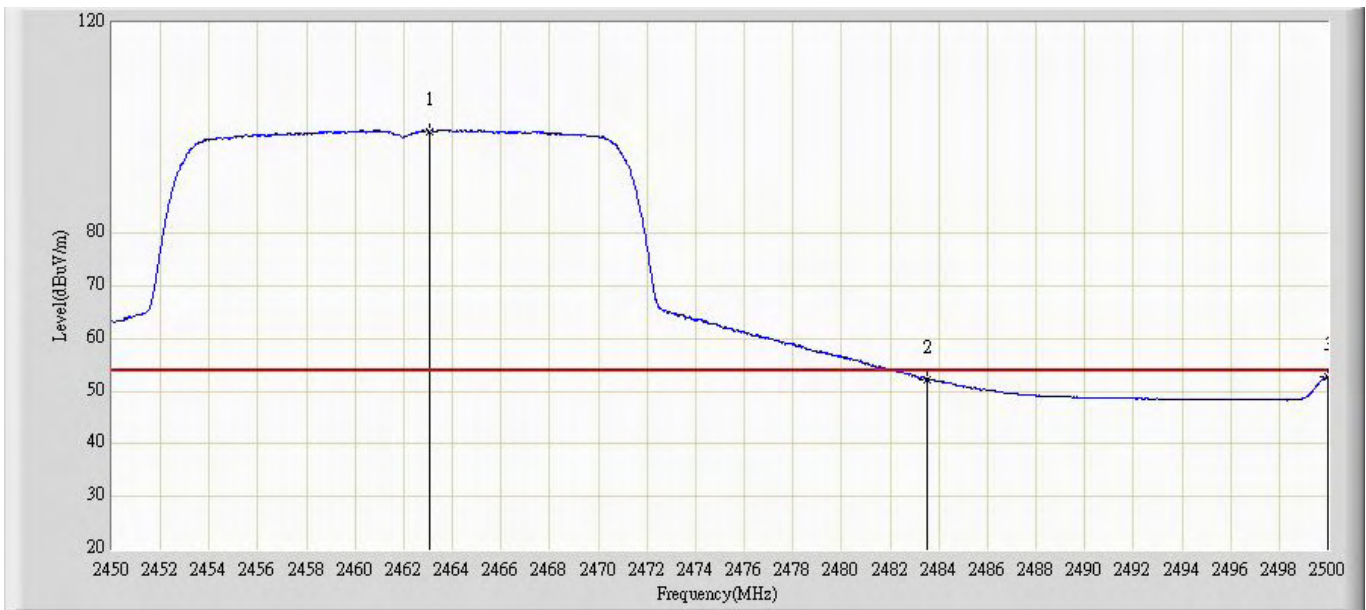
No	Mark	Frequency (MHz)	Measure Level (dBuV/m)	Reading Level (dBuV)	Over Limit (dB)	Limit (dBuV/m)	Factor (dB)	Type
1	*	2463.000	99.667	106.076	N/A	N/A	-6.410	AV
2		2483.500	51.724	58.130	-2.276	54.000	-6.406	AV
3		2500.000	51.907	58.352	-2.093	54.000	-6.445	AV

Profile: 113S025R-H3C	Page No.: 45
Engineer: Jack	
Site: AC5	Time: 2011/04/02 - 14:21
Limit: FCC_Part15.209_RE(3m)	Margin: 0
Probe: BBHA9120D_499(1-18GHz)	Polarity: Vertical
EUT: Wireless Lan Access Point	Power: AC 120V/60Hz
Note: Mode 3: Transmit at channel 2462MHz By 802.11n(20MHz) (Chain 100)	



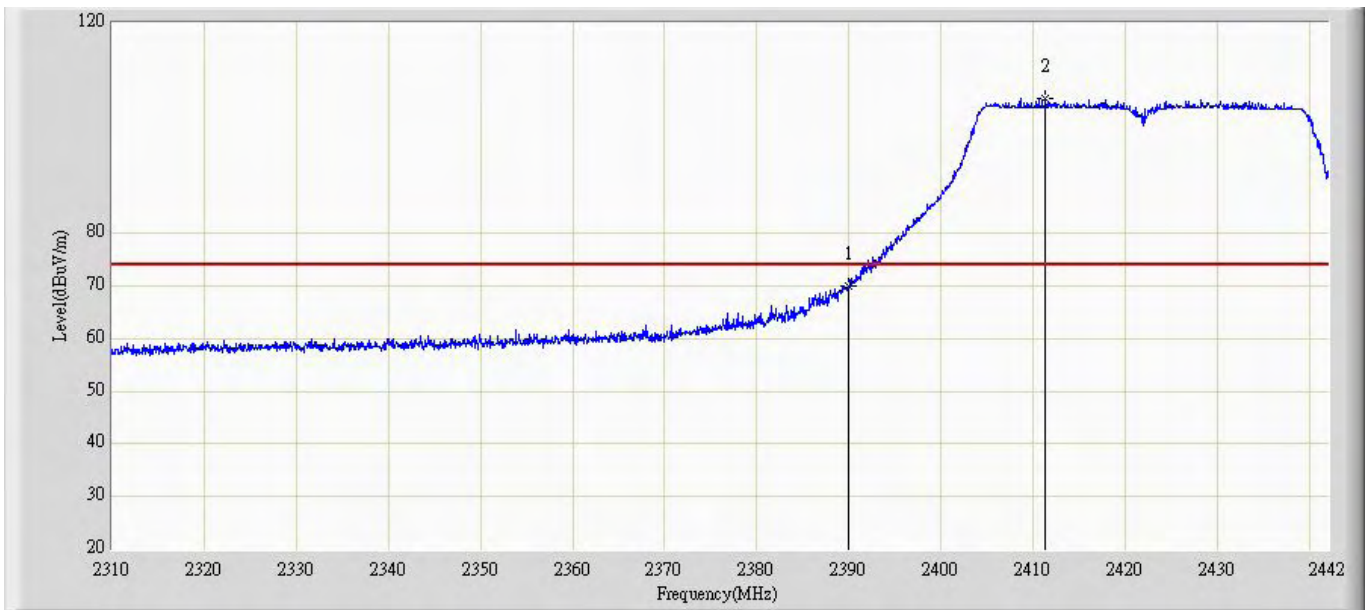
No	Mark	Frequency (MHz)	Measure Level (dBuV/m)	Reading Level (dBuV)	Over Limit (dB)	Limit (dBuV/m)	Factor (dB)	Type
1	*	2465.400	112.581	118.987	N/A	N/A	-6.406	PK
2		2483.500	70.161	76.567	-3.839	74.000	-6.406	PK

Profile: 113S025R-H3C	Page No.: 46
Engineer: Jack	
Site: AC5	Time: 2011/04/02 - 14:24
Limit: FCC_Part15.209_RE(3m)	Margin: 0
Probe: BBHA9120D_499(1-18GHz)	Polarity: Vertical
EUT: Wireless Lan Access Point	Power: AC 120V/60Hz
Note: Mode 3: Transmit at channel 2462MHz By 802.11n(20MHz) (Chain 100)	



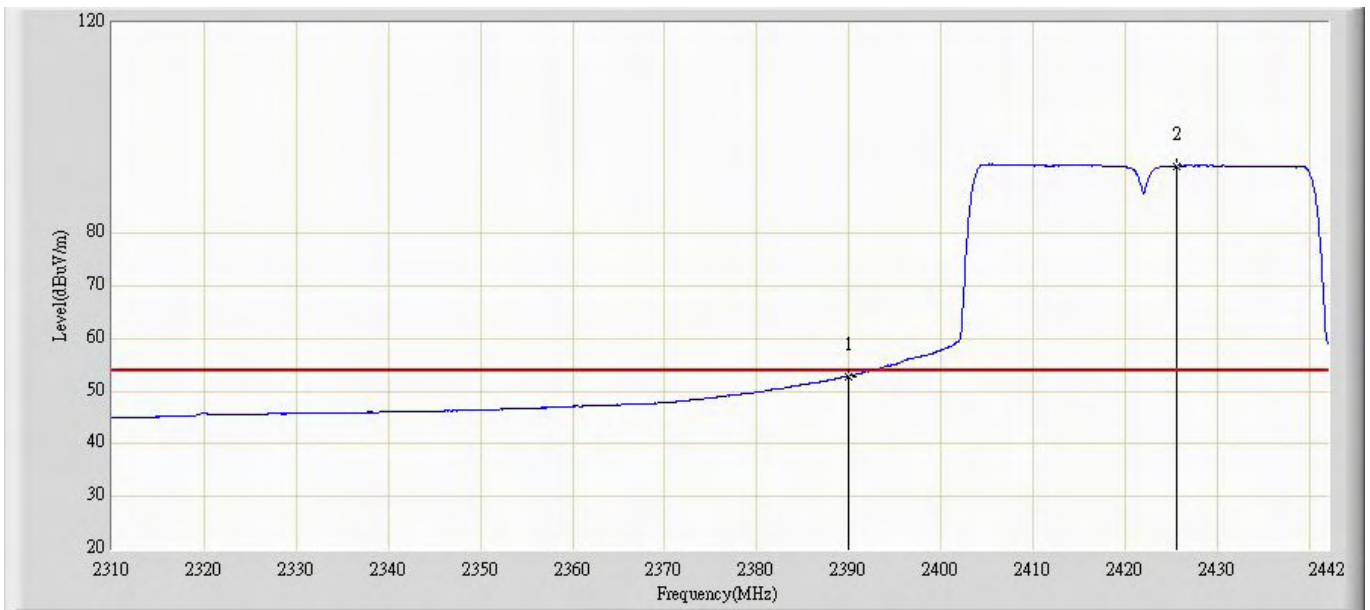
No	Mark	Frequency (MHz)	Measure Level (dBuV/m)	Reading Level (dBuV)	Over Limit (dB)	Limit (dBuV/m)	Factor (dB)	Type
1	*	2463.050	99.444	105.853	N/A	N/A	-6.410	AV
2		2483.500	52.200	58.606	-1.800	54.000	-6.406	AV
3		2500.000	52.676	59.121	-1.324	54.000	-6.445	AV

Profile: 113S025R-H3C	Page No.: 47
Engineer: Jack	
Site: AC5	Time: 2011/04/02 - 14:30
Limit: FCC_Part15.209_RE(3m)	Margin: 0
Probe: BBHA9120D_499(1-18GHz)	Polarity: Horizontal
EUT: Wireless Lan Access Point	Power: AC 120V/60Hz
Note: Mode 4: Transmit at channel 2422MHz By 802.11n(40MHz) (Chain 100)	



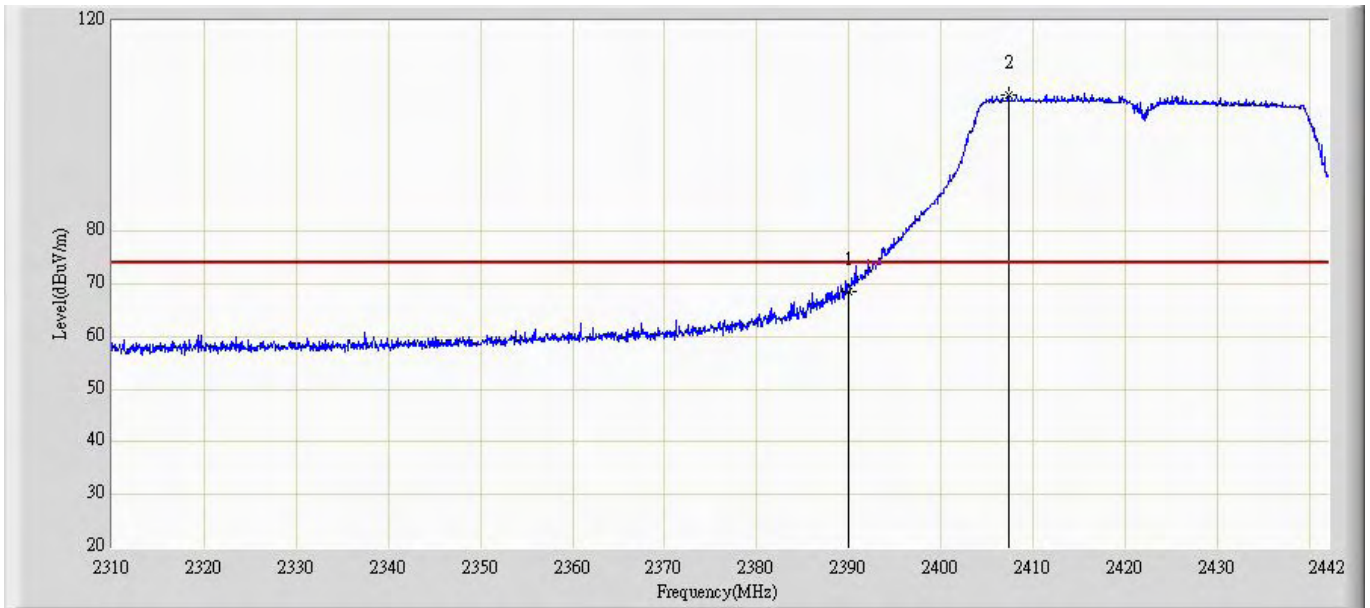
No	Mark	Frequency (MHz)	Measure Level (dBuV/m)	Reading Level (dBuV)	Over Limit (dB)	Limit (dBuV/m)	Factor (dB)	Type
1		2390.000	69.884	76.385	-4.116	74.000	-6.501	PK
2	*	2411.376	105.674	112.223	N/A	N/A	-6.548	PK

Profile: 113S025R-H3C	Page No.: 48
Engineer: Jack	
Site: AC5	Time: 2011/04/02 - 14:34
Limit: FCC_Part15.209_RE(3m)	Margin: 0
Probe: BBHA9120D_499(1-18GHz)	Polarity: Horizontal
EUT: Wireless Lan Access Point	Power: AC 120V/60Hz
Note: Mode 4: Transmit at channel 2422MHz By 802.11n(40MHz) (Chain 100)	



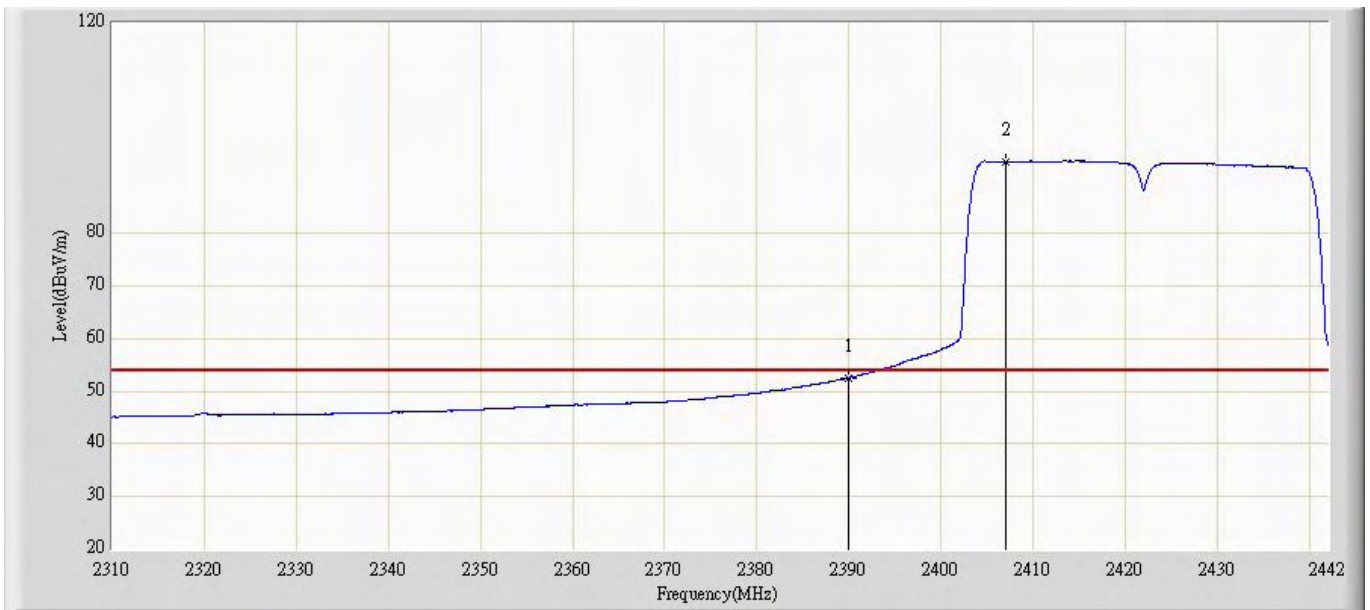
No	Mark	Frequency (MHz)	Measure Level (dBuV/m)	Reading Level (dBuV)	Over Limit (dB)	Limit (dBuV/m)	Factor (dB)	Type
1		2390.000	52.883	59.384	-1.117	54.000	-6.501	AV
2	*	2425.632	92.836	99.334	N/A	N/A	-6.499	AV

Profile: 113S025R-H3C	Page No.: 49
Engineer: Jack	
Site: AC5	Time: 2011/04/02 - 14:39
Limit: FCC_Part15.209_RE(3m)	Margin: 0
Probe: BBHA9120D_499(1-18GHz)	Polarity: Vertical
EUT: Wireless Lan Access Point	Power: AC 120V/60Hz
Note: Mode 4: Transmit at channel 2422MHz By 802.11n(40MHz) (Chain 100)	



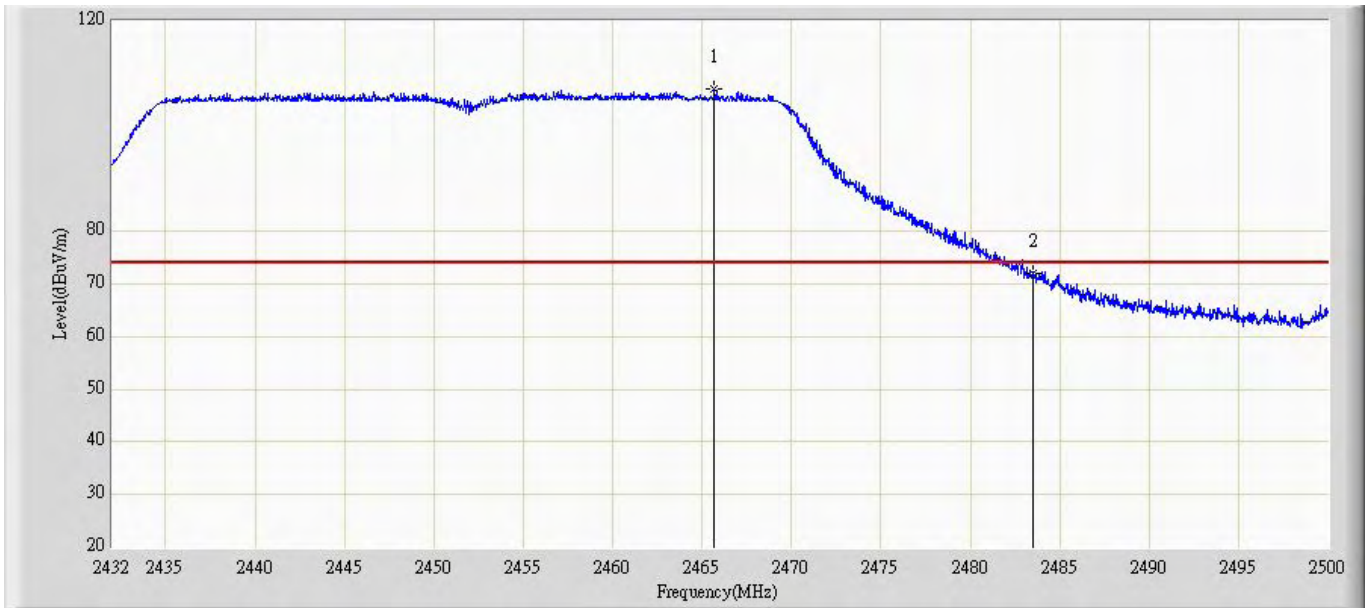
No	Mark	Frequency (MHz)	Measure Level (dBuV/m)	Reading Level (dBuV)	Over Limit (dB)	Limit (dBuV/m)	Factor (dB)	Type
1		2390.000	68.451	74.952	-5.549	74.000	-6.501	PK
2	*	2407.284	105.947	112.490	N/A	N/A	-6.544	PK

Profile: 113S025R-H3C	Page No.: 50
Engineer: Jack	
Site: AC5	Time: 2011/04/02 - 14:40
Limit: FCC_Part15.209_RE(3m)	Margin: 0
Probe: BBHA9120D_499(1-18GHz)	Polarity: Vertical
EUT: Wireless Lan Access Point	Power: AC 120V/60Hz
Note: Mode 4: Transmit at channel 2422MHz By 802.11n(40MHz) (Chain 100)	



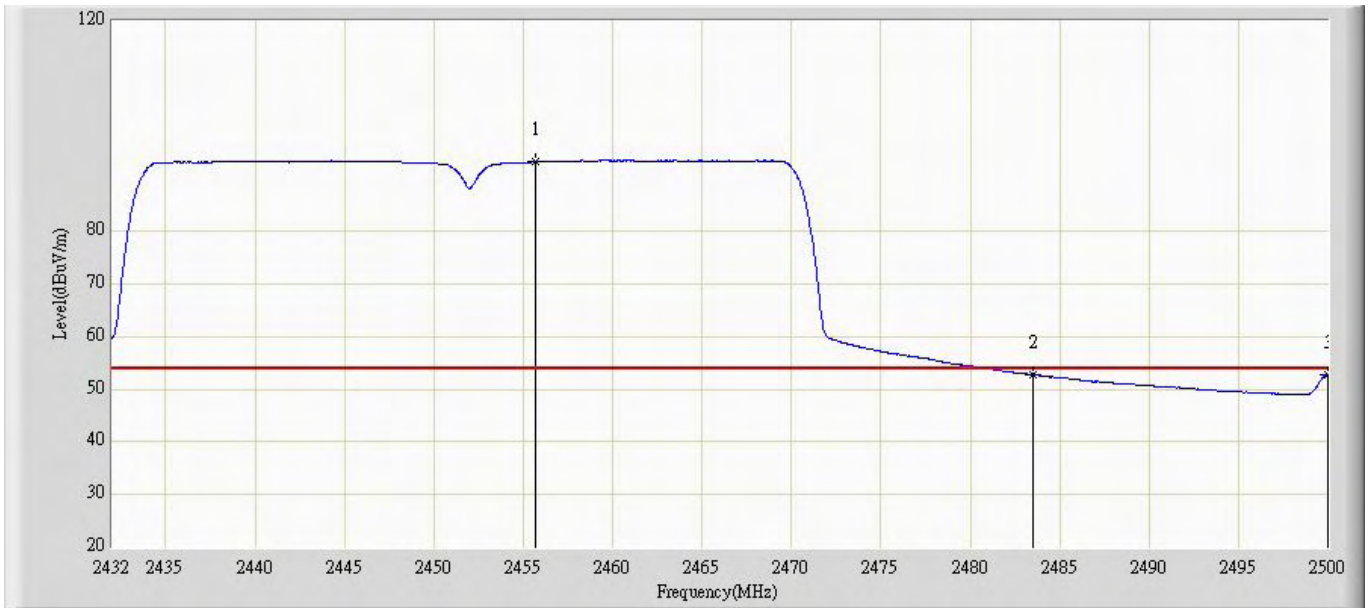
No	Mark	Frequency (MHz)	Measure Level (dBuV/m)	Reading Level (dBuV)	Over Limit (dB)	Limit (dBuV/m)	Factor (dB)	Type
1		2390.000	52.531	59.032	-1.469	54.000	-6.501	AV
2	*	2407.020	93.628	100.171	N/A	N/A	-6.543	AV

Profile: 113S025R-H3C	Page No.: 51
Engineer: Jack	
Site: AC5	Time: 2011/04/02 - 14:41
Limit: FCC_Part15.209_RE(3m)	Margin: 0
Probe: BBHA9120D_499(1-18GHz)	Polarity: Horizontal
EUT: Wireless Lan Access Point	Power: AC 120V/60Hz
Note: Mode 4: Transmit at channel 2452MHz By 802.11n(40MHz) (Chain 100)	



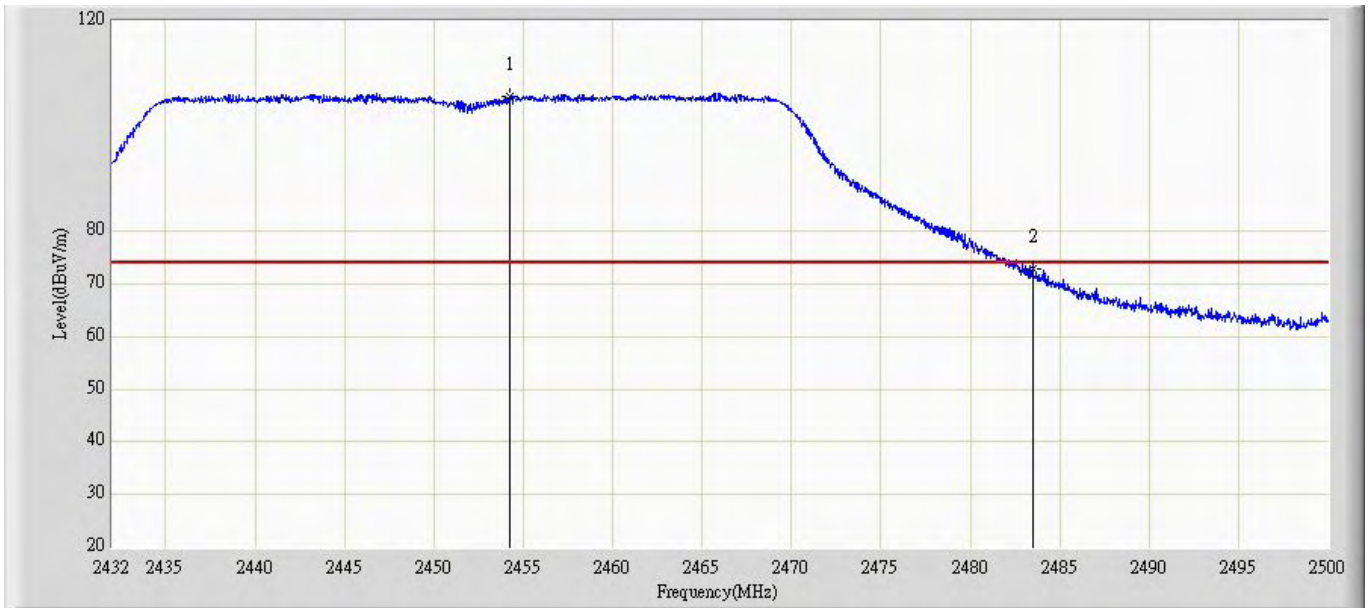
No	Mark	Frequency (MHz)	Measure Level (dBuV/m)	Reading Level (dBuV)	Over Limit (dB)	Limit (dBuV/m)	Factor (dB)	Type
1	*	2465.660	107.162	113.568	N/A	N/A	-6.405	PK
2		2483.500	72.073	78.479	-1.927	74.000	-6.406	PK

Profile: 113S025R-H3C	Page No.: 52
Engineer: Jack	
Site: AC5	Time: 2011/04/02 - 14:46
Limit: FCC_Part15.209_RE(3m)	Margin: 0
Probe: BBHA9120D_499(1-18GHz)	Polarity: Horizontal
EUT: Wireless Lan Access Point	Power: AC 120V/60Hz
Note: Mode 4: Transmit at channel 2452MHz By 802.11n(40MHz) (Chain 100)	



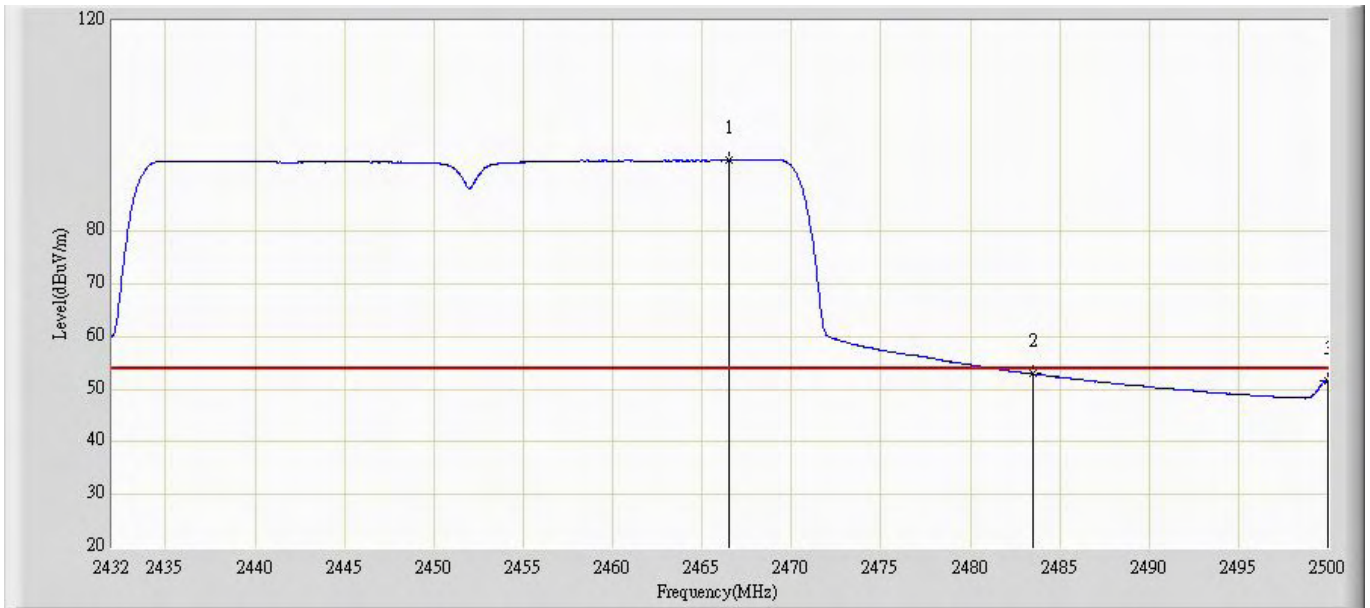
No	Mark	Frequency (MHz)	Measure Level (dBuV/m)	Reading Level (dBuV)	Over Limit (dB)	Limit (dBuV/m)	Factor (dB)	Type
1	*	2455.698	93.212	99.655	N/A	N/A	-6.443	AV
2		2483.500	52.815	59.221	-1.185	54.000	-6.406	AV
3		2500.000	52.779	59.224	-1.221	54.000	-6.445	AV

Profile: 113S025R-H3C	Page No.: 53
Engineer: Jack	
Site: AC5	Time: 2011/04/02 - 14:47
Limit: FCC_Part15.209_RE(3m)	Margin: 0
Probe: BBHA9120D_499(1-18GHz)	Polarity: Vertical
EUT: Wireless Lan Access Point	Power: AC 120V/60Hz
Note: Mode 4: Transmit at channel 2452MHz By 802.11n(40MHz) (Chain 100)	



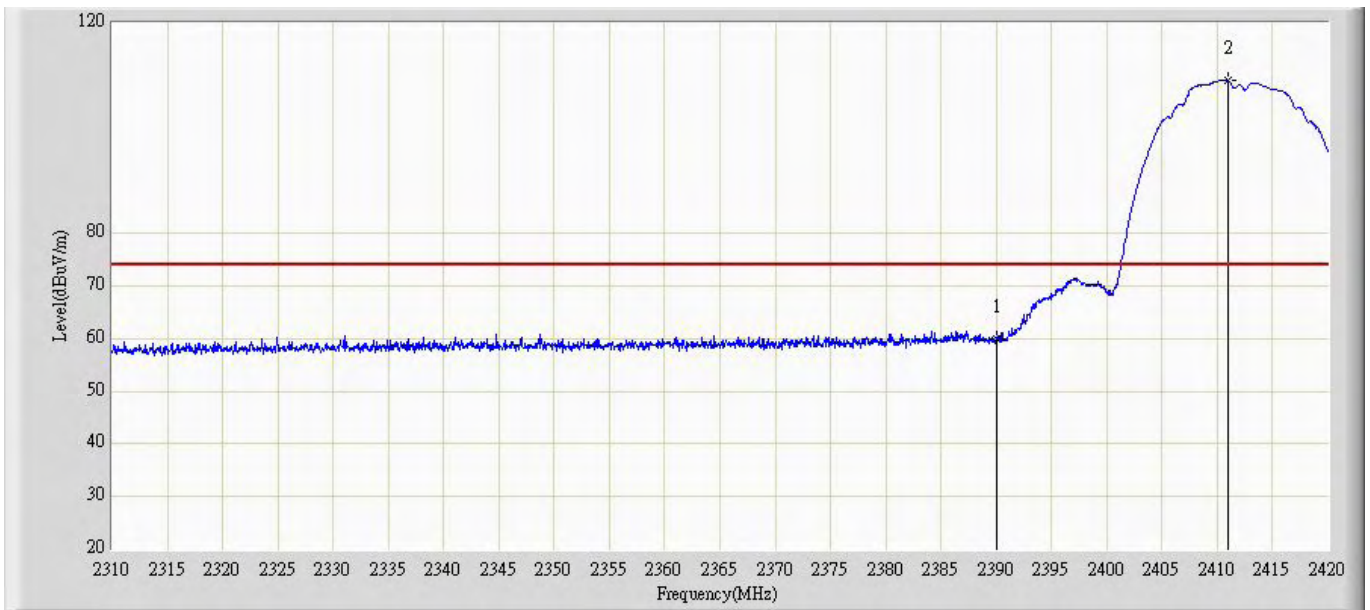
No	Mark	Frequency (MHz)	Measure Level (dBuV/m)	Reading Level (dBuV)	Over Limit (dB)	Limit (dBuV/m)	Factor (dB)	Type
1	*	2454.270	105.561	112.012	N/A	N/A	-6.451	PK
2		2483.500	72.797	79.203	-1.203	74.000	-6.406	PK

Profile: 113S025R-H3C	Page No.: 54
Engineer: Jack	
Site: AC5	Time: 2011/04/02 - 14:50
Limit: FCC_Part15.209_RE(3m)	Margin: 0
Probe: BBHA9120D_499(1-18GHz)	Polarity: Vertical
EUT: Wireless Lan Access Point	Power: AC 120V/60Hz
Note: Mode 4: Transmit at channel 2452MHz By 802.11n(40MHz) (Chain 100)	



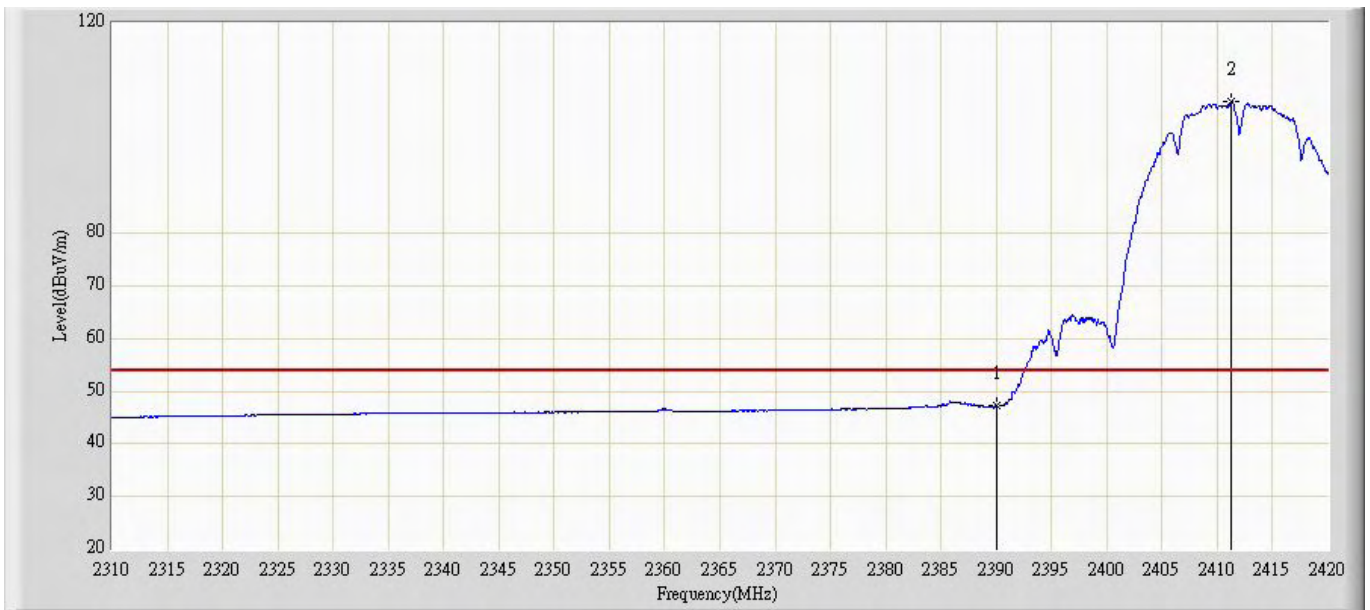
No	Mark	Frequency (MHz)	Measure Level (dBuV/m)	Reading Level (dBuV)	Over Limit (dB)	Limit (dBuV/m)	Factor (dB)	Type
1	*	2466.544	93.487	99.892	N/A	N/A	-6.405	AV
2		2483.500	52.961	59.367	-1.039	54.000	-6.406	AV
3		2500.000	51.669	58.114	-2.331	54.000	-6.445	AV

Profile: 113S025R-H3C	Page No.: 55
Engineer: Jack	
Site: AC5	Time: 2011/04/02 - 14:53
Limit: FCC_Part15.209_RE(3m)	Margin: 0
Probe: BBHA9120D_499(1-18GHz)	Polarity: Horizontal
EUT: Wireless Lan Access Point	Power: AC 120V/60Hz
Note: Mode 1: Transmit at channel 2412MHz By 802.11b (Chain 001)	



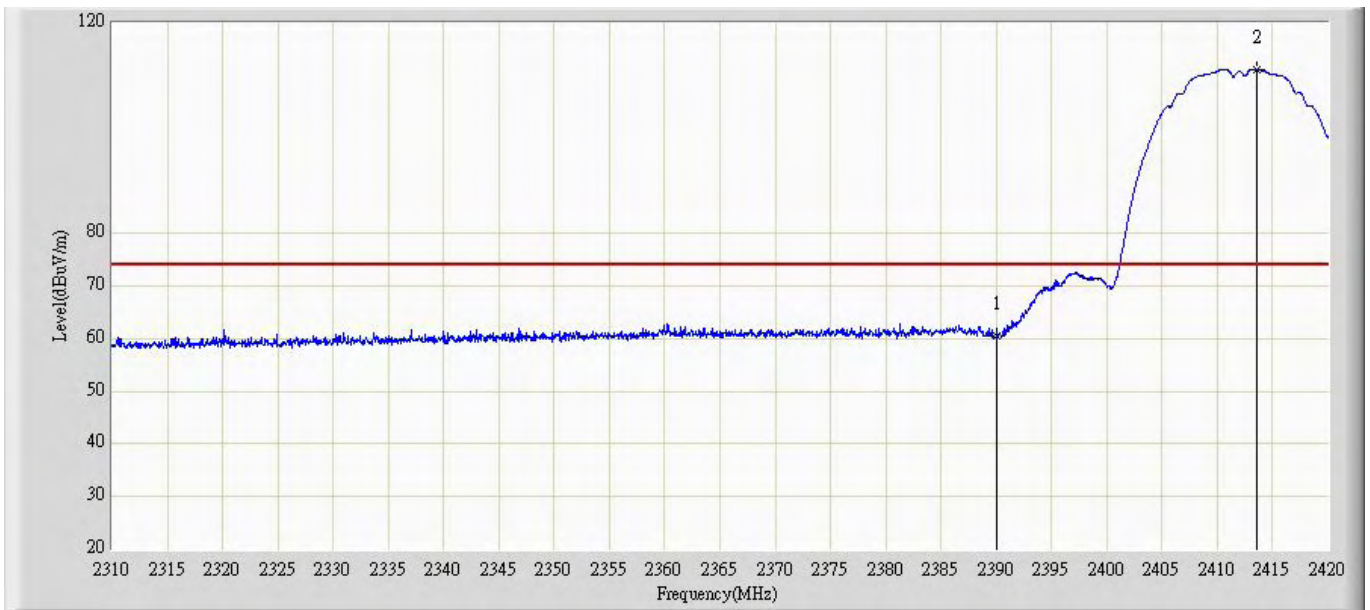
No	Mark	Frequency (MHz)	Measure Level (dBuV/m)	Reading Level (dBuV)	Over Limit (dB)	Limit (dBuV/m)	Factor (dB)	Type
1		2390.000	60.017	66.518	-13.983	74.000	-6.501	PK
2	*	2410.980	108.979	115.529	N/A	N/A	-6.550	PK

Profile: 113S025R-H3C	Page No.: 56
Engineer: Jack	
Site: AC5	Time: 2011/04/02 - 14:55
Limit: FCC_Part15.209_RE(3m)	Margin: 0
Probe: BBHA9120D_499(1-18GHz)	Polarity: Horizontal
EUT: Wireless Lan Access Point	Power: AC 120V/60Hz
Note: Mode 1: Transmit at channel 2412MHz By 802.11b (Chain 001)	



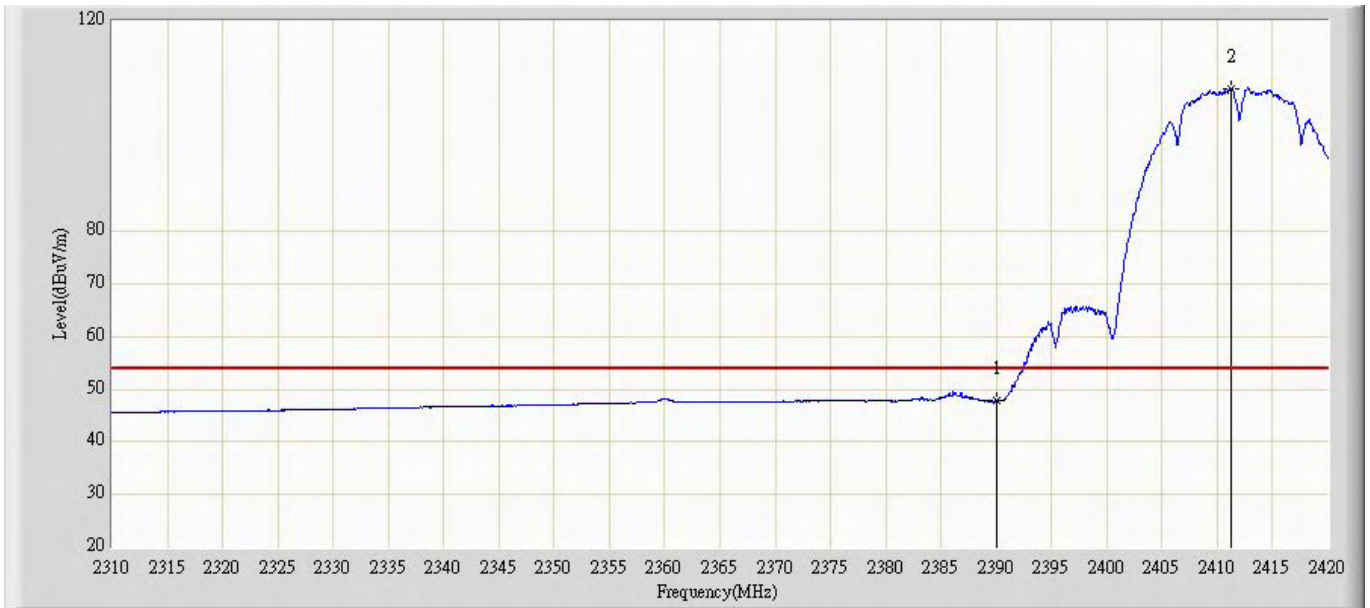
No	Mark	Frequency (MHz)	Measure Level (dBuV/m)	Reading Level (dBuV)	Over Limit (dB)	Limit (dBuV/m)	Factor (dB)	Type
1		2390.000	47.198	53.699	-6.802	54.000	-6.501	AV
2	*	2411.310	104.920	111.469	N/A	N/A	-6.548	AV

Profile: 113S025R-H3C	Page No.: 57
Engineer: Jack	
Site: AC5	Time: 2011/04/02 - 14:56
Limit: FCC_Part15.209_RE(3m)	Margin: 0
Probe: BBHA9120D_499(1-18GHz)	Polarity: Vertical
EUT: Wireless Lan Access Point	Power: AC 120V/60Hz
Note: Mode 1: Transmit at channel 2412MHz By 802.11b (Chain 001)	



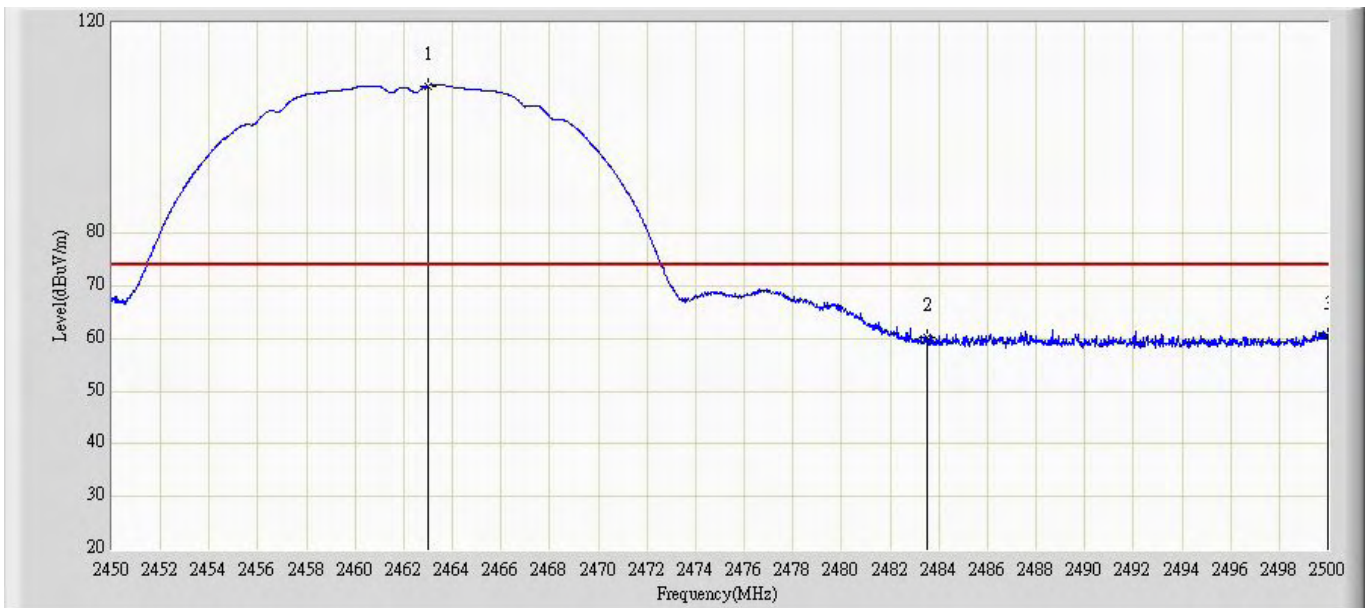
No	Mark	Frequency (MHz)	Measure Level (dBuV/m)	Reading Level (dBuV)	Over Limit (dB)	Limit (dBuV/m)	Factor (dB)	Type
1		2390.000	60.626	67.127	-13.374	74.000	-6.501	PK
2	*	2413.565	111.180	117.721	N/A	N/A	-6.541	PK

Profile: 113S025R-H3C	Page No.: 58
Engineer: Jack	
Site: AC5	Time: 2011/04/02 - 14:58
Limit: FCC_Part15.209_RE(3m)	Margin: 0
Probe: BBHA9120D_499(1-18GHz)	Polarity: Vertical
EUT: Wireless Lan Access Point	Power: AC 120V/60Hz
Note: Mode 1: Transmit at channel 2412MHz By 802.11b (Chain 001)	



No	Mark	Frequency (MHz)	Measure Level (dBuV/m)	Reading Level (dBuV)	Over Limit (dB)	Limit (dBuV/m)	Factor (dB)	Type
1		2390.000	47.806	54.307	-6.194	54.000	-6.501	AV
2	*	2411.310	107.181	113.730	N/A	N/A	-6.548	AV

Profile: 113S025R-H3C	Page No.: 59
Engineer: Jack	
Site: AC5	Time: 2011/04/02 - 14:59
Limit: FCC_Part15.209_RE(3m)	Margin: 0
Probe: BBHA9120D_499(1-18GHz)	Polarity: Horizontal
EUT: Wireless Lan Access Point	Power: AC 120V/60Hz
Note: Mode 1: Transmit at channel 2462MHz By 802.11b (Chain 001)	



No	Mark	Frequency (MHz)	Measure Level (dBuV/m)	Reading Level (dBuV)	Over Limit (dB)	Limit (dBuV/m)	Factor (dB)	Type
1	*	2463.000	108.047	114.456	N/A	N/A	-6.410	PK
2		2483.500	60.199	66.605	-13.801	74.000	-6.406	PK
3		2500.000	60.462	66.907	-13.538	74.000	-6.445	PK

Profile: 113S025R-H3C	Page No.: 60
Engineer: Jack	
Site: AC5	Time: 2011/04/02 - 15:02
Limit: FCC_Part15.209_RE(3m)	Margin: 0
Probe: BBHA9120D_499(1-18GHz)	Polarity: Horizontal
EUT: Wireless Lan Access Point	Power: AC 120V/60Hz
Note: Mode 1: Transmit at channel 2462MHz By 802.11b (Chain 001)	



No	Mark	Frequency (MHz)	Measure Level (dBuV/m)	Reading Level (dBuV)	Over Limit (dB)	Limit (dBuV/m)	Factor (dB)	Type
1	*	2461.325	104.359	110.773	N/A	N/A	-6.414	AV
2		2483.500	47.462	53.868	-6.538	54.000	-6.406	AV
3		2500.000	49.919	56.364	-4.081	54.000	-6.445	AV

Profile: 113S025R-H3C	Page No.: 61
Engineer: Jack	
Site: AC5	Time: 2011/04/02 - 15:03
Limit: FCC_Part15.209_RE(3m)	Margin: 0
Probe: BBHA9120D_499(1-18GHz)	Polarity: Vertical
EUT: Wireless Lan Access Point	Power: AC 120V/60Hz
Note: Mode 1: Transmit at channel 2462MHz By 802.11b (Chain 001)	



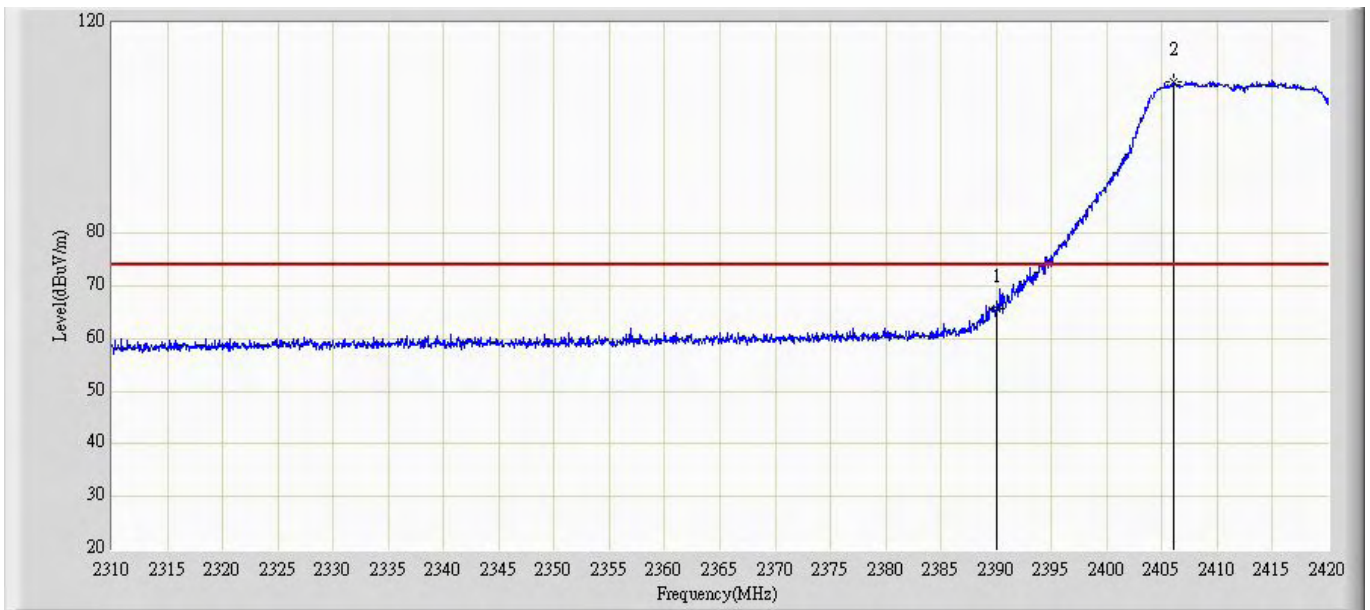
No	Mark	Frequency (MHz)	Measure Level (dBuV/m)	Reading Level (dBuV)	Over Limit (dB)	Limit (dBuV/m)	Factor (dB)	Type
1	*	2463.200	110.306	116.715	N/A	N/A	-6.409	PK
2		2483.500	62.395	68.801	-11.605	74.000	-6.406	PK

Profile: 113S025R-H3C	Page No.: 62
Engineer: Jack	
Site: AC5	Time: 2011/04/02 - 15:04
Limit: FCC_Part15.209_RE(3m)	Margin: 0
Probe: BBHA9120D_499(1-18GHz)	Polarity: Vertical
EUT: Wireless Lan Access Point	Power: AC 120V/60Hz
Note: Mode 1: Transmit at channel 2462MHz By 802.11b (Chain 001)	



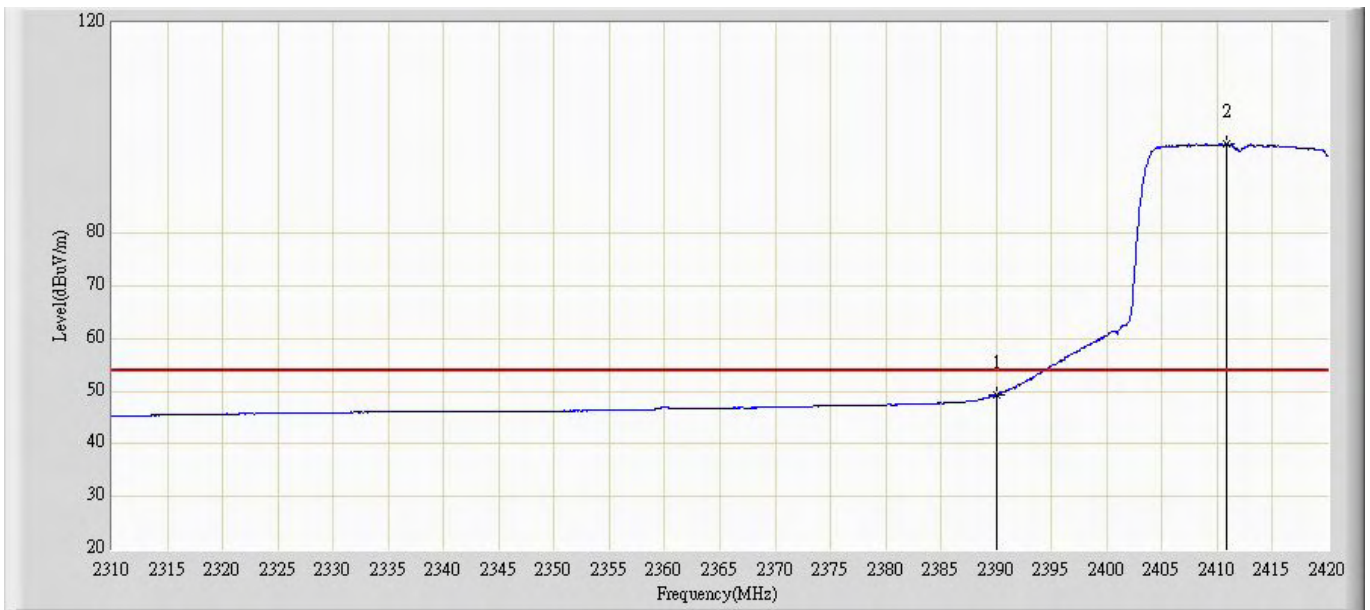
No	Mark	Frequency (MHz)	Measure Level (dBuV/m)	Reading Level (dBuV)	Over Limit (dB)	Limit (dBuV/m)	Factor (dB)	Type
1	*	2462.650	106.544	112.953	N/A	N/A	-6.408	AV
2		2483.500	48.129	54.535	-5.871	54.000	-6.406	AV
3		2500.000	49.671	56.116	-4.329	54.000	-6.445	AV

Profile: 113S025R-H3C	Page No.: 63
Engineer: Jack	
Site: AC5	Time: 2011/04/02 - 15:06
Limit: FCC_Part15.209_RE(3m)	Margin: 0
Probe: BBHA9120D_499(1-18GHz)	Polarity: Horizontal
EUT: Wireless Lan Access Point	Power: AC 120V/60Hz
Note: Mode 2: Transmit at channel 2412MHz By 802.11g (Chain 001)	



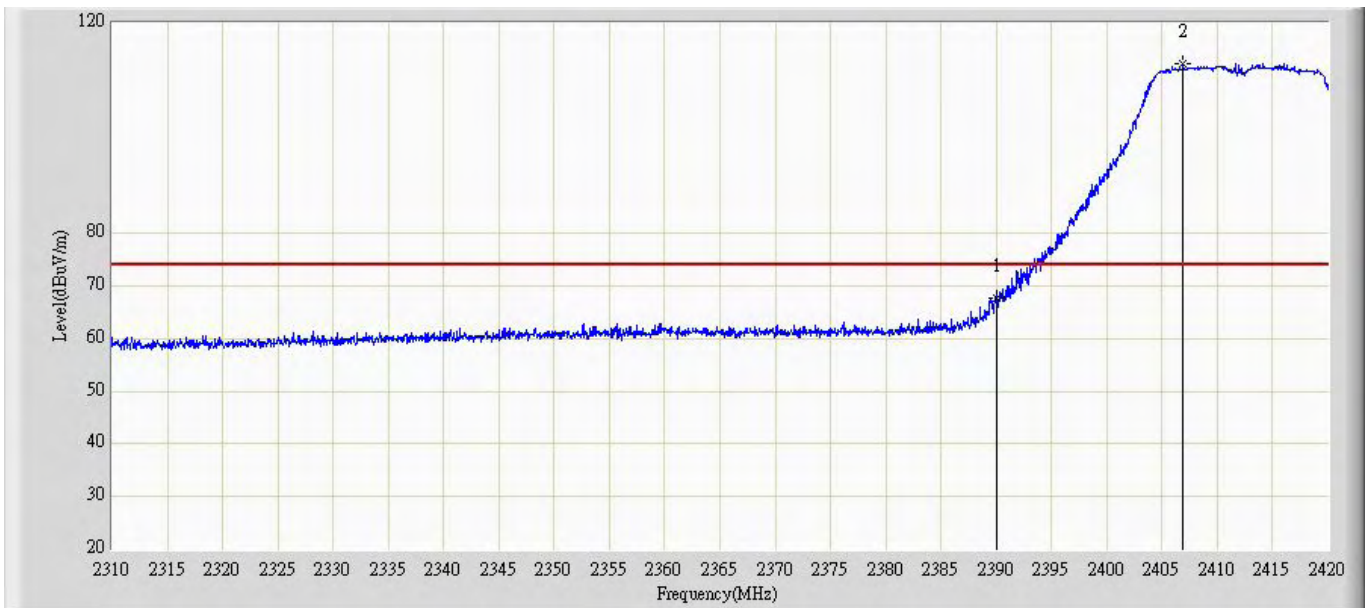
No	Mark	Frequency (MHz)	Measure Level (dBuV/m)	Reading Level (dBuV)	Over Limit (dB)	Limit (dBuV/m)	Factor (dB)	Type
1		2390.000	65.693	72.194	-8.307	74.000	-6.501	PK
2	*	2406.030	108.719	115.260	N/A	N/A	-6.541	PK

Profile: 113S025R-H3C	Page No.: 64
Engineer: Jack	
Site: AC5	Time: 2011/04/02 - 15:07
Limit: FCC_Part15.209_RE(3m)	Margin: 0
Probe: BBHA9120D_499(1-18GHz)	Polarity: Horizontal
EUT: Wireless Lan Access Point	Power: AC 120V/60Hz
Note: Mode 2: Transmit at channel 2412MHz By 802.11g (Chain 001)	



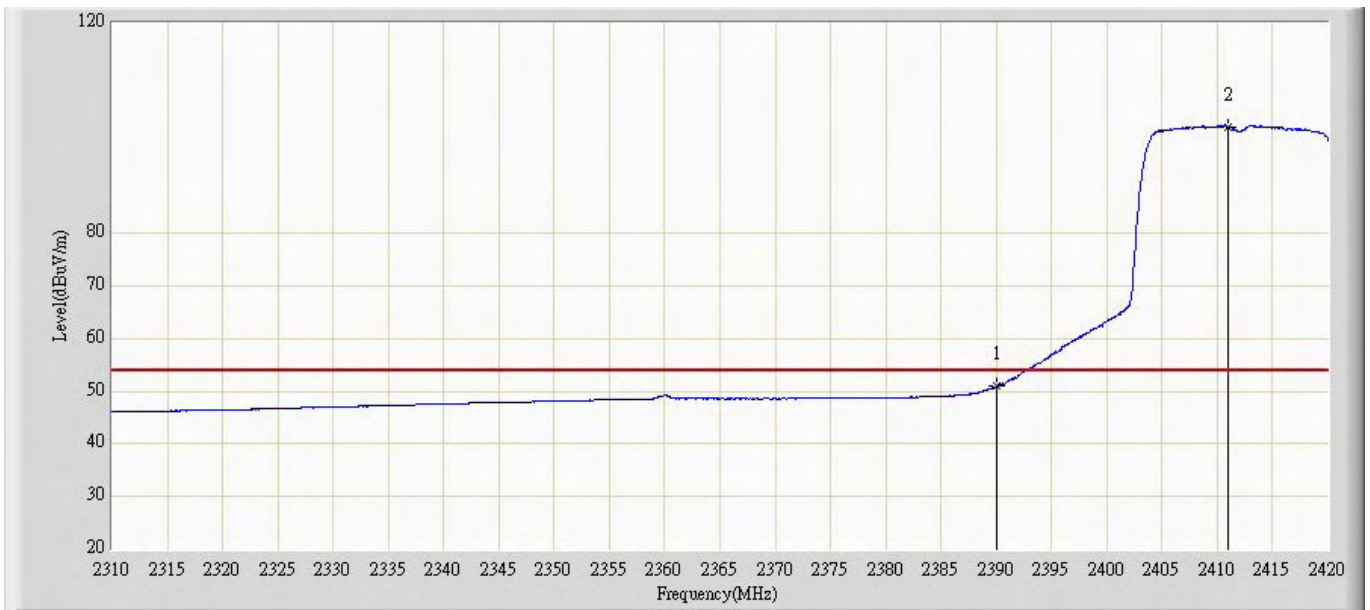
No	Mark	Frequency (MHz)	Measure Level (dBuV/m)	Reading Level (dBuV)	Over Limit (dB)	Limit (dBuV/m)	Factor (dB)	Type
1		2390.000	49.314	55.815	-4.686	54.000	-6.501	AV
2	*	2410.815	96.905	103.455	N/A	N/A	-6.550	AV

Profile: 113S025R-H3C	Page No.: 65
Engineer: Jack	
Site: AC5	Time: 2011/04/02 - 15:09
Limit: FCC_Part15.209_RE(3m)	Margin: 0
Probe: BBHA9120D_499(1-18GHz)	Polarity: Vertical
EUT: Wireless Lan Access Point	Power: AC 120V/60Hz
Note: Mode 2: Transmit at channel 2412MHz By 802.11g (Chain 001)	



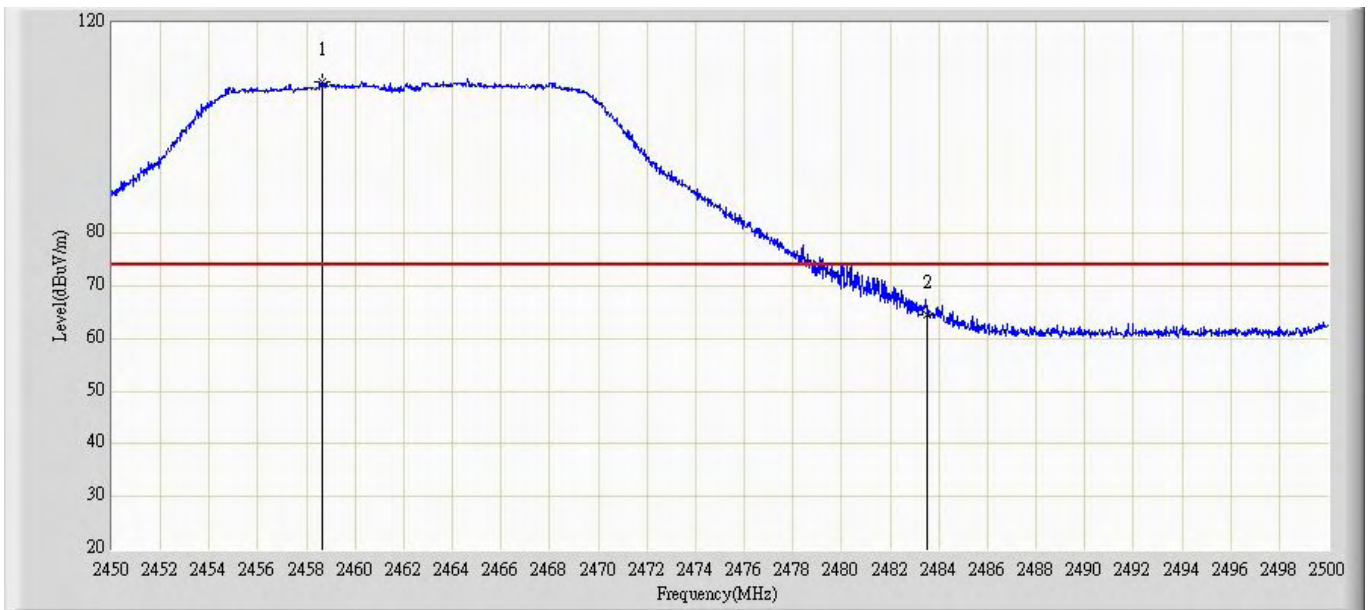
No	Mark	Frequency (MHz)	Measure Level (dBuV/m)	Reading Level (dBuV)	Over Limit (dB)	Limit (dBuV/m)	Factor (dB)	Type
1		2390.000	67.639	74.140	-6.361	74.000	-6.501	PK
2	*	2406.910	112.143	118.686	N/A	N/A	-6.543	PK

Profile: 113S025R-H3C	Page No.: 66
Engineer: Jack	
Site: AC5	Time: 2011/04/02 - 15:10
Limit: FCC_Part15.209_RE(3m)	Margin: 0
Probe: BBHA9120D_499(1-18GHz)	Polarity: Vertical
EUT: Wireless Lan Access Point	Power: AC 120V/60Hz
Note: Mode 2: Transmit at channel 2412MHz By 802.11g (Chain 001)	



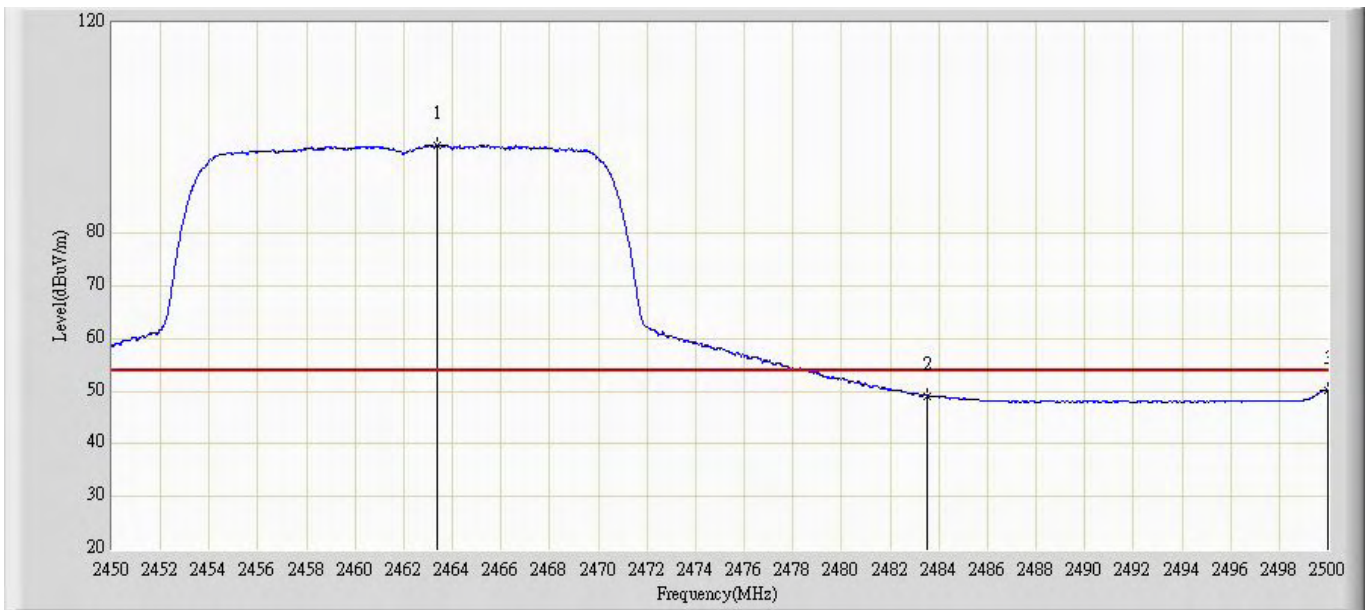
No	Mark	Frequency (MHz)	Measure Level (dBuV/m)	Reading Level (dBuV)	Over Limit (dB)	Limit (dBuV/m)	Factor (dB)	Type
1		2390.000	50.963	57.464	-3.037	54.000	-6.501	AV
2	*	2410.980	100.299	106.849	N/A	N/A	-6.550	AV

Profile: 113S025R-H3C	Page No.: 67
Engineer: Jack	
Site: AC5	Time: 2011/04/02 - 15:11
Limit: FCC_Part15.209_RE(3m)	Margin: 0
Probe: BBHA9120D_499(1-18GHz)	Polarity: Horizontal
EUT: Wireless Lan Access Point	Power: AC 120V/60Hz
Note: Mode 2: Transmit at channel 2462MHz By 802.11g (Chain 001)	



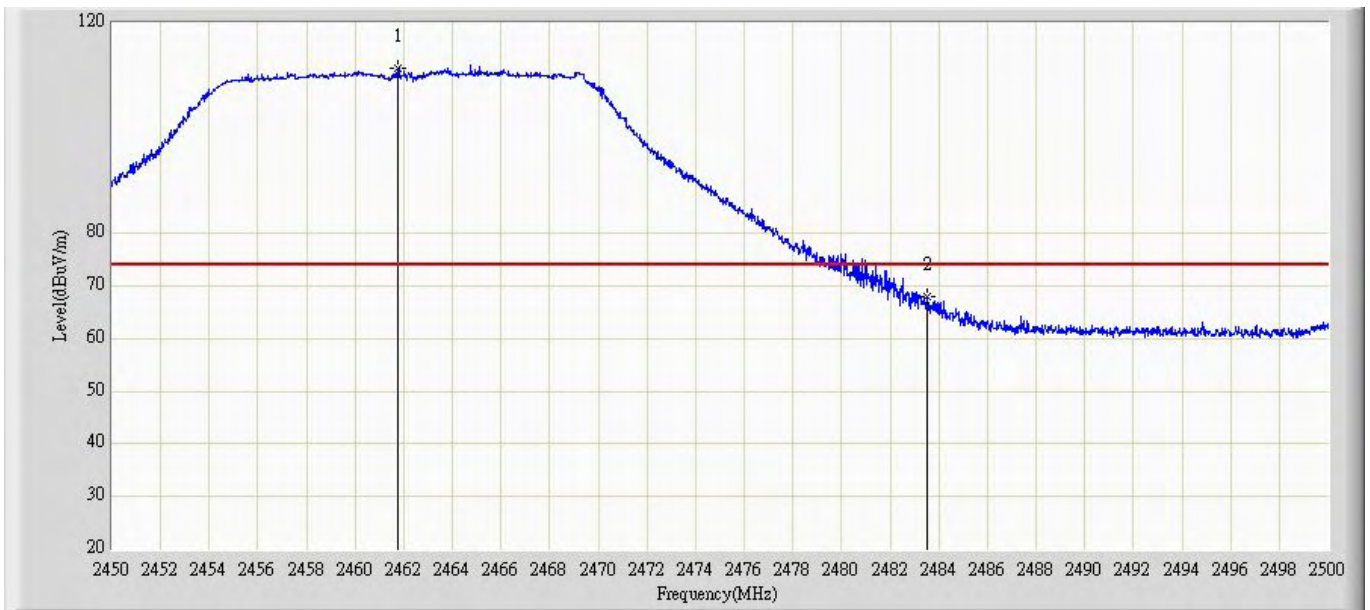
No	Mark	Frequency (MHz)	Measure Level (dBuV/m)	Reading Level (dBuV)	Over Limit (dB)	Limit (dBuV/m)	Factor (dB)	Type
1	*	2458.625	108.674	115.102	34.674	74.000	-6.428	PK
2		2483.500	64.646	71.052	N/A	N/A	-6.406	PK

Profile: 113S025R-H3C	Page No.: 68
Engineer: Jack	
Site: AC5	Time: 2011/04/02 - 15:13
Limit: FCC_Part15.209_RE(3m)	Margin: 0
Probe: BBHA9120D_499(1-18GHz)	Polarity: Horizontal
EUT: Wireless Lan Access Point	Power: AC 120V/60Hz
Note: Mode 2: Transmit at channel 2462MHz By 802.11g (Chain 001)	



No	Mark	Frequency (MHz)	Measure Level (dBuV/m)	Reading Level (dBuV)	Over Limit (dB)	Limit (dBuV/m)	Factor (dB)	Type
1	*	2463.350	96.597	103.005	N/A	N/A	-6.409	AV
2		2483.500	49.157	55.563	-4.843	54.000	-6.406	AV
3		2500.000	50.263	56.708	-3.737	54.000	-6.445	AV

Profile: 113S025R-H3C	Page No.: 69
Engineer: Jack	
Site: AC5	Time: 2011/04/02 - 15:14
Limit: FCC_Part15.209_RE(3m)	Margin: 0
Probe: BBHA9120D_499(1-18GHz)	Polarity: Vertical
EUT: Wireless Lan Access Point	Power: AC 120V/60Hz
Note: Mode 2: Transmit at channel 2462MHz By 802.11g (Chain 001)	



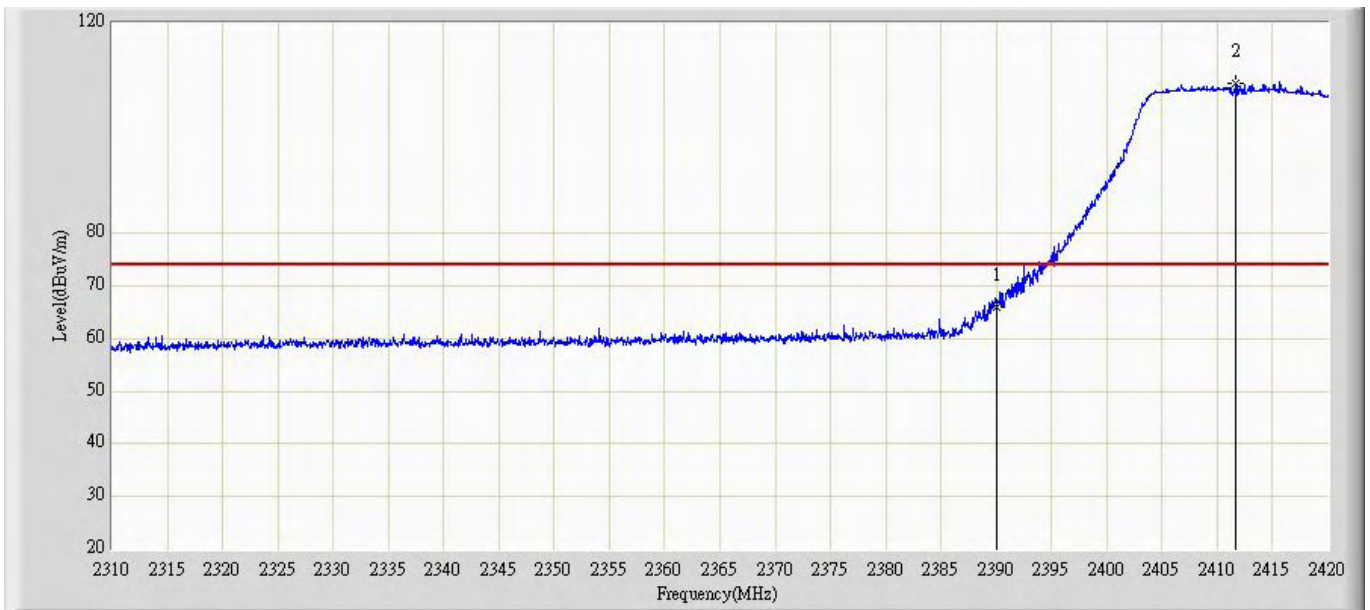
No	Mark	Frequency (MHz)	Measure Level (dBuV/m)	Reading Level (dBuV)	Over Limit (dB)	Limit (dBuV/m)	Factor (dB)	Type
1	*	2461.750	111.330	117.741	N/A	N/A	-6.411	PK
2		2483.500	68.121	74.527	-5.879	74.000	-6.406	PK

Profile: 113S025R-H3C	Page No.: 70
Engineer: Jack	
Site: AC5	Time: 2011/04/02 - 15:16
Limit: FCC_Part15.209_RE(3m)	Margin: 0
Probe: BBHA9120D_499(1-18GHz)	Polarity: Vertical
EUT: Wireless Lan Access Point	Power: AC 120V/60Hz
Note: Mode 2: Transmit at channel 2462MHz By 802.11g (Chain 001)	



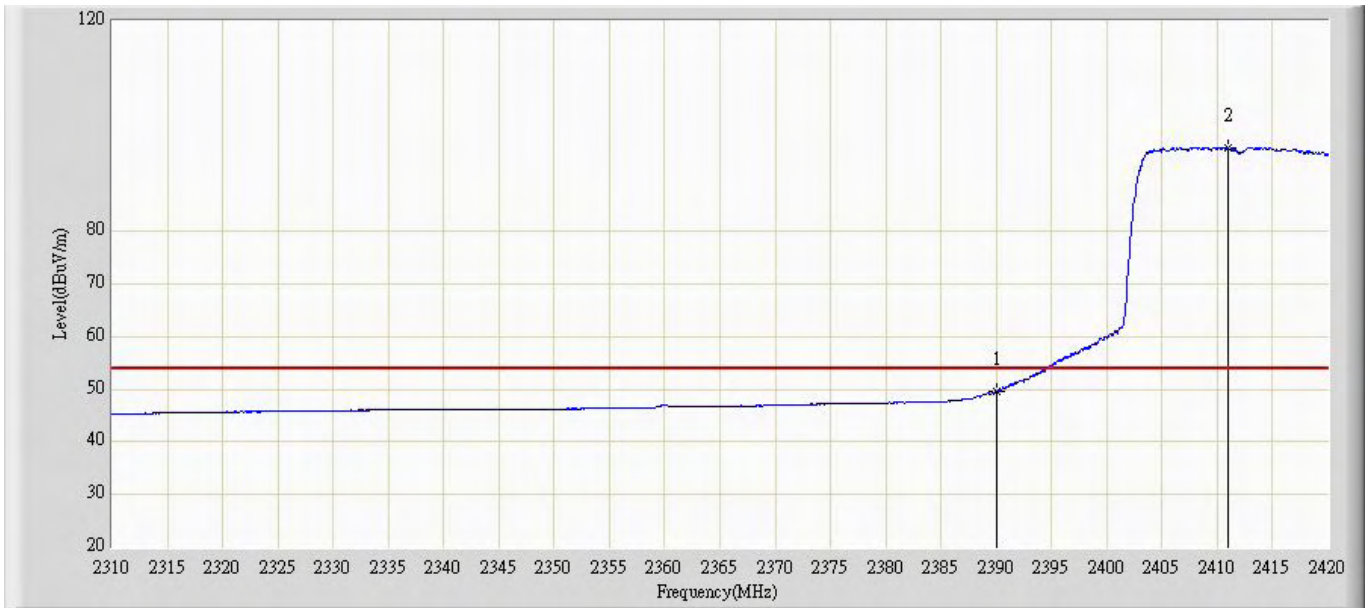
No	Mark	Frequency (MHz)	Measure Level (dBuV/m)	Reading Level (dBuV)	Over Limit (dB)	Limit (dBuV/m)	Factor (dB)	Type
1	*	2464.450	98.852	105.259	N/A	N/A	-6.406	AV
2		2483.500	50.176	56.582	-3.824	54.000	-6.406	AV
3		2500.000	50.041	56.486	-3.959	54.000	-6.445	AV

Profile: 113S025R-H3C	Page No.: 71
Engineer: Jack	
Site: AC5	Time: 2011/04/02 - 15:17
Limit: FCC_Part15.209_RE(3m)	Margin: 0
Probe: BBHA9120D_499(1-18GHz)	Polarity: Horizontal
EUT: Wireless Lan Access Point	Power: AC 120V/60Hz
Note: Mode 3: Transmit at channel 2412MHz By 802.11n(20MHz) (Chain 001)	



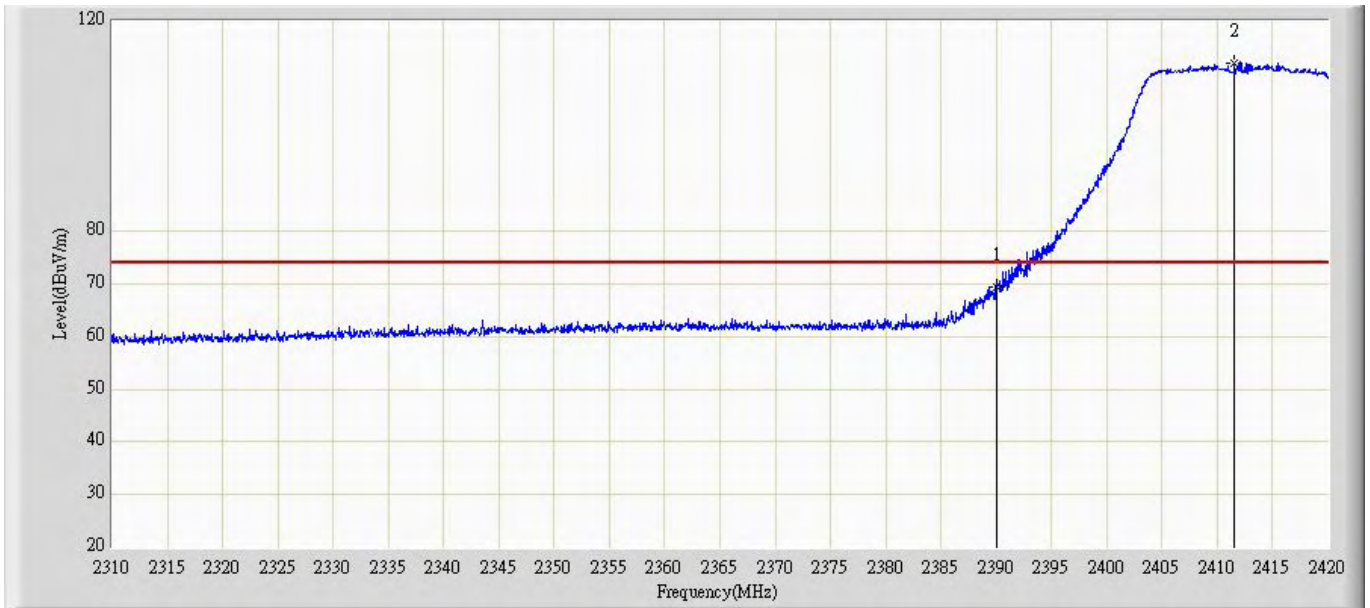
No	Mark	Frequency (MHz)	Measure Level (dBuV/m)	Reading Level (dBuV)	Over Limit (dB)	Limit (dBuV/m)	Factor (dB)	Type
1		2390.000	66.109	72.610	-7.891	74.000	-6.501	PK
2	*	2411.695	108.631	115.179	N/A	N/A	-6.547	PK

Profile: 113S025R-H3C	Page No.: 72
Engineer: Jack	
Site: AC5	Time: 2011/04/02 - 15:19
Limit: FCC_Part15.209_RE(3m)	Margin: 0
Probe: BBHA9120D_499(1-18GHz)	Polarity: Horizontal
EUT: Wireless Lan Access Point	Power: AC 120V/60Hz
Note: Mode 3: Transmit at channel 2412MHz By 802.11n(20MHz) (Chain 001)	



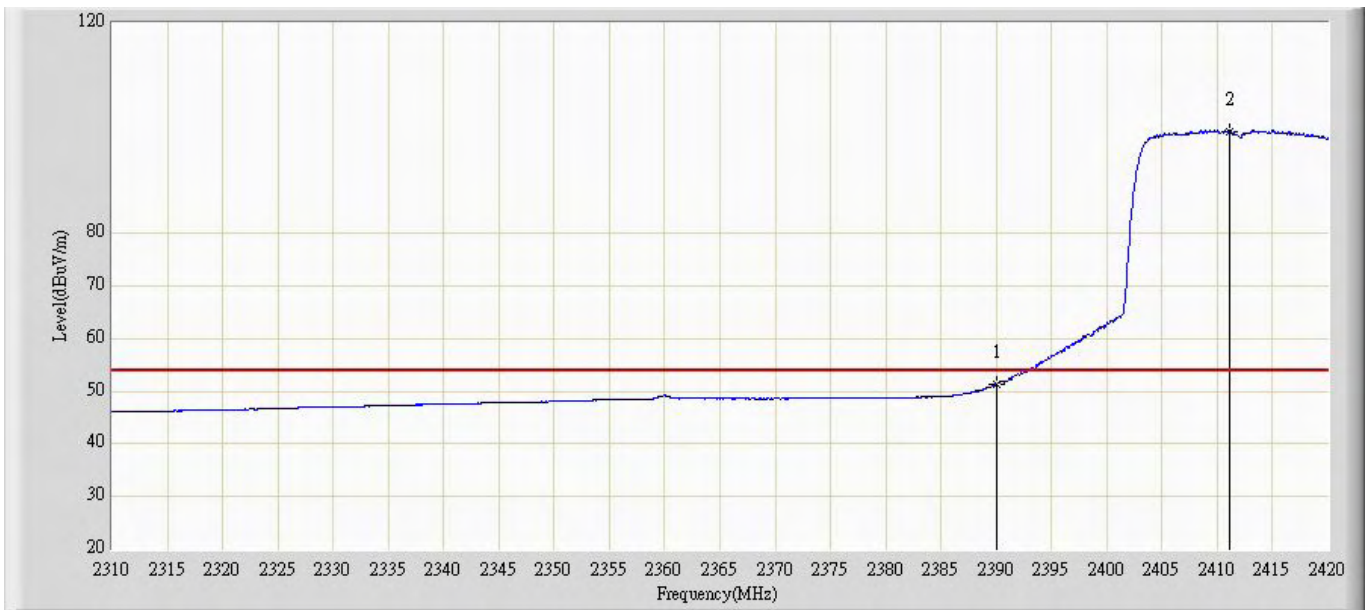
No	Mark	Frequency (MHz)	Measure Level (dBuV/m)	Reading Level (dBuV)	Over Limit (dB)	Limit (dBuV/m)	Factor (dB)	Type
1		2390.000	49.613	56.114	-4.387	54.000	-6.501	AV
2	*	2410.925	95.971	102.521	N/A	N/A	-6.550	AV

Profile: 113S025R-H3C	Page No.: 73
Engineer: Jack	
Site: AC5	Time: 2011/04/02 - 15:20
Limit: FCC_Part15.209_RE(3m)	Margin: 0
Probe: BBHA9120D_499(1-18GHz)	Polarity: Vertical
EUT: Wireless Lan Access Point	Power: AC 120V/60Hz
Note: Mode 3: Transmit at channel 2412MHz By 802.11n(20MHz) (Chain 001)	



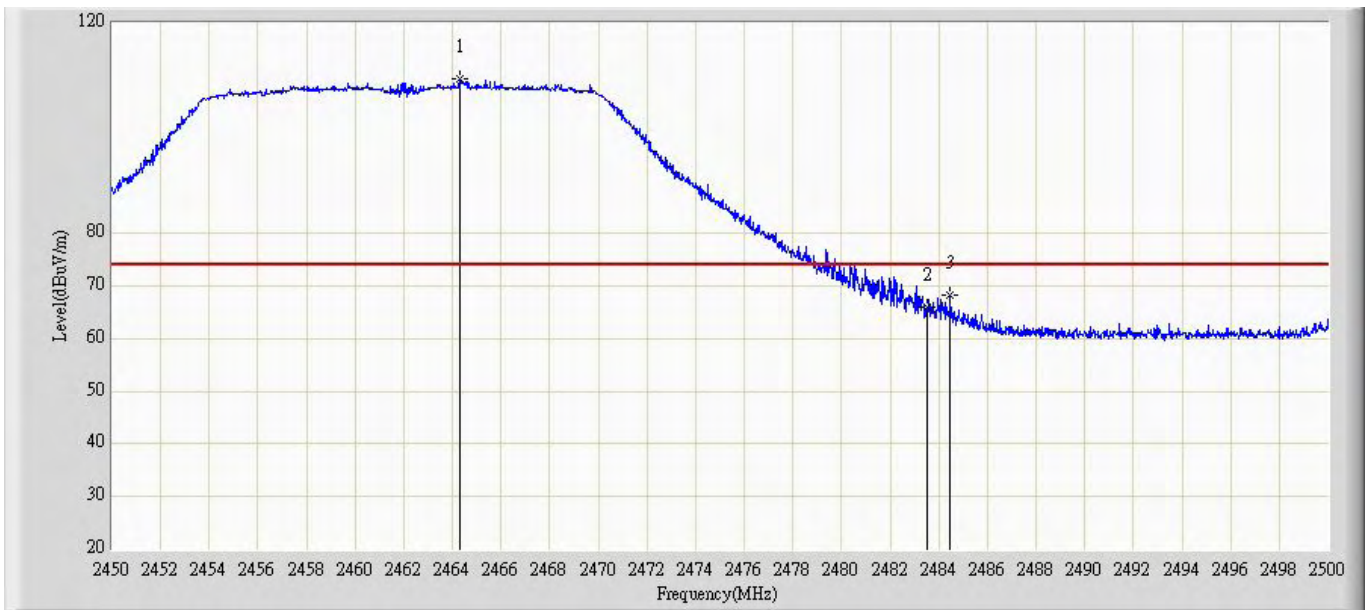
No	Mark	Frequency (MHz)	Measure Level (dBuV/m)	Reading Level (dBuV)	Over Limit (dB)	Limit (dBuV/m)	Factor (dB)	Type
1		2390.000	69.349	75.850	-4.651	74.000	-6.501	PK
2	*	2411.585	111.954	118.502	N/A	N/A	-6.548	PK

Profile: 113S025R-H3C	Page No.: 74
Engineer: Jack	
Site: AC5	Time: 2011/04/02 - 15:22
Limit: FCC_Part15.209_RE(3m)	Margin: 0
Probe: BBHA9120D_499(1-18GHz)	Polarity: Vertical
EUT: Wireless Lan Access Point	Power: AC 120V/60Hz
Note: Mode 3: Transmit at channel 2412MHz By 802.11n(20MHz) (Chain 001)	



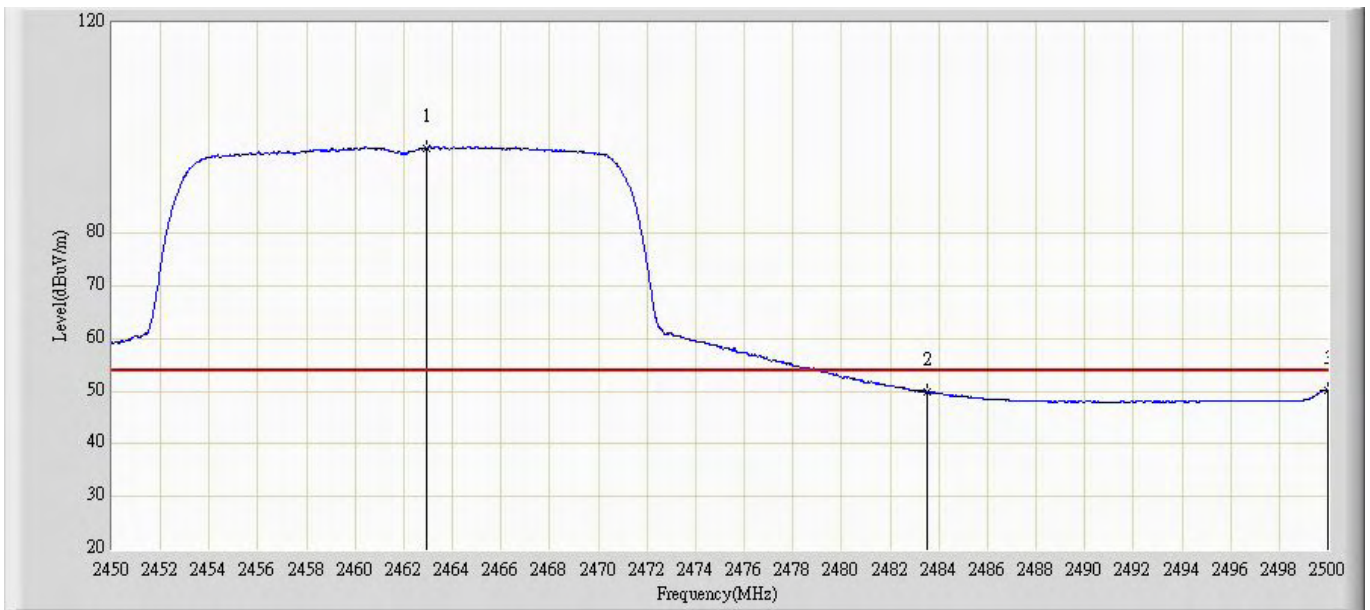
No	Mark	Frequency (MHz)	Measure Level (dBuV/m)	Reading Level (dBuV)	Over Limit (dB)	Limit (dBuV/m)	Factor (dB)	Type
1		2390.000	51.246	57.747	-2.754	54.000	-6.501	AV
2	*	2411.145	99.417	105.966	N/A	N/A	-6.550	AV

Profile: 113S025R-H3C	Page No.: 75
Engineer: Jack	
Site: AC5	Time: 2011/04/02 - 15:24
Limit: FCC_Part15.209_RE(3m)	Margin: 0
Probe: BBHA9120D_499(1-18GHz)	Polarity: Horizontal
EUT: Wireless Lan Access Point	Power: AC 120V/60Hz
Note: Mode 3: Transmit at channel 2462MHz By 802.11n(20MHz) (Chain 001)	



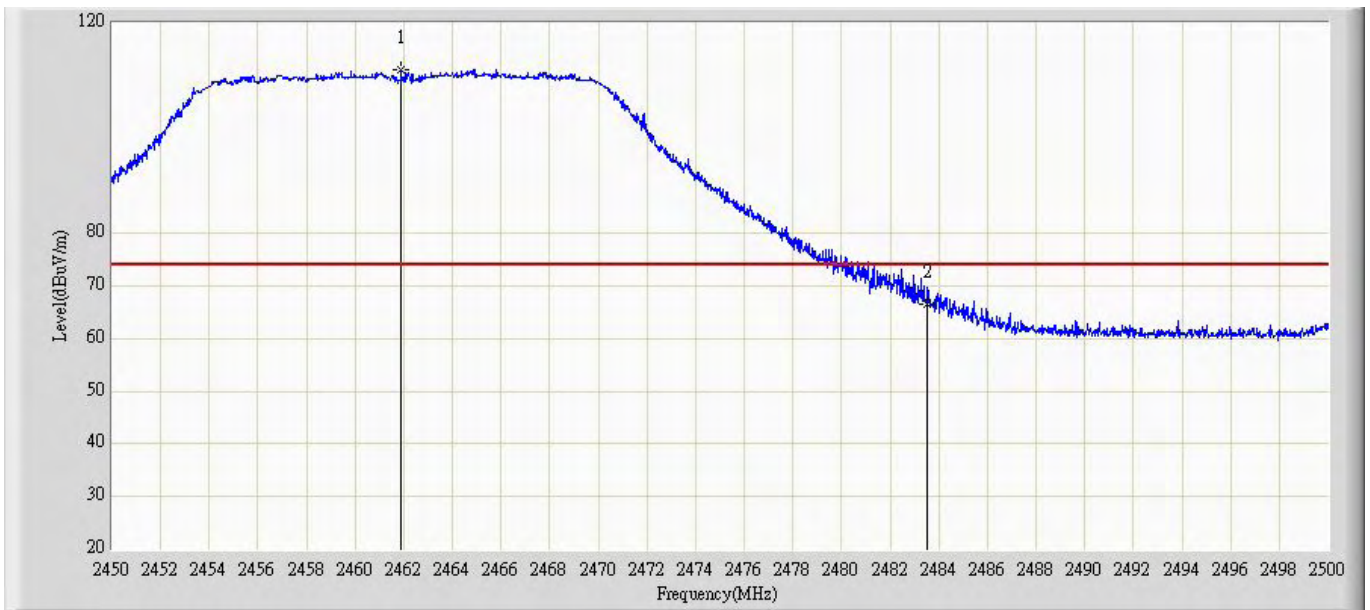
No	Mark	Frequency (MHz)	Measure Level (dBuV/m)	Reading Level (dBuV)	Over Limit (dB)	Limit (dBuV/m)	Factor (dB)	Type
1	*	2464.275	109.413	115.820	N/A	N/A	-6.407	PK
2		2483.500	65.865	72.271	-8.135	74.000	-6.406	PK
3		2484.475	68.187	74.596	-5.813	74.000	-6.409	PK

Profile: 113S025R-H3C	Page No.: 76
Engineer: Jack	
Site: AC5	Time: 2011/04/02 - 15:26
Limit: FCC_Part15.209_RE(3m)	Margin: 0
Probe: BBHA9120D_499(1-18GHz)	Polarity: Horizontal
EUT: Wireless Lan Access Point	Power: AC 120V/60Hz
Note: Mode 3: Transmit at channel 2462MHz By 802.11n(20MHz) (Chain 001)	



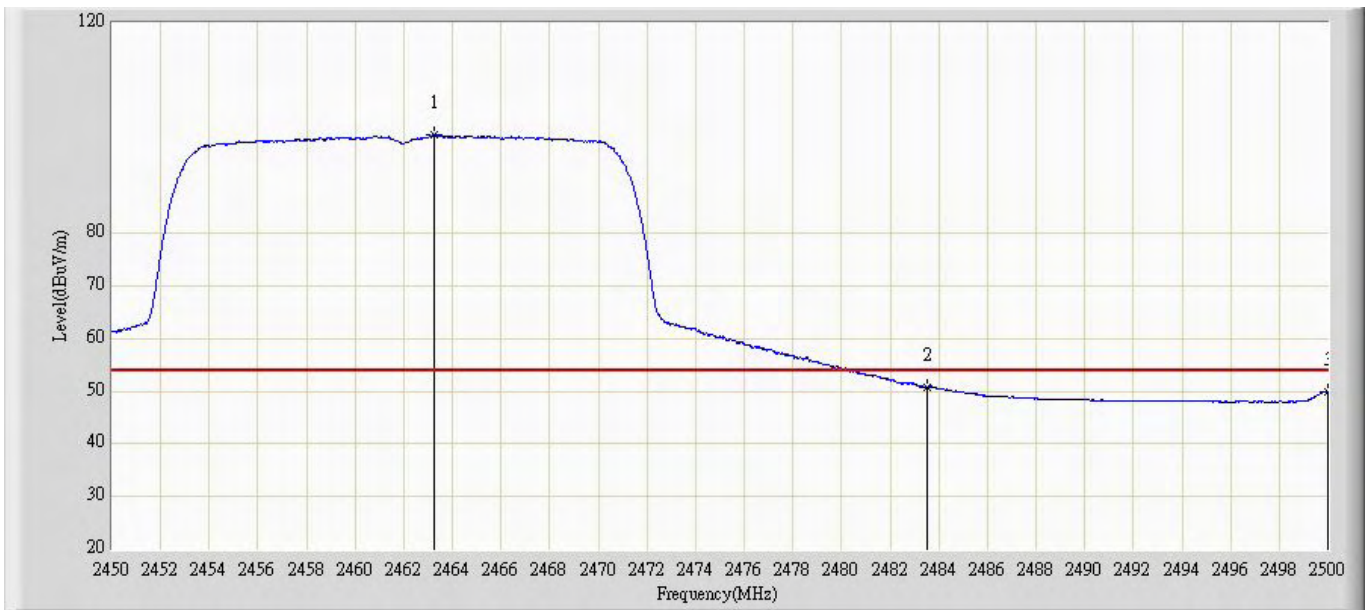
No	Mark	Frequency (MHz)	Measure Level (dBuV/m)	Reading Level (dBuV)	Over Limit (dB)	Limit (dBuV/m)	Factor (dB)	Type
1	*	2462.925	96.246	102.655	N/A	N/A	-6.410	AV
2		2483.500	49.936	56.342	-4.064	54.000	-6.406	AV
3		2500.000	50.204	56.649	-3.796	54.000	-6.445	AV

Profile: 113S025R-H3C	Page No.: 77
Engineer: Jack	
Site: AC5	Time: 2011/04/02 - 15:27
Limit: FCC_Part15.209_RE(3m)	Margin: 0
Probe: BBHA9120D_499(1-18GHz)	Polarity: Vertical
EUT: Wireless Lan Access Point	Power: AC 120V/60Hz
Note: Mode 3: Transmit at channel 2462MHz By 802.11n(20MHz) (Chain 001)	



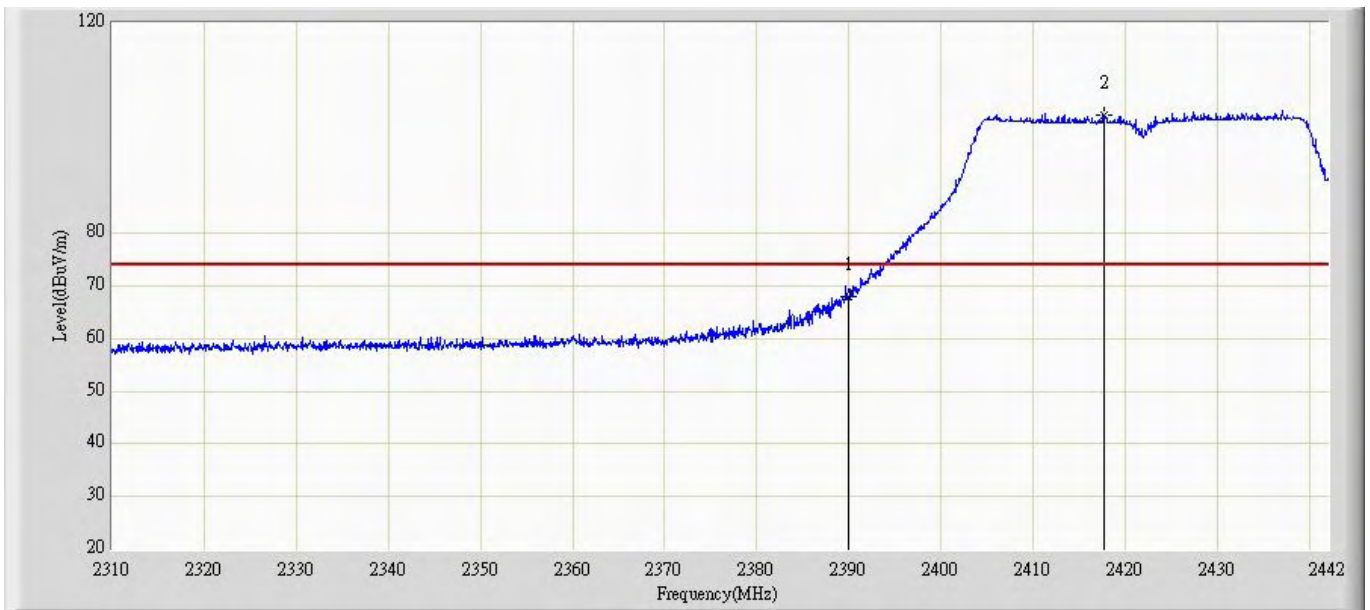
No	Mark	Frequency (MHz)	Measure Level (dBuV/m)	Reading Level (dBuV)	Over Limit (dB)	Limit (dBuV/m)	Factor (dB)	Type
1	*	2461.875	111.003	117.414	N/A	N/A	-6.411	PK
2		2483.500	66.685	73.091	-7.315	74.000	-6.406	PK

Profile: 113S025R-H3C	Page No.: 78
Engineer: Jack	
Site: AC5	Time: 2011/04/02 - 15:28
Limit: FCC_Part15.209_RE(3m)	Margin: 0
Probe: BBHA9120D_499(1-18GHz)	Polarity: Vertical
EUT: Wireless Lan Access Point	Power: AC 120V/60Hz
Note: Mode 3: Transmit at channel 2462MHz By 802.11n(20MHz) (Chain 001)	



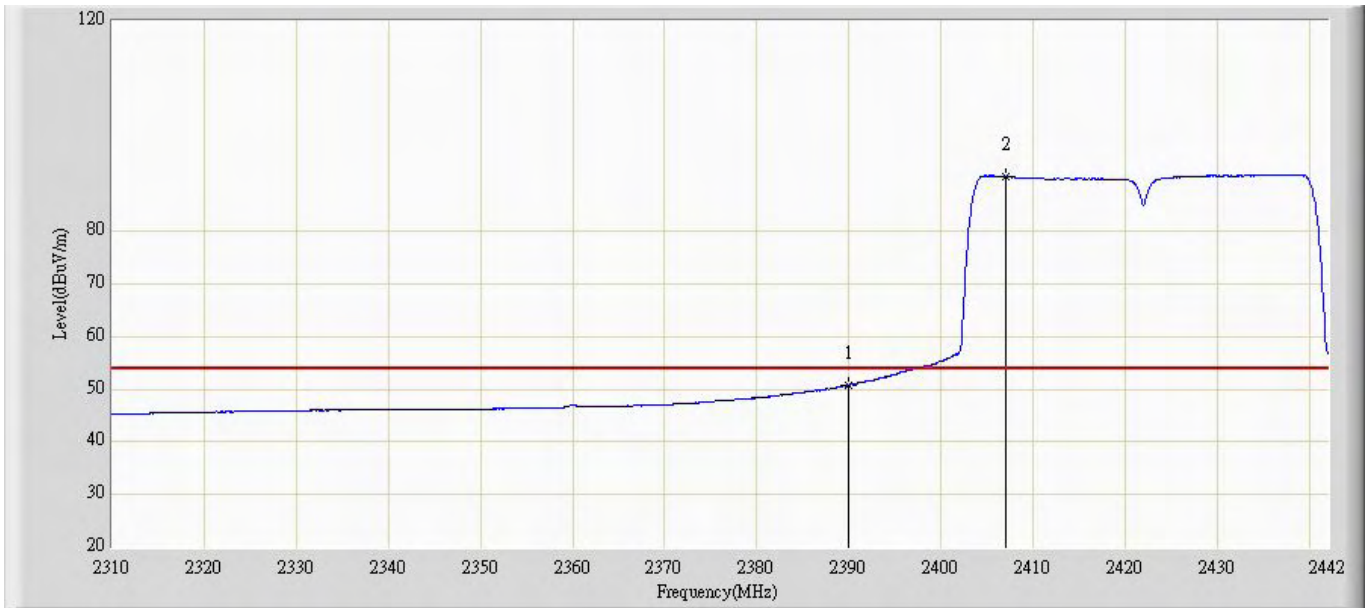
No	Mark	Frequency (MHz)	Measure Level (dBuV/m)	Reading Level (dBuV)	Over Limit (dB)	Limit (dBuV/m)	Factor (dB)	Type
1	*	2463.225	98.791	105.200	N/A	N/A	-6.409	AV
2		2483.500	50.788	57.194	-3.212	54.000	-6.406	AV
3		2500.000	49.957	56.402	-4.043	54.000	-6.445	AV

Profile: 113S025R-H3C	Page No.: 79
Engineer: Jack	
Site: AC5	Time: 2011/04/02 - 15:30
Limit: FCC_Part15.209_RE(3m)	Margin: 0
Probe: BBHA9120D_499(1-18GHz)	Polarity: Horizontal
EUT: Wireless Lan Access Point	Power: AC 120V/60Hz
Note: Mode 4: Transmit at channel 2422MHz By 802.11n(40MHz) (Chain 001)	



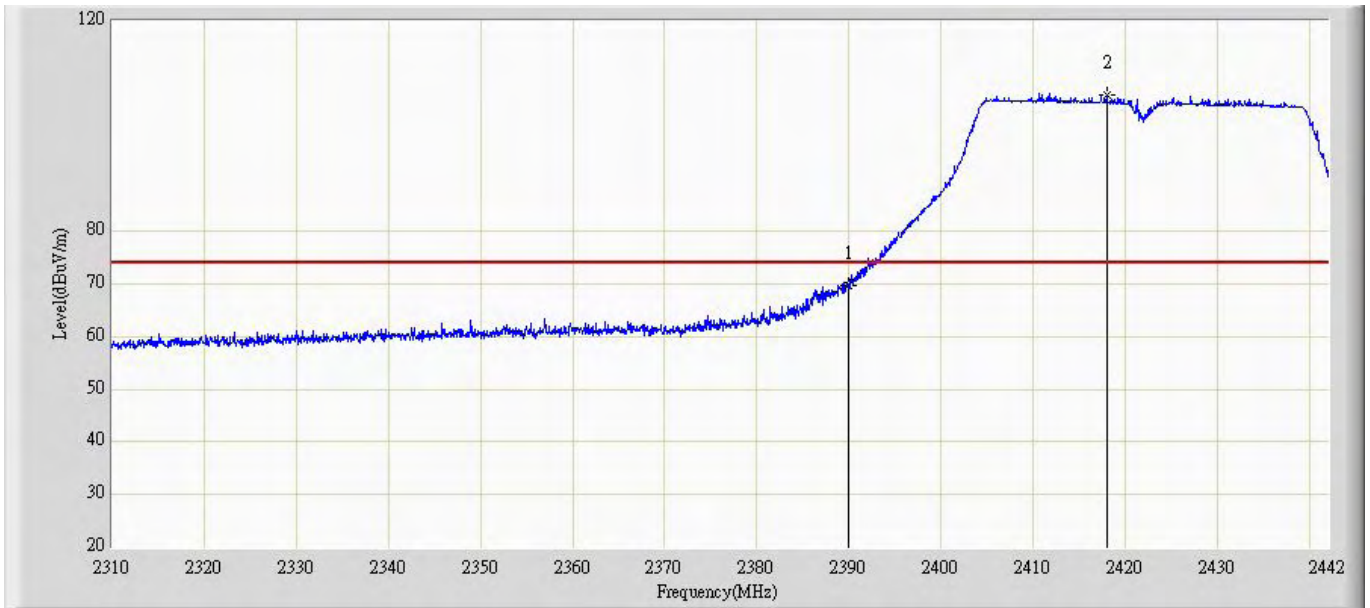
No	Mark	Frequency (MHz)	Measure Level (dBuV/m)	Reading Level (dBuV)	Over Limit (dB)	Limit (dBuV/m)	Factor (dB)	Type
1		2390.000	68.063	74.564	-5.937	74.000	-6.501	PK
2	*	2417.712	102.567	109.093	N/A	N/A	-6.526	PK

Profile: 113S025R-H3C	Page No.: 80
Engineer: Jack	
Site: AC5	Time: 2011/04/02 - 15:32
Limit: FCC_Part15.209_RE(3m)	Margin: 0
Probe: BBHA9120D_499(1-18GHz)	Polarity: Horizontal
EUT: Wireless Lan Access Point	Power: AC 120V/60Hz
Note: Mode 4: Transmit at channel 2422MHz By 802.11n(40MHz) (Chain 001)	



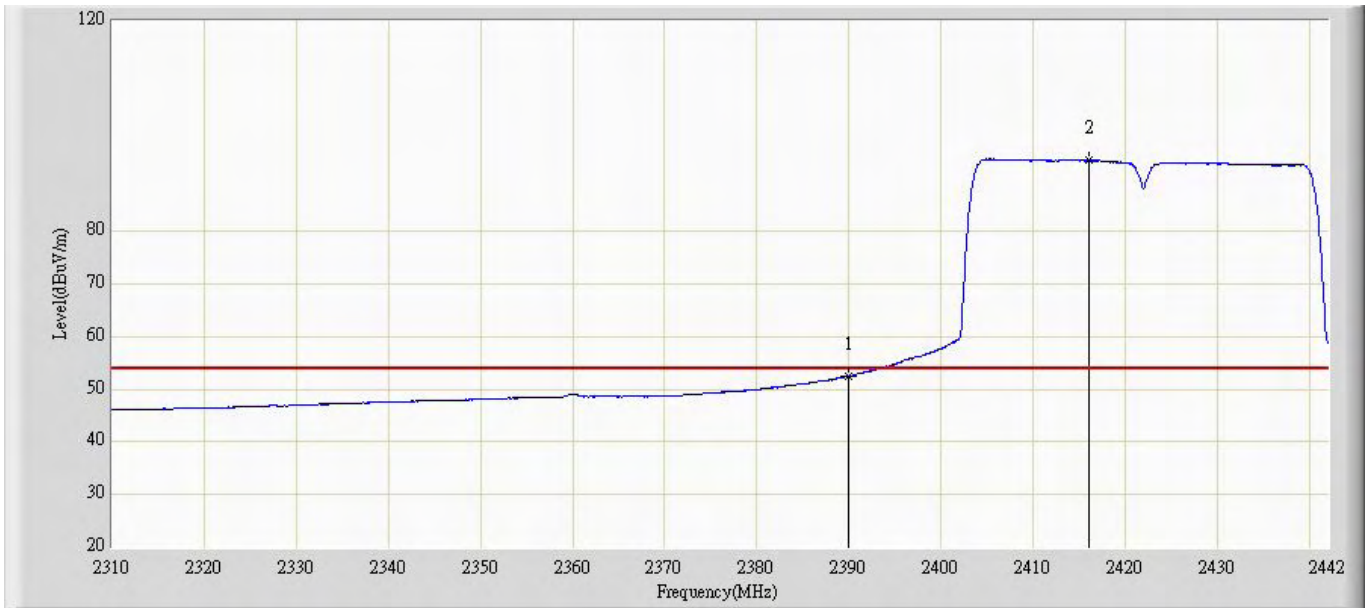
No	Mark	Frequency (MHz)	Measure Level (dBuV/m)	Reading Level (dBuV)	Over Limit (dB)	Limit (dBuV/m)	Factor (dB)	Type
1		2390.000	50.805	57.306	-3.195	54.000	-6.501	AV
2	*	2407.020	90.350	96.893	N/A	N/A	-6.543	AV

Profile: 113S025R-H3C	Page No.: 81
Engineer: Jack	
Site: AC5	Time: 2011/04/02 - 15:34
Limit: FCC_Part15.209_RE(3m)	Margin: 0
Probe: BBHA9120D_499(1-18GHz)	Polarity: Vertical
EUT: Wireless Lan Access Point	Power: AC 120V/60Hz
Note: Mode 4: Transmit at channel 2422MHz By 802.11n(40MHz) (Chain 001)	



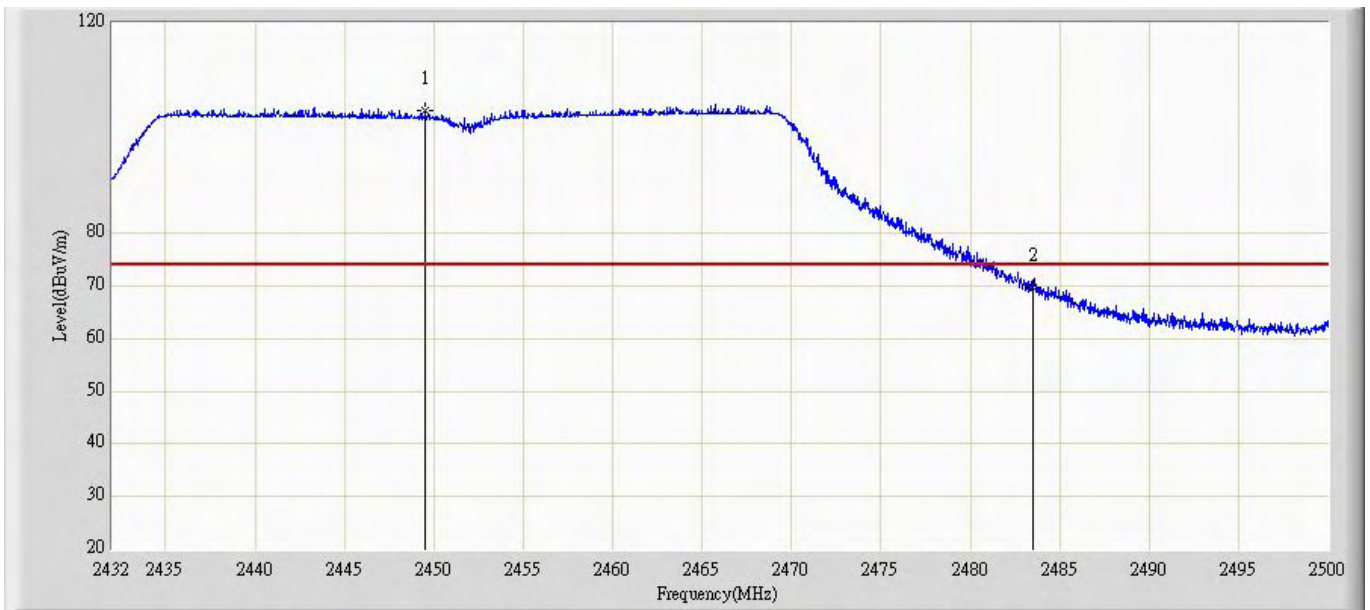
No	Mark	Frequency (MHz)	Measure Level (dBuV/m)	Reading Level (dBuV)	Over Limit (dB)	Limit (dBuV/m)	Factor (dB)	Type
1		2390.000	69.602	76.103	-4.398	74.000	-6.501	PK
2	*	2417.976	106.061	112.586	N/A	N/A	-6.526	PK

Profile: 113S025R-H3C	Page No.: 82
Engineer: Jack	
Site: AC5	Time: 2011/04/02 - 15:38
Limit: FCC_Part15.209_RE(3m)	Margin: 0
Probe: BBHA9120D_499(1-18GHz)	Polarity: Vertical
EUT: Wireless Lan Access Point	Power: AC 120V/60Hz
Note: Mode 4: Transmit at channel 2422MHz By 802.11n(40MHz) (Chain 001)	



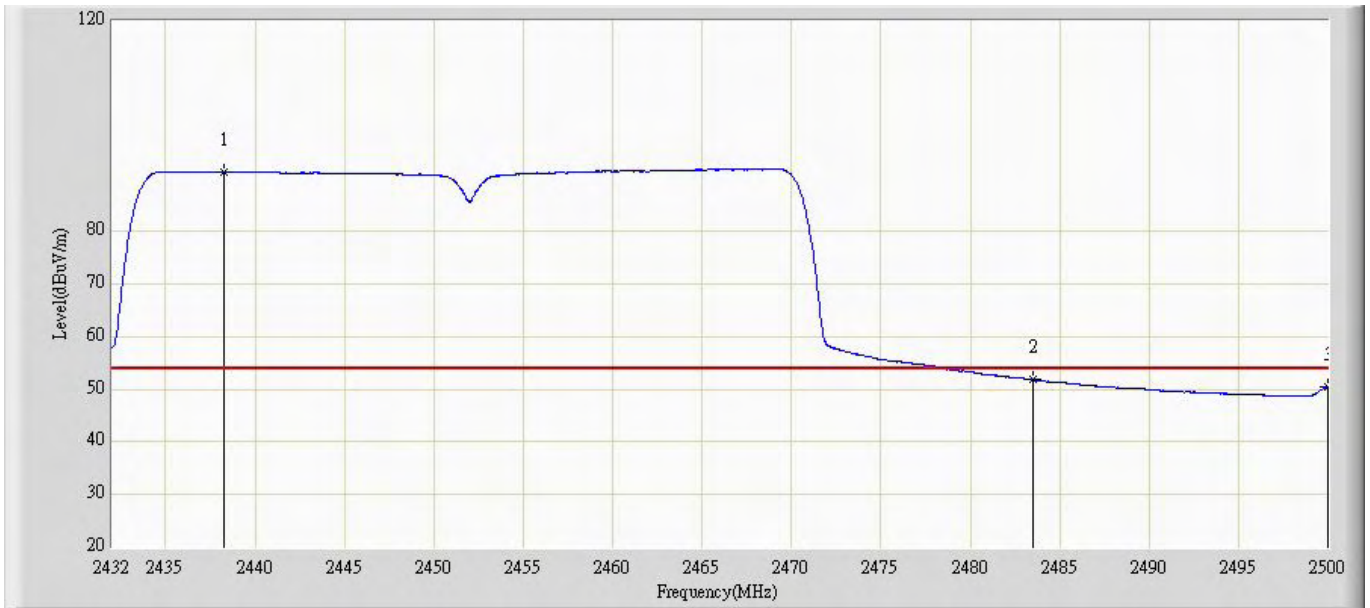
No	Mark	Frequency (MHz)	Measure Level (dBuV/m)	Reading Level (dBuV)	Over Limit (dB)	Limit (dBuV/m)	Factor (dB)	Type
1		2390.000	52.547	59.048	-1.453	54.000	-6.501	AV
2	*	2416.128	93.524	100.056	N/A	N/A	-6.532	AV

Profile: 113S025R-H3C	Page No.: 83
Engineer: Jack	
Site: AC5	Time: 2011/04/02 - 15:46
Limit: FCC_Part15.209_RE(3m)	Margin: 0
Probe: BBHA9120D_499(1-18GHz)	Polarity: Horizontal
EUT: Wireless Lan Access Point	Power: AC 120V/60Hz
Note: Mode 4: Transmit at channel 2452MHz By 802.11n(40MHz) (Chain 001)	



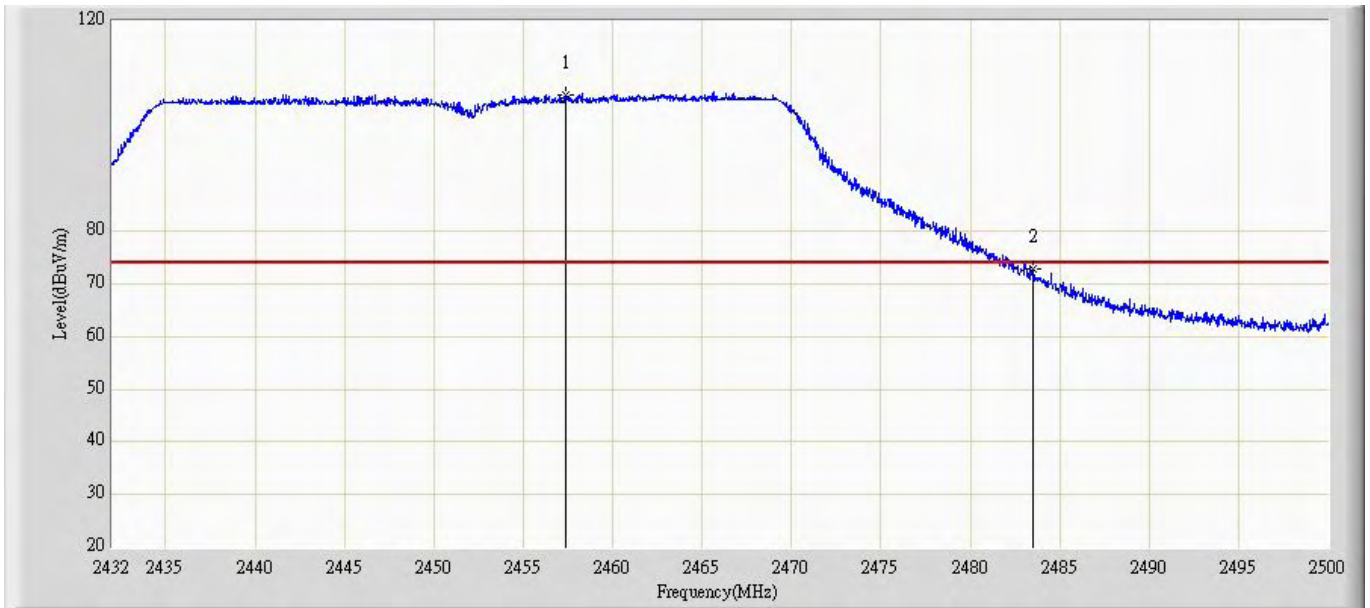
No	Mark	Frequency (MHz)	Measure Level (dBuV/m)	Reading Level (dBuV)	Over Limit (dB)	Limit (dBuV/m)	Factor (dB)	Type
1	*	2449.544	103.245	109.721	N/A	N/A	-6.476	PK
2		2483.500	69.646	76.052	-4.354	74.000	-6.406	PK

Profile: 113S025R-H3C	Page No.: 84
Engineer: Jack	
Site: AC5	Time: 2011/04/02 - 15:47
Limit: FCC_Part15.209_RE(3m)	Margin: 0
Probe: BBHA9120D_499(1-18GHz)	Polarity: Horizontal
EUT: Wireless Lan Access Point	Power: AC 120V/60Hz
Note: Mode 4: Transmit at channel 2452MHz By 802.11n(40MHz) (Chain 001)	



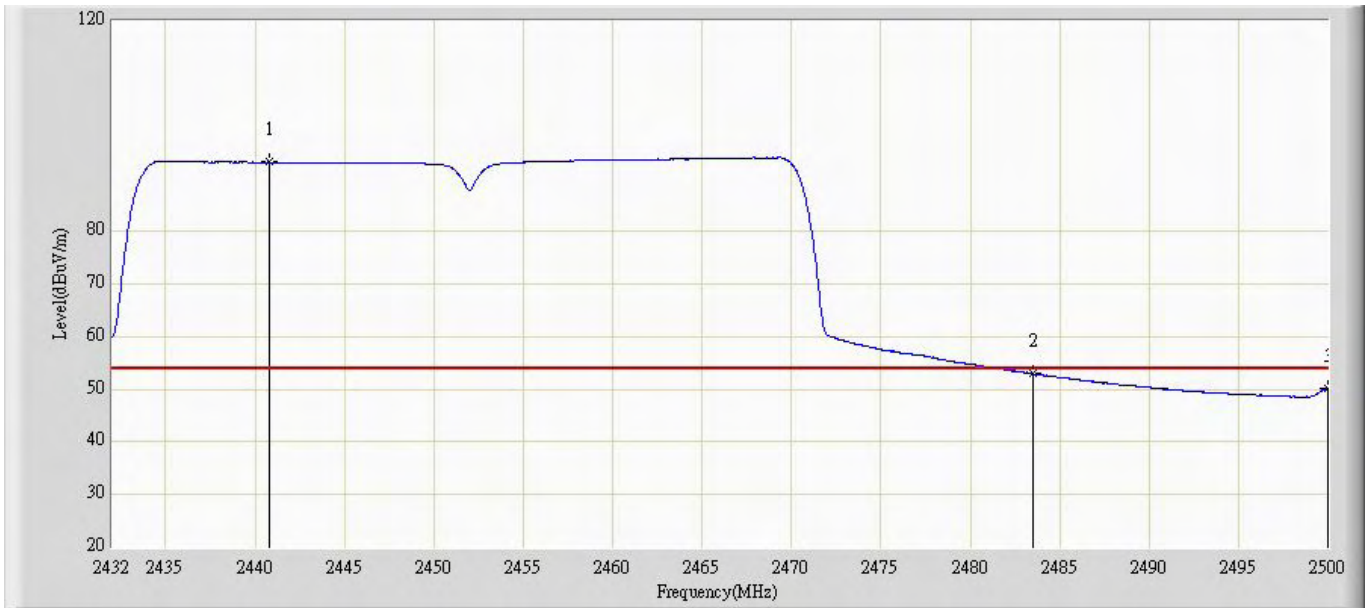
No	Mark	Frequency (MHz)	Measure Level (dBuV/m)	Reading Level (dBuV)	Over Limit (dB)	Limit (dBuV/m)	Factor (dB)	Type
1	*	2438.256	91.314	97.810	N/A	N/A	-6.496	AV
2		2483.500	51.806	58.212	-2.194	54.000	-6.406	AV
3		2500.000	50.388	56.833	-3.612	54.000	-6.445	AV

Profile: 113S025R-H3C	Page No.: 85
Engineer: Jack	
Site: AC5	Time: 2011/04/02 - 15:48
Limit: FCC_Part15.209_RE(3m)	Margin: 0
Probe: BBHA9120D_499(1-18GHz)	Polarity: Vertical
EUT: Wireless Lan Access Point	Power: AC 120V/60Hz
Note: Mode 4: Transmit at channel 2452MHz By 802.11n(40MHz) (Chain 001)	



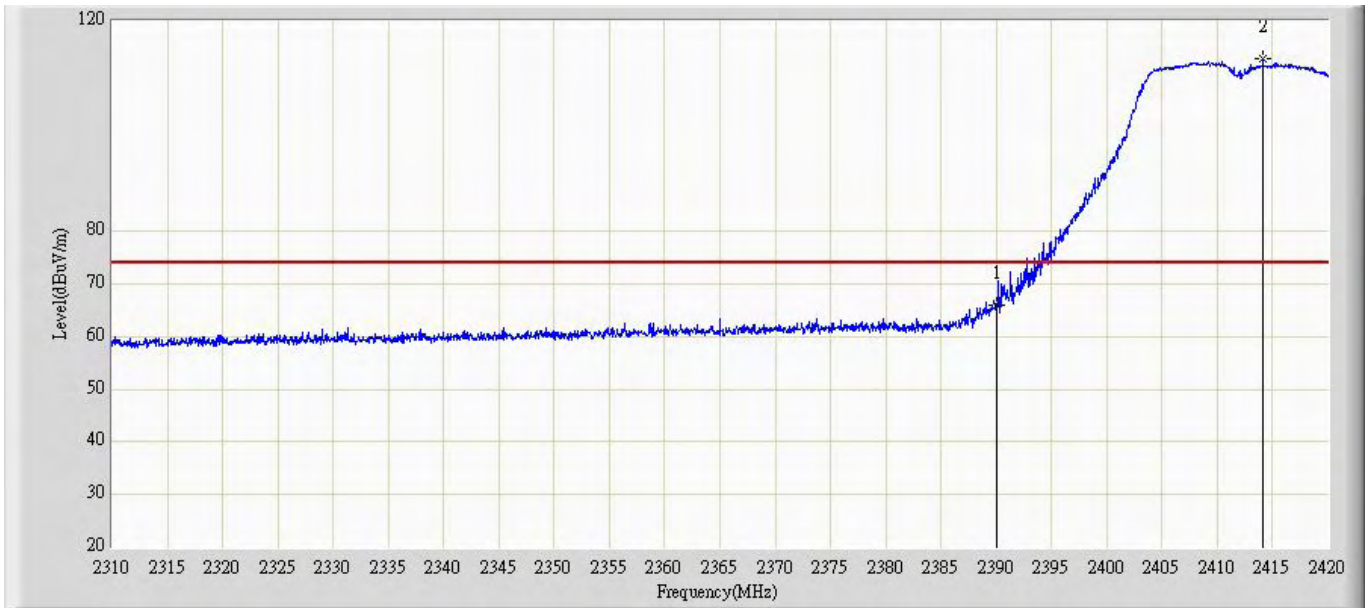
No	Mark	Frequency (MHz)	Measure Level (dBuV/m)	Reading Level (dBuV)	Over Limit (dB)	Limit (dBuV/m)	Factor (dB)	Type
1	*	2457.398	105.929	112.363	N/A	N/A	-6.434	PK
2		2483.500	72.748	79.154	-1.252	74.000	-6.406	PK

Profile: 113S025R-H3C	Page No.: 86
Engineer: Jack	
Site: AC5	Time: 2011/04/02 - 15:49
Limit: FCC_Part15.209_RE(3m)	Margin: 0
Probe: BBHA9120D_499(1-18GHz)	Polarity: Vertical
EUT: Wireless Lan Access Point	Power: AC 120V/60Hz
Note: Mode 4: Transmit at channel 2452MHz By 802.11n(40MHz) (Chain 001)	



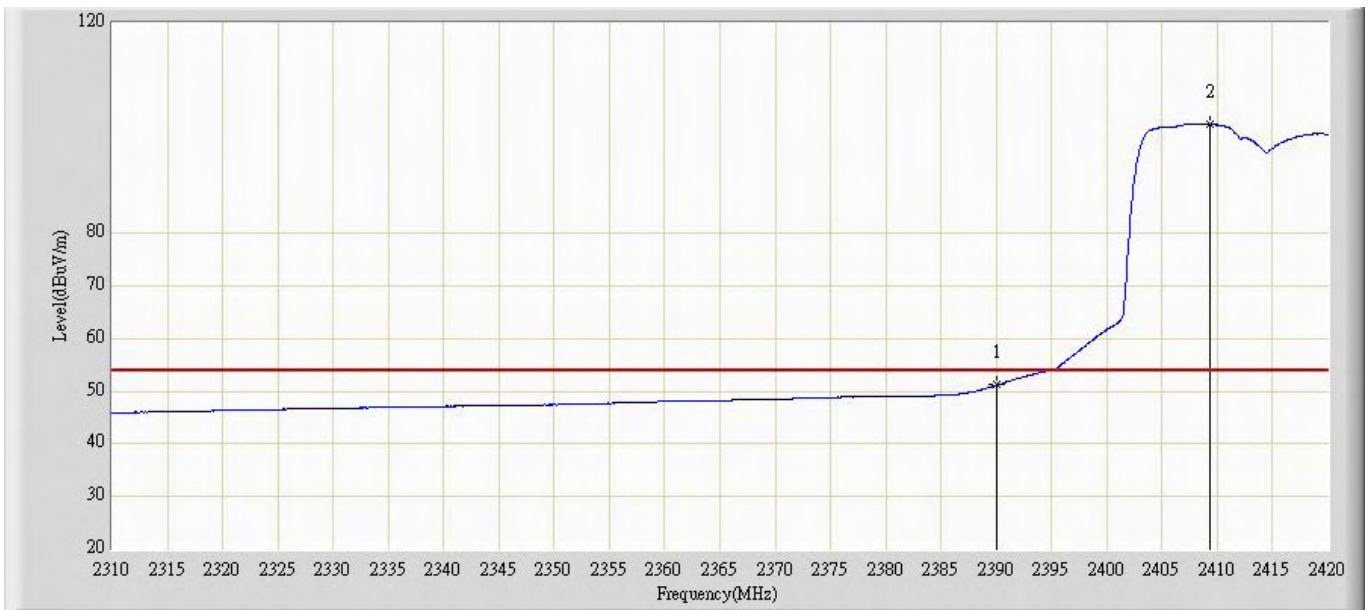
No	Mark	Frequency (MHz)	Measure Level (dBuV/m)	Reading Level (dBuV)	Over Limit (dB)	Limit (dBuV/m)	Factor (dB)	Type
1	*	2440.772	93.137	99.635	N/A	N/A	-6.498	AV
2		2483.500	52.963	59.369	-1.037	54.000	-6.406	AV
3		2500.000	50.169	56.614	-3.831	54.000	-6.445	AV

Profile: 113S025R-H3C	Page No.: 87
Engineer: Jack	
Site: AC5	Time: 2011/04/02 - 15:52
Limit: FCC_Part15.209_RE(3m)	Margin: 0
Probe: BBHA9120D_499(1-18GHz)	Polarity: Horizontal
EUT: Wireless Lan Access Point	Power: AC 120V/60Hz
Note: Mode 3: Transmit at channel 2412MHz By 802.11n(20MHz) (Chain 101)	



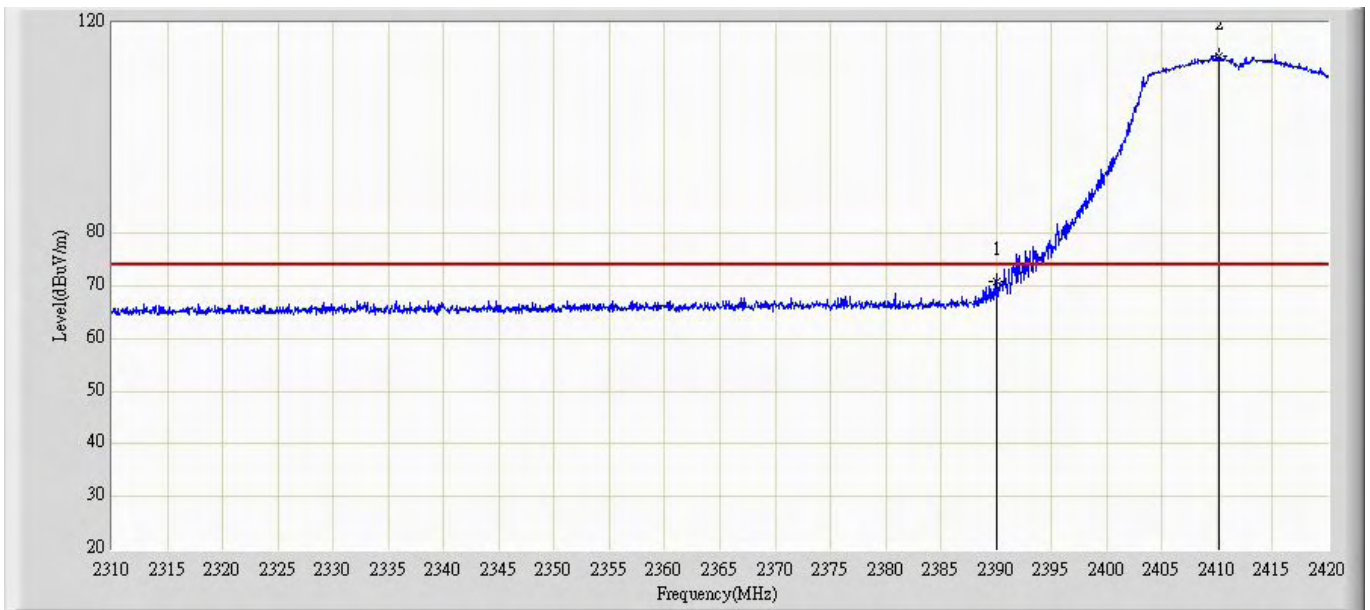
No	Mark	Frequency (MHz)	Measure Level (dBuV/m)	Reading Level (dBuV)	Over Limit (dB)	Limit (dBuV/m)	Factor (dB)	Type
1		2390.000	65.842	72.343	-8.158	74.000	-6.501	PK
2	*	2414.115	112.772	119.311	N/A	N/A	-6.540	PK

Profile: 113S025R-H3C	Page No.: 88
Engineer: Jack	
Site: AC5	Time: 2011/04/02 - 15:55
Limit: FCC_Part15.209_RE(3m)	Margin: 0
Probe: BBHA9120D_499(1-18GHz)	Polarity: Horizontal
EUT: Wireless Lan Access Point	Power: AC 120V/60Hz
Note: Mode 3: Transmit at channel 2412MHz By 802.11n(20MHz) (Chain 101)	



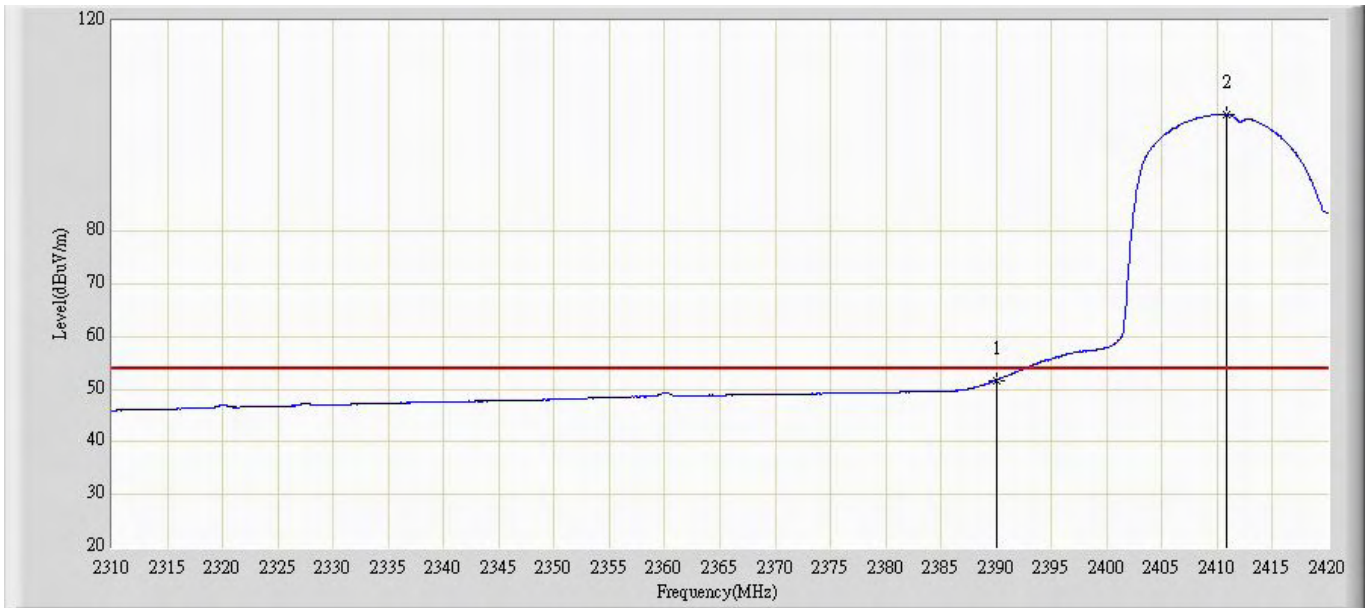
No	Mark	Frequency (MHz)	Measure Level (dBuV/m)	Reading Level (dBuV)	Over Limit (dB)	Limit (dBuV/m)	Factor (dB)	Type
1		2390.000	51.187	57.688	-2.813	54.000	-6.501	AV
2	*	2409.275	100.840	107.387	N/A	N/A	-6.547	AV

Profile: 113S025R-H3C	Page No.: 89
Engineer: Jack	
Site: AC5	Time: 2011/04/02 - 15:57
Limit: FCC_Part15.209_RE(3m)	Margin: 0
Probe: BBHA9120D_499(1-18GHz)	Polarity: Vertical
EUT: Wireless Lan Access Point	Power: AC 120V/60Hz
Note: Mode 3: Transmit at channel 2412MHz By 802.11n(20MHz) (Chain 101)	



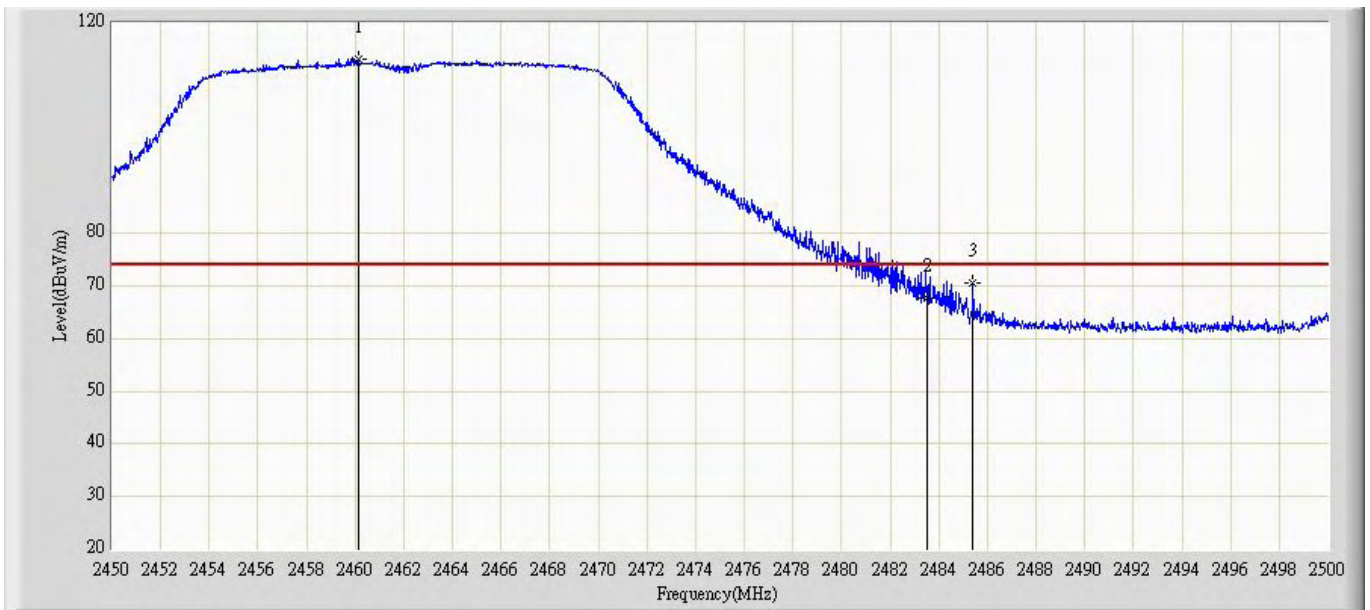
No	Mark	Frequency (MHz)	Measure Level (dBuV/m)	Reading Level (dBuV)	Over Limit (dB)	Limit (dBuV/m)	Factor (dB)	Type
1		2390.000	70.820	77.321	-3.180	74.000	-6.501	PK
2	*	2410.210	113.741	120.290	N/A	N/A	-6.549	PK

Profile: 113S025R-H3C	Page No.: 90
Engineer: Jack	
Site: AC5	Time: 2011/04/02 - 15:59
Limit: FCC_Part15.209_RE(3m)	Margin: 0
Probe: BBHA9120D_499(1-18GHz)	Polarity: Vertical
EUT: Wireless Lan Access Point	Power: AC 120V/60Hz
Note: Mode 3: Transmit at channel 2412MHz By 802.11n(20MHz) (Chain 101)	



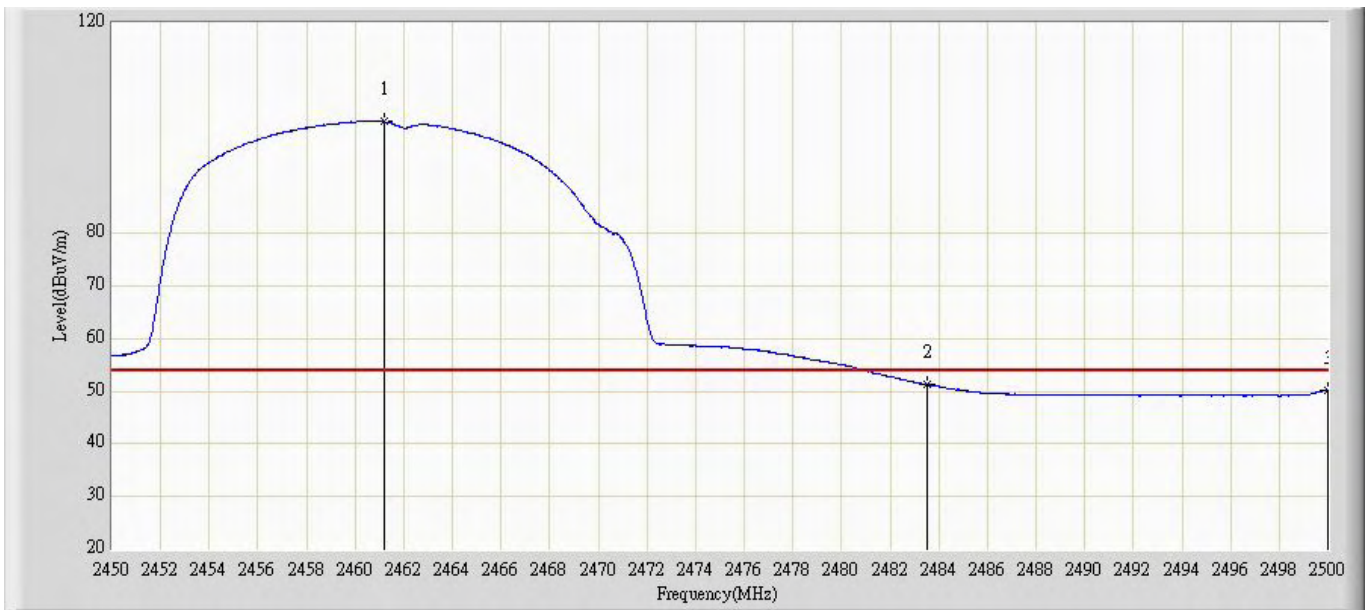
No	Mark	Frequency (MHz)	Measure Level (dBuV/m)	Reading Level (dBuV)	Over Limit (dB)	Limit (dBuV/m)	Factor (dB)	Type
1		2390.000	51.742	58.243	-2.258	54.000	-6.501	AV
2	*	2410.815	102.265	108.815	N/A	N/A	-6.550	AV

Profile: 113S025R-H3C	Page No.: 91
Engineer: Jack	
Site: AC5	Time: 2011/04/02 - 16:09
Limit: FCC_Part15.209_RE(3m)	Margin: 0
Probe: BBHA9120D_499(1-18GHz)	Polarity: Horizontal
EUT: Wireless Lan Access Point	Power: AC 120V/60Hz
Note: Mode 3: Transmit at channel 2462MHz By 802.11n(20MHz) (Chain 101)	



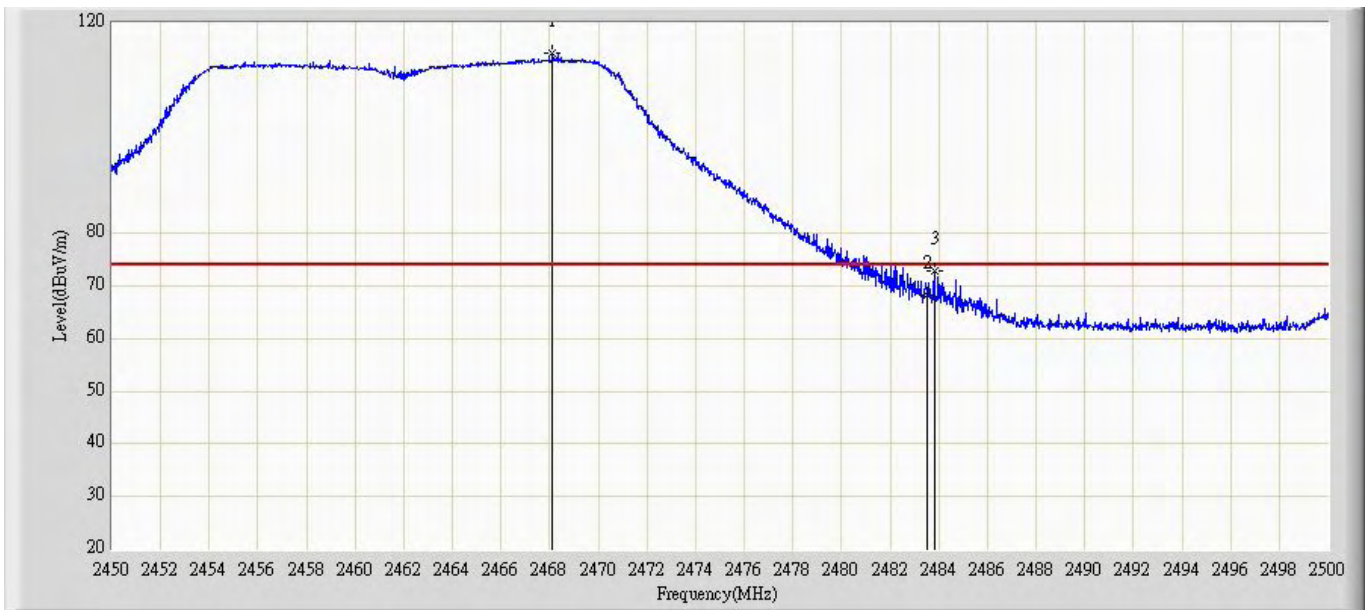
No	Mark	Frequency (MHz)	Measure Level (dBuV/m)	Reading Level (dBuV)	Over Limit (dB)	Limit (dBuV/m)	Factor (dB)	Type
1	*	2460.125	113.064	119.484	N/A	N/A	-6.420	PK
2		2483.500	67.725	74.131	-6.275	74.000	-6.406	PK
3		2485.400	70.617	77.030	-3.383	74.000	-6.413	PK

Profile: 113S025R-H3C	Page No.: 92
Engineer: Jack	
Site: AC5	Time: 2011/04/02 - 16:11
Limit: FCC_Part15.209_RE(3m)	Margin: 0
Probe: BBHA9120D_499(1-18GHz)	Polarity: Horizontal
EUT: Wireless Lan Access Point	Power: AC 120V/60Hz
Note: Mode 3: Transmit at channel 2462MHz By 802.11n(20MHz) (Chain 101)	



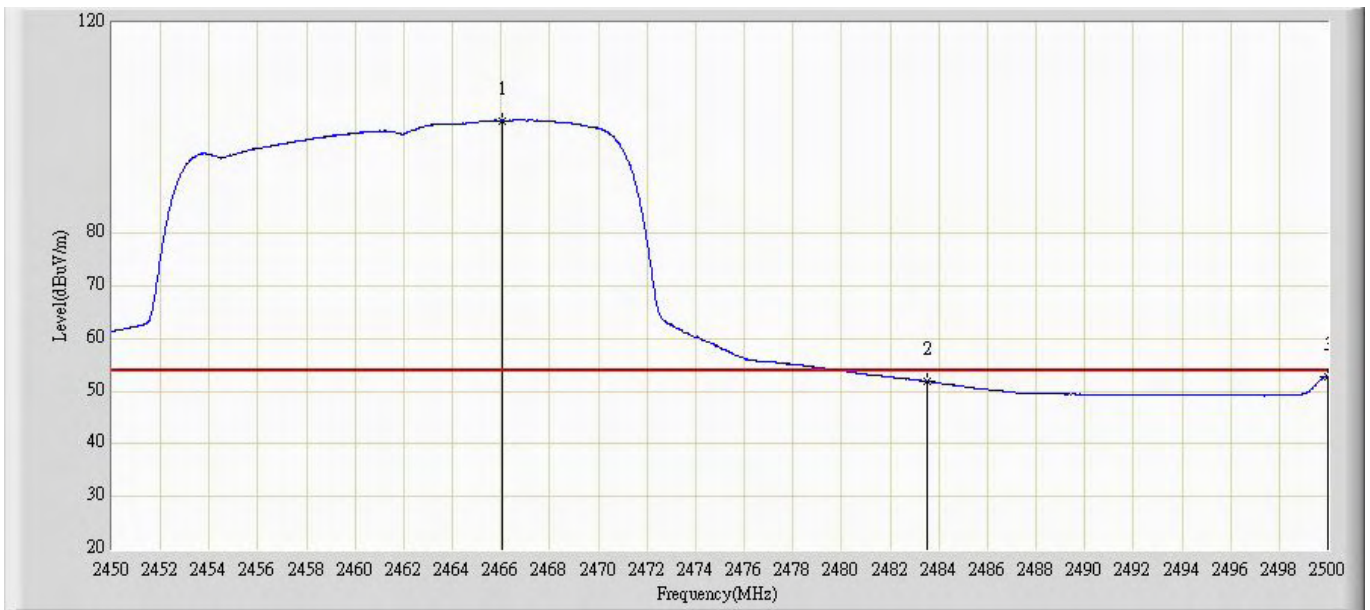
No	Mark	Frequency (MHz)	Measure Level (dBuV/m)	Reading Level (dBuV)	Over Limit (dB)	Limit (dBuV/m)	Factor (dB)	Type
1	*	2461.175	101.275	107.689	N/A	N/A	-6.414	AV
2		2483.500	51.224	57.630	-2.776	54.000	-6.406	AV
3		2500.000	50.181	56.626	-3.819	54.000	-6.445	AV

Profile: 113S025R-H3C	Page No.: 93
Engineer: Jack	
Site: AC5	Time: 2011/04/02 - 16:13
Limit: FCC_Part15.209_RE(3m)	Margin: 0
Probe: BBHA9120D_499(1-18GHz)	Polarity: Vertical
EUT: Wireless Lan Access Point	Power: AC 120V/60Hz
Note: Mode 3: Transmit at channel 2462MHz By 802.11n(20MHz) (Chain 101)	



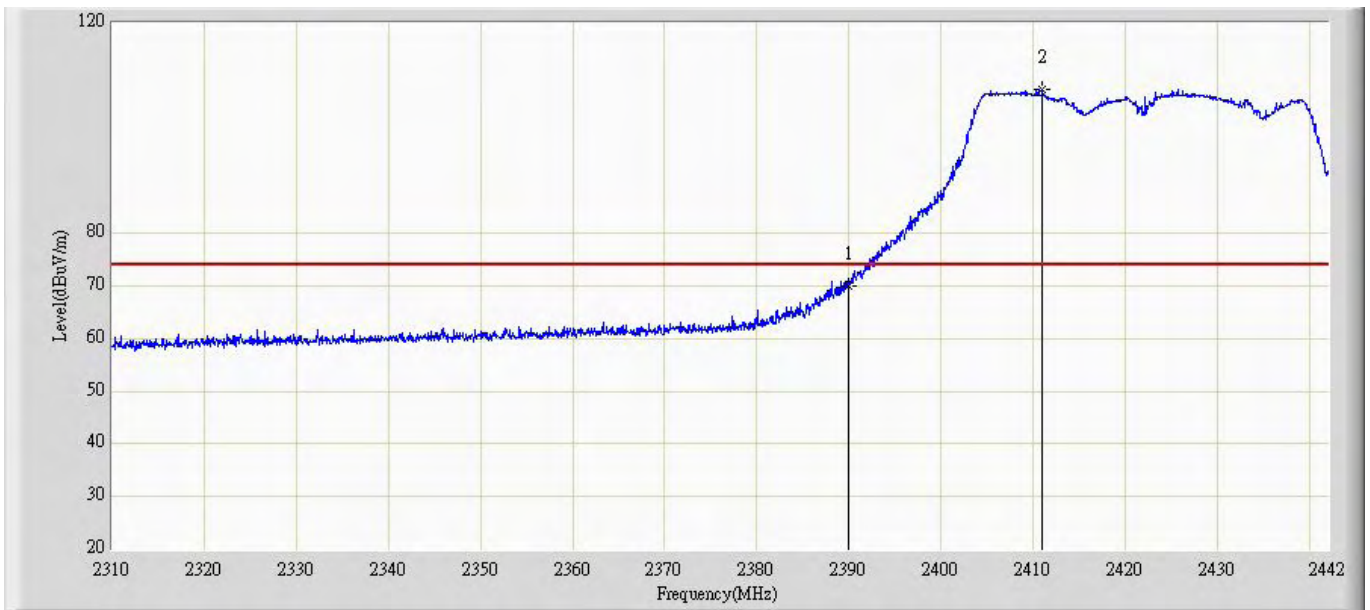
No	Mark	Frequency (MHz)	Measure Level (dBuV/m)	Reading Level (dBuV)	Over Limit (dB)	Limit (dBuV/m)	Factor (dB)	Type
1	*	2468.125	114.306	120.709	N/A	N/A	-6.404	PK
2		2483.500	68.182	74.588	-5.818	74.000	-6.406	PK
3		2483.800	72.768	79.175	-1.232	74.000	-6.407	PK

Profile: 113S025R-H3C	Page No.: 94
Engineer: Jack	
Site: AC5	Time: 2011/04/02 - 16:15
Limit: FCC_Part15.209_RE(3m)	Margin: 0
Probe: BBHA9120D_499(1-18GHz)	Polarity: Vertical
EUT: Wireless Lan Access Point	Power: AC 120V/60Hz
Note: Mode 3: Transmit at channel 2462MHz By 802.11n(20MHz) (Chain 101)	



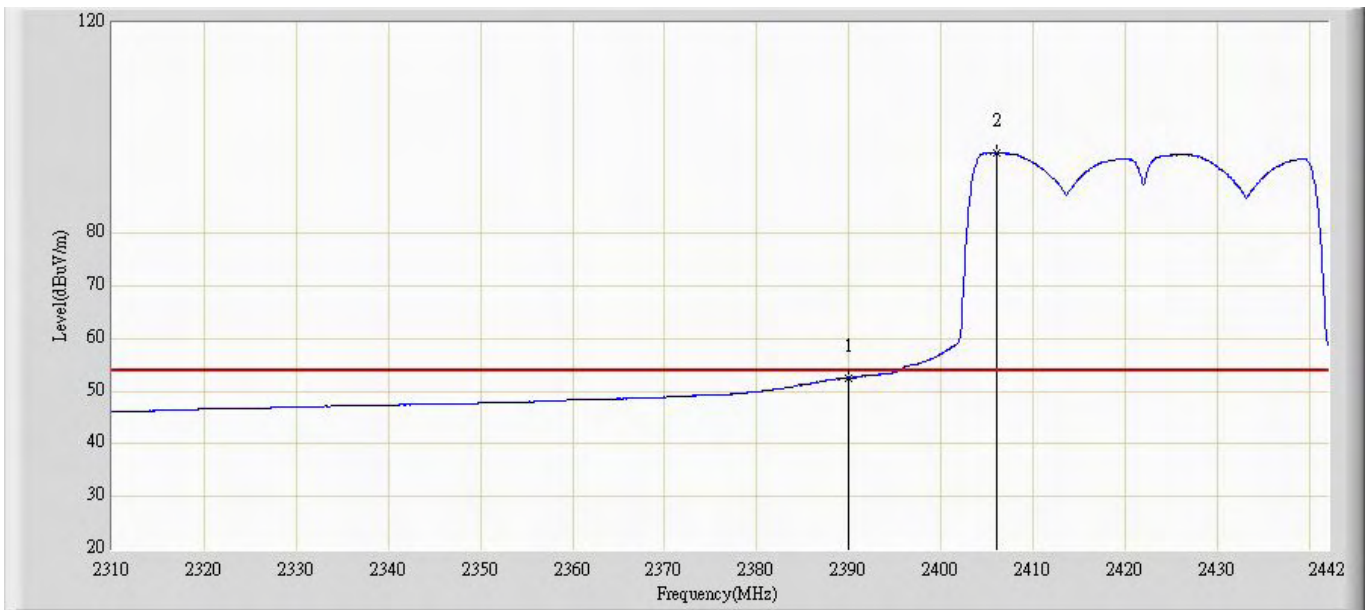
No	Mark	Frequency (MHz)	Measure Level (dBuV/m)	Reading Level (dBuV)	Over Limit (dB)	Limit (dBuV/m)	Factor (dB)	Type
1	*	2466.025	101.437	107.842	N/A	N/A	-6.405	AV
2		2483.500	51.893	58.299	-2.107	54.000	-6.406	AV
3		2500.000	52.855	59.300	-1.145	54.000	-6.445	AV

Profile: 113S025R-H3C	Page No.: 95
Engineer: Jack	
Site: AC5	Time: 2011/04/02 - 16:22
Limit: FCC_Part15.209_RE(3m)	Margin: 0
Probe: BBHA9120D_499(1-18GHz)	Polarity: Horizontal
EUT: Wireless Lan Access Point	Power: AC 120V/60Hz
Note: Mode 4: Transmit at channel 2422MHz By 802.11n(20MHz) (Chain 101)	



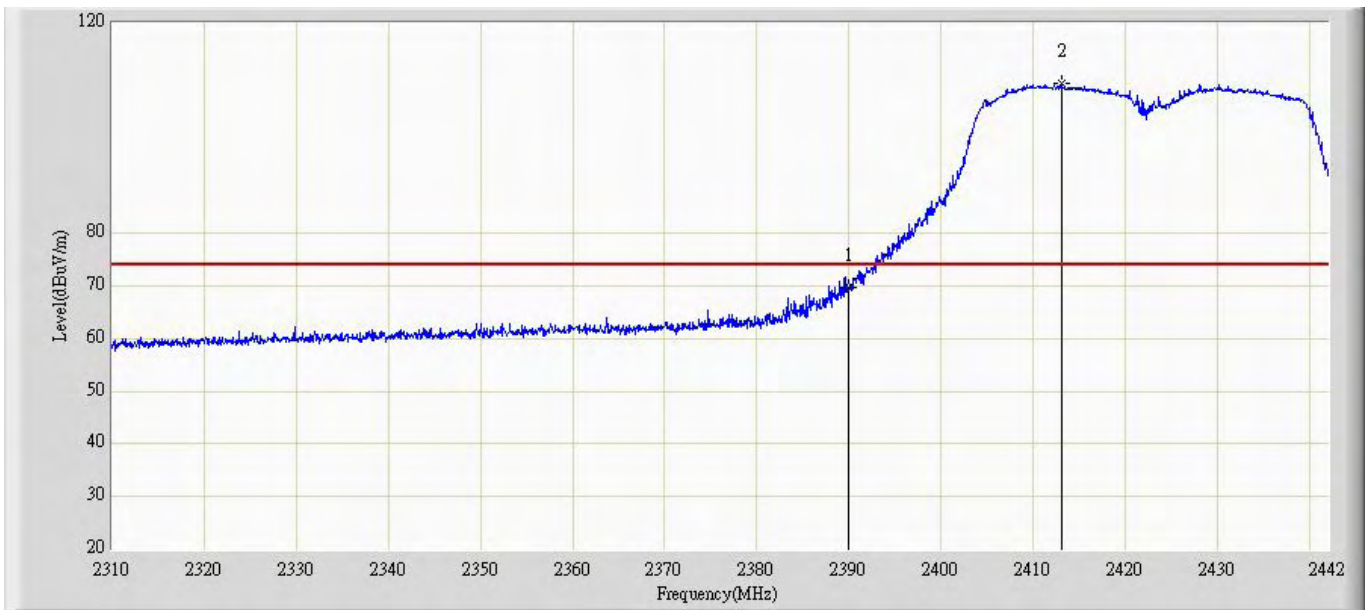
No	Mark	Frequency (MHz)	Measure Level (dBuV/m)	Reading Level (dBuV)	Over Limit (dB)	Limit (dBuV/m)	Factor (dB)	Type
1		2390.000	69.866	76.367	-4.134	74.000	-6.501	PK
2	*	2411.046	107.341	113.891	N/A	N/A	-6.550	PK

Profile: 113S025R-H3C	Page No.: 96
Engineer: Jack	
Site: AC5	Time: 2011/04/02 - 16:26
Limit: FCC_Part15.209_RE(3m)	Margin: 0
Probe: BBHA9120D_499(1-18GHz)	Polarity: Horizontal
EUT: Wireless Lan Access Point	Power: AC 120V/60Hz
Note: Mode 4: Transmit at channel 2422MHz By 802.11n(20MHz) (Chain 101)	



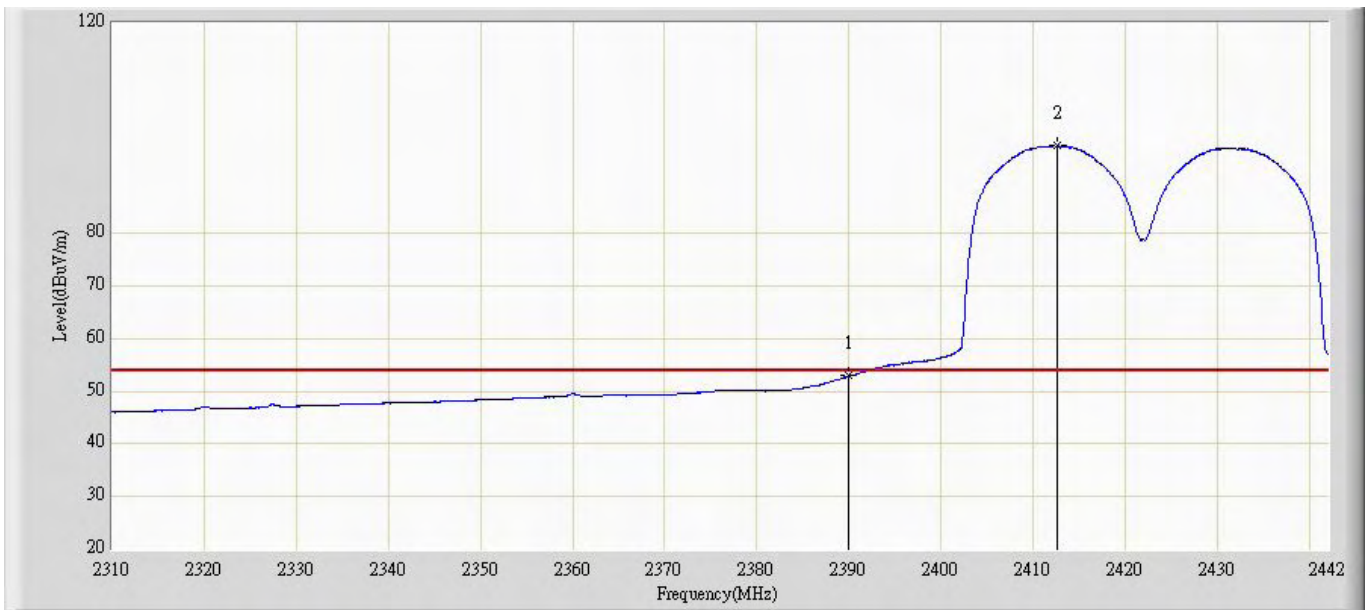
No	Mark	Frequency (MHz)	Measure Level (dBuV/m)	Reading Level (dBuV)	Over Limit (dB)	Limit (dBuV/m)	Factor (dB)	Type
1		2390.000	52.603	59.104	-1.397	54.000	-6.501	AV
2	*	2405.964	95.325	101.866	N/A	N/A	-6.541	AV

Profile: 113S025R-H3C	Page No.: 97
Engineer: Jack	
Site: AC5	Time: 2011/04/02 - 16:30
Limit: FCC_Part15.209_RE(3m)	Margin: 0
Probe: BBHA9120D_499(1-18GHz)	Polarity: Vertical
EUT: Wireless Lan Access Point	Power: AC 120V/60Hz
Note: Mode 4: Transmit at channel 2422MHz By 802.11n(20MHz) (Chain 101)	



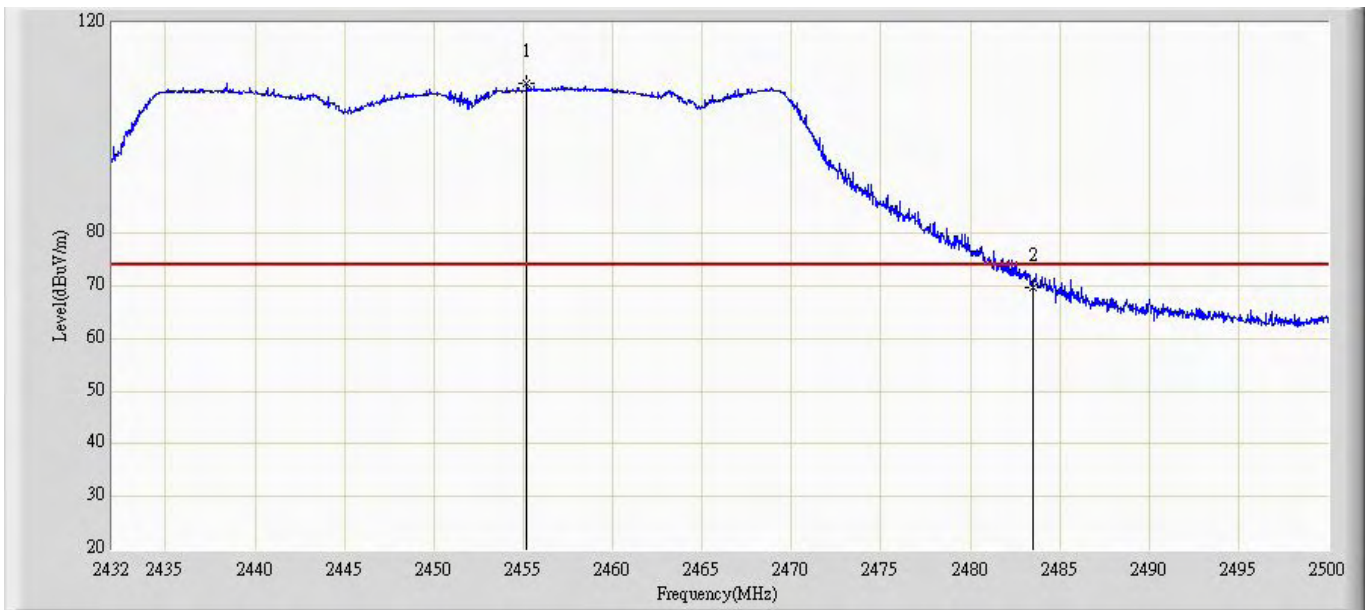
No	Mark	Frequency (MHz)	Measure Level (dBuV/m)	Reading Level (dBuV)	Over Limit (dB)	Limit (dBuV/m)	Factor (dB)	Type
1		2390.000	69.651	76.152	-4.349	74.000	-6.501	PK
2	*	2413.092	108.563	115.106	N/A	N/A	-6.542	PK

Profile: 113S025R-H3C	Page No.: 98
Engineer: Jack	
Site: AC5	Time: 2011/04/02 - 16:31
Limit: FCC_Part15.209_RE(3m)	Margin: 0
Probe: BBHA9120D_499(1-18GHz)	Polarity: Vertical
EUT: Wireless Lan Access Point	Power: AC 120V/60Hz
Note: Mode 4: Transmit at channel 2422MHz By 802.11n(20MHz) (Chain 101)	



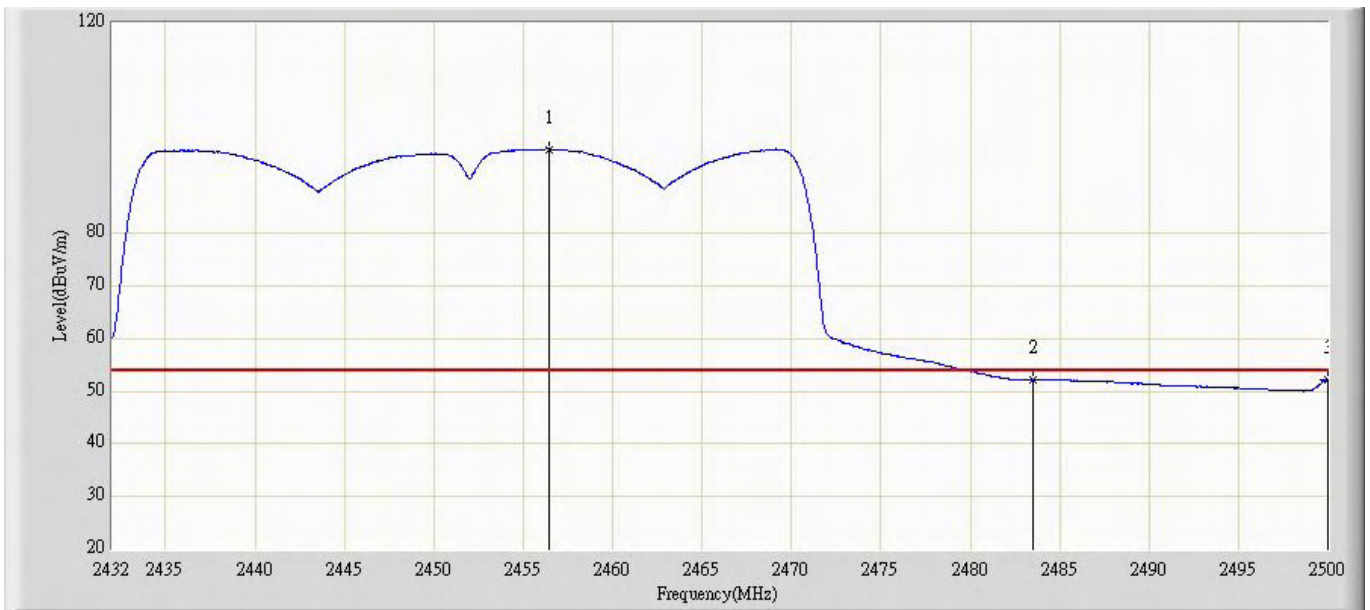
No	Mark	Frequency (MHz)	Measure Level (dBuV/m)	Reading Level (dBuV)	Over Limit (dB)	Limit (dBuV/m)	Factor (dB)	Type
1		2390.000	52.907	59.408	-1.093	54.000	-6.501	AV
2	*	2412.630	96.630	103.174	N/A	N/A	-6.544	AV

Profile: 113S025R-H3C	Page No.: 99
Engineer: Jack	
Site: AC5	Time: 2011/04/02 - 16:34
Limit: FCC_Part15.209_RE(3m)	Margin: 0
Probe: BBHA9120D_499(1-18GHz)	Polarity: Horizontal
EUT: Wireless Lan Access Point	Power: AC 120V/60Hz
Note: Mode 4: Transmit at channel 2452MHz By 802.11n(20MHz) (Chain 101)	



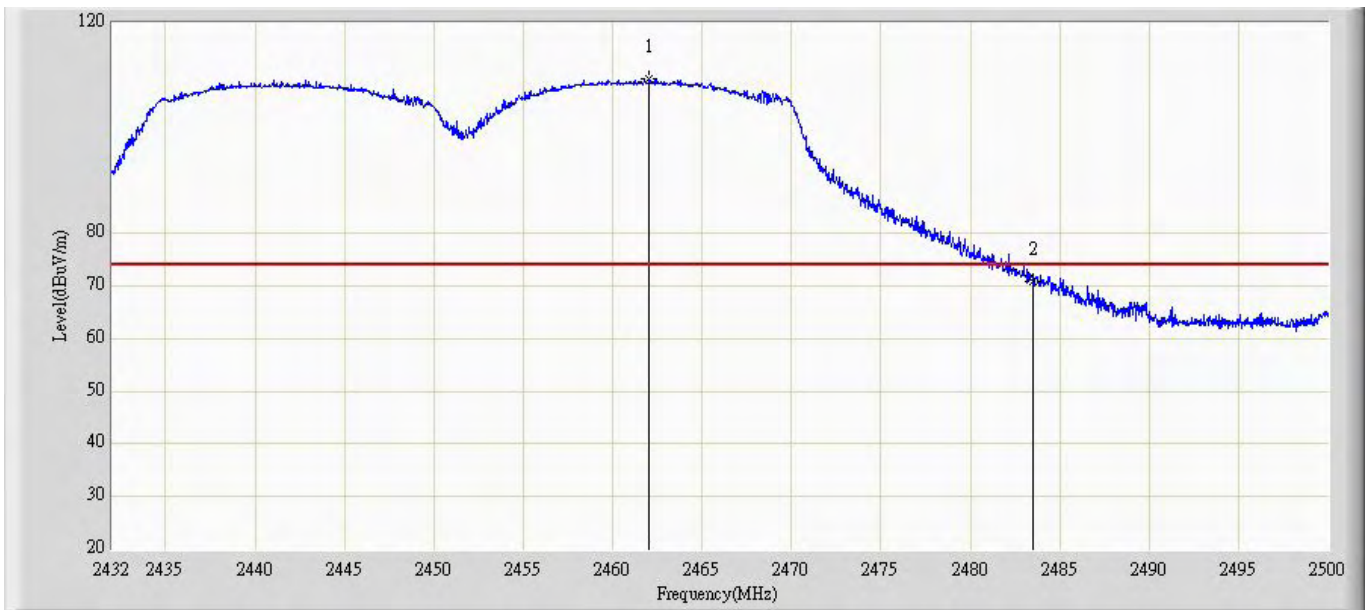
No	Mark	Frequency (MHz)	Measure Level (dBuV/m)	Reading Level (dBuV)	Over Limit (dB)	Limit (dBuV/m)	Factor (dB)	Type
1	*	2455.188	108.373	114.819	N/A	N/A	-6.446	PK
2		2483.500	69.832	76.238	-4.168	74.000	-6.406	PK

Profile: 113S025R-H3C	Page No.: 100
Engineer: Jack	
Site: AC5	Time: 2011/04/02 - 16:35
Limit: FCC_Part15.209_RE(3m)	Margin: 0
Probe: BBHA9120D_499(1-18GHz)	Polarity: Horizontal
EUT: Wireless Lan Access Point	Power: AC 120V/60Hz
Note: Mode 4: Transmit at channel 2452MHz By 802.11n(20MHz) (Chain 101)	



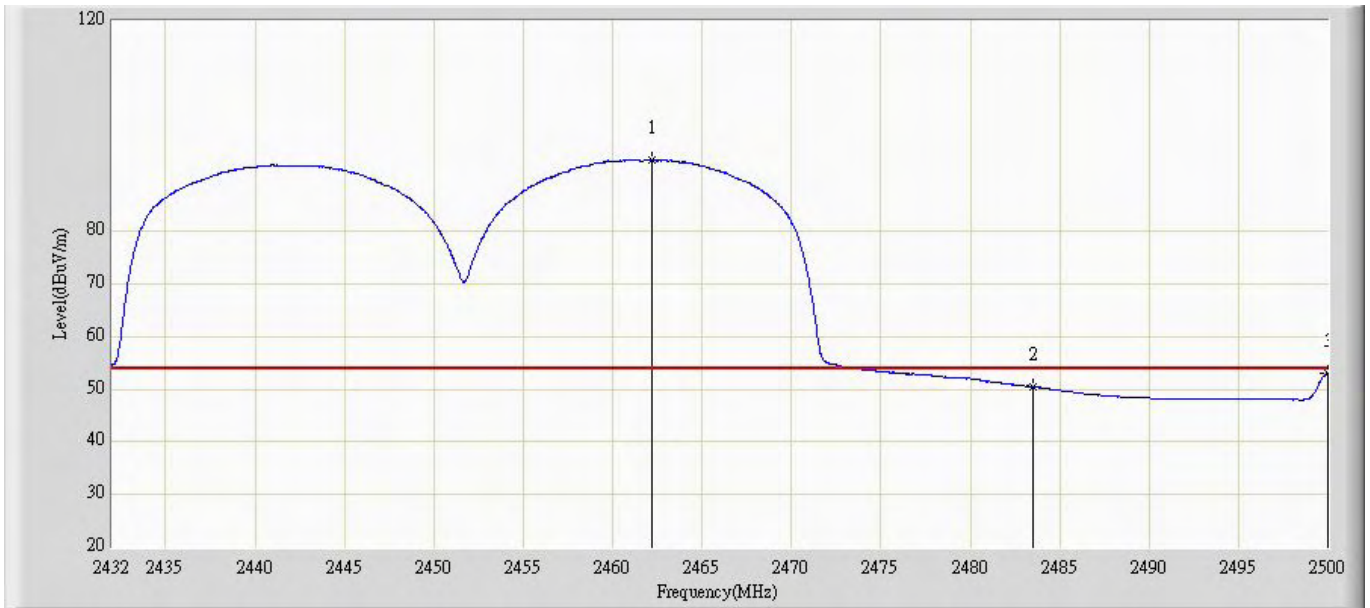
No	Mark	Frequency (MHz)	Measure Level (dBuV/m)	Reading Level (dBuV)	Over Limit (dB)	Limit (dBuV/m)	Factor (dB)	Type
1	*	2456.446	95.987	102.426	N/A	N/A	-6.440	AV
2		2483.500	52.073	58.479	-1.927	54.000	-6.406	AV
3		2500.000	52.139	58.584	-1.861	54.000	-6.445	AV

Profile: 113S025R-H3C	Page No.: 101
Engineer: Jack	
Site: AC5	Time: 2011/04/02 - 16:37
Limit: FCC_Part15.209_RE(3m)	Margin: 0
Probe: BBHA9120D_499(1-18GHz)	Polarity: Vertical
EUT: Wireless Lan Access Point	Power: AC 120V/60Hz
Note: Mode 4: Transmit at channel 2452MHz By 802.11n(20MHz) (Chain 101)	



No	Mark	Frequency (MHz)	Measure Level (dBuV/m)	Reading Level (dBuV)	Over Limit (dB)	Limit (dBuV/m)	Factor (dB)	Type
1	*	2462.056	109.326	115.736	N/A	N/A	-6.410	PK
2		2483.500	70.991	77.397	-3.009	74.000	-6.406	PK

Profile: 113S025R-H3C	Page No.: 102
Engineer: Jack	
Site: AC5	Time: 2011/04/02 - 16:38
Limit: FCC_Part15.209_RE(3m)	Margin: 0
Probe: BBHA9120D_499(1-18GHz)	Polarity: Vertical
EUT: Wireless Lan Access Point	Power: AC 120V/60Hz
Note: Mode 4: Transmit at channel 2452MHz By 802.11n(20MHz) (Chain 101)	



No	Mark	Frequency (MHz)	Measure Level (dBuV/m)	Reading Level (dBuV)	Over Limit (dB)	Limit (dBuV/m)	Factor (dB)	Type
1	*	2462.192	93.475	99.885	N/A	N/A	-6.410	AV
2		2483.500	50.482	56.888	-3.518	54.000	-6.406	AV
3		2500.000	52.976	59.421	-1.024	54.000	-6.445	AV

7. Operation Frequency Range of 20dB Bandwidth

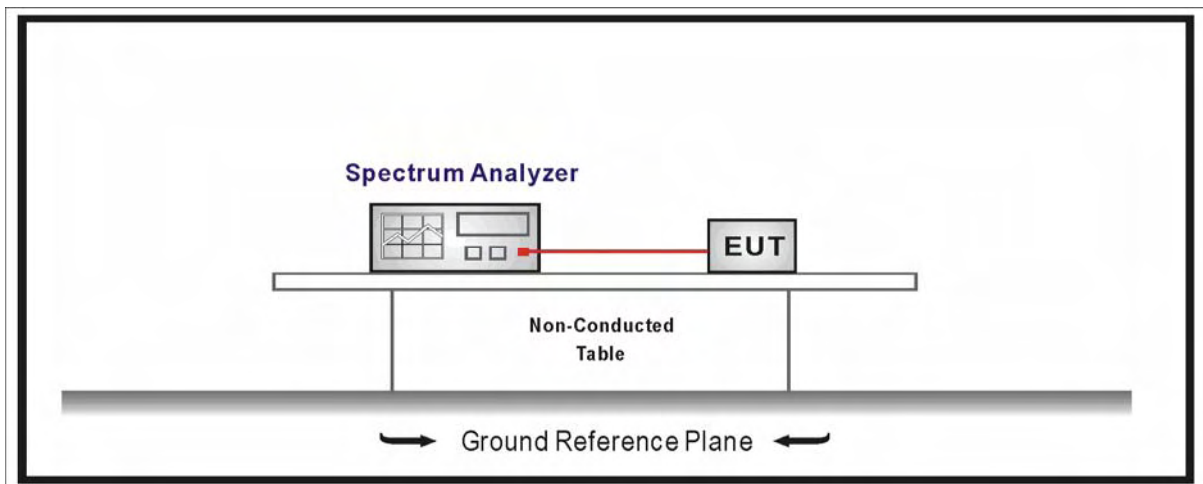
7.1. Test Equipment

Operation Frequency Range of 20dB Bandwidth / TR-8

Instrument	Manufacturer	Type No.	Serial No.	Cal. Date
Spectrum Analyzer	Agilent	E4446A	MY45300103	2011.04.30
Temperature/Humidity Meter	zhicheng	ZC1-2	TR8-TH	2011.05.04

Note: All equipments are calibrated with traceable calibrations. Each calibration is traceable to the national or international standards.

7.2. Test Setup



7.3. Limit

20 dB bandwidth of the emission is contained within the operation frequency band.

7.4. Test Procedure

The EUT was tested according to ANSI C63.10: 2009 for compliance to FCC 47CFR 15.247 requirements.

Set RBW = 100 kHz, Span greater than RBW.

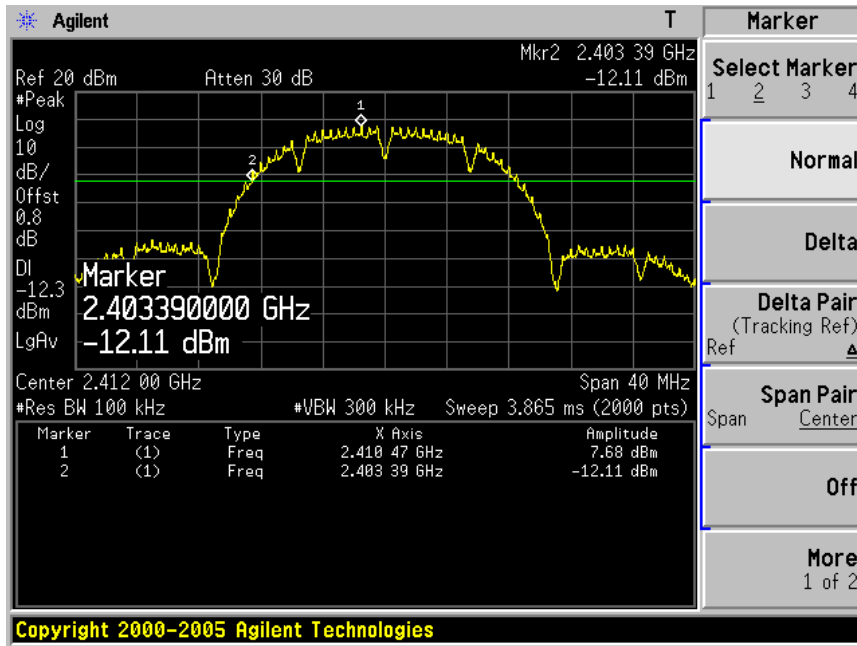
7.5. Uncertainty

The measurement uncertainty is defined as ± 1 kHz

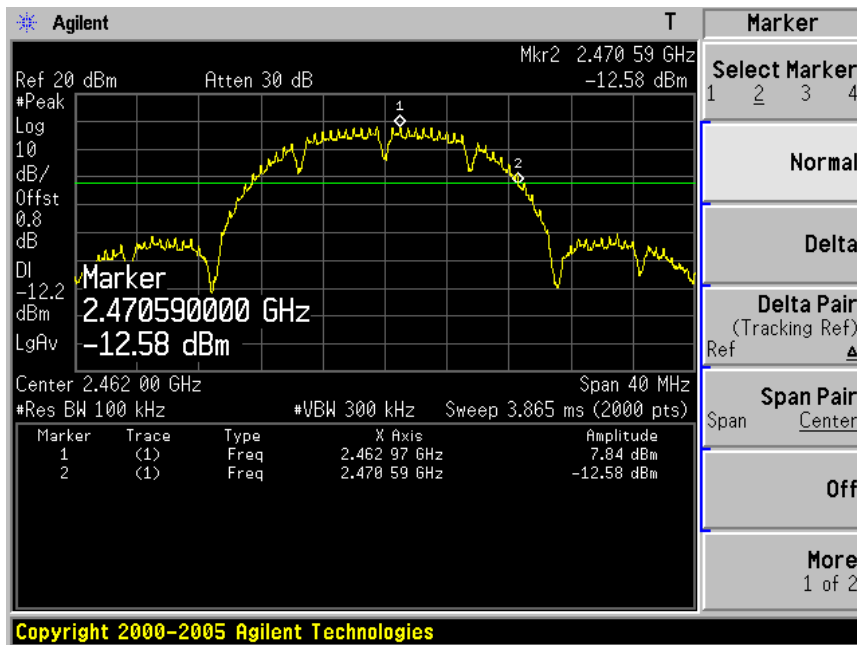
7.6. Test Result

Product	:	Wireless LAN access Point
Test Item	:	Operation Frequency Range of 20dB Bandwidth
Test Site	:	TR-8
Test Mode	:	Mode 1: Transmit by 802.11b (Chain 100)

Channel 01 (2412MHz)

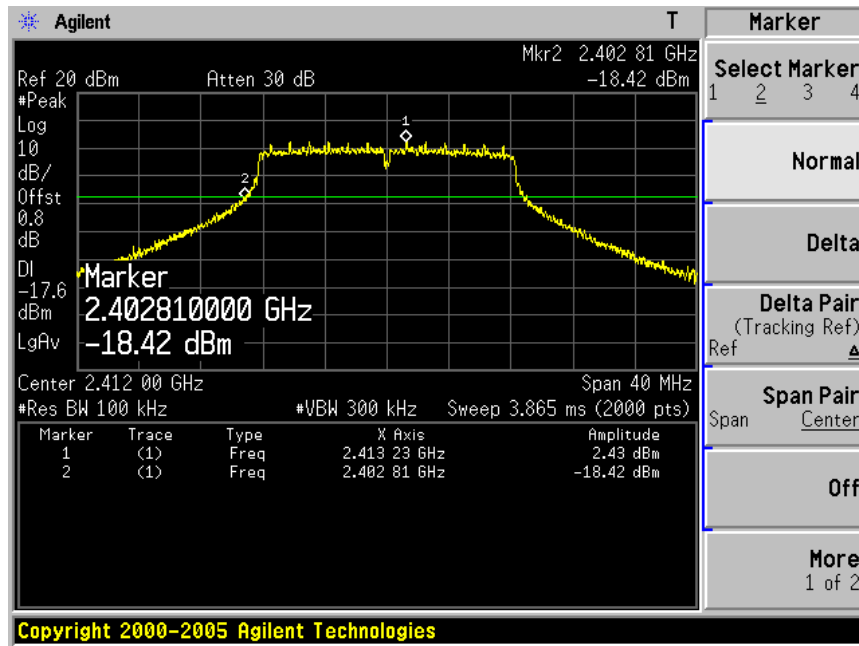


Channel 11 (2462MHz)

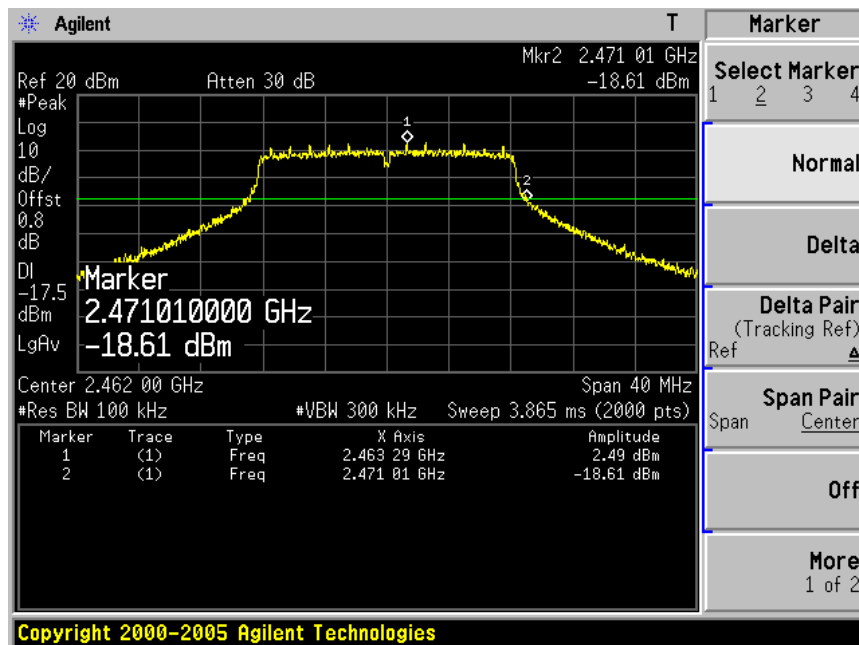


Product	: Wireless LAN access Point
Test Item	: Operation Frequency Range of 20dB Bandwidth
Test Site	: TR-8
Test Mode	: Mode 2: Transmit by 802.11g (Chain 100)

Channel 01 (2412MHz)

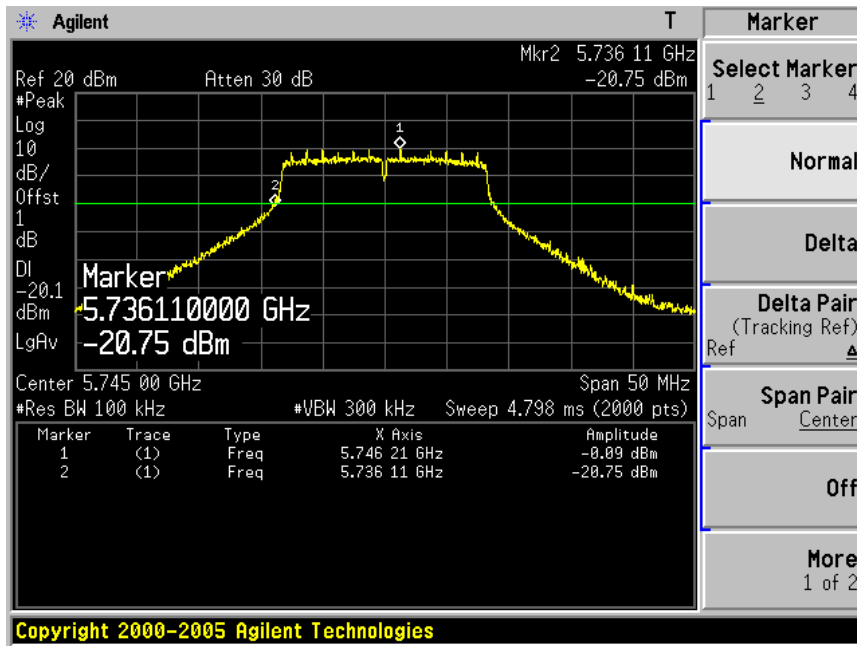


Channel 11 (2462MHz)

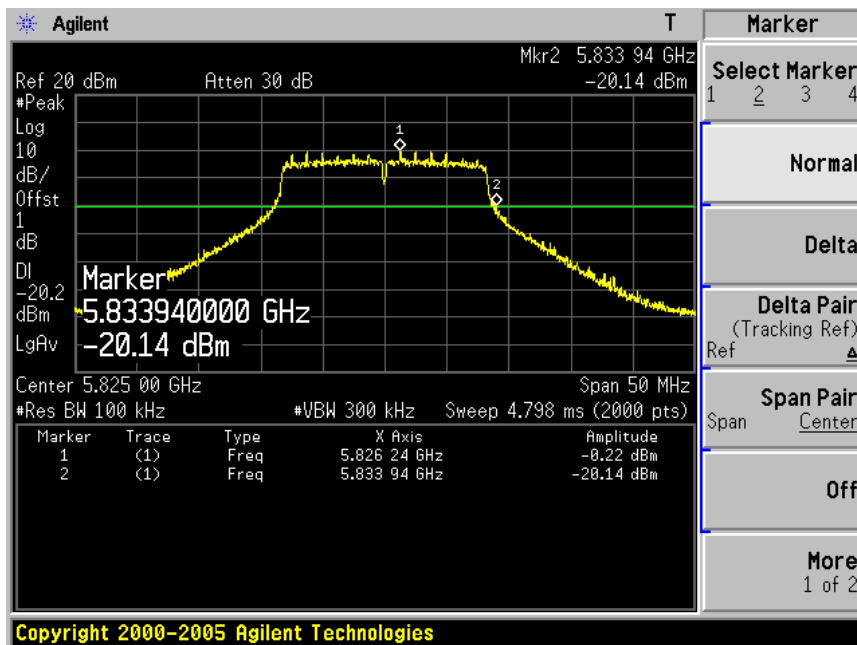


Product	: Wireless LAN access Point
Test Item	: Operation Frequency Range of 20dB Bandwidth
Test Site	: TR-8
Test Mode	: Mode 3: Transmit by 802.11a (Chain 100)

Channel 149 (5745MHz)

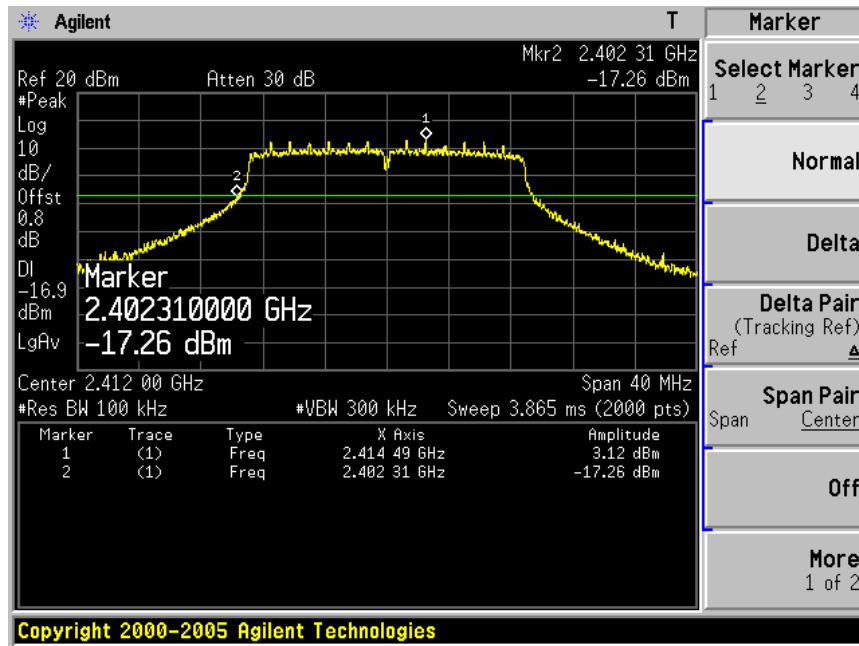


Channel 165 (5825MHz)

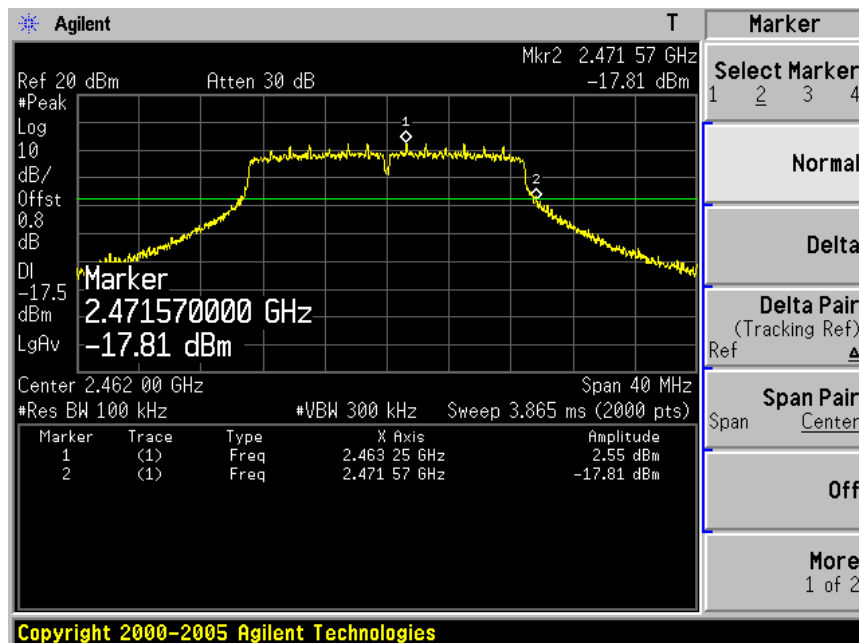


Product	: Wireless LAN access Point
Test Item	: Operation Frequency Range of 20dB Bandwidth
Test Site	: TR-8
Test Mode	: Mode 4: Transmit by 802.11n (20MHz) (Chain 100)

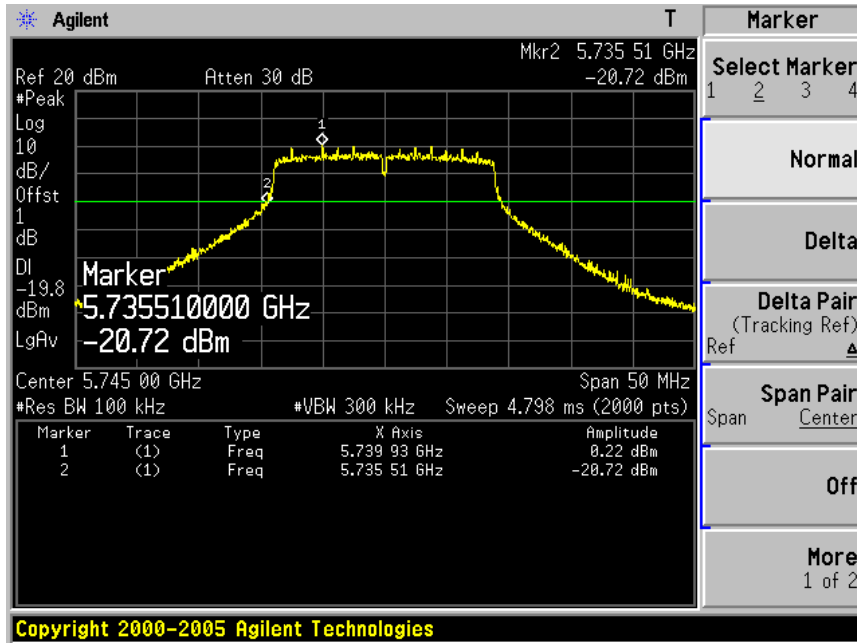
Channel 01 (2412MHz)



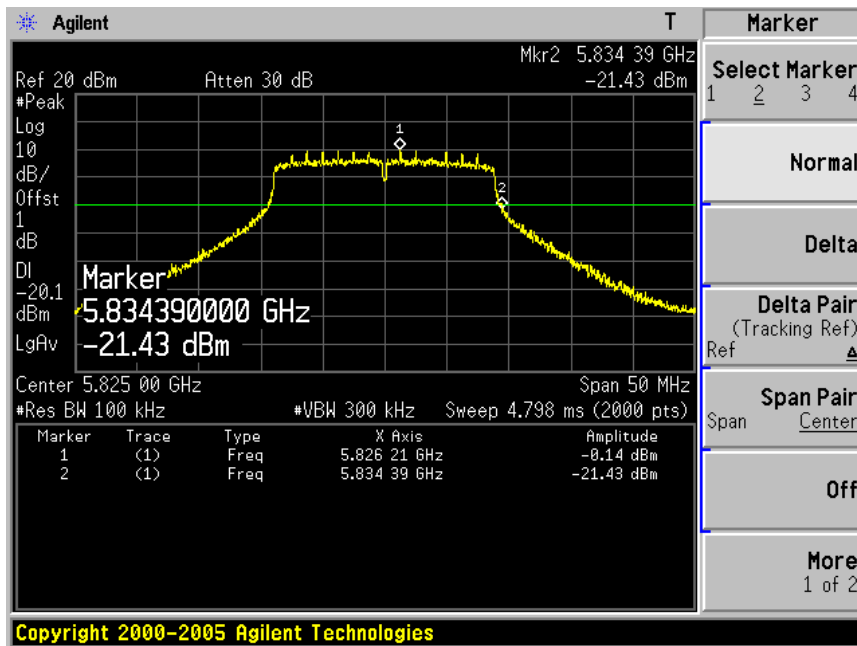
Channel 11 (2462MHz)



Channel 149 (5745MHz)

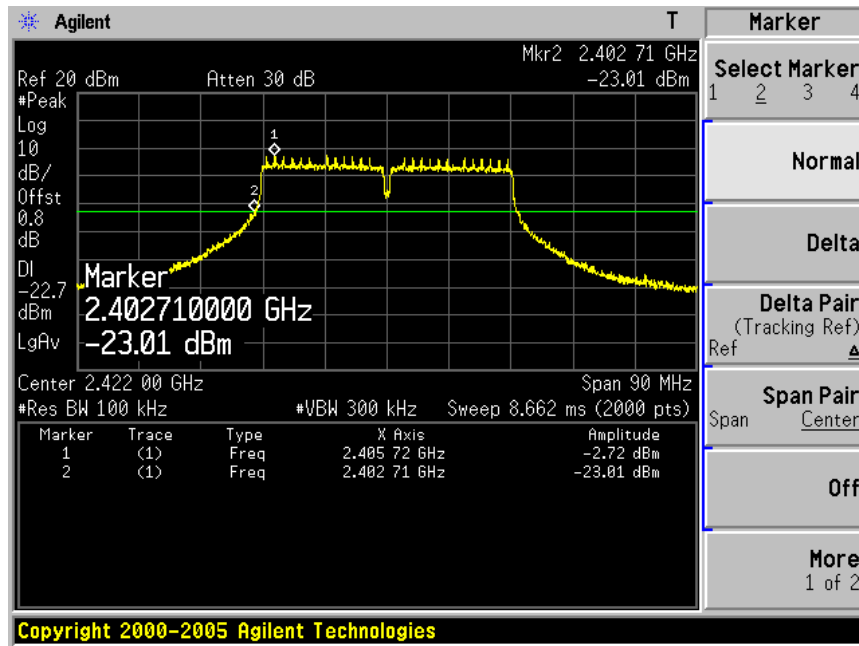


Channel 165 (5825MHz)



Product	: Wireless LAN access Point
Test Item	: Operation Frequency Range of 20dB Bandwidth
Test Site	: TR-8
Test Mode	: Mode 5: Transmit by 802.11n (40MHz) (Chain 100)

Channel 03 (2422MHz)



Channel 09 (2452MHz)

