

EMC TEST REPORT

Report No. : TS09050014-EME
Model No. : H3C WA2620E-AGN
Issued Date : Oct. 14, 2009

Applicant: 3Com Corporation
350 Campus Drive Marlborough, MA 01752-3064,
United States

Test Method/ Standard: FCC Part 15 Subpart E Section §15.207 、 §15.209 、 §15.407
and ANSI C63.4/2003.

Test By: Intertek Testing Services Taiwan Ltd.
No. 11, Lane 275, Ko-Nan 1 Street, Chia-Tung Li,
Shiang-Shan District, Hsinchu City, Taiwan

It may be duplicated completely for legal use with the allowance of the applicant. It shall not be reproduced except in full, without the written approval of Intertek Laboratory. The test result(s) in this report only applies to the tested sample(s).

The test report was prepared by: Sign on File
Sunny Liu/ Sr. Officer

These measurements were taken by: Sign on File
Jacky Chen / Engineer

The test report was reviewed by:

Name Rex Liao
Title Engineer

Table of Contents

Summary of Tests.....	4
1. General information	5
1.1 Identification of the EUT	5
1.2 Additional information about the EUT.....	6
1.3 Antenna description.....	6
1.4 Peripherals equipment.....	6
2. Test specifications	7
2.1 Test standard.....	7
2.2 Operation mode.....	8
3. Peak Output Power test (FCC 15.407).....	16
3.1 Operating environment.....	16
3.2 Test setup & procedure.....	16
3.3 Limit.....	16
3.3 Measured data of Maximum Output Power test results	17
4. Power Spectrum Density test (FCC 15.407)	62
4.1 Operating environment.....	62
4.2 Test setup & procedure.....	62
4.3 Limitation	62
4.4 Measured data of Power Spectrum Density test results	63
5. Additional provisions test (FCC 15.215).....	102
5.1 Operating environment.....	102
5.2 Procedure of test setup & limitation.....	102
5.3 Measured data of Power Spectrum Density test results	103
6. Peak excursion to average ratio test (FCC 15.407).....	121
6.1 Operating environment.....	121
6.2 Test setup & procedure.....	121
6.3 Limitation	121
6.4 Measured data of Peak excursion to average ratio test results.....	122
7. Radiated Emission test (FCC 15.205 & 15.209).....	161
7.1 Operating environment.....	161
7.2 Test setup & procedure.....	161
7.3 Emission limits.....	162
7.4 Radiated spurious emission test data.....	163
7.4.1 Measurement results: frequencies equal to or less than 1 GHz.....	163
7.4.2 Measurement results: frequency above 1GHz	170
8. Emission on the band edge §FCC 15.205	252
8.1 Operating environment.....	252
8.2 Test setup & procedure.....	252
8.3 Test Result.....	253
9. Power Line Conducted Emission test.....	261
9.1 Operating environment.....	261
9.2 Test setup & procedure.....	261
9.3 Emission limit	262



9.4 Uncertainty of Conducted Emission 262

9.5 Power Line Conducted Emission test data 263

Appendix A: Test equipment list 265



Summary of Tests

Test	Reference	Results
Peak output power test	15.407 (a)(1)/(2)/(3) DA 02-2138	Pass
Power Spectrum Density test	15.407 (a)(1)/(2)/(3) DA 02-2138	Pass
Peak excursion to average ratio test	15.407(a)(6) DA 02-2138	Pass
Radiated spurious emission test	15.407(b)(1)/(2)/(3)/(6), 15.209	Pass
Additional provisions	15.215(c)	Pass
AC line conducted emission test	15.407(b)(6) 15.207	Pass



1. General information

1.1 Identification of the EUT

Product:	Wireless LAN Access Point
Model No.:	H3C WA2620E-AGN
Nominal Channel Bandwidth:	20 MHz, 40MHz
Operating Frequency:	<ol style="list-style-type: none">1. 5180 MHz ~ 5240 MHz2. 5260 MHz ~ 5320 MHz3. 5500 MHz ~ 5580 MHz4. 5660 MHz ~ 5700 MHz
Channel Number:	<ol style="list-style-type: none">1. 4 channels for 5180 MHz ~ 5240 MHz for 11a,11n HT202. 2 channels for 5190 MHz ~ 5230 MHz for 11n HT403. 4 channels for 5260 MHz ~ 5320 MHz for 11a,11n HT204. 2 channels for 5270 MHz ~ 5310 MHz for 11n HT405. 5 channels for 5500 MHz ~ 5580 MHz for 11a,11n HT206. 2 channels for 5510 MHz ~ 5550 MHz for 11n HT407. 3 channels for 5660 MHz ~ 5700 MHz for 11a,11n HT208. 1 channels for 5670 MHz for 11n HT40
Rated Power:	DC 48 V from adapter (Model No.: FSP025-1AD207A), I/P Voltage: 100-240 Vac, 50-60 Hz
Power Cord:	3G × 18AWG × 1.8 meter unshielded cable
Data Cable:	RJ-45 UTP Cat.5 10meter × 1
Sample Received:	Oct. 25, 2008
Test Date(s):	Oct. 28, 2008 ~ Oct. 09, 2009
Note 1:	This report is for the exclusive use of Intertek's Client and is provided pursuant to the agreement between Intertek and its Client. Intertek's responsibility and liability are limited to the terms and conditions of the agreement. Intertek assumes no liability to any party, other than to the Client in accordance with the agreement, for any loss, expense or damage occasioned by the use of this report. Only the Client is authorized to permit copying or distribution of this report and then only in its entirety. Any use of the Intertek name or one of its marks for the sale or advertisement of the tested material, product or service must first be approved in writing by Intertek. The observations and test results in this report are relevant only to the sample tested. This report by itself does not imply that the material, product, or service is or has ever been under an Intertek certification program.
Note 2:	When determining the test conclusion, the Measurement Uncertainty of test has been considered.

1.2 Additional information about the EUT

The EUT is a Wireless LAN Access Point, the device is a MIMO product, it's three transmitter and three receiver with two wireless module embedded.

For more detail features, please refer to User's manual as file name "Installation guide.pdf".

1.3 Antenna description

The EUT requires professional installation (attach supporting documentation if using this option).

For 5GHz Band

Ant.	Model number	Antenna Type	Connector Type	Gain (dBi)
1	C5060-510002-A	Omni Antenna Kit	RSMA female	3
2	3CWE591	Omni Antenna	N Female	8
3	3CWE596	Panel Antenna	N Female	20
4	3CWE598	Panel Antenna	N Female	10
5	MCM2458PTRPSM	Ceiling Mount Omni Antenna	Three-Port SMA female	4
6	TQJ-24/58MICX6	Ceiling Mount Omni Antenna	Six-Port RSMA female	4.5
7	TQJ-24/58MIKX3	Ceiling Mount Omni Antenna	Three-Port RSMA female	4

Antenna Cable description

For 5GHz Band

Ant. Cable	Model number	Connector Type	Cable Length (m)	Gain (dBi)
A	3CWE580	SMA (male) to N type (male)	1.83	-4
B	3CWE581	SMA (male) to N type (male)	6.10	-4
C	3CWE582	SMA (male) to N type (male)	15.20	-10

1.4 Peripherals equipment

Peripherals	Manufacturer	Product No.	Serial No.	FCC ID
Notebook PC	DELL	Latitude D610	5YWZK1S	FCC DoC Approved

2. Test specifications

2.1 Test standard

The EUT was performed according to the procedures in FCC Part 15 Subpart E Section §15.207、§15.209、§15.407、DA 02-2138 and ANSI C63.4/2003, method of measurement: reference FCC document: KDB 913591.

The test of radiated measurements according to FCC Part15 Section 15.33(a) had been conducted and the field strength of this frequency band were all meet limit requirement, thus we evaluate the EUT pass the specified test.

The AC power conducted emissions was invested over the frequency range from 0.15 MHz to 30 MHz using a receiver bandwidth of 9 kHz (15.207 paragraph).

Radiated emissions were invested cover the frequency range from 30 MHz to 1000 MHz using a receiver RBW of 120 kHz record QP reading, and the frequency over 1 GHz using a spectrum analyzer RBW of 1 MHz and 10 Hz VBW record Average reading (15.209 paragraph), the Peak reading recorded also on the report.

The EUT setup configurations please refer to the photo of test configuration in item.

2.2 Operation mode

The EUT was supplied by adapter with 120Vac, 60Hz and it was run in TX mode that was controlled by “ART” program.

The EUT was transmitted continuously during the test.

With individual verifying, the maximum output power was found at 6 Mbps data rate for 802.11a mode, 6.5 Mbps data rate for 802.11n(HT 20) mode, 13.5 Mbps data rate for 802.11n(HT 40) mode . The final tests were executed under these conditions and recorded in this report individually.

802.11a ch40		Chain A	802.11a ch60		Chain A	802.11a ch116		Chain A
Data rate(Mbps)	PK(dB)		Data rate(Mbps)	PK(dB)		Data rate(Mbps)	PK(dB)	
6	13.16		6	18.65		6	18.24	
9	12.89		9	18.61		9	18.11	
12	12.37		12	18.54		12	18.04	
18	12.07		18	18.41		18	17.91	
24	11.97		24	18.29		24	17.79	
36	11.42		36	18.21		36	17.74	
48	11.07		48	18.03		48	17.63	
54	10.98		54	17.98		54	17.51	
802.11n(HT20) ch40		Chain A	802.11n(HT20) ch60		Chain A	802.11n(HT20) ch116		Chain A
Data rate(Mbps)	PK(dB)		Data rate(Mbps)	PK(dB)		Data rate(Mbps)	PK(dB)	
6.5	13.16		6.5	18.41		6.5	18.34	
13	12.89		13	18.33		13	18.23	
19.5	12.67		19.5	18.2		19.5	18.19	
26	12.44		26	18.09		26	18.09	
39	12.07		39	17.93		39	17.95	
52	11.87		52	17.89		52	17.79	
58.5	11.56		58.5	17.71		58.5	17.71	
65	11.07		65	17.62		65	17.62	
802.11n(HT40) ch38		Chain A	802.11n(HT40) ch62		Chain A	802.11n(HT40) ch110		Chain A
Data rate(Mbps)	PK(dB)		Data rate(Mbps)	PK(dB)		Data rate(Mbps)	PK(dB)	
13.5	12.85		13.5	18.98		13.5	18.46	
27	12.09		27	18.93		27	18.37	
40.5	11.87		40.5	18.81		40.5	18.33	
54	11.57		54	18.74		54	18.20	
81	11.37		81	18.66		81	18.04	
108	11.09		108	18.57		108	17.97	
121.5	10.97		121.5	18.46		121.5	17.90	
135	10.89		135	18.33		135	17.80	



Table for Parameters of Test Software Setting

During testing, Channel & Power Controlling Software provided by the customer was used to control the operating channel as well as the output power level. The RF output power selection is for the setting of RF output power expected by the customer and is going to be fixed on the firmware of the final end product.

Antenna 1: C5060-510002-A

Power Parameters of 802.11a/n

Test Software Version	ART (dBm)		
Frequency	5180 MHz	5200 MHz	5240 MHz
802.11a	4.0	4.5	5.0
	5260 MHz	5300 MHz	5320 MHz
	12.0	12.0	11.5
	5500 MHz	5580 MHz	5700 MHz
	12.0	13.0	13.5
802.11n(HT20)	5180 MHz	5200 MHz	5240 MHz
	4.0	4.5	5.0
	5260 MHz	5300 MHz	5320 MHz
	12.0	12.0	11.5
	5500 MHz	5580 MHz	5700 MHz
	12.0	12.5	13.0
802.11n(HT40)	5190 MHz	5230 MHz	-
	2.0	2.5	-
	5240 MHz	5310 MHz	-
	10.0	10.0	-
	5510 MHz	5550 MHz	5670 MHz
	10.0	10.0	11.0



Antenna 2: 3CWE591+Antenna cable A: 3CWE580

Power Parameters of 802.11a/n

Test Software Version	ART (dBm)		
	5180 MHz	5200 MHz	5240 MHz
Frequency	5180 MHz	5200 MHz	5240 MHz
802.11a	2.5	3.0	3.5
	5260 MHz	5300 MHz	5320 MHz
	10.0	10.0	9.5
	5500 MHz	5580 MHz	5700 MHz
	10.0	11.0	12.0
802.11n(HT20)	5180 MHz	5200 MHz	5240 MHz
	2.5	3.0	3.5
	5260 MHz	5300 MHz	5320 MHz
	10.0	10.0	9.5
	5500 MHz	5580 MHz	5700 MHz
802.11n(HT40)	10.0	11.0	12.0
	5190 MHz	5230 MHz	-
	0.5	1.0	-
	5240 MHz	5310 MHz	-
	7.0	7.0	-
	5510 MHz	5550 MHz	5670 MHz
	6.5	7.0	8.0



Antenna 3: 3CWE596+ Antenna cable A: 3CWE580

Power Parameters of 802.11a/n

Test Software Version	ART (dBm)		
Frequency	5260 MHz	5300 MHz	5320 MHz
802.11a	0.5	0	0
	5500 MHz	5580 MHz	5700 MHz
	0.5	1.0	1.5
802.11n(HT20)	5260 MHz	5300 MHz	5320 MHz
	0.5	0	0
	5500 MHz	5580 MHz	5700 MHz
	0.5	1.0	1.5
802.11n(HT40)	5240 MHz	5310 MHz	-
	0	0	-
	5510 MHz	5550 MHz	5670 MHz
	0	0	0



Antenna 4: 3CWE598+ Antenna cable A: 3CWE580

Power Parameters of 802.11a/n

Test Software Version	ART (dBm)		
Frequency	5180 MHz	5200 MHz	5240 MHz
802.11a	2.0	2.5	3.0
	5260 MHz	5300 MHz	5320 MHz
	10.0	9.0	9.0
	5500 MHz	5580 MHz	5700 MHz
	10.0	10.5	11.0
802.11n(HT20)	5180 MHz	5200 MHz	5240 MHz
	2.0	2.5	3.5
	5260 MHz	5300 MHz	5320 MHz
	10.0	10.0	9.0
	5500 MHz	5580 MHz	5700 MHz
10.0	10.5	11.0	
802.11n(HT40)	5190 MHz	5230 MHz	-
	0.5	1.0	-
	5240 MHz	5310 MHz	-
	6.0	6.0	-
	5510 MHz	5550 MHz	5670 MHz
	6.5	7.0	8.0



Antenna 5: MCM2458PTRPSM

Power Parameters of 802.11a/n

Test Software Version	ART (dBm)		
Frequency	5180 MHz	5200 MHz	5240 MHz
802.11a	4.0	4.5	5.0
	5260 MHz	5300 MHz	5320 MHz
	12.0	12.0	11.5
	5500 MHz	5580 MHz	5700 MHz
	12.0	13.0	13.5
802.11n(HT20)	5180 MHz	5200 MHz	5240 MHz
	4.0	4.5	5.0
	5260 MHz	5300 MHz	5320 MHz
	12.0	12.0	11.5
	5500 MHz	5580 MHz	5700 MHz
802.11n(HT40)	12.0	13.0	13.5
	5190 MHz	5230 MHz	-
	2.0	2.5	-
	5240 MHz	5310 MHz	-
	10.0	10.0	-
	5510 MHz	5550 MHz	5670 MHz
	10.0	10.5	11.0



Antenna 6: TQJ-24/58MICX6
Power Parameters of 802.11a/n

Test Software Version	ART (dBm)		
Frequency	5180 MHz	5200 MHz	5240 MHz
802.11a	4.0	4.5	5.0
	5260 MHz	5300 MHz	5320 MHz
	12.0	12.0	11.5
	5500 MHz	5580 MHz	5700 MHz
	12.0	13.0	13.5
802.11n(HT20)	5180 MHz	5200 MHz	5240 MHz
	4.0	4.5	5.0
	5260 MHz	5300 MHz	5320 MHz
	12.0	12.0	11.5
	5500 MHz	5580 MHz	5700 MHz
802.11n(HT40)	12.0	13.0	13.5
	5190 MHz	5230 MHz	-
	2.0	2.5	-
	5240 MHz	5310 MHz	-
	10.0	10.0	-
	5510 MHz	5550 MHz	5670 MHz
	10.0	10.5	11.0



Antenna 7: TQJ-2458MIKX3
 Power Parameters of 802.11a/n

Test Software Version	ART (dBm)		
Frequency	5180 MHz	5200 MHz	5240 MHz
802.11a	4.0	4.5	5.0
	5260 MHz	5300 MHz	5320 MHz
	12.0	12.0	11.5
	5500 MHz	5580 MHz	5700 MHz
	12.0	13.0	13.5
802.11n(HT20)	5180 MHz	5200 MHz	5240 MHz
	4.0	4.5	5.0
	5260 MHz	5300 MHz	5320 MHz
	12.0	12.0	11.5
	5500 MHz	5580 MHz	5700 MHz
802.11n(HT40)	12.0	13.0	13.5
	5190 MHz	5230 MHz	-
	2.0	2.5	-
	5240 MHz	5310 MHz	-
	10.0	10.0	-
	5510 MHz	5550 MHz	5670 MHz
	10.0	10.5	11.0

3. Peak Output Power test (FCC 15.407)

3.1 Operating environment

Temperature: 25 °C
Relative Humidity: 50 %
Atmospheric Pressure: 1023 hPa

3.2 Test setup & procedure

Method of Measurement:

The power output per FCC §15.407(a) was measured on the EUT using a 50 ohm SMA cable connected to wideband peak power meter via power sensor which the video bandwidth can be up to 65MHz. Power was read directly and cable loss correction (2.0dB) was added to the reading to obtain power at the EUT antenna terminals.

3.3 Limit

Operating Frequency (MHz)	Output power limit
5150~5250	< 50 mW (17 dBm) or 4 dBm+10 log B
5250~5350, 5470~5725	< 250 mW (24 dBm) or 11 dBm+10 log B
5725~5825	< 1 W (30 dBm) or 17 dBm+10 log B

Remark: where B is the -26 dB emission bandwidth in MHz.

3.3 Measured data of Maximum Output Power test results

Antenna 1 : C5060-510002-A (Worst case)

3Tx

Mode	Channel	Data Rate (Mbps)	Output Power (dBm)			Total Power (PK)		Limit (dBm)
			Chain A	Chain B	Chain C	mW	dBm	
			PK	PK	PK			
802.11a	36	6	13.14	10.73	11.18	45.56	16.59	17
	40		13.16	10.59	11.35	45.80	16.61	17
	48		13.16	10.67	11.35	46.02	16.63	17
	52		18.46	18.2	18.57	208.16	23.18	24
	60		18.65	18.42	18.84	219.34	23.41	24
	64		18.61	18.62	18.51	216.35	23.35	24
	100		18.75	17.65	19.42	220.70	23.44	24
	116		18.24	18.08	18.24	197.63	22.96	24
	140		18.76	17.85	19.03	216.10	23.35	24
802.11n (HT20)	36	6.5	13.03	10.69	11.21	45.03	16.53	17
	40		13.16	10.76	11.48	46.67	16.69	17
	48		12.99	10.63	11.42	45.34	16.56	17
	52		18.02	18.11	18.48	198.57	22.98	24
	60		18.41	18.21	18.82	211.77	23.26	24
	64		18.62	18.56	18.69	218.52	23.39	24
	100		18.74	17.68	19.47	221.94	23.46	24
	116		18.34	18.23	18.19	200.68	23.03	24
	140		18.61	18.06	18.87	213.67	23.30	24
802.11n (HT40)	38	13.5	12.85	10.39	11.17	43.31	16.37	17
	46		12.73	10.89	11.28	44.45	16.48	17
	54		18.85	18.92	19.18	237.51	23.76	24
	62		18.98	19.02	19.34	244.77	23.89	24
	102		18.55	18.10	19.17	218.78	23.40	24
	110		18.46	18.65	18.38	212.29	23.27	24
	134		18.83	18.56	18.18	213.93	23.30	24



Antenna 2 : 3CWE591

3Tx

Mode	Channel	Data Rate (Mbps)	Output Power (dBm)			Total Power (PK)		Limit (dBm)
			Chain A	Chain B	Chain C	mW	dBm	
			PK	PK	PK			
802.11a	36	6	10.06	9.76	9.37	28.25	14.51	15
	40		10.22	9.35	9.66	28.38	14.53	15
	48		10.24	9.42	10.33	30.11	14.79	15
	52		16.49	16.24	16.42	130.49	21.16	22
	60		16.62	16.59	16.52	136.40	21.35	22
	64		16.98	16.69	16.38	140.01	21.46	22
	100		16.85	15.55	17.32	138.26	21.41	22
	116		16.68	16.59	16.57	137.56	21.38	22
	140		17.19	16.47	16.65	142.96	21.55	22
802.11n (HT20)	36	6.5	10.17	9.82	9.46	28.82	14.60	15
	40		10.14	9.18	9.78	28.11	14.49	15
	48		10.13	9.21	10.48	29.81	14.74	15
	52		16.39	16.75	16.42	134.72	21.29	22
	60		16.76	16.67	16.64	140.01	21.46	22
	64		16.89	16.83	16.48	141.52	21.51	22
	100		16.81	15.33	17.38	136.79	21.36	22
	116		16.49	16.54	16.38	133.10	21.24	22
	140		17.15	16.32	16.68	141.29	21.50	22
802.11n (HT40)	38	13.5	9.32	9.57	9.67	26.88	14.29	15
	46		8.43	9.74	10.59	27.84	14.45	15
	54		16.68	16.33	16.64	135.64	21.32	22
	62		16.85	16.73	16.77	143.05	21.55	22
	102		16.24	15.36	17.12	127.95	21.07	22
	110		16.35	16.18	16.86	133.18	21.24	22
	134		16.37	16.48	16.37	131.17	21.18	22



Antenna 3 : 3CWE596
2Tx

Mode	Channel	Data Rate (Mbps)	Output Power (dBm)		Total Power (PK)		Limit (dBm)
			Chain A	Chain B	mW	dBm	
			PK	PK			
802.11a	52	6	6.67	6.45	9.06	9.57	10
	60		3.81	3.55	4.67	6.69	10
	64		6.02	5.13	7.26	8.61	10
	100		7.95	4.43	9.01	9.55	10
	116		6.86	5.89	8.73	9.41	10
	140		6.21	5.73	7.92	8.99	10
802.11n (HT20)	52	6.5	6.49	6.61	9.04	9.56	10
	60		3.93	3.84	4.89	6.90	10
	64		6.23	4.92	7.30	8.63	10
	100		8.03	3.88	8.80	9.44	10
	116		6.67	6.09	8.71	9.40	10
	140		5.89	5.9	7.77	8.91	10
802.11n (HT40)	54	13.5	7.03	6.73	9.76	9.89	10
	62		6.91	6.87	9.77	9.90	10
	102		7.46	5.97	9.53	9.79	10
	110		7.08	6.67	9.75	9.89	10
	134		6.80	6.91	9.70	9.87	10



Antenna 4 : 3CWE598
2Tx

Mode	Channel	Data Rate (Mbps)	Output Power (dBm)		Total Power (PK)		Limit (dBm)
			Chain A	Chain B	mW	dBm	
			PK	PK			
802.11a	36	6	9.45	9.37	17.46	12.42	13
	40		9.51	8.91	16.71	12.23	13
	48		9.81	9.27	18.02	12.56	13
	52		16.69	17.01	96.90	19.86	20
	60		16.54	16.13	86.10	19.35	20
	64		16.59	16.32	88.46	19.47	20
	100		16.76	15.51	82.99	19.19	20
	116		16.24	15.96	81.52	19.11	20
	140		16.19	15.91	80.59	19.06	20
802.11n (HT20)	36	6.5	9.37	9.13	16.83	12.26	13
	40		9.05	8.64	15.35	11.86	13
	48		10.09	9.06	18.26	12.62	13
	52		16.8	16.75	95.18	19.79	20
	60		16.18	15.81	79.60	19.01	20
	64		16.27	16.26	84.63	19.28	20
	100		16.99	15.57	86.06	19.35	20
	116		16.31	16.08	83.31	19.21	20
	140		16.78	15.78	85.49	19.32	20
802.11n (HT40)	38	13.5	9.75	9.37	18.09	12.57	13
	46		9.22	9.38	17.03	12.31	13
	54		16.14	15.57	77.17	18.87	20
	62		16.54	15.63	81.64	19.12	20
	102		16.03	15.26	73.66	18.67	20
	110		16.21	15.76	79.45	19.00	20
	134		16.35	16.64	89.28	19.51	20



**Antenna 5 : MCM2458PTRPSM
 3Tx**

Mode	Channel	Data Rate (Mbps)	Output Power (dBm)			Total Power (PK)		Limit (dBm)
			Chain A	Chain B	Chain C	mW	dBm	
			PK	PK	PK			
802.11a	36	6	11.78	10.82	10.92	39.50	15.97	17
	40		11.91	10.53	11.37	40.53	16.08	17
	48		12.05	11.13	11.83	44.24	16.46	17
	52		18.46	18.2	18.57	208.16	23.18	24
	60		18.65	18.42	18.84	219.34	23.41	24
	64		18.61	18.62	18.51	216.35	23.35	24
	100		18.75	17.65	19.42	220.70	23.44	24
	116		18.46	18.08	18.23	200.94	23.03	24
	140		18.76	17.85	19.03	216.10	23.35	24
802.11n (HT20)	36	6.5	11.88	10.81	10.84	39.60	15.98	17
	40		11.74	10.65	11.36	40.22	16.04	17
	48		12.33	11.23	11.84	45.65	16.59	17
	52		18.02	18.11	18.48	198.57	22.98	24
	60		18.41	18.21	18.82	211.77	23.26	24
	64		18.62	18.56	18.69	218.52	23.39	24
	100		18.74	17.68	19.47	221.94	23.46	24
	116		18.34	18.08	18.33	200.58	23.02	24
	140		18.61	18.06	18.87	213.67	23.30	24
802.11n (HT40)	38	13.5	11.85	11.07	12.01	43.99	16.43	17
	46		11.92	11.08	12.53	46.29	16.65	17
	54		18.85	18.92	19.18	237.51	23.76	24
	62		18.98	19.02	19.34	244.77	23.89	24
	102		18.55	18.10	19.17	218.78	23.40	24
	110		18.27	18.64	18.38	209.12	23.20	24
	134		18.83	18.56	18.18	213.93	23.30	24



Antenna 6 : TQJ-24/58MICX6
3Tx

Mode	Channel	Data Rate (Mbps)	Output Power (dBm)			Total Power (PK)		Limit (dBm)
			Chain A	Chain B	Chain C	mW	dBm	
			PK	PK	PK			
802.11a	36	6	11.78	10.82	10.92	39.50	15.97	17
	40		11.91	10.53	11.37	40.53	16.08	17
	48		12.05	11.13	11.83	44.24	16.46	17
	52		18.46	18.2	18.57	208.16	23.18	24
	60		18.65	18.42	18.84	219.34	23.41	24
	64		18.61	18.62	18.51	216.35	23.35	24
	100		18.75	17.65	19.42	220.70	23.44	24
	116		18.46	18.08	18.23	200.94	23.03	24
	140		18.76	17.85	19.03	216.10	23.35	24
802.11n (HT20)	36	6.5	11.88	10.81	10.84	39.60	15.98	17
	40		11.74	10.65	11.36	40.22	16.04	17
	48		12.33	11.23	11.84	45.65	16.59	17
	52		18.02	18.11	18.48	198.57	22.98	24
	60		18.41	18.21	18.82	211.77	23.26	24
	64		18.62	18.56	18.69	218.52	23.39	24
	100		18.74	17.68	19.47	221.94	23.46	24
	116		18.34	18.08	18.33	200.58	23.02	24
	140		18.61	18.06	18.87	213.67	23.30	24
802.11n (HT40)	38	13.5	11.85	11.07	12.01	43.99	16.43	17
	46		11.92	11.08	12.53	46.29	16.65	17
	54		18.85	18.92	19.18	237.51	23.76	24
	62		18.98	19.02	19.34	244.77	23.89	24
	102		18.55	18.10	19.17	218.78	23.40	24
	110		18.27	18.64	18.38	209.12	23.20	24
	134		18.83	18.56	18.18	213.93	23.30	24



Antenna 7 : TQJ-2458MIKX3
3Tx

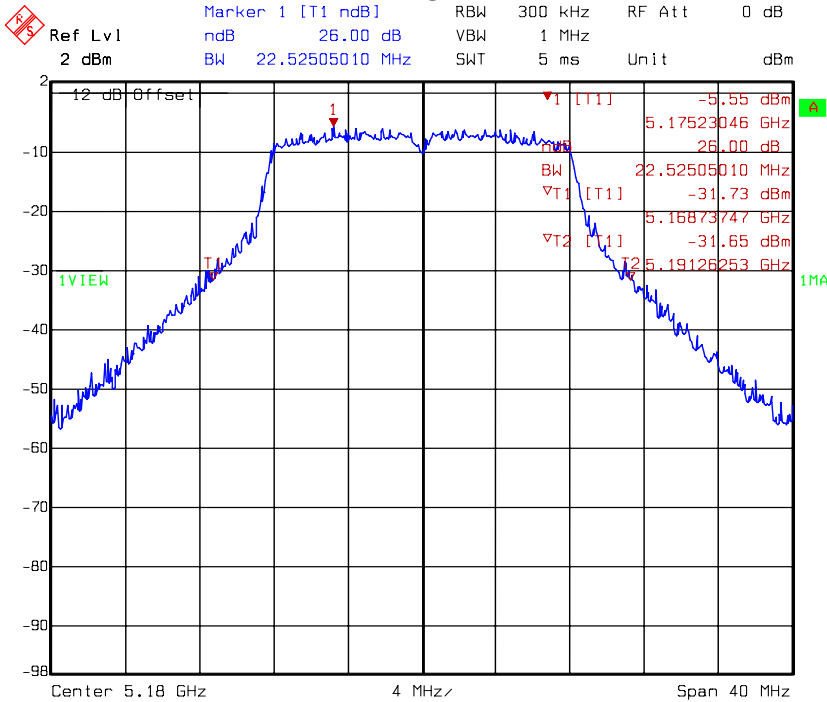
Mode	Channel	Data Rate (Mbps)	Output Power (dBm)			Total Power (PK)		Limit (dBm)
			Chain A	Chain B	Chain C	mW	dBm	
			PK	PK	PK			
802.11a	36	6	11.78	10.82	10.92	39.50	15.97	17
	40		11.91	10.53	11.37	40.53	16.08	17
	48		12.05	11.13	11.83	44.24	16.46	17
	52		18.46	18.20	18.57	208.16	23.18	24
	60		18.65	18.42	18.84	219.34	23.41	24
	64		18.61	18.62	18.51	216.35	23.35	24
	100		18.75	17.65	19.42	220.70	23.44	24
	116		18.46	18.08	18.23	200.94	23.03	24
	140		18.76	17.85	19.03	216.10	23.35	24
802.11n (HT20)	36	6.5	11.88	10.81	10.84	39.60	15.98	17
	40		11.74	10.65	11.36	40.22	16.04	17
	48		12.33	11.23	11.84	45.65	16.59	17
	52		18.02	18.11	18.48	198.57	22.98	24
	60		18.41	18.21	18.82	211.77	23.26	24
	64		18.62	18.56	18.69	218.52	23.39	24
	100		18.74	17.68	19.47	221.94	23.46	24
	116		18.34	18.08	18.33	200.58	23.02	24
	140		18.61	18.06	18.87	213.67	23.30	24
802.11n (HT40)	38	13.5	11.85	11.07	12.01	43.99	16.43	17
	46		11.92	11.08	12.53	46.29	16.65	17
	54		18.85	18.92	19.18	237.51	23.76	24
	62		18.98	19.02	19.34	244.77	23.89	24
	102		18.55	18.10	19.17	218.78	23.40	24
	110		18.27	18.64	18.38	209.12	23.20	24
	134		18.83	18.56	18.18	213.93	23.30	24

Please see the plots as next page.



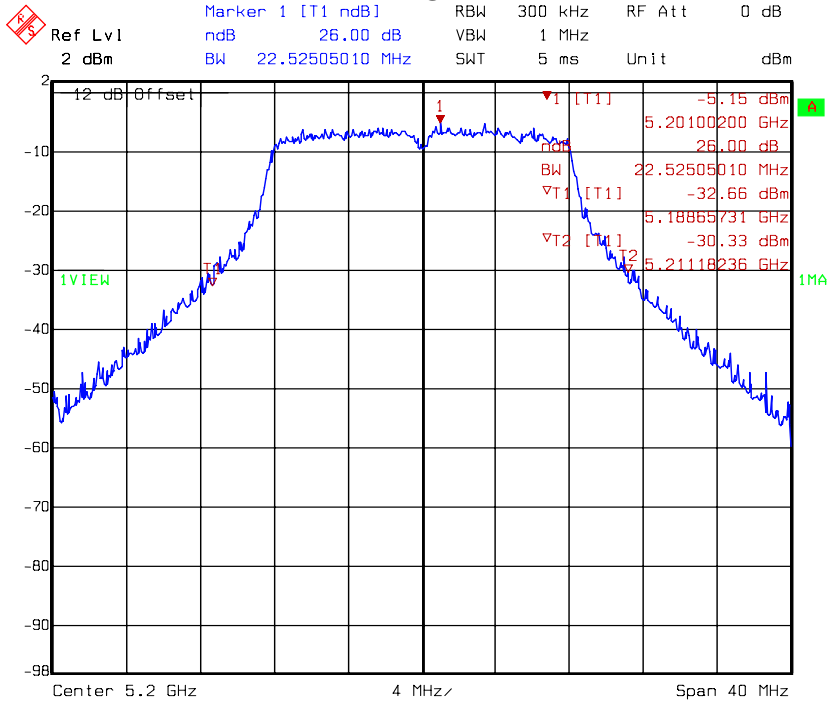
Antenna 1 : C5060-510002-A

Chain A: 26dB Bandwidth @ 802.11a mode channel 36



Title: 26dB Bandwidth
Comment A: CH 36 at 802.11a mode chainA
Date: 04.DEC.2008 11:04:23

Chain A: 26dB Bandwidth @ 802.11a mode channel 40

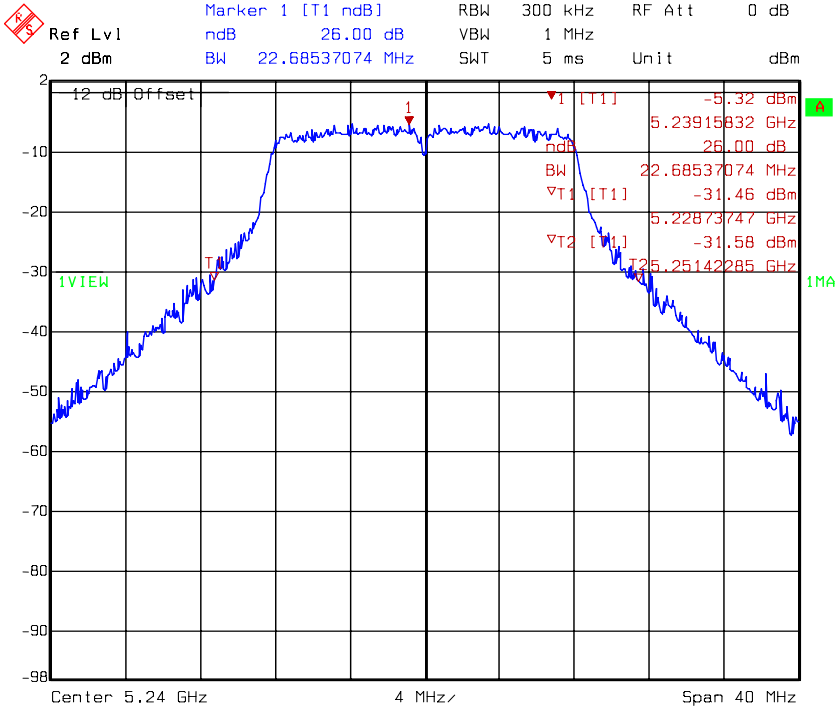


Title: 26dB Bandwidth
Comment A: CH 40 at 802.11a mode chainA
Date: 04.DEC.2008 11:03:09



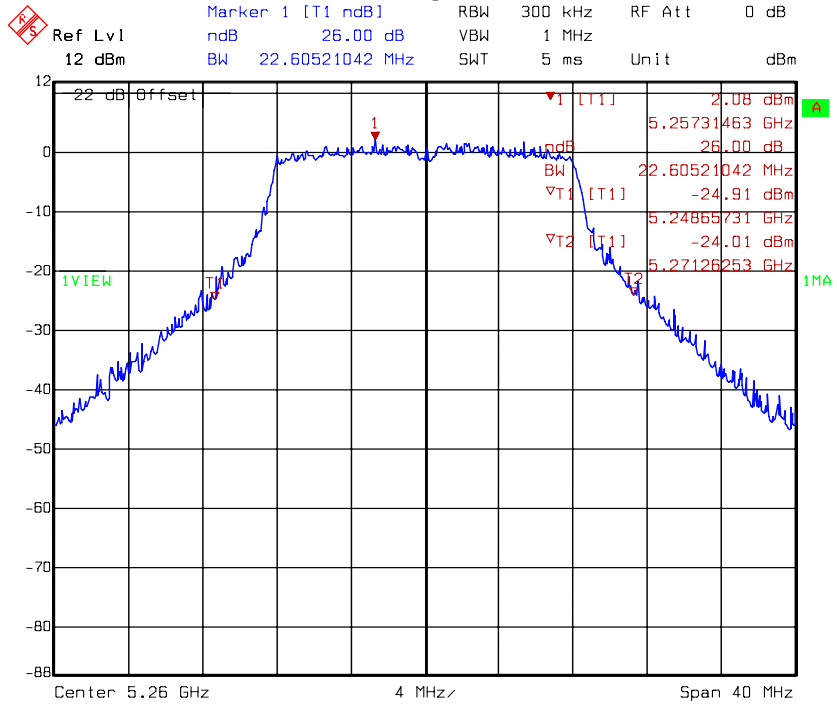
Antenna 1 : C5060-510002-A

Chain A: 26dB Bandwidth @ 802.11a mode channel 48



Title: 26dB Bandwidth
Comment A: CH 48 at 802.11a mode chainA
Date: 04.DEC.2008 11:01:38

Chain A: 26dB Bandwidth @ 802.11a mode channel 52

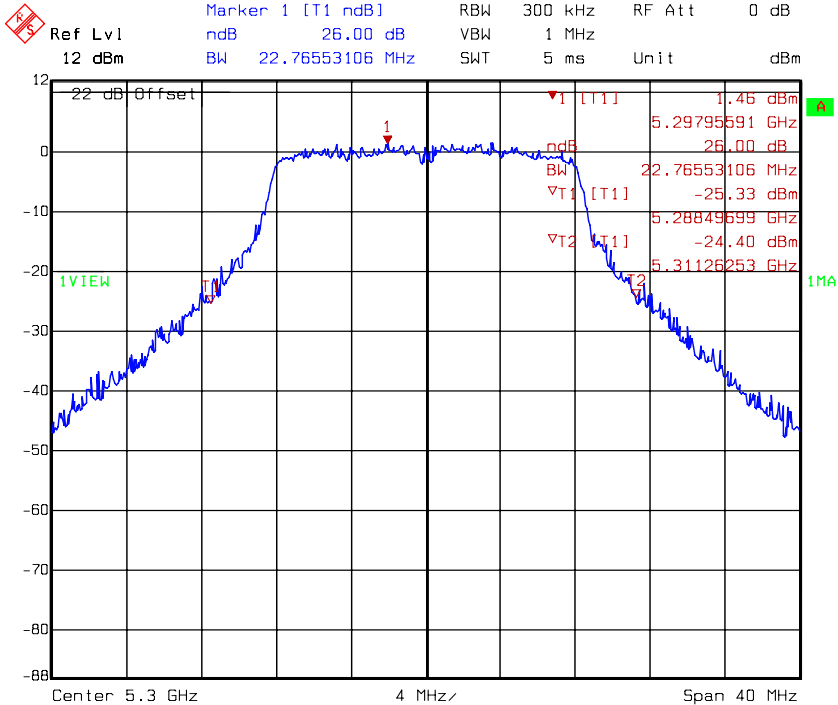


Title: 26dB Bandwidth
Comment A: CH 52 at 802.11a mode
Date: 10.APR.2009 16:23:22



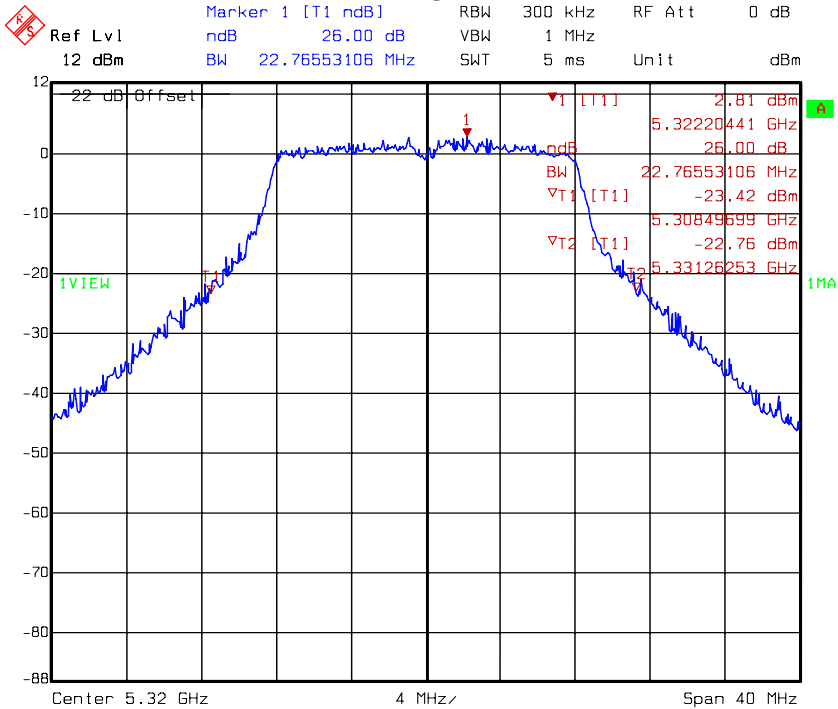
Antenna 1 : C5060-510002-A

Chain A: 26dB Bandwidth @ 802.11a mode channel 60



Title: 26dB Bandwidth
Comment A: CH 60 at 802.11a mode
Date: 10.APR.2009 16:26:36

Chain A: 26dB Bandwidth @ 802.11a mode channel 64

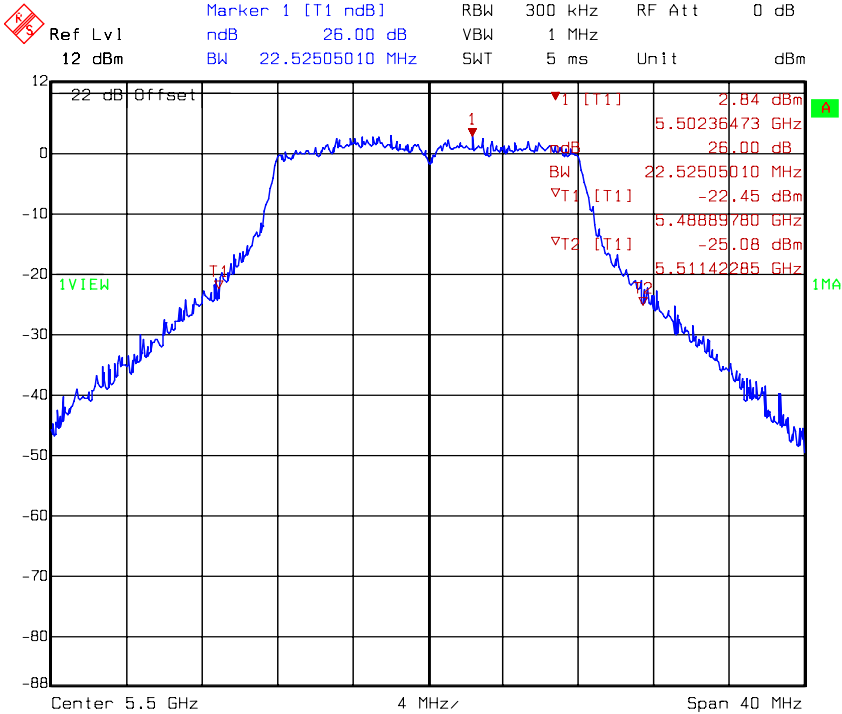


Title: 26dB Bandwidth
Comment A: CH 64 at 802.11a mode
Date: 10.APR.2009 16:29:26



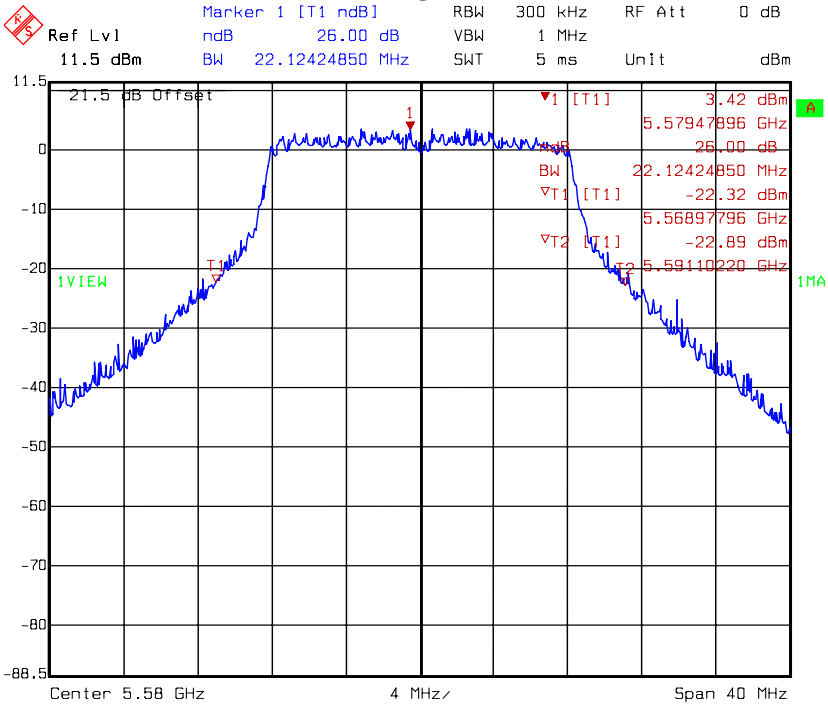
Antenna 1 : C5060-510002-A

Chain A: 26dB Bandwidth @ 802.11a mode channel 100



Title: 26dB Bandwidth
 Comment A: CH 100 at 802.11a mode
 Date: 10.APR.2009 16:32:36

Chain A: 26dB Bandwidth @ 802.11a mode channel 116

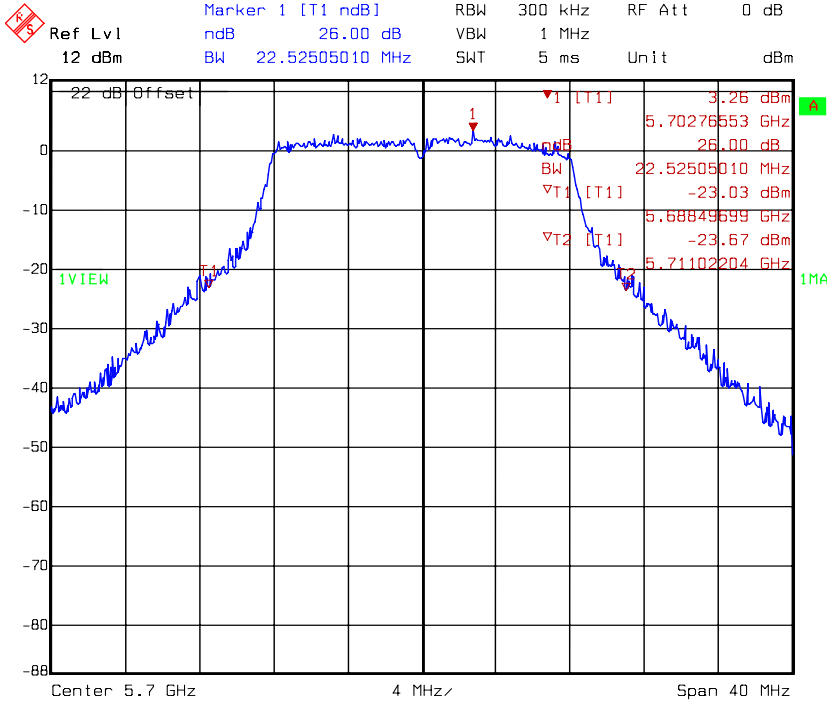


Title: 26dB Bandwidth
 Comment A: CH 116 at 802.11a mode chainA
 Date: 09.OCT.2009 16:17:48



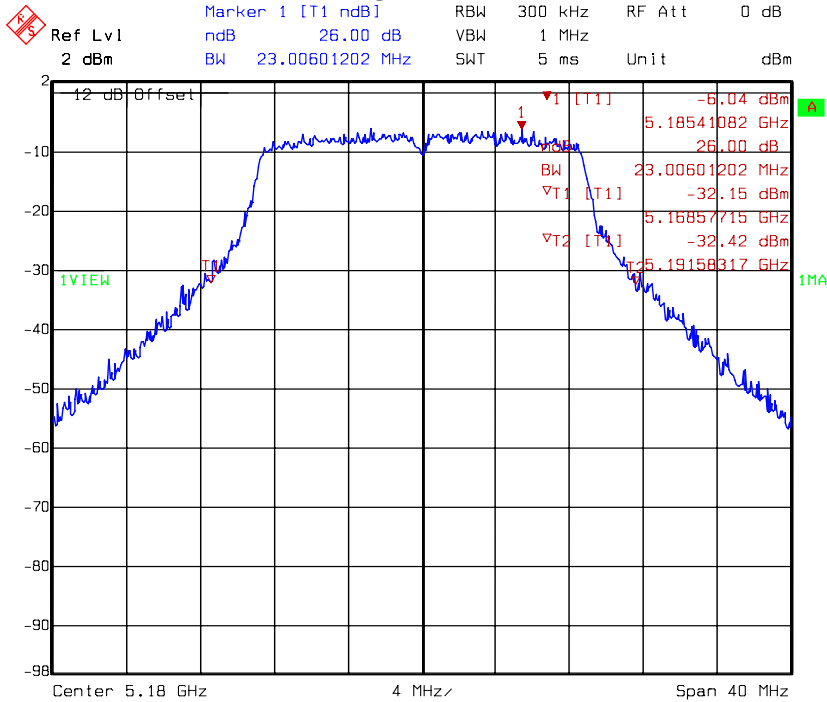
Antenna 1 : C5060-510002-A

Chain A: 26dB Bandwidth @ 802.11a mode channel 140



Title: 26dB Bandwidth
 Comment A: CH 140 at 802.11a mode
 Date: 10.APR.2009 16:37:52

Chain A: 26dB Bandwidth @ 802.11n (HT20) mode channel 36

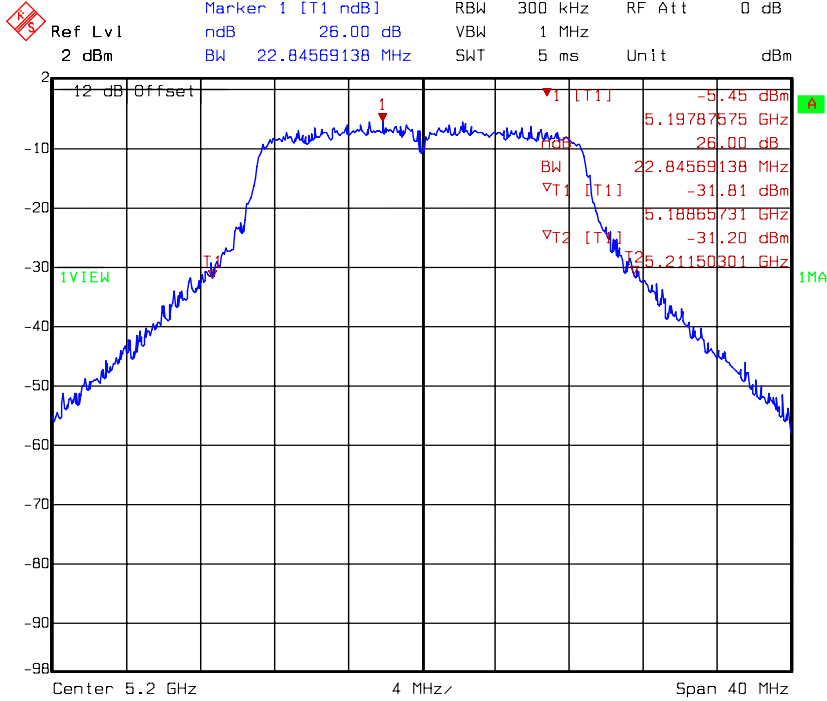


Title: 26dB Bandwidth
 Comment A: 5.1806 at 802.11n mode HT20 chainA
 Date: 04.DEC.2008 11:20:15



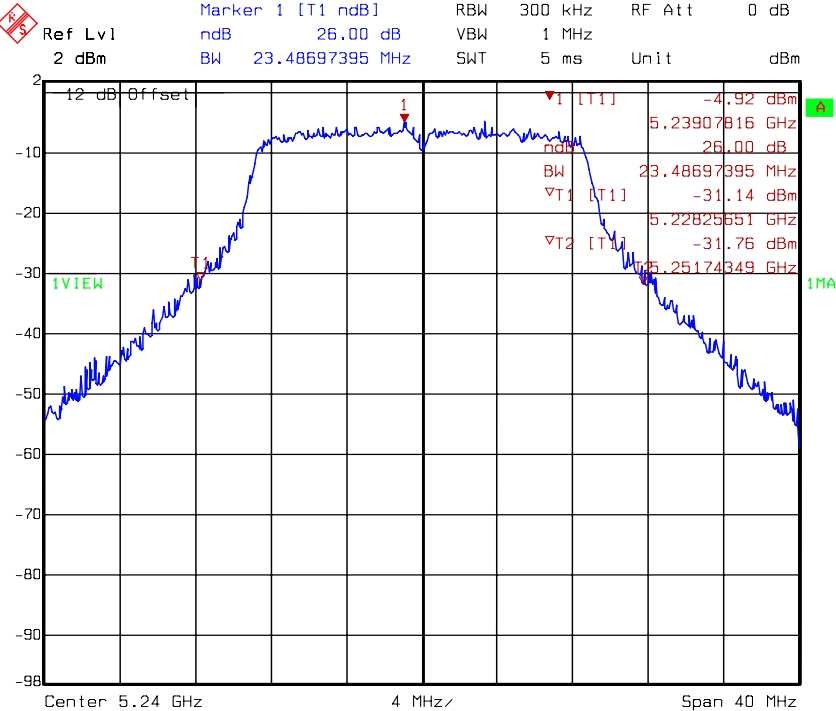
Antenna 1 : C5060-510002-A

Chain A: 26dB Bandwidth @ 802.11n (HT20) mode channel 40



Title: 26dB Bandwidth
Comment A: 5.2006 at 802.11n mode HT20 chainA
Date: 04.DEC.2008 11:25:14

Chain A: 26dB Bandwidth @ 802.11n (HT20) mode channel 48

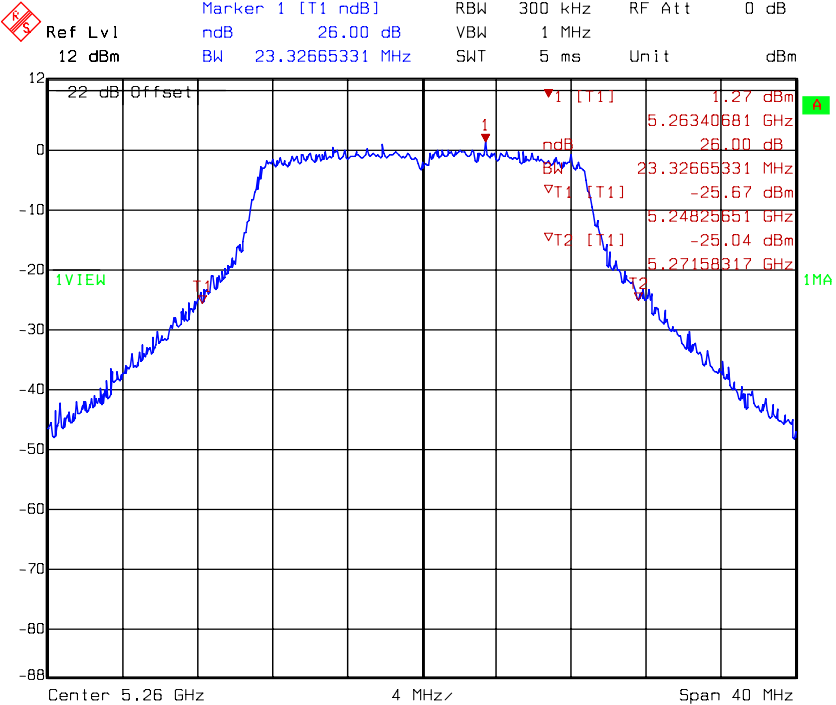


Title: 26dB Bandwidth
Comment A: 5.2406 at 802.11n mode HT20 chainA
Date: 04.DEC.2008 11:31:14



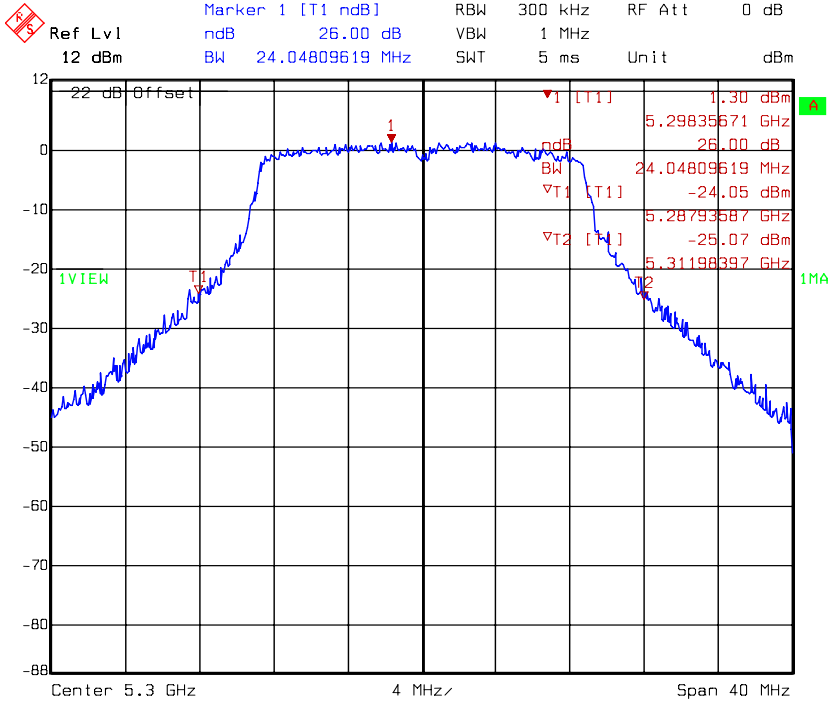
Antenna 1 : C5060-510002-A

Chain A: 26dB Bandwidth @ 802.11n (HT20) mode channel 52



Title: 26dB Bandwidth
Comment A: CH 52 at 802.11a mode
Date: 10.APR.2009 16:46:00

Chain A: 26dB Bandwidth @ 802.11n (HT20) mode channel 60

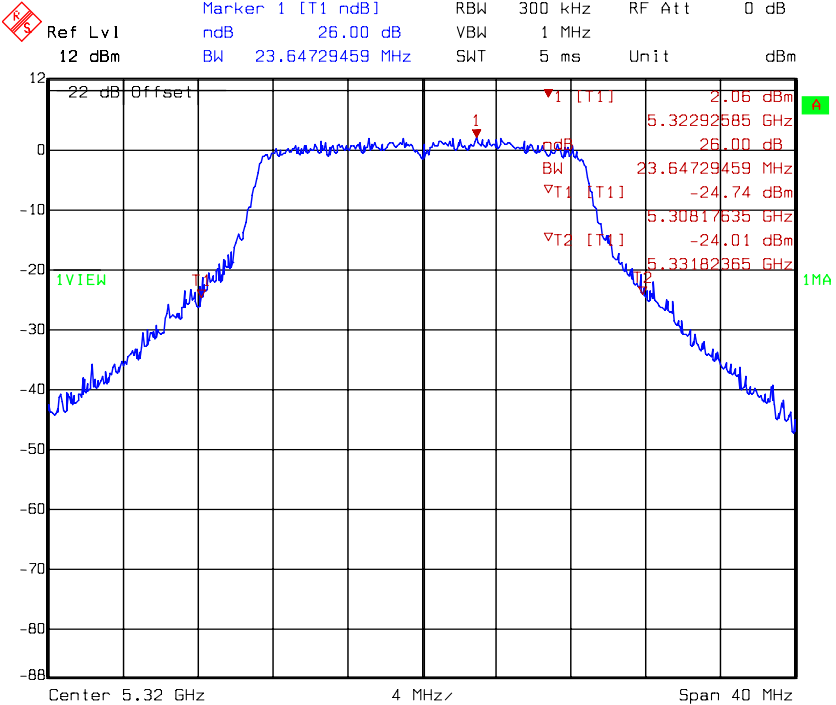


Title: 26dB Bandwidth
Comment A: CH 60 at 802.11a mode
Date: 10.APR.2009 16:48:27



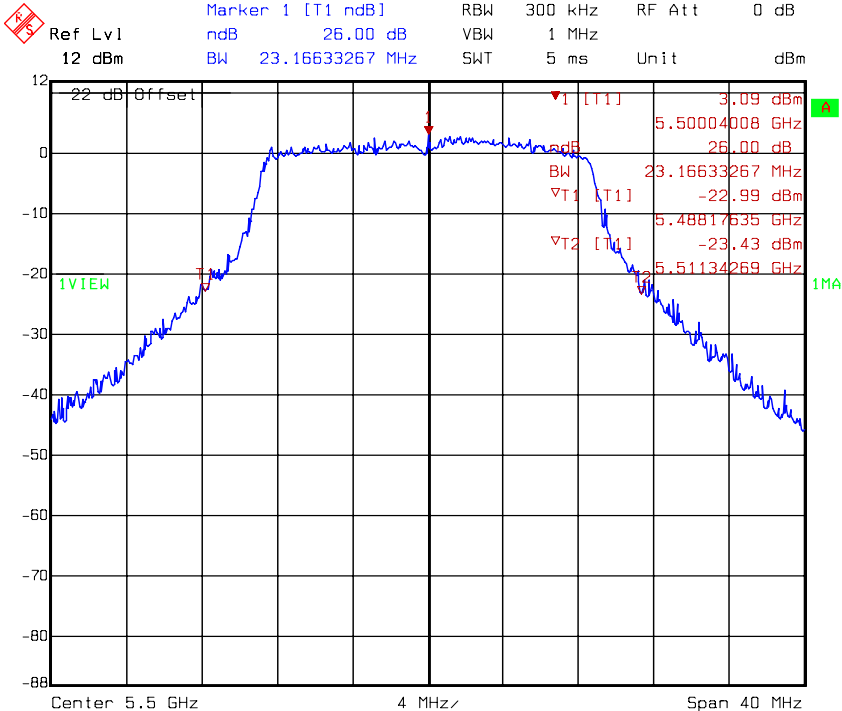
Antenna 1 : C5060-510002-A

Chain A: 26dB Bandwidth @ 802.11n (HT20) mode channel 64



Title: 26dB Bandwidth
Comment A: CH 64 at 802.11a mode
Date: 10.APR.2009 16:51:09

Chain A: 26dB Bandwidth @ 802.11n (HT20) mode channel 100

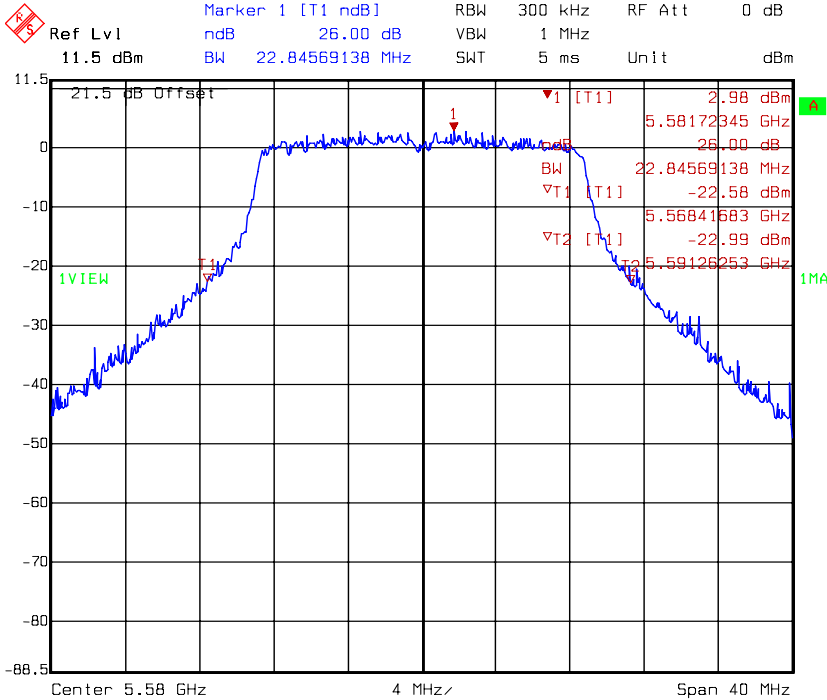


Title: 26dB Bandwidth
Comment A: CH 100 at 802.11a mode
Date: 10.APR.2009 16:53:56



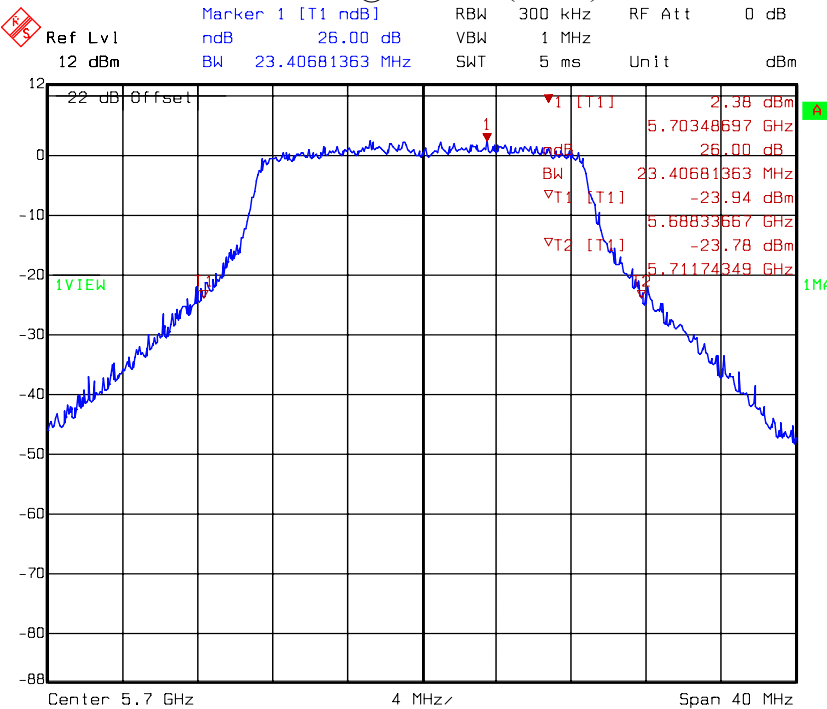
Antenna 1 : C5060-510002-A

Chain A: 26dB Bandwidth @ 802.11n (HT20) mode channel 116



Title: 26dB Bandwidth
Comment A: 5.580G at 802.11n mode HT20 chainA
Date: 09.OCT.2009 16:24:27

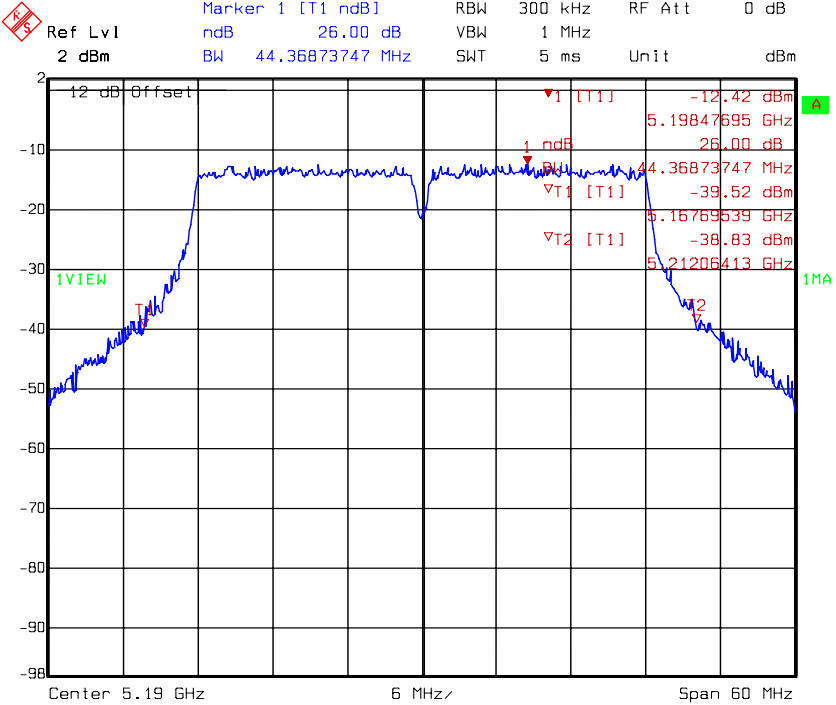
Chain A: 26dB Bandwidth @ 802.11n (HT20) mode channel 140



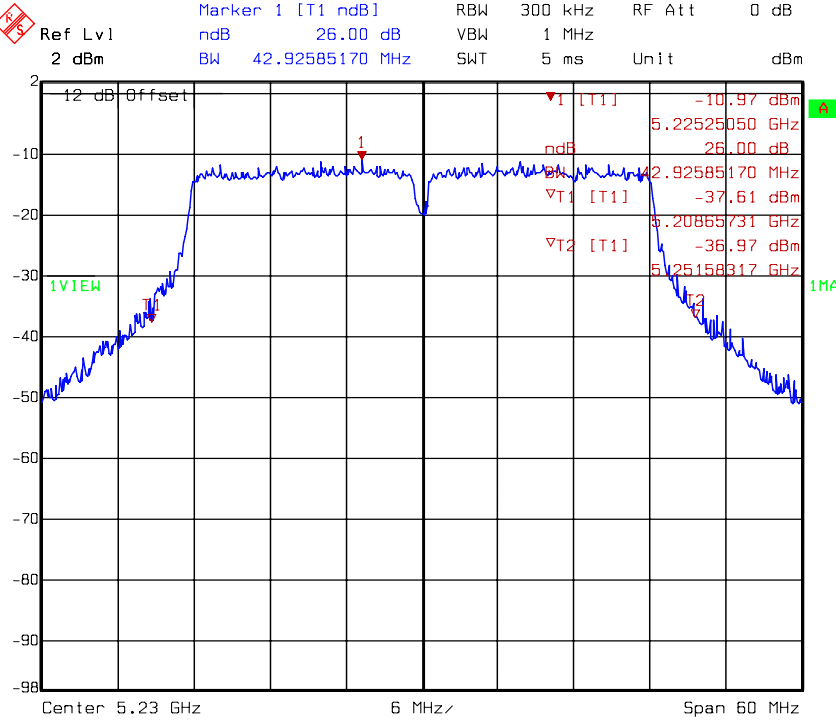
Title: 26dB Bandwidth
Comment A: CH 140 at 802.11a mode
Date: 10.APR.2009 17:00:01

Antenna 1 : C5060-510002-A

Chain A: 26dB Bandwidth @ 802.11n (HT40) mode channel 38



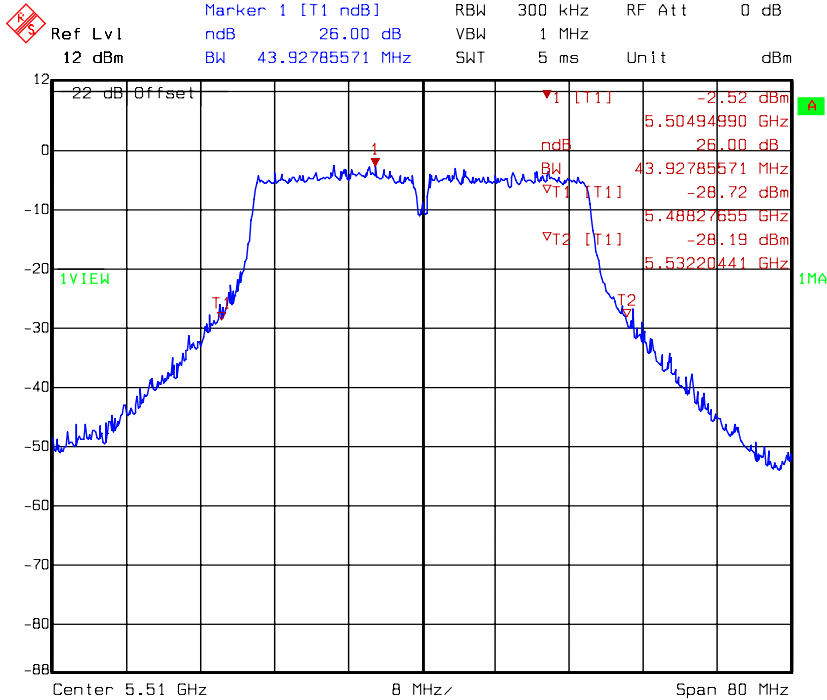
Chain A: 26dB Bandwidth @ 802.11n (HT40) mode channel 46





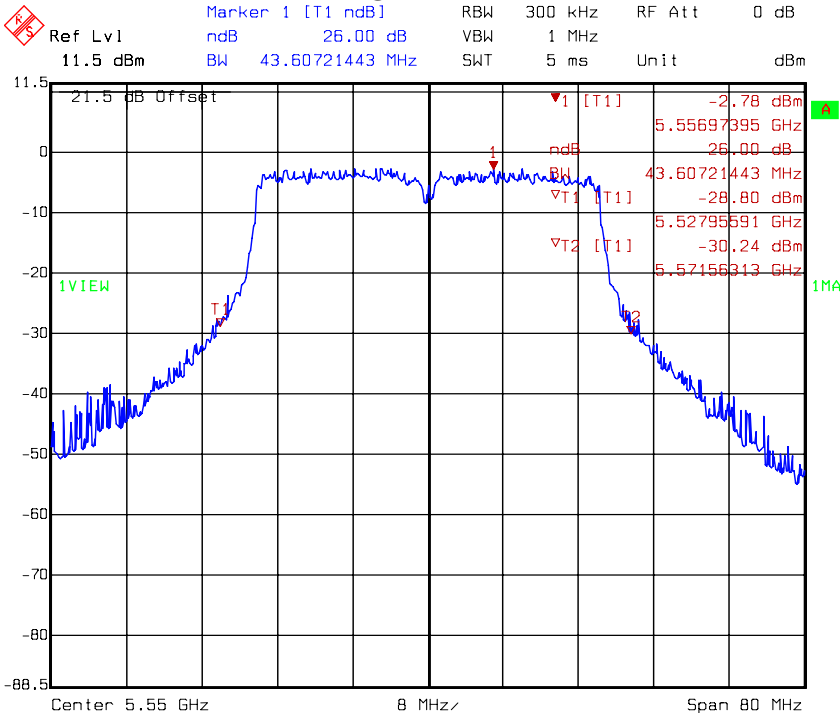
Antenna 1 : C5060-510002-A

Chain A: 26dB Bandwidth @ 802.11n (HT40) mode channel 102



Title: 26dB Bandwidth
 Comment A: CH 102 at 802.11a mode
 Date: 10.APR.2009 17:11:37

Chain A: 26dB Bandwidth @ 802.11n (HT40) mode channel 110

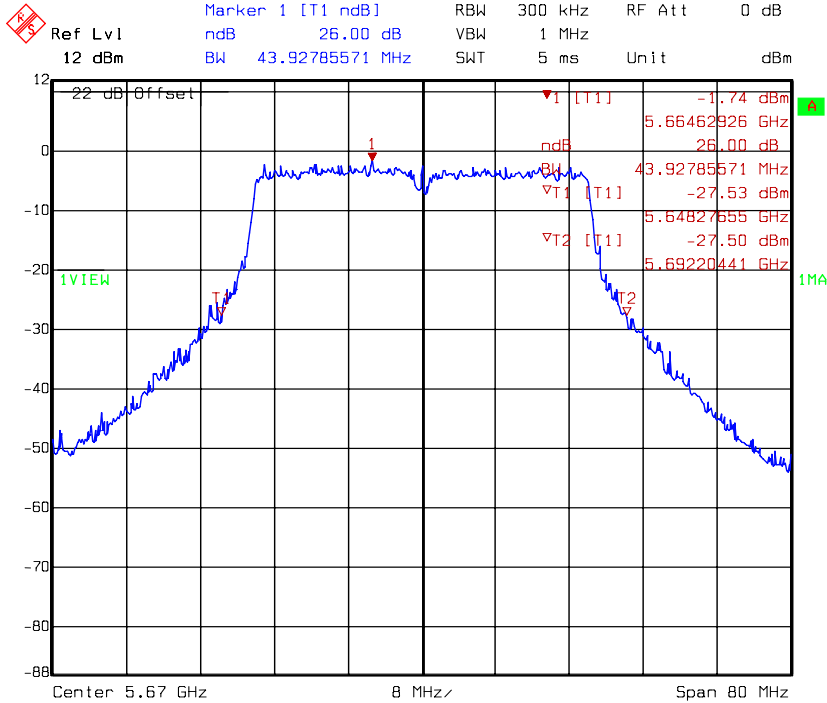


Title: 26dB Bandwidth
 Comment A: 5.5506 at 802.11n mode HT40 chainA
 Date: 09.OCT.2009 16:28:41



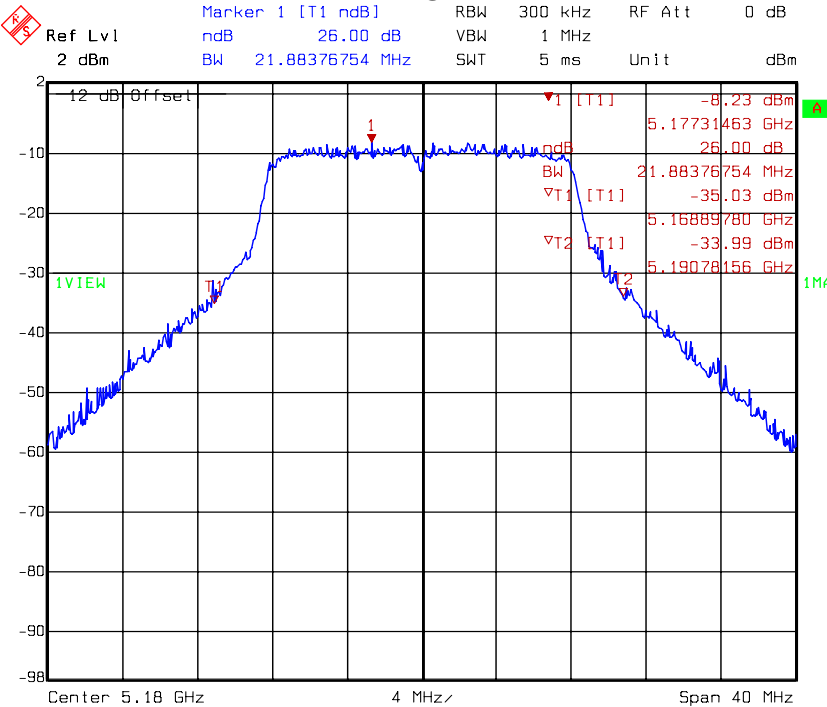
Antenna 1 : C5060-510002-A

Chain A: 26dB Bandwidth @ 802.11n (HT40) mode channel 134



Title: 26dB Bandwidth
 Comment A: CH 134 at 802.11a mode
 Date: 10.APR.2009 17:20:35

Chain B: 26dB Bandwidth @ 802.11a mode channel 36

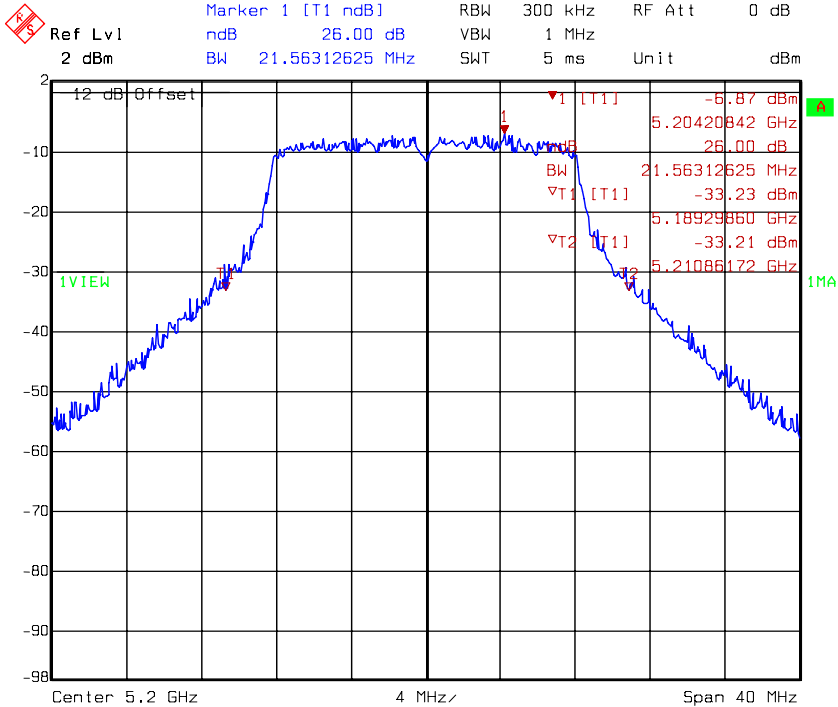


Title: 26dB Bandwidth
 Comment A: CH 36 at 802.11a mode chainB
 Date: 04.DEC.2008 12:10:02



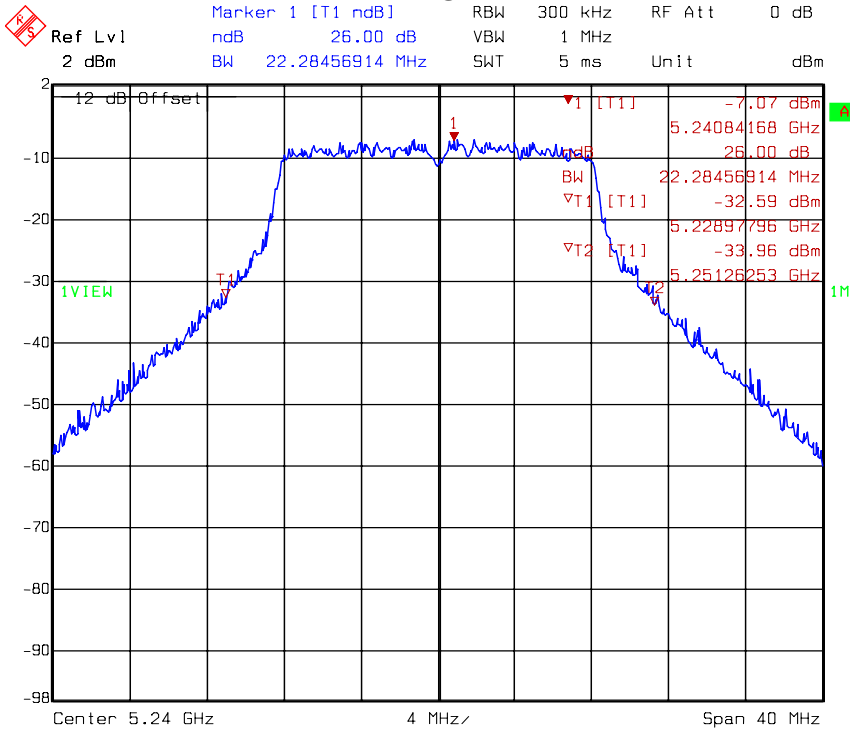
Antenna 1 : C5060-510002-A

Chain B: 26dB Bandwidth @ 802.11a mode channel 40



Title: 26dB Bandwidth
 Comment A: CH 40 at 802.11a mode chainB
 Date: 04.DEC.2008 12:14:37

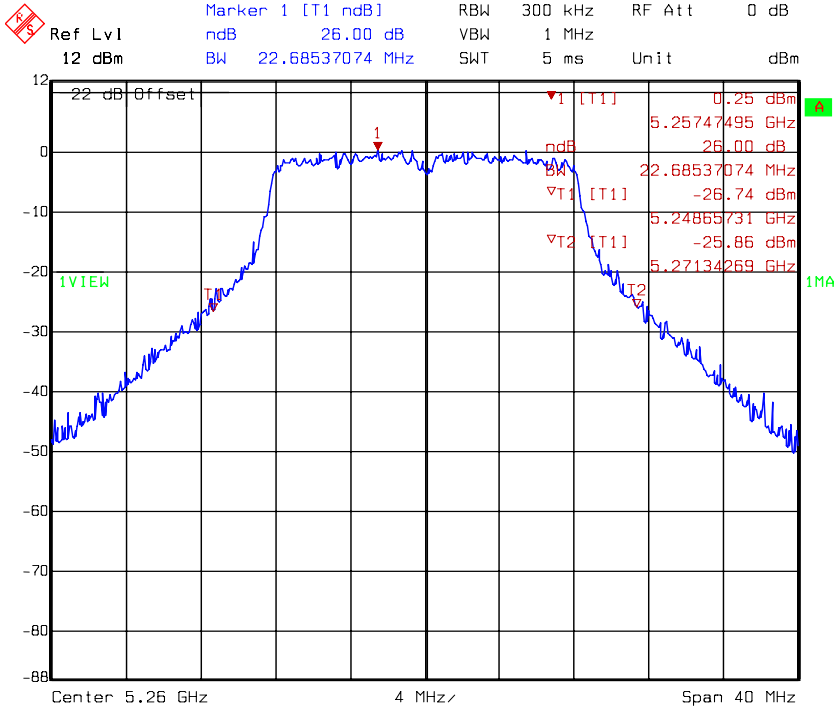
Chain B: 26dB Bandwidth @ 802.11a mode channel 48



Title: 26dB Bandwidth
 Comment A: CH 48 at 802.11a mode chainB
 Date: 04.DEC.2008 12:17:44

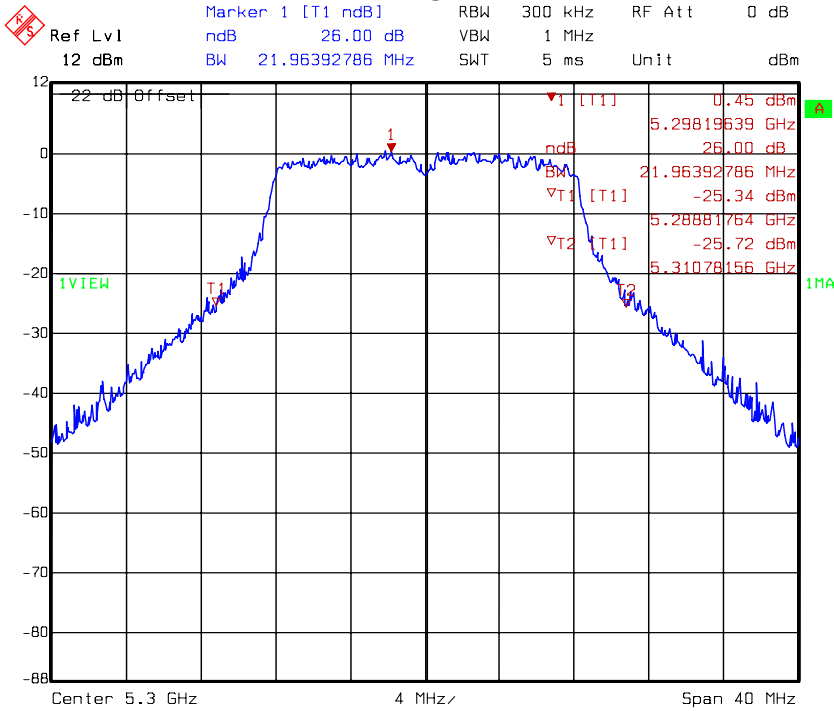
Antenna 1 : C5060-510002-A

Chain B: 26dB Bandwidth @ 802.11a mode channel 52



Title: 26dB Bandwidth
 Comment A: CH 52 at 802.11a mode
 Date: 13.APR.2009 11:30:37

Chain B: 26dB Bandwidth @ 802.11a mode channel 60

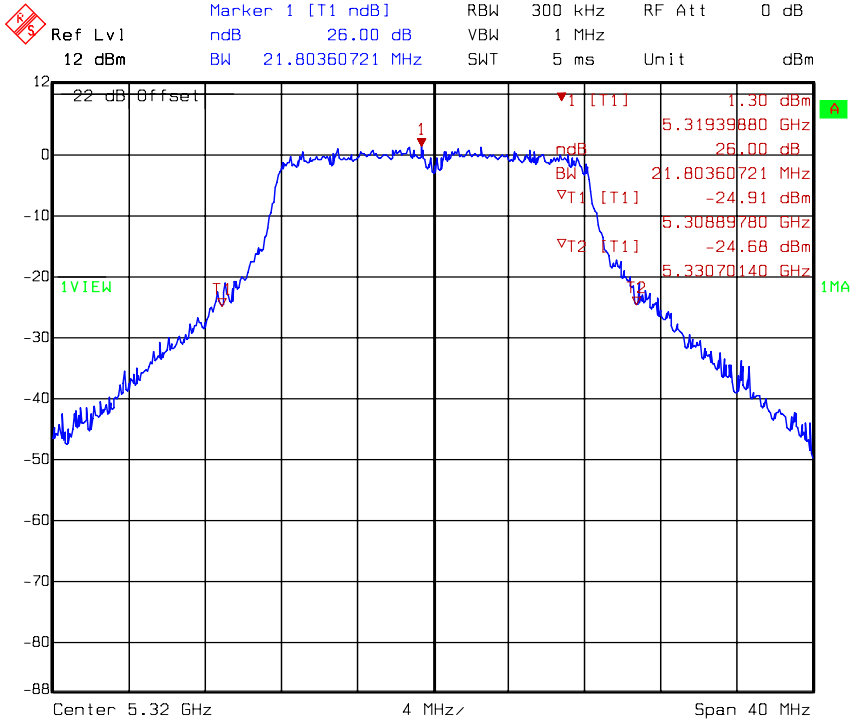


Title: 26dB Bandwidth
 Comment A: CH 60 at 802.11a mode
 Date: 13.APR.2009 13:40:28



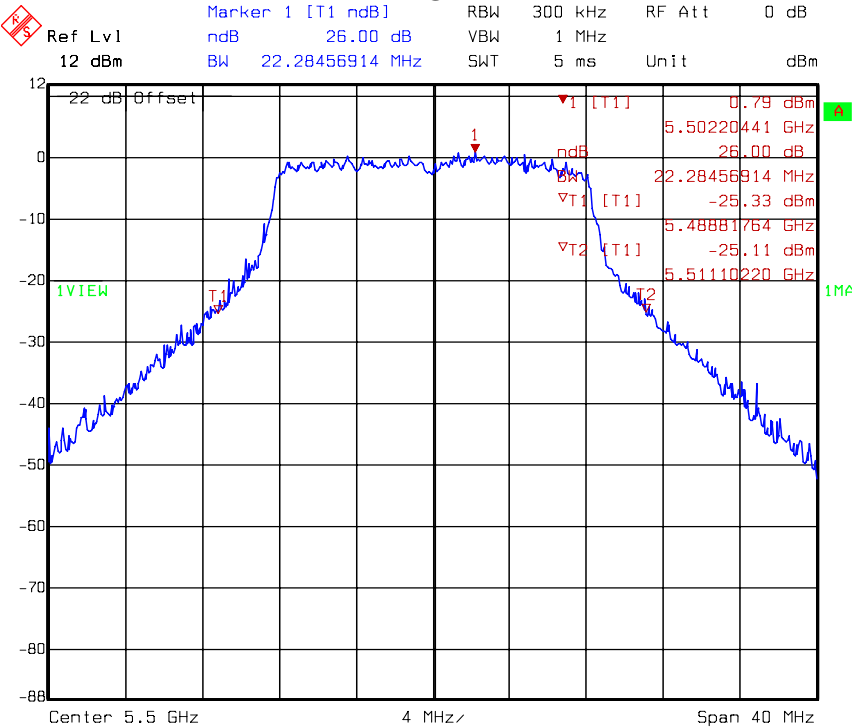
Antenna 1 : C5060-510002-A

Chain B: 26dB Bandwidth @ 802.11a mode channel 64



Title: 26dB Bandwidth
 Comment A: CH 64 at 802.11a mode
 Date: 13.APR.2009 13:42:58

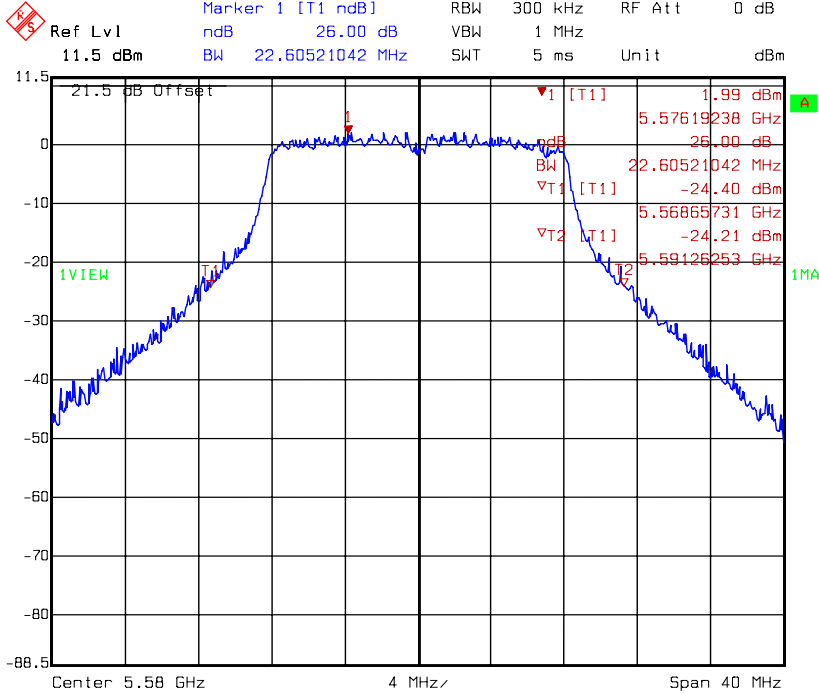
Chain B: 26dB Bandwidth @ 802.11a mode channel 100



Title: 26dB Bandwidth
 Comment A: CH 100 at 802.11a mode
 Date: 13.APR.2009 13:45:39

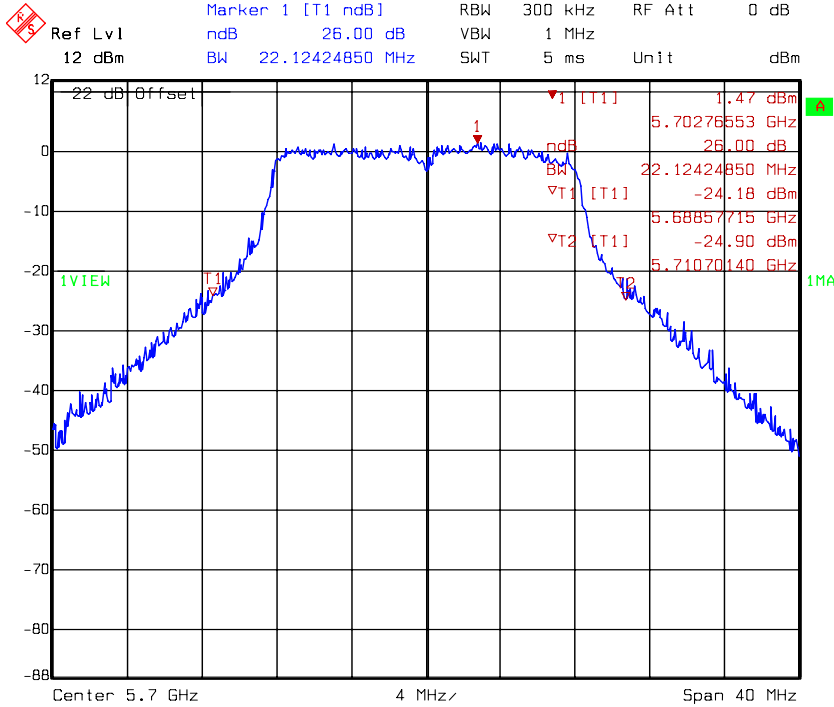
Antenna 1 : C5060-510002-A

Chain B: 26dB Bandwidth @ 802.11a mode channel 116



Title: 26dB Bandwidth
 Comment A: CH 116 at 802.11a mode chainB
 Date: 09.OCT.2009 17:03:25

Chain B: 26dB Bandwidth @ 802.11a mode channel 140

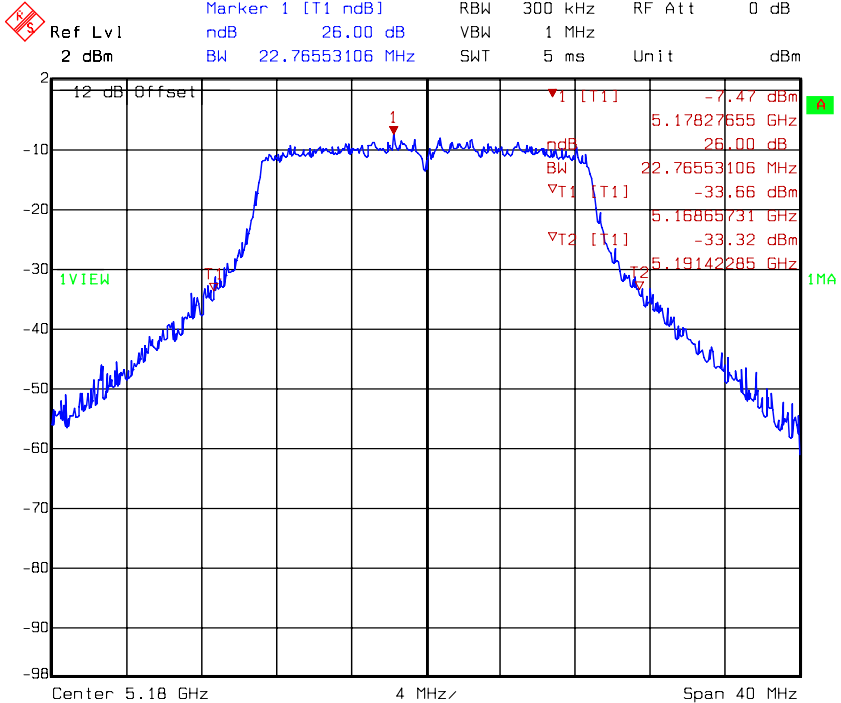


Title: 26dB Bandwidth
 Comment A: CH 140 at 802.11a mode
 Date: 13.APR.2009 13:51:52



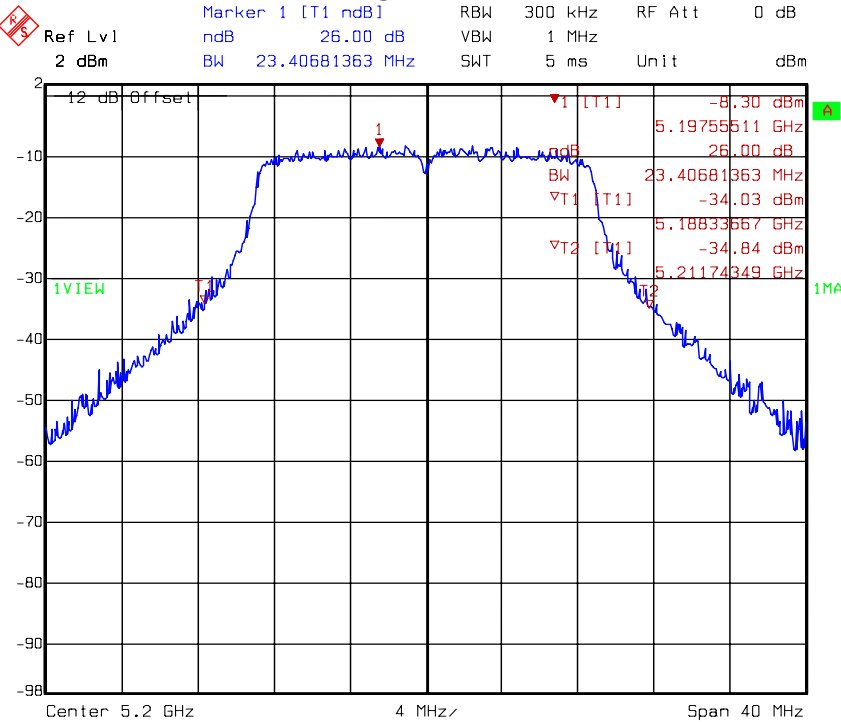
Antenna 1 : C5060-510002-A

Chain B: 26dB Bandwidth @ 802.11n (HT20) mode channel 36



Title: 26dB Bandwidth
Comment A: 5.1806 at 802.11n mode HT20 chainB
Date: 04.DEC.2008 11:56:29

Chain B: 26dB Bandwidth @ 802.11n (HT20) mode channel 40

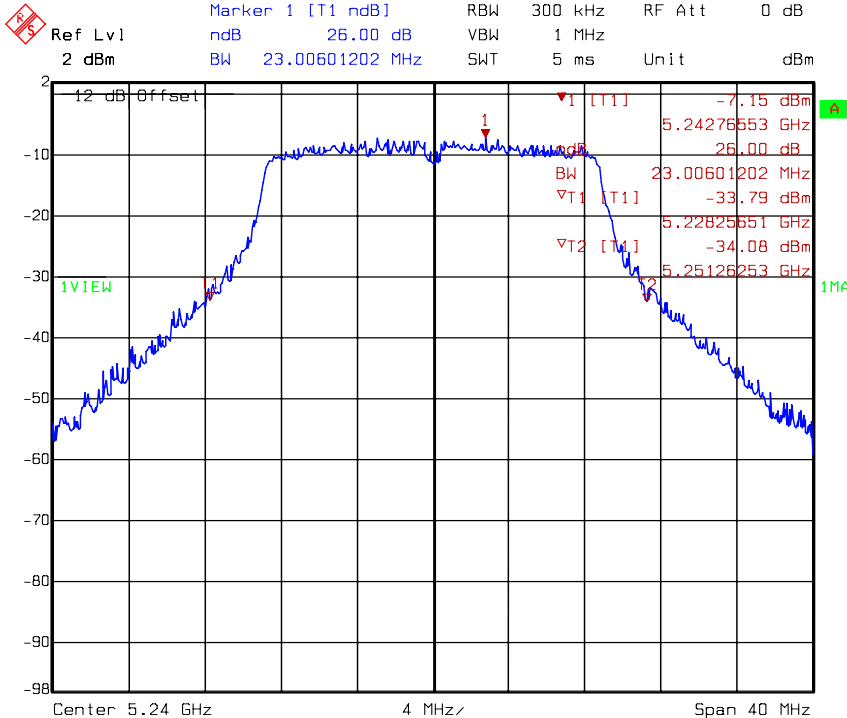


Title: 26dB Bandwidth
Comment A: 5.2006 at 802.11n mode HT20 chainB
Date: 04.DEC.2008 12:01:21



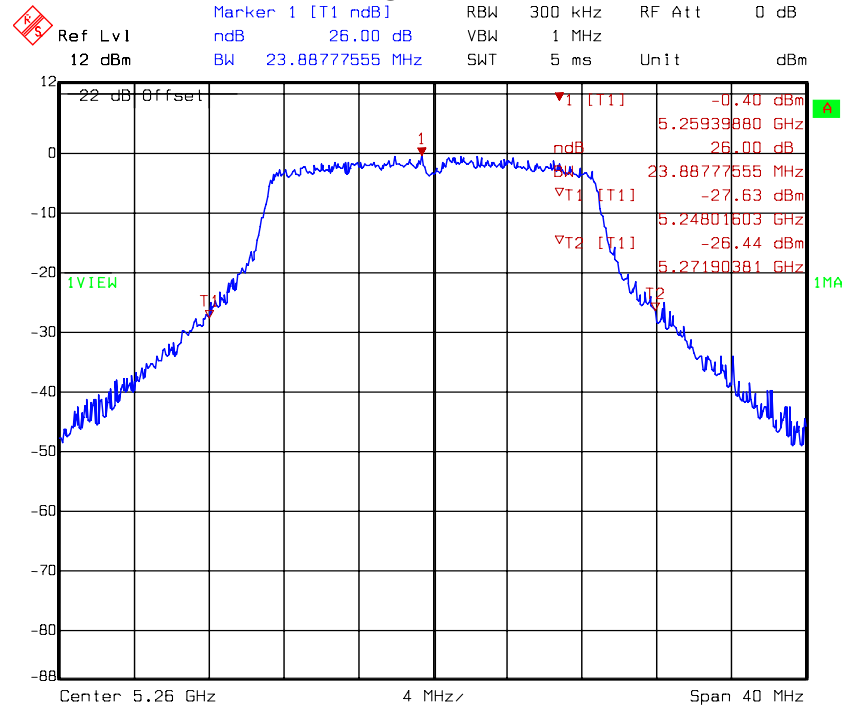
Antenna 1 : C5060-510002-A

Chain B: 26dB Bandwidth @ 802.11n (HT20) mode channel 48



Title: 26dB Bandwidth
Comment A: 5.2406 at 802.11n mode HT20 chainB
Date: 04.DEC.2008 12:04:26

Chain B: 26dB Bandwidth @ 802.11n (HT20) mode channel 52

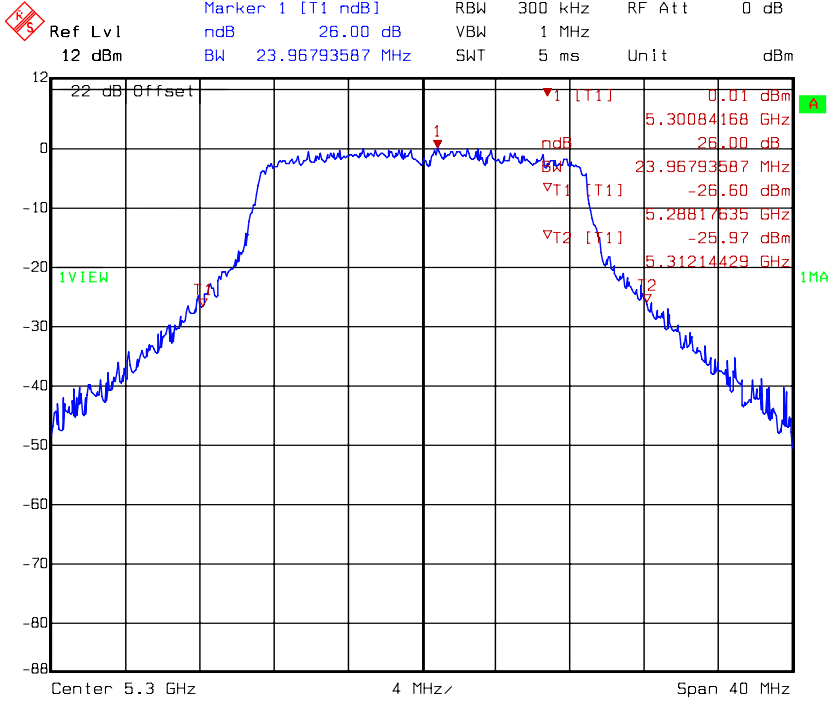


Title: 26dB Bandwidth
Comment A: CH 52 at 802.11a mode
Date: 13.APR.2009 13:54:54



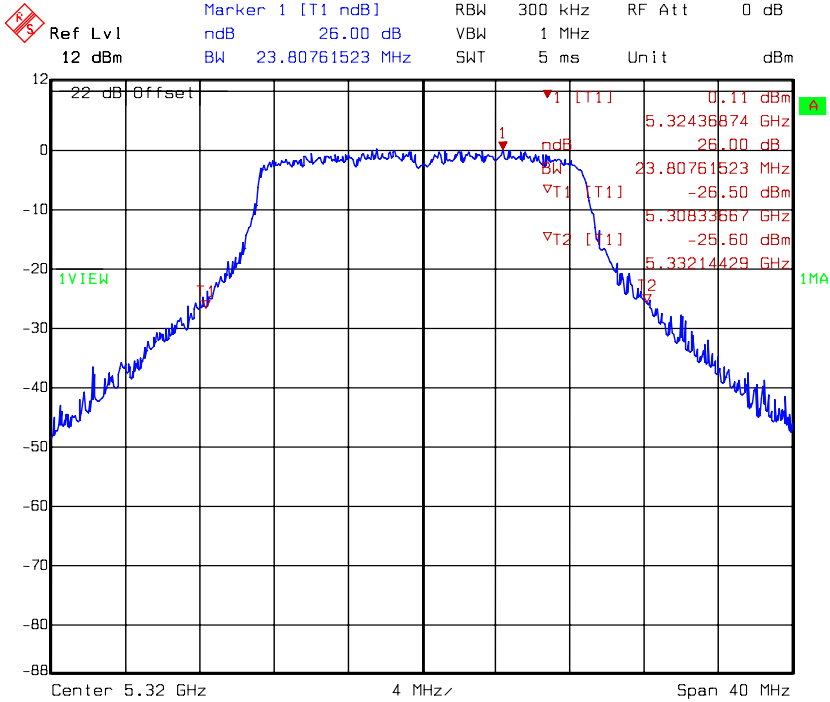
Antenna 1 : C5060-510002-A

Chain B: 26dB Bandwidth @ 802.11n (HT20) mode channel 60



Title: 26dB Bandwidth
Comment A: CH 60 at 802.11a mode
Date: 13.APR.2009 13:57:33

Chain B: 26dB Bandwidth @ 802.11n (HT20) mode channel 64

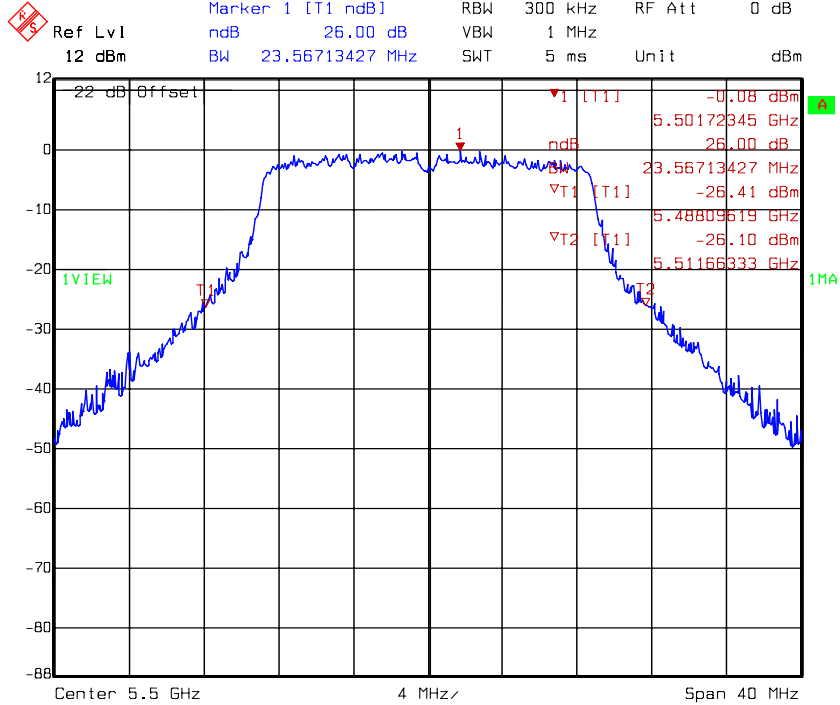


Title: 26dB Bandwidth
Comment A: CH 64 at 802.11a mode
Date: 13.APR.2009 13:59:59



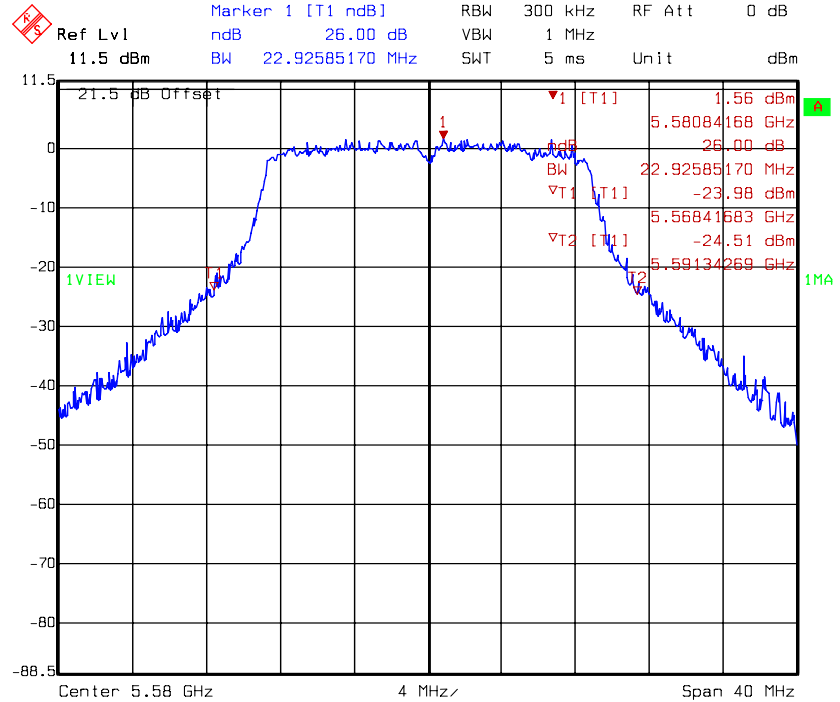
Antenna 1 : C5060-510002-A

Chain B: 26dB Bandwidth @ 802.11n (HT20) mode channel 100



Title: 26dB Bandwidth
Comment A: CH 100 at 802.11a mode
Date: 13.APR.2009 14:02:31

Chain B: 26dB Bandwidth @ 802.11n (HT20) mode channel 116

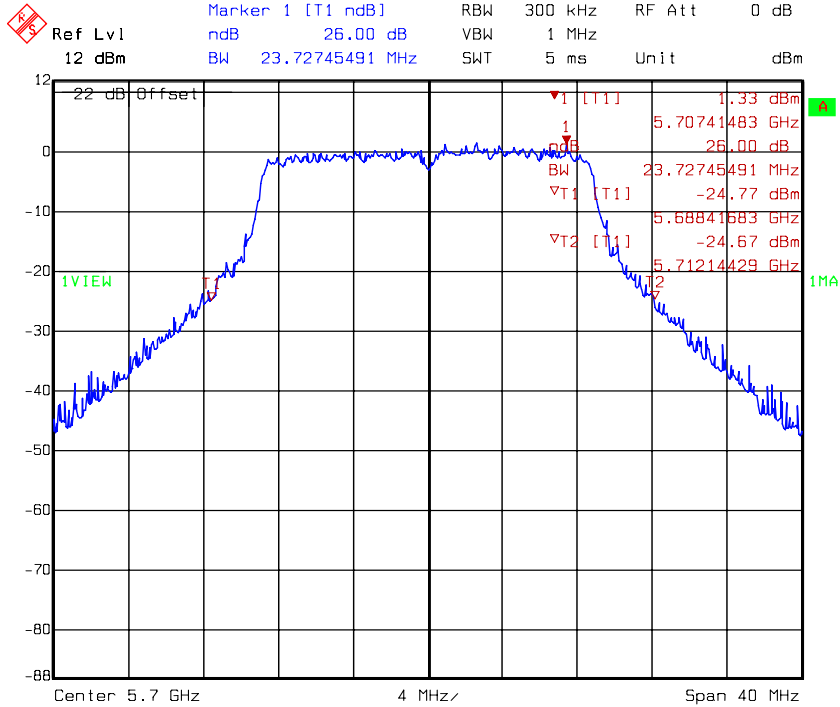


Title: 26dB Bandwidth
Comment A: 5.580G at 802.11n mode HT20 chainB
Date: 09.OCT.2009 17:10:04



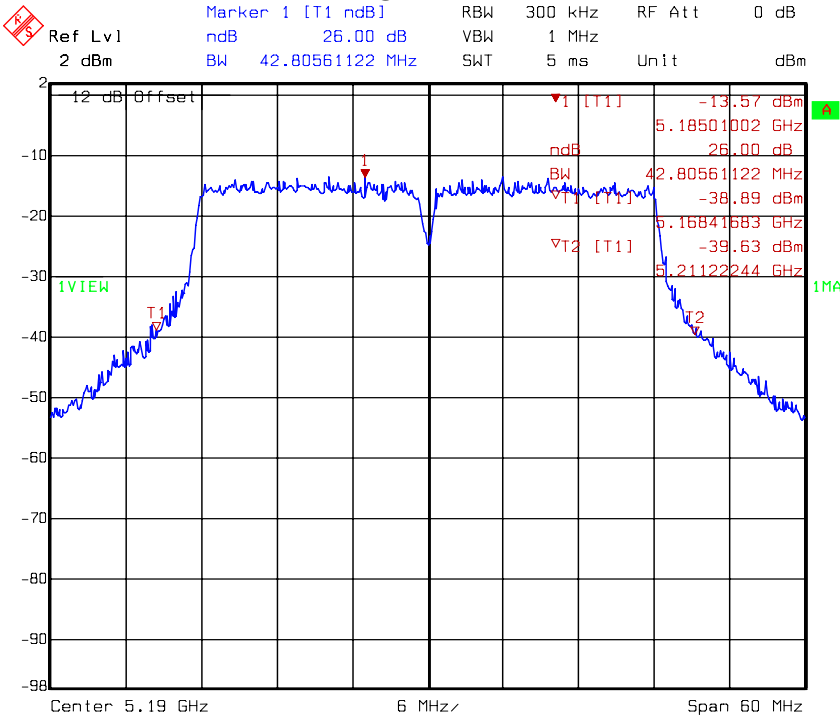
Antenna 1 : C5060-510002-A

Chain B: 26dB Bandwidth @ 802.11n (HT20) mode channel 140



Title: 26dB Bandwidth
Comment A: CH 140 at 802.11a mode
Date: 13.APR.2009 14:11:15

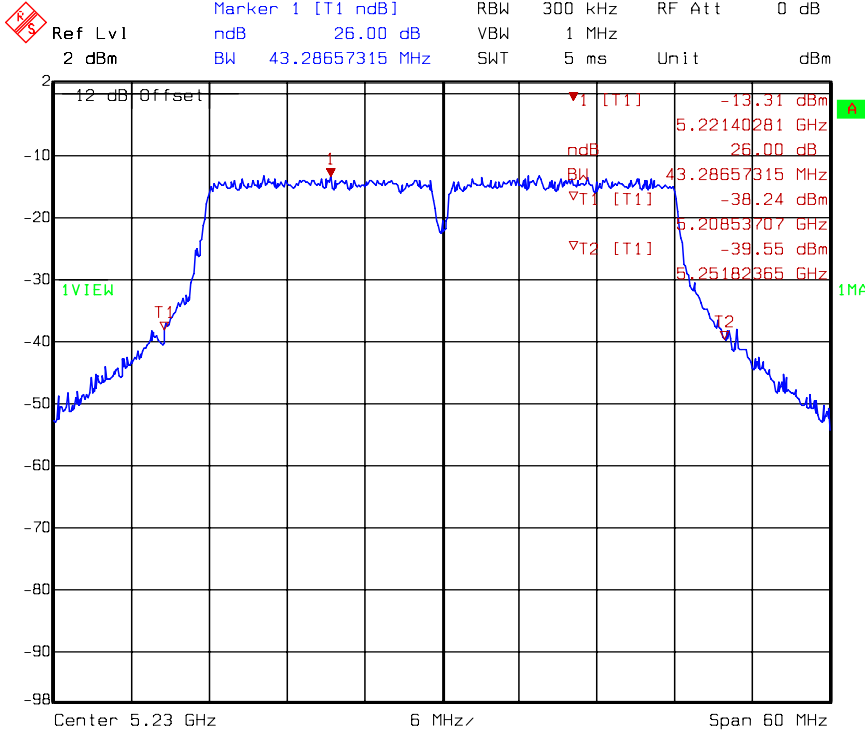
Chain B: 26dB Bandwidth @ 802.11n (HT40) mode channel 38



Title: 26dB Bandwidth
Comment A: 5.190G at 802.11n mode HT40 chainB
Date: 04.DEC.2008 11:50:32

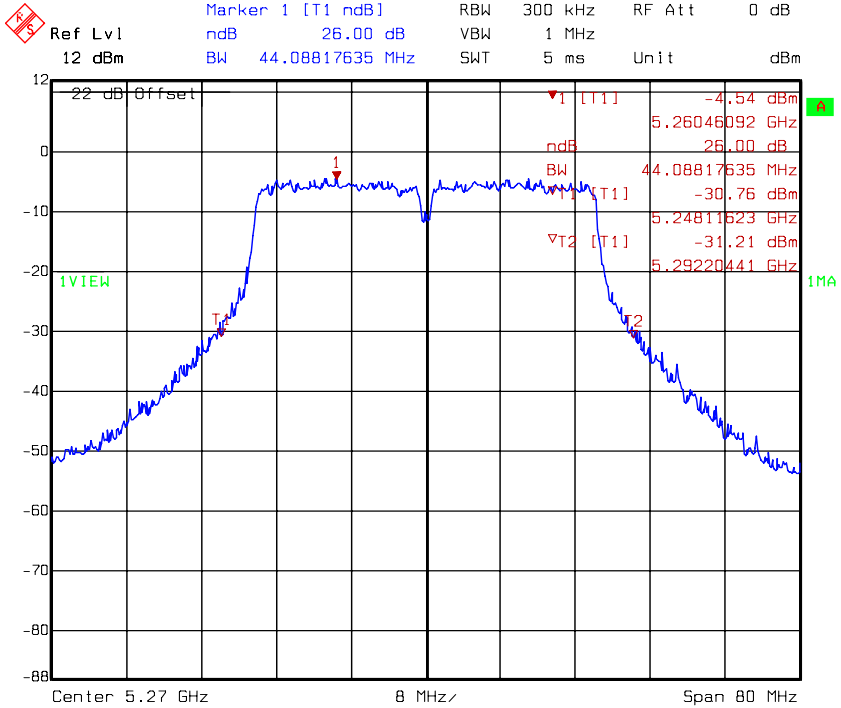
Antenna 1 : C5060-510002-A

Chain B: 26dB Bandwidth @ 802.11n (HT40) mode channel 46



Title: 26dB Bandwidth
 Comment A: 5.2306 at 802.11n mode HT40 chainB
 Date: 04.DEC.2008 11:47:39

Chain B: 26dB Bandwidth @ 802.11n (HT40) mode channel 54

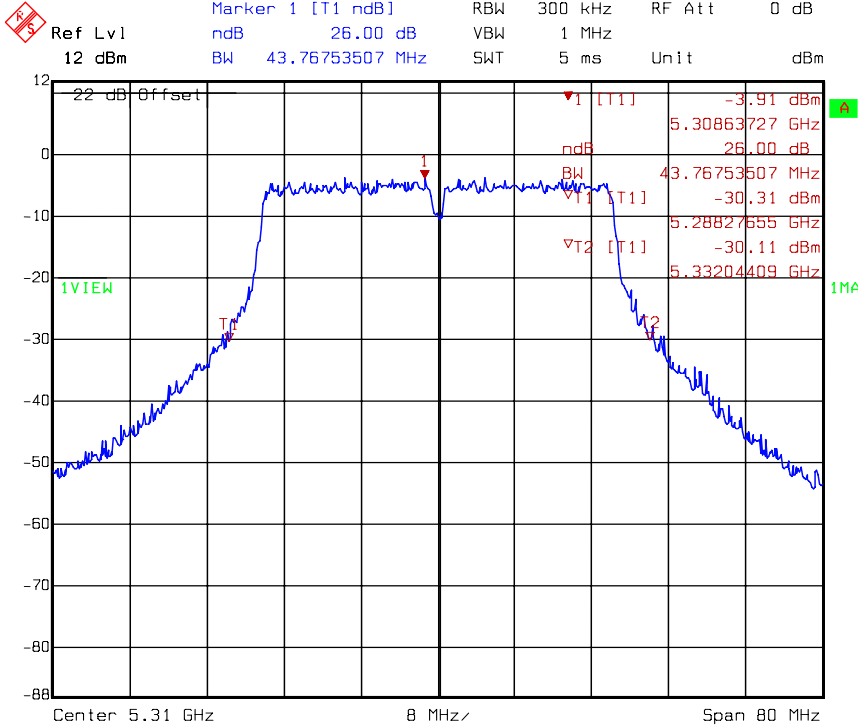


Title: 26dB Bandwidth
 Comment A: CH 54 at 802.11a mode
 Date: 13.APR.2009 14:18:42



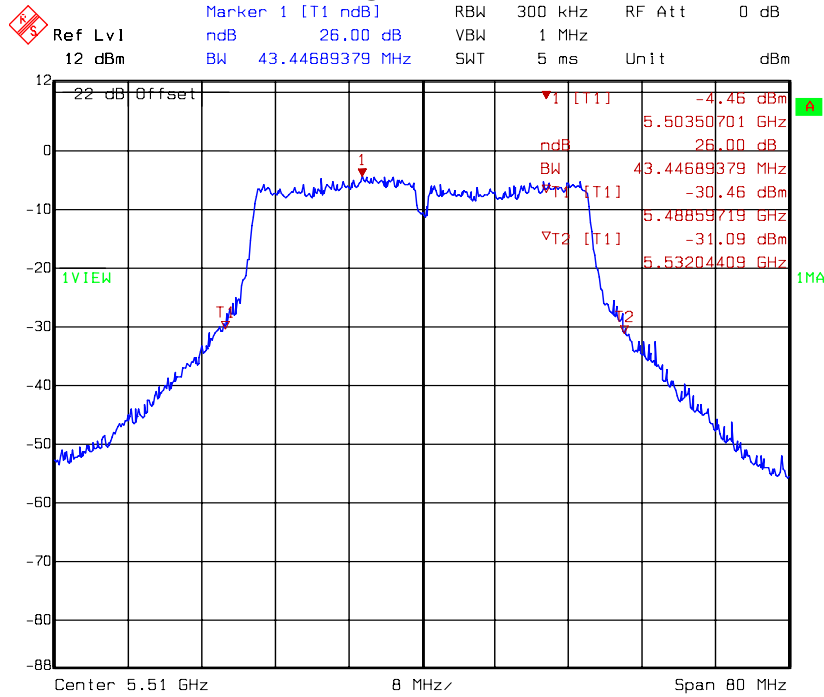
Antenna 1 : C5060-510002-A

Chain B: 26dB Bandwidth @ 802.11n (HT40) mode channel 62



Title: 26dB Bandwidth
Comment A: CH 62 at 802.11a mode
Date: 13.APR.2009 14:21:32

Chain B: 26dB Bandwidth @ 802.11n (HT40) mode channel 102

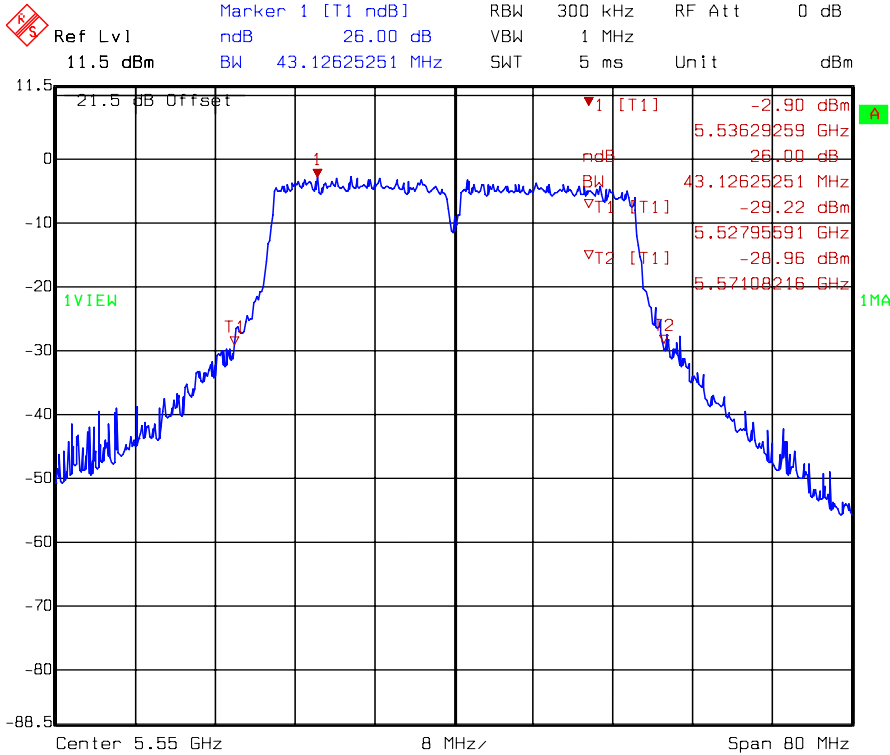


Title: 26dB Bandwidth
Comment A: CH 102 at 802.11a mode
Date: 13.APR.2009 14:25:25



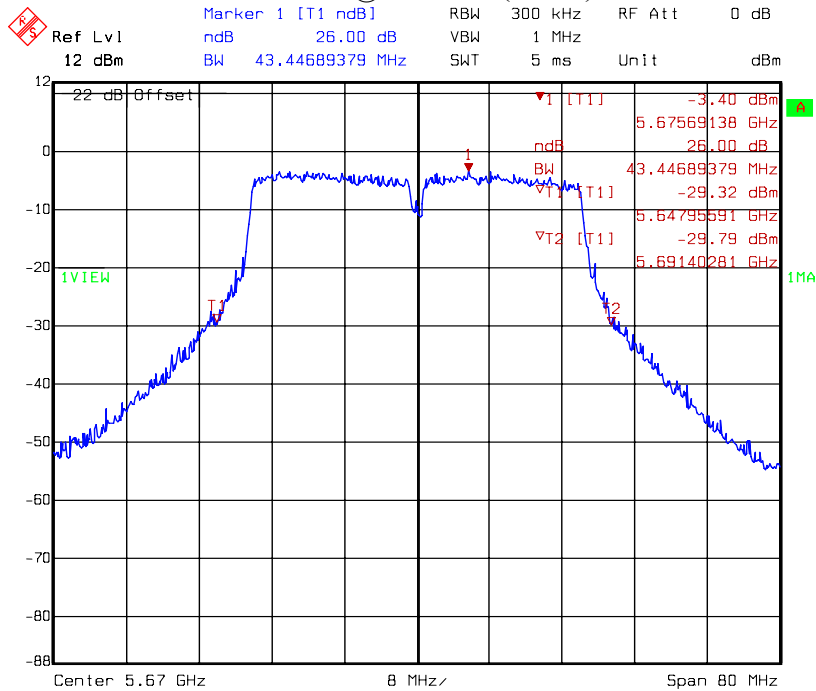
Antenna 1 : C5060-510002-A

Chain B: 26dB Bandwidth @ 802.11n (HT40) mode channel 110



Title: 26dB Bandwidth
Comment A: 5.5506 at 802.11n mode HT40 chainB
Date: 09.OCT.2009 17:13:16

Chain B: 26dB Bandwidth @ 802.11n (HT40) mode channel 134

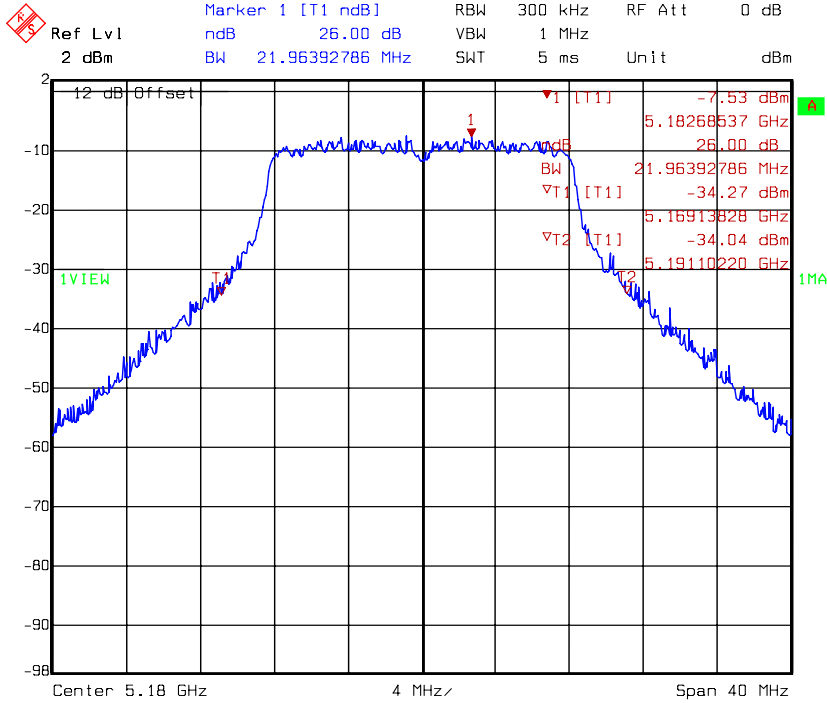


Title: 26dB Bandwidth
Comment A: CH 134 at 802.11a mode
Date: 13.APR.2009 14:30:41



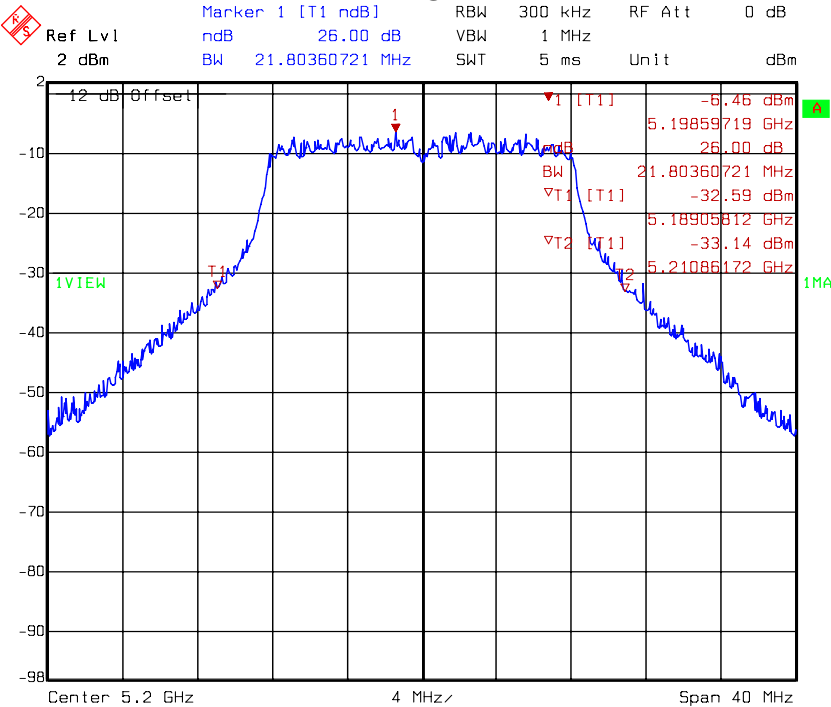
Antenna 1 : C5060-510002-A

Chain C: 26dB Bandwidth @ 802.11a mode channel 36



Title: 26dB Bandwidth
Comment A: CH 36 at 802.11a mode chainC
Date: 04.DEC.2008 13:29:23

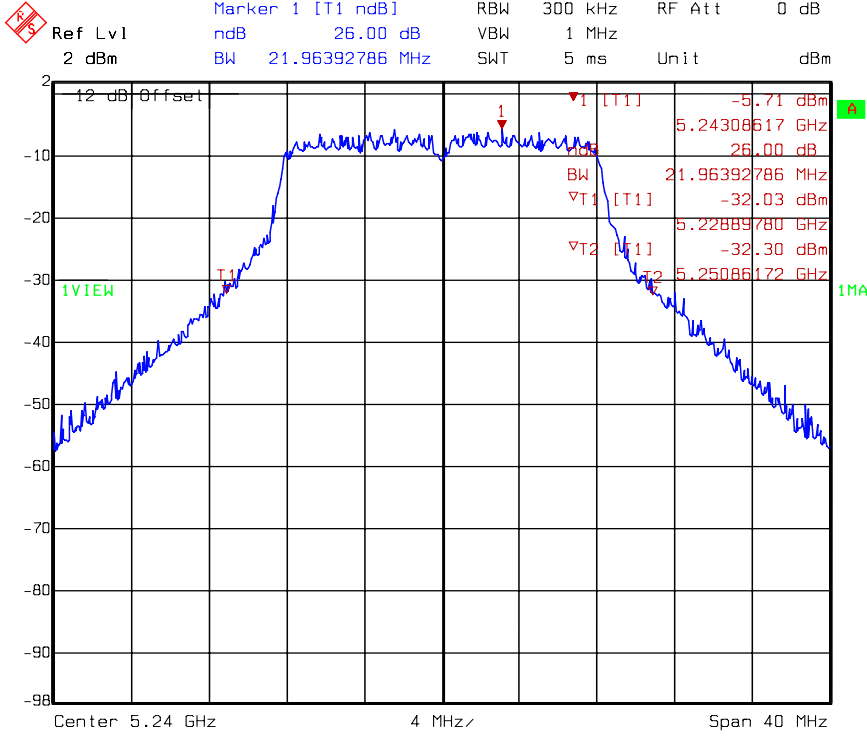
Chain C: 26dB Bandwidth @ 802.11a mode channel 40



Title: 26dB Bandwidth
Comment A: CH 40 at 802.11a mode chainC
Date: 04.DEC.2008 13:33:43

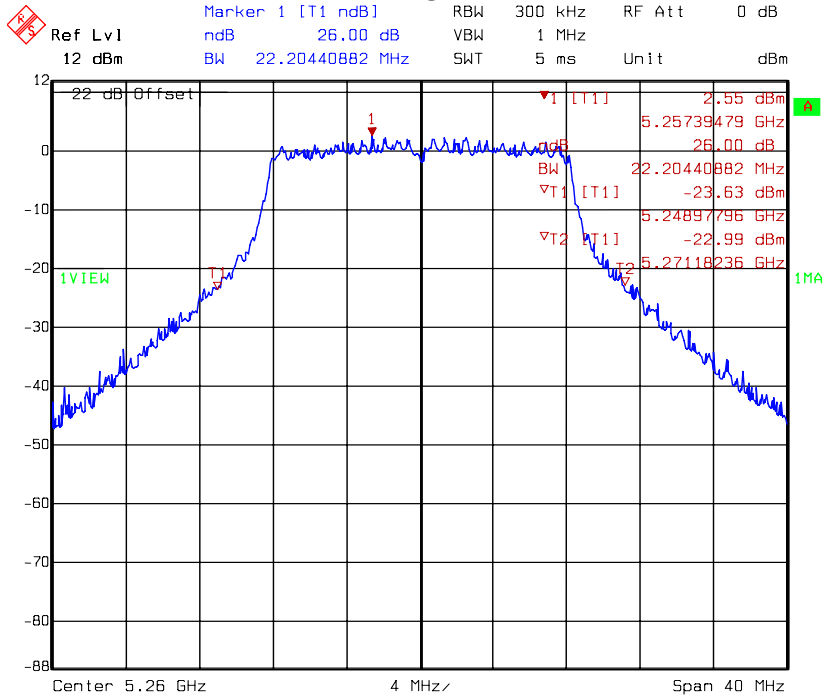
Antenna 1 : C5060-510002-A

Chain C: 26dB Bandwidth @ 802.11a mode channel 48



Title: 26dB Bandwidth
 Comment A: CH 48 at 802.11a mode chainC
 Date: 04.DEC.2008 13:39:37

Chain C: 26dB Bandwidth @ 802.11a mode channel 52

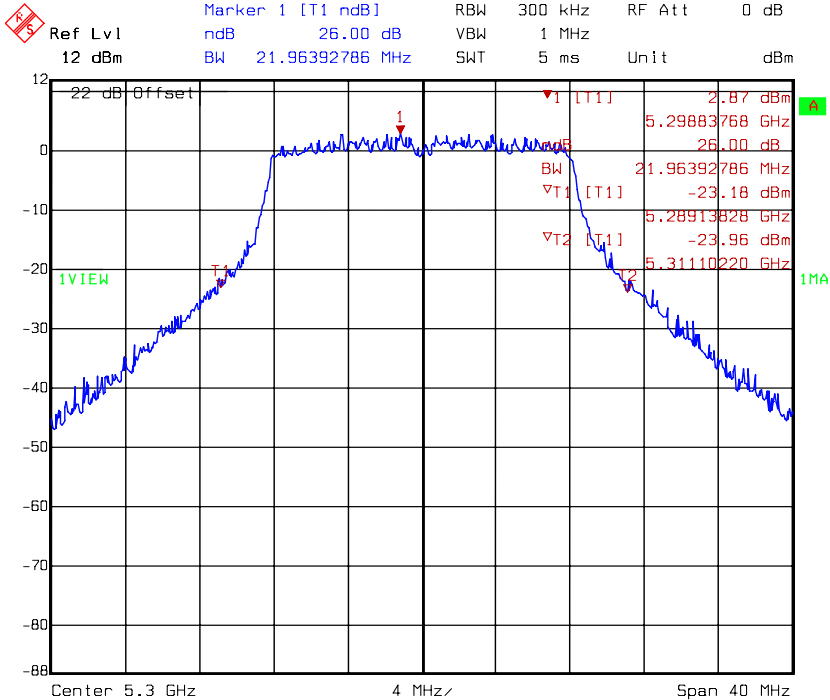


Title: 26dB Bandwidth
 Comment A: CH 52 at 802.11a mode
 Date: 13.APR.2009 14:39:11



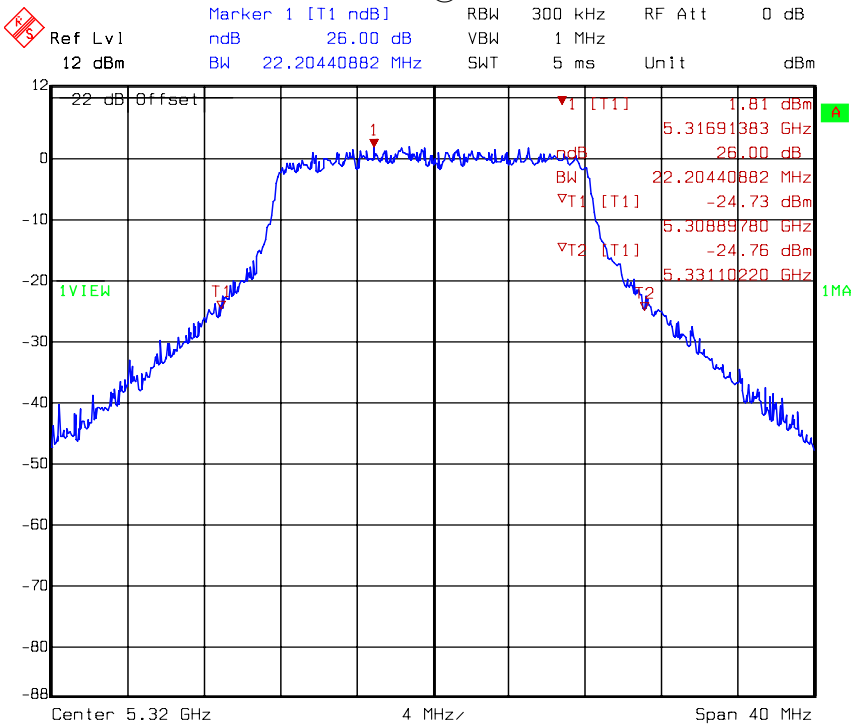
Antenna 1 : C5060-510002-A

Chain C: 26dB Bandwidth @ 802.11a mode channel 60



Title: 26dB Bandwidth
Comment A: CH 60 at 802.11a mode
Date: 13.APR.2009 14:41:50

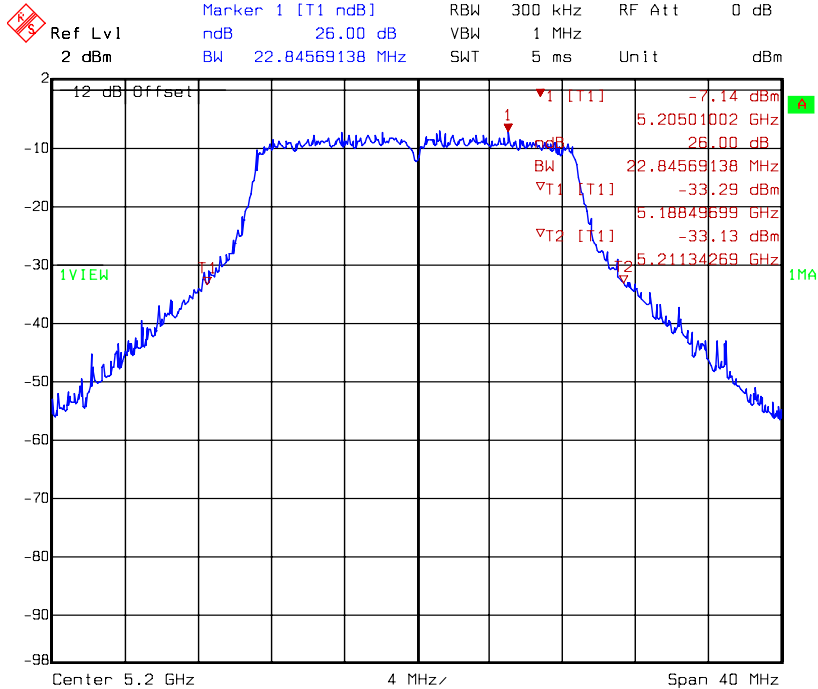
Chain C: 26dB Bandwidth @ 802.11a mode channel 64



Title: 26dB Bandwidth
Comment A: CH 64 at 802.11a mode
Date: 13.APR.2009 14:45:20

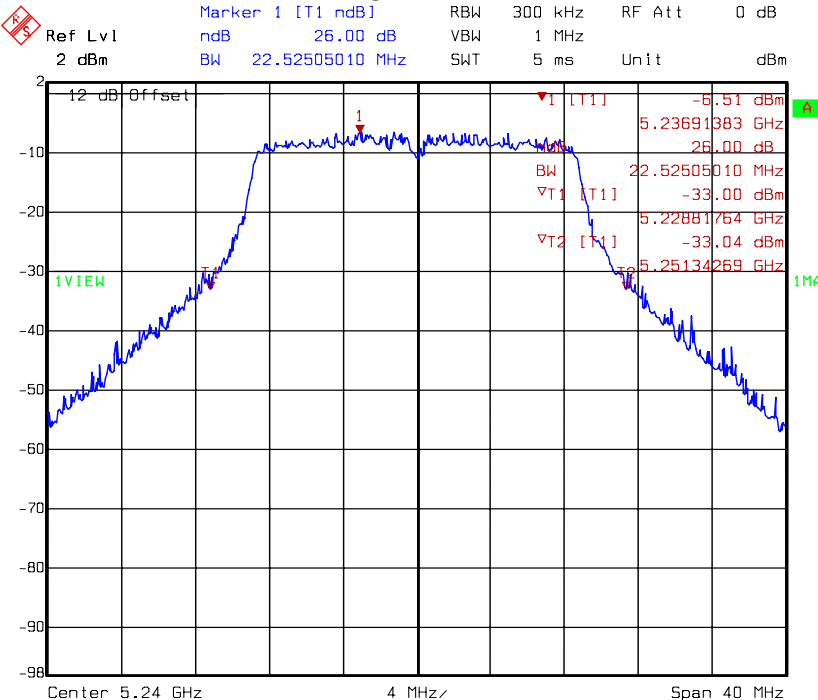
Antenna 1 : C5060-510002-A

Chain C: 26dB Bandwidth @ 802.11n (HT20) mode channel 40



Title: 26dB Bandwidth
 Comment A: 5.2006 at 802.11n mode HT20 chainC
 Date: 04.DEC.2008 13:50:12

Chain C: 26dB Bandwidth @ 802.11n (HT20) mode channel 48

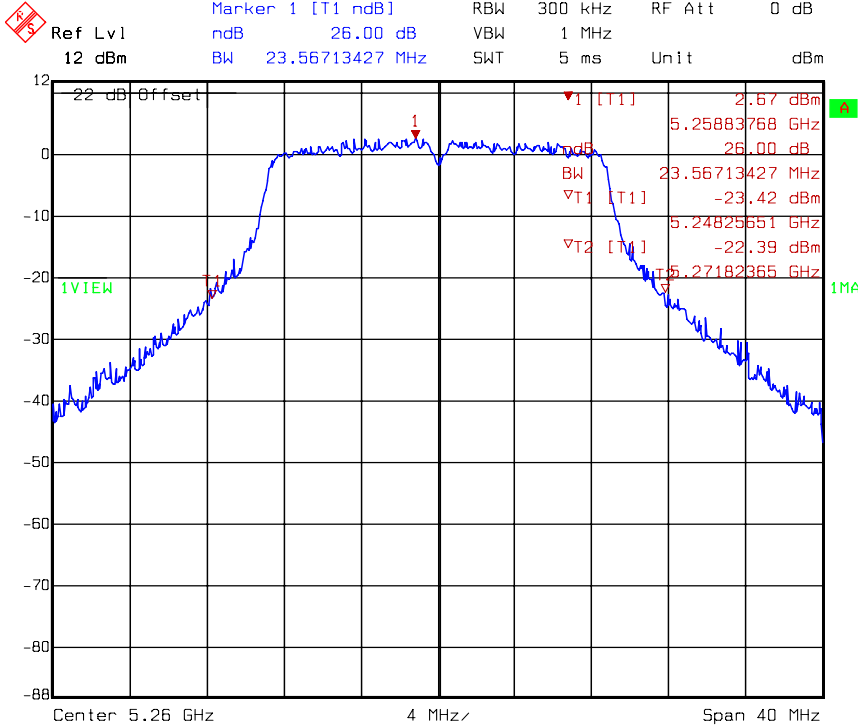


Title: 26dB Bandwidth
 Comment A: 5.2406 at 802.11n mode HT20 chainC
 Date: 04.DEC.2008 13:54:29



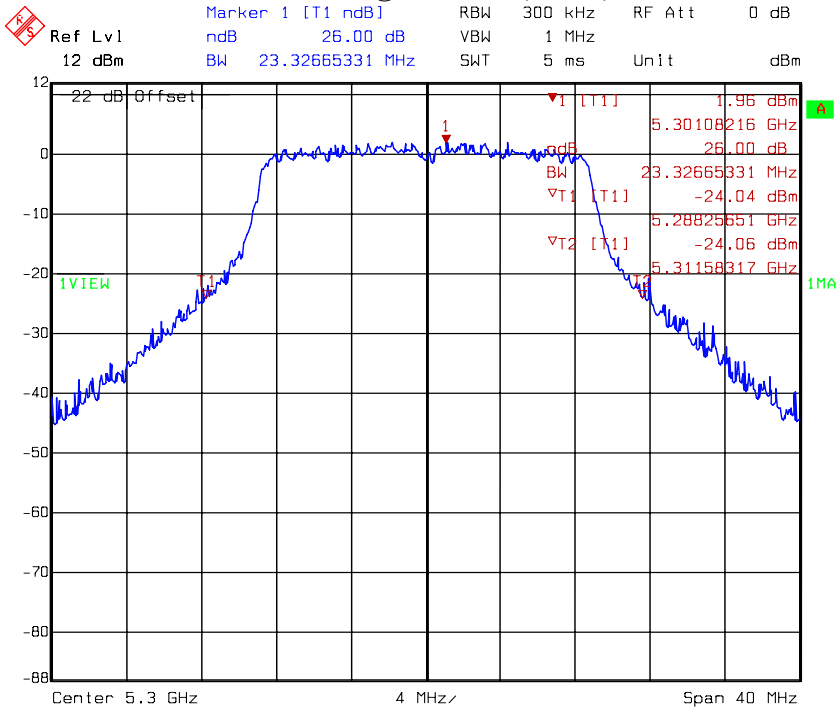
Antenna 1 : C5060-510002-A

Chain C: 26dB Bandwidth @ 802.11n (HT20) mode channel 52



Title: 26dB Bandwidth
 Comment A: CH 52 at 802.11a mode
 Date: 13.APR.2009 15:02:48

Chain C: 26dB Bandwidth @ 802.11n (HT20) mode channel 60

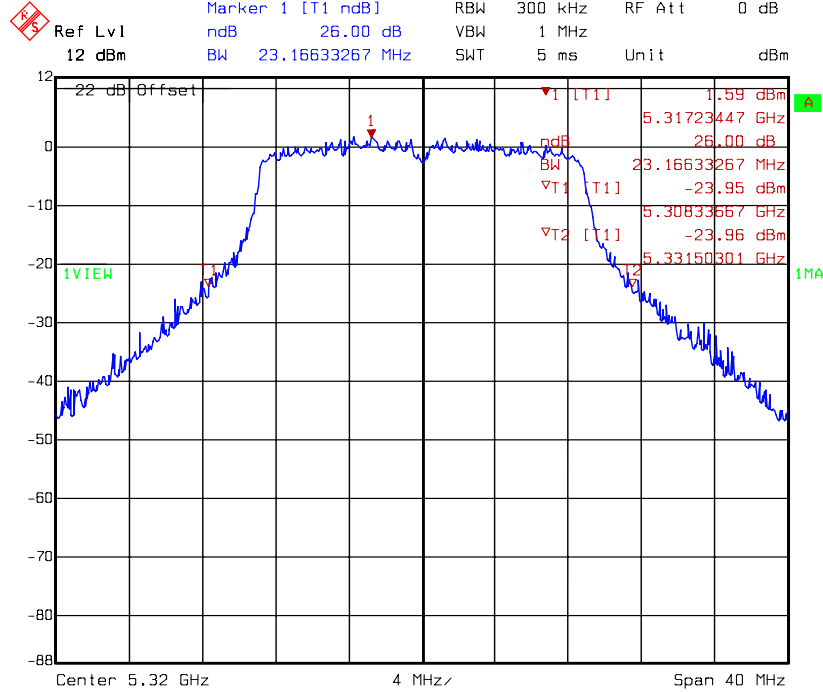


Title: 26dB Bandwidth
 Comment A: CH 60 at 802.11a mode
 Date: 13.APR.2009 15:06:49



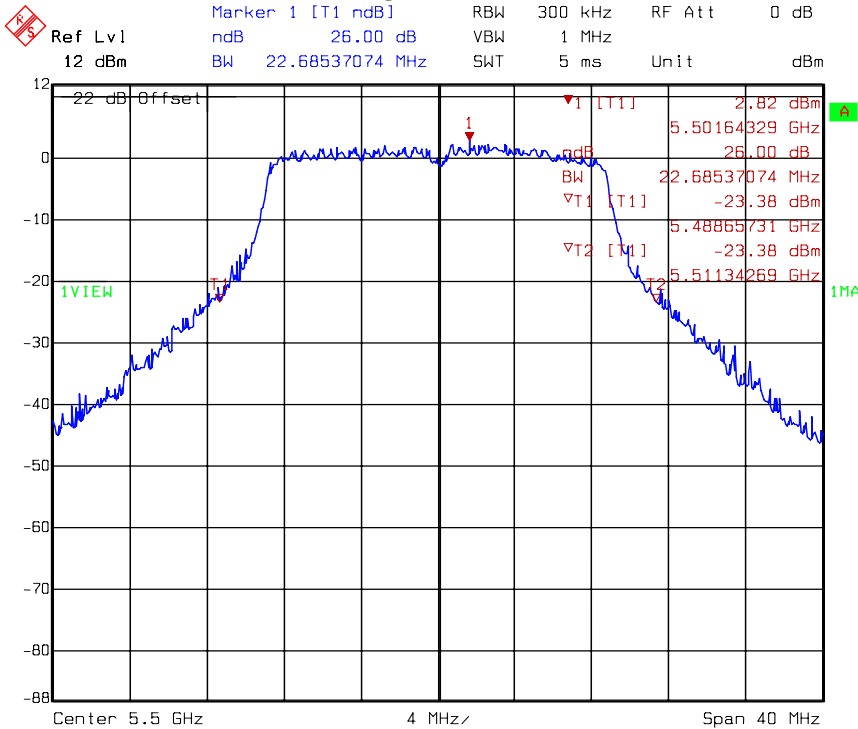
Antenna 1 : C5060-510002-A

Chain C: 26dB Bandwidth @ 802.11n (HT20) mode channel 64



Title: 26dB Bandwidth
Comment A: CH 64 at 802.11a mode
Date: 13.APR.2009 15:12:04

Chain C: 26dB Bandwidth @ 802.11n (HT20) mode channel 100

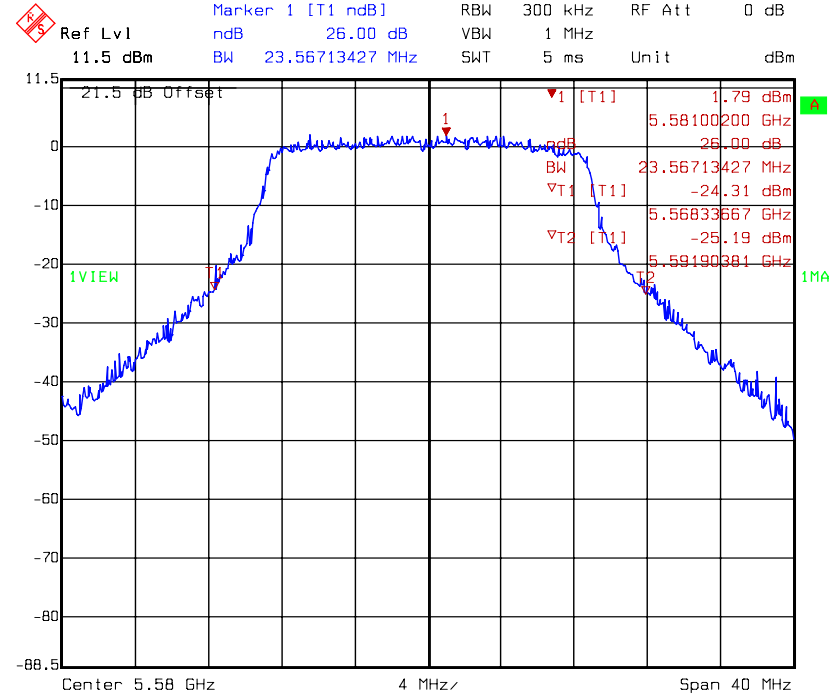


Title: 26dB Bandwidth
Comment A: CH 100 at 802.11a mode
Date: 13.APR.2009 15:15:05



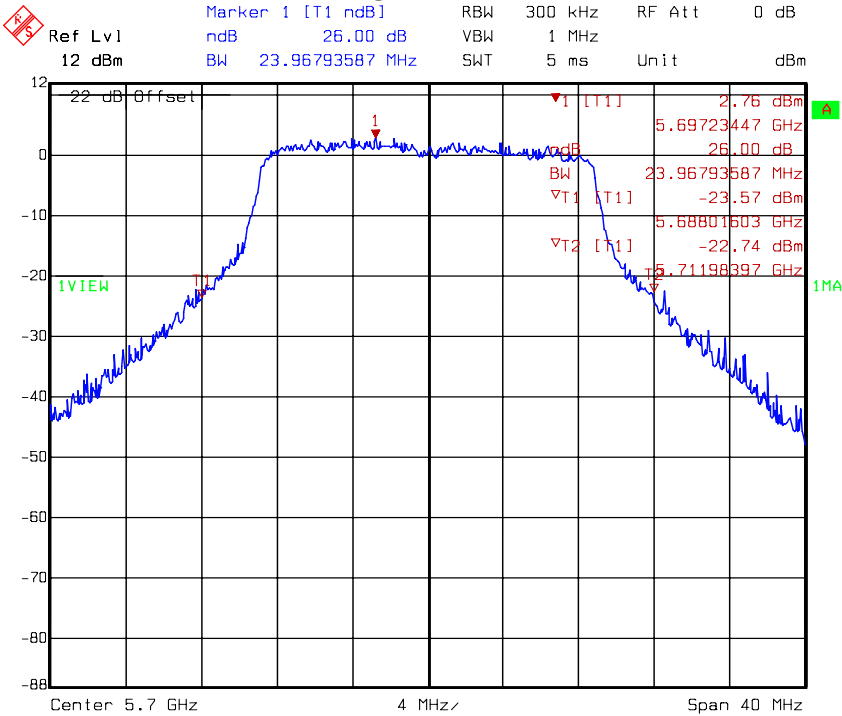
Antenna 1 : C5060-510002-A

Chain C: 26dB Bandwidth @ 802.11n (HT20) mode channel 116



Title: 26dB Bandwidth
Comment A: 5.5806 at 802.11n mode HT20 chainC
Date: 09.OCT.2009 16:52:11

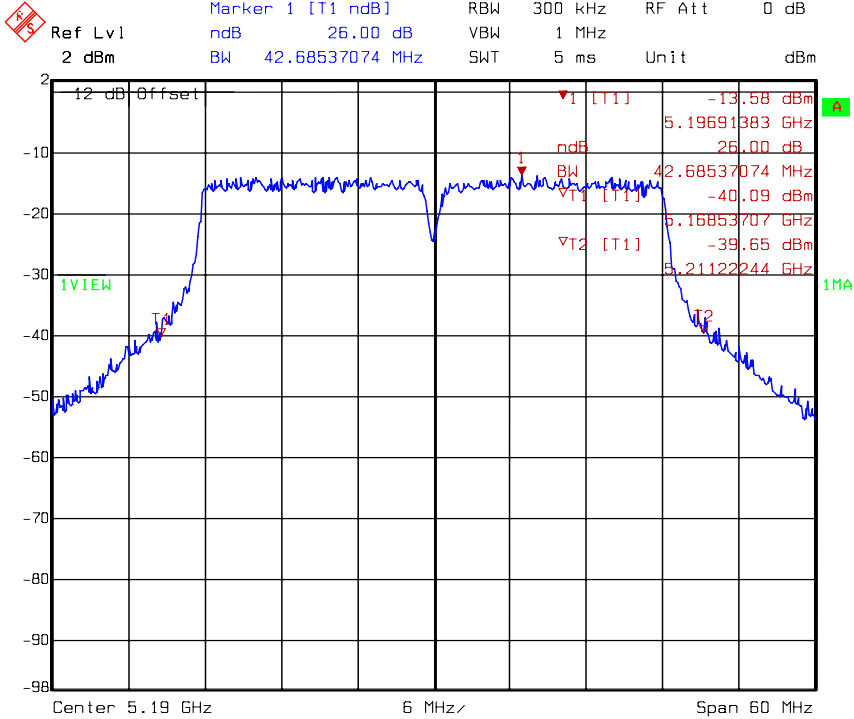
Chain C: 26dB Bandwidth @ 802.11n (HT20) mode channel 140



Title: 26dB Bandwidth
Comment A: CH 140 at 802.11a mode
Date: 13.APR.2009 15:20:45

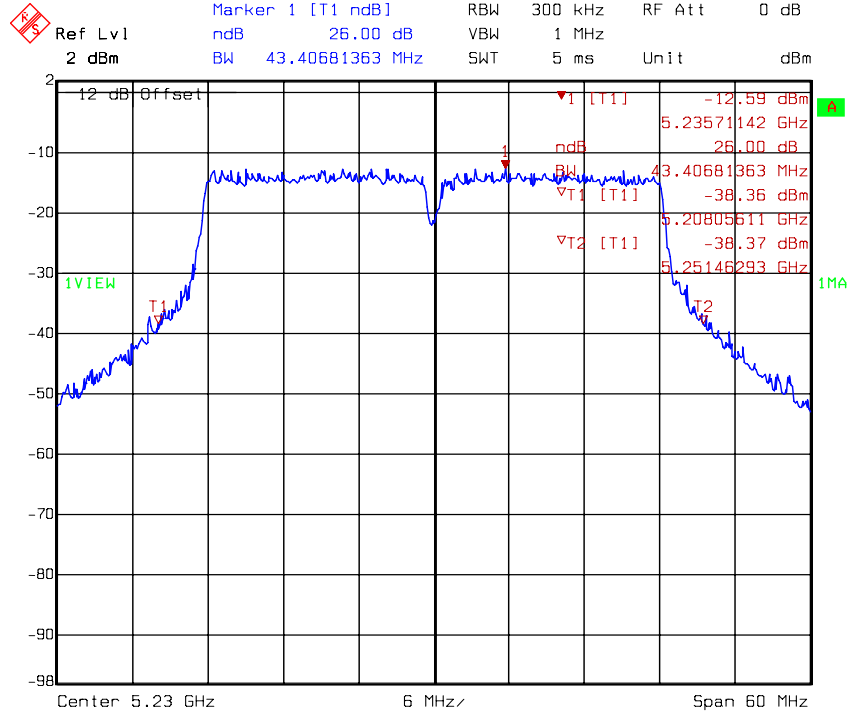
Antenna 1 : C5060-510002-A

Chain C: 26dB Bandwidth @ 802.11n (HT40) mode channel 38



Title: 26dB Bandwidth
 Comment A: 5.1906 at 802.11n mode HT40 chainC
 Date: 04.DEC.2008 13:59:43

Chain C: 26dB Bandwidth @ 802.11n (HT40) mode channel 46

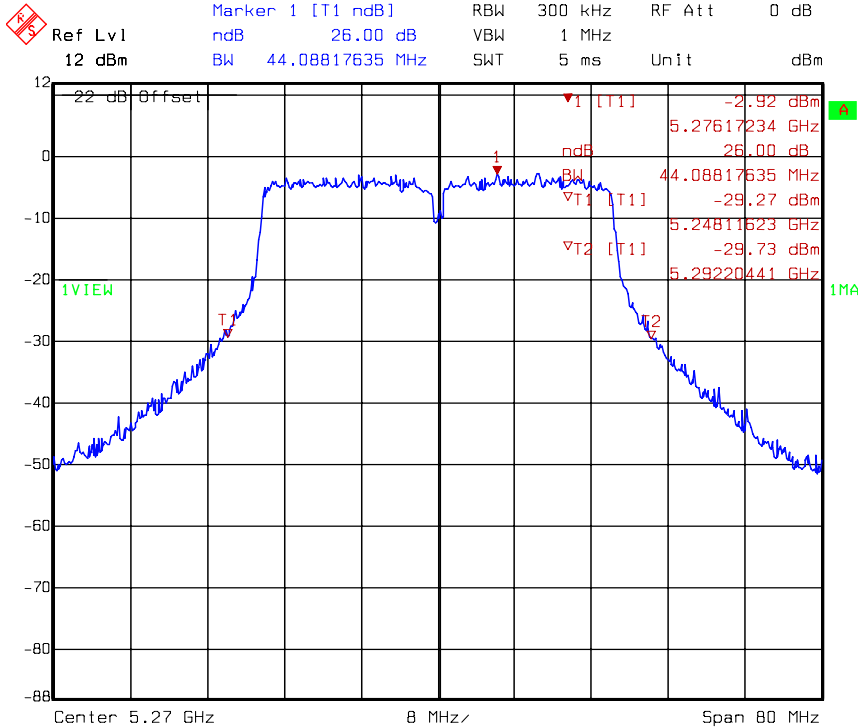


Title: 26dB Bandwidth
 Comment A: 5.2306 at 802.11n mode HT40 chainC
 Date: 04.DEC.2008 14:05:32



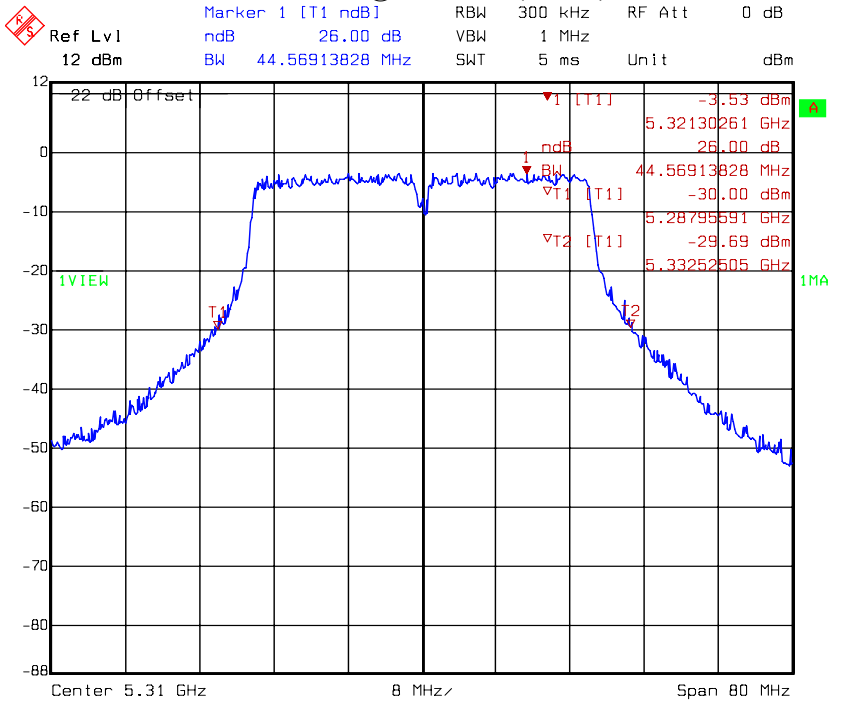
Antenna 1 : C5060-510002-A

Chain C: 26dB Bandwidth @ 802.11n (HT40) mode channel 54



Title: 26dB Bandwidth
 Comment A: CH 54 at 802.11a mode
 Date: 13.APR.2009 15:43:16

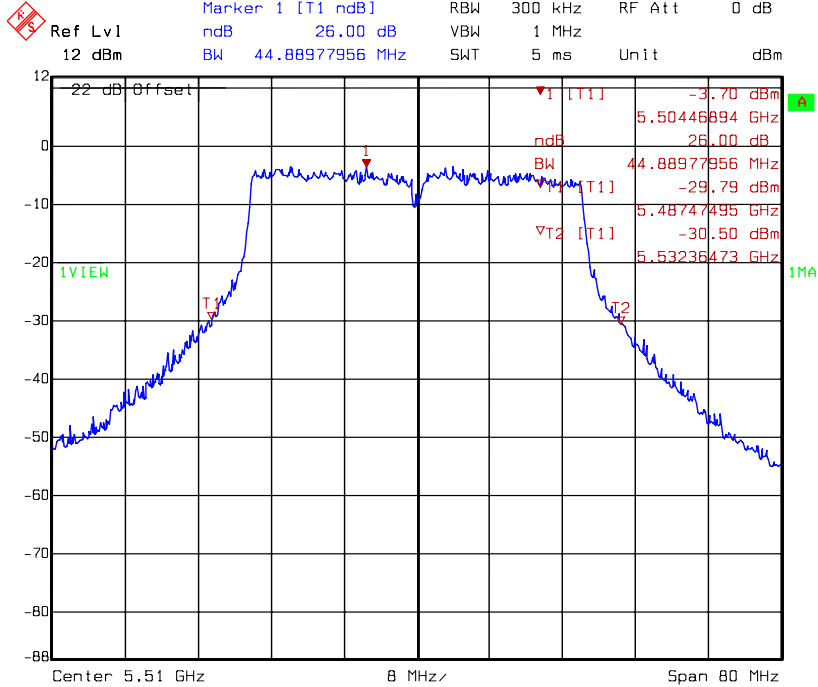
Chain C: 26dB Bandwidth @ 802.11n (HT40) mode channel 62



Title: 26dB Bandwidth
 Comment A: CH 62 at 802.11a mode
 Date: 13.APR.2009 15:46:09

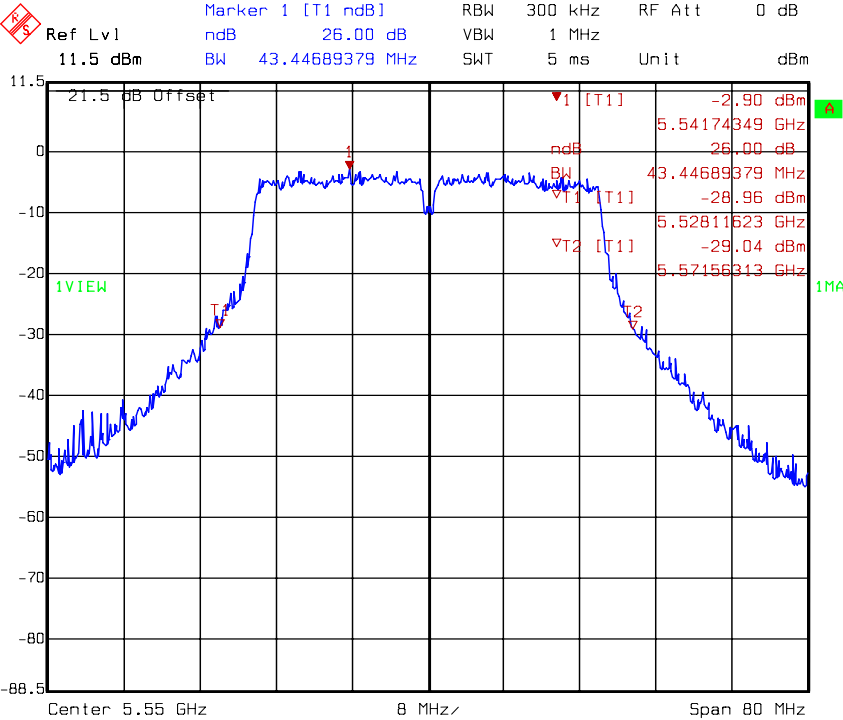
Antenna 1 : C5060-510002-A

Chain C: 26dB Bandwidth @ 802.11n (HT40) mode channel 102



Title: 26dB Bandwidth
 Comment A: CH 102 at 802.11a mode
 Date: 13.APR.2009 15:50:18

Chain C: 26dB Bandwidth @ 802.11n (HT40) mode channel 110

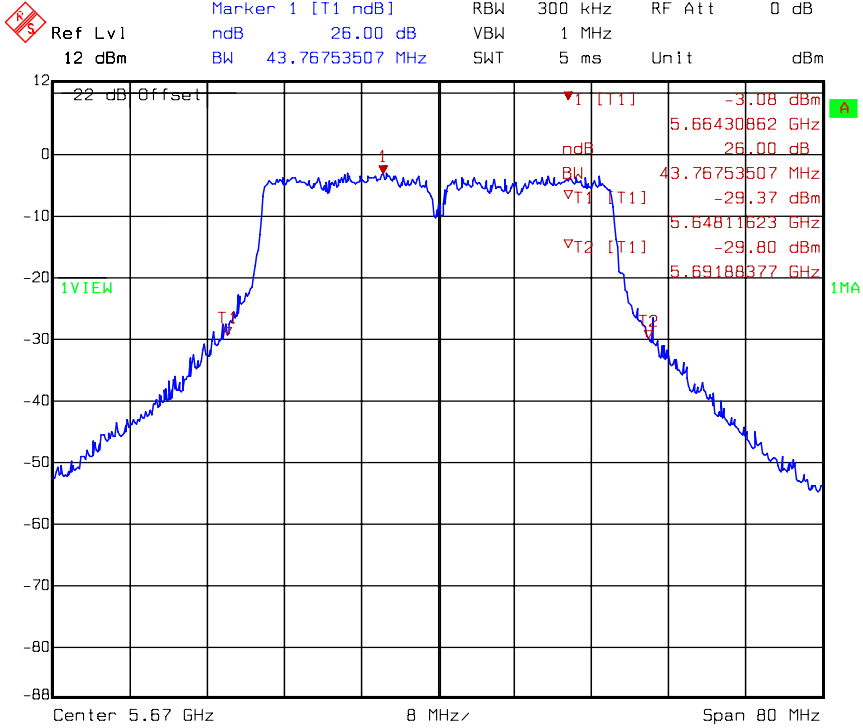


Title: 26dB Bandwidth
 Comment A: 5.5506 at 802.11n mode HT40 chainC
 Date: 09.OCT.2009 16:47:11



Antenna 1 : C5060-510002-A

Chain C: 26dB Bandwidth @ 802.11n (HT40) mode channel 134



Title: 26dB Bandwidth
Comment A: CH 134 at 802.11a mode
Date: 13.APR.2009 15:58:45

4. Power Spectrum Density test (FCC 15.407)

4.1 Operating environment

Temperature:	25	°C
Relative Humidity:	50	%
Atmospheric Pressure:	1023	hPa

4.2 Test setup & procedure

Method of Measurement:

The power spectrum density per FCC §15.407(a) was measured from the antenna port of the EUT using a 50 ohm spectrum analyzer with the resolution bandwidth set at 1MHz, the video bandwidth set at 3 MHz. Power spectrum density was read directly and cable loss (2.0 dB)/external attenuator (20 dB) correction was added to the reading to obtain power at the EUT antenna terminals.

4.3 Limitation

Operating Frequency (MHz)	Power density limit
5150~5250	< 4 dBm/MHz
5250~5350, 5470~5725	< 11 dBm/MHz
5725~5825	< 17 dBm/MHz



4.4 Measured data of Power Spectrum Density test results

Antenna 1 : C5060-510002-A
3Tx

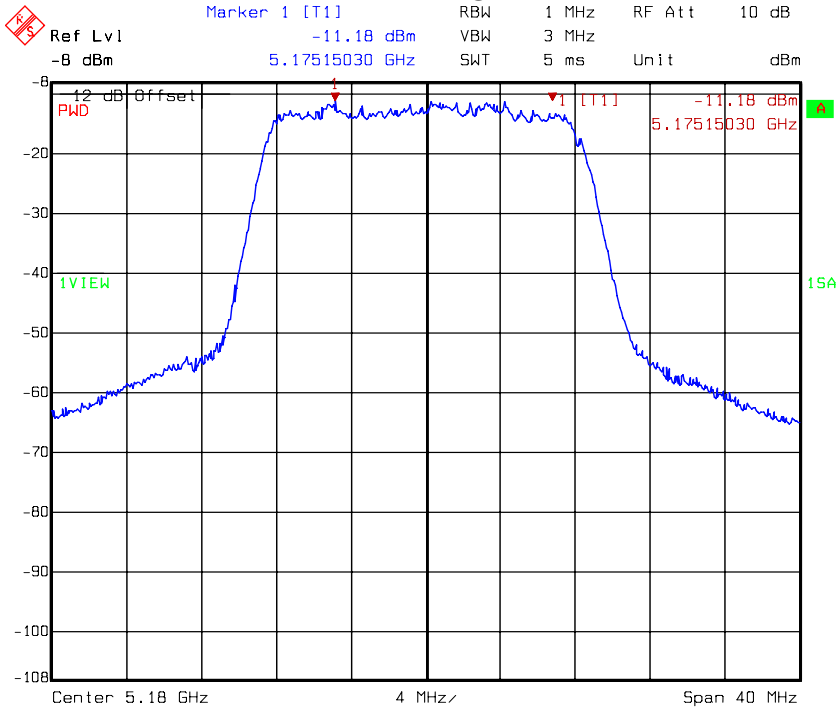
Mode	Channel	Data rate Mbps	PPSD (dBm)			Total PPSD		Limit (dBm)
			Chain A	Chain B	ChainC	mW	dBm	
802.11a	36	6	-11.18	-13.03	-12.89	0.21	-6.87	4
	40		-11.10	-13.13	-12.84	0.18	-7.49	4
	48		-10.98	-12.93	-11.71	0.20	-7.03	4
	52		-2.93	-4.17	-2.50	1.49	1.73	11
	60		-2.91	-4.32	-2.47	1.45	1.61	11
	64		-2.23	-3.44	-3.35	1.51	1.80	11
	100		-1.50	-4.06	-1.22	1.81	2.58	11
	116		-1.76	-2.53	-1.34	1.96	2.92	11
	140		-1.48	-3.28	-0.53	2.07	3.15	11
802.11n (HT20)	36	6.5	-11.57	-13.03	-13.55	0.16	-7.86	4
	40		-11.75	-13.51	-12.44	0.17	-7.74	4
	48		-10.38	-13.04	-12.24	0.20	-6.97	4
	52		-3.83	-4.89	-1.99	1.37	1.37	11
	60		-2.86	-4.88	-2.64	1.39	1.42	11
	64		-1.90	-4.59	-3.35	1.46	1.63	11
	100		-1.51	-4.96	-2.14	1.64	2.14	11
	116		-2.12	-2.82	-2.30	1.73	2.37	11
	140		-1.89	-3.31	-1.69	1.79	2.53	11
802.11n (HT40)	38	13.5	-18.23	-20.13	-19.97	0.03	-14.58	4
	46		-17.85	-18.78	-18.95	0.04	-13.73	4
	54		-7.92	-8.89	-7.71	0.46	-3.37	11
	62		-8.16	-8.61	-8.2	0.44	-3.55	11
	102		-7.10	-8.58	-8.34	0.48	-3.19	11
	110		-7.12	-7.39	-7.50	0.55	-2.56	11
	134		-6.21	-7.93	-6.86	0.61	-2.17	11

Please see the plot below.



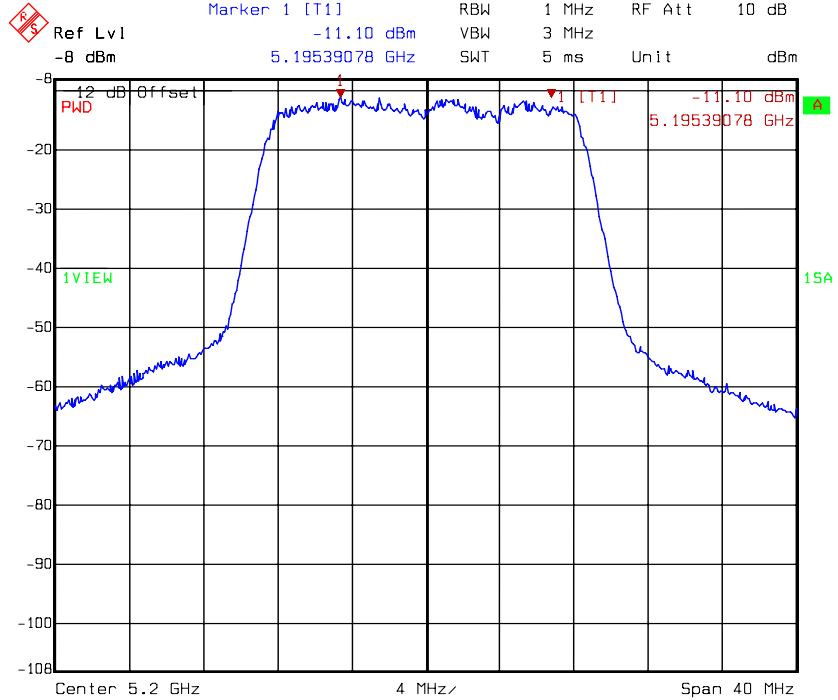
Antenna 1 : C5060-510002-A

Chain A: Power Spectral Density @ 802.11a mode channel 36



Title: Power Density
Comment A: CH 36 at 802.11a mode chainA
Date: 04.DEC.2008 10:50:42

Chain A: Power Spectral Density @ 802.11a mode channel 40

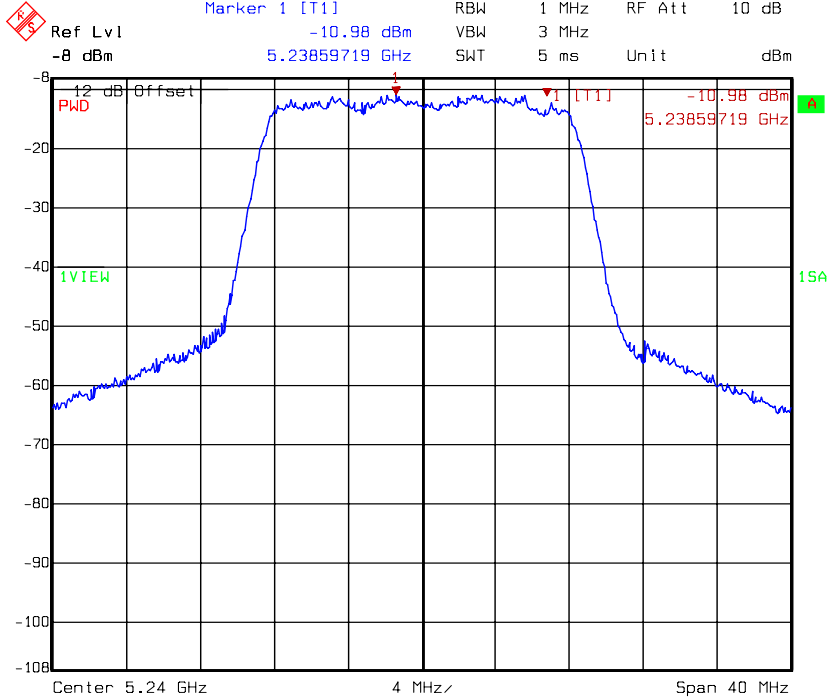


Title: Power Density
Comment A: CH 40 at 802.11a mode chainA
Date: 04.DEC.2008 10:57:31



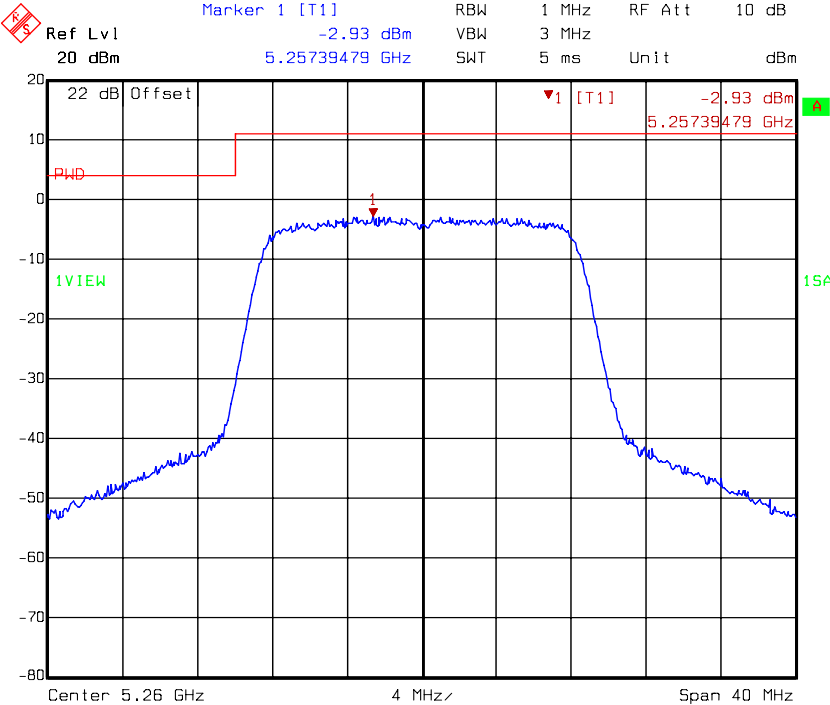
Antenna 1 : C5060-510002-A

Chain A: Power Spectral Density @ 802.11a mode channel 48



Title: Power Density
Comment A: CH 48 at 802.11a mode chainA
Date: 04.DEC.2008 10:59:47

Chain A: Power Spectral Density @ 802.11a mode channel 52

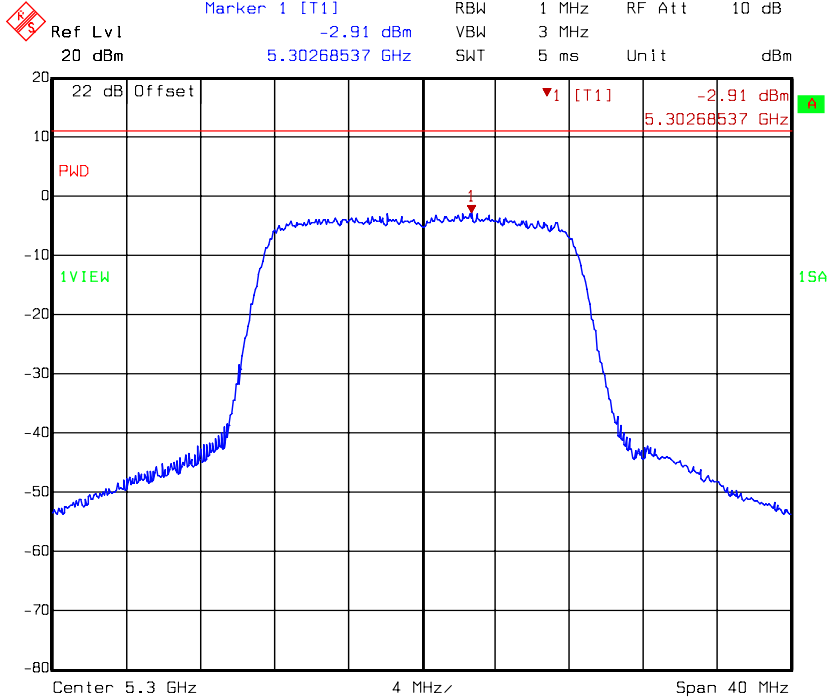


Title: Power Density
Comment A: CH 52 at 802.11a mode
Date: 10.APR.2009 16:24:59



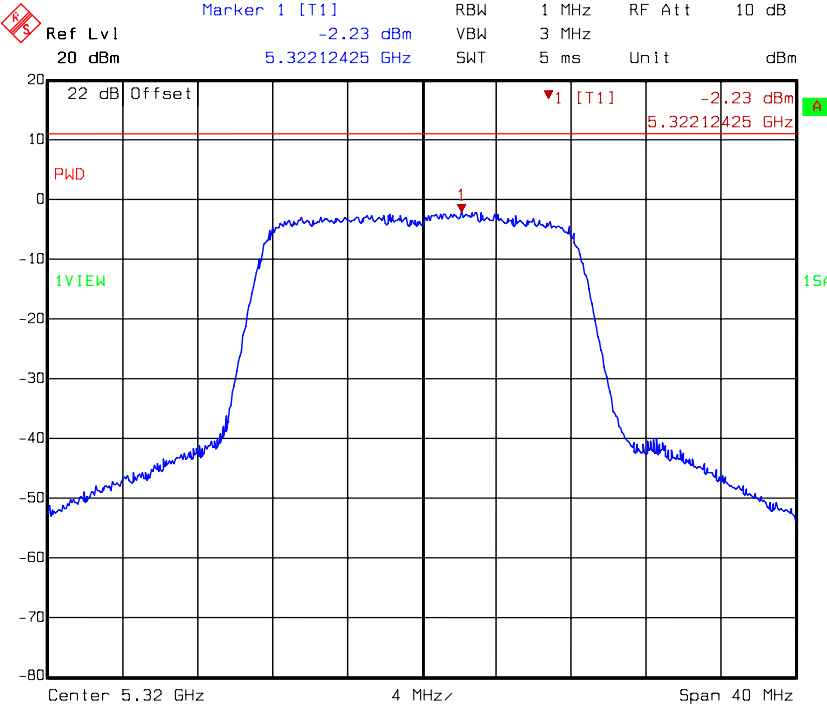
Antenna 1 : C5060-510002-A

Chain A: Power Spectral Density @ 802.11a mode channel 60



Title: Power Density
Comment A: CH 60 at 802.11a mode
Date: 10.APR.2009 16:28:13

Chain A: Power Spectral Density @ 802.11a mode channel 64

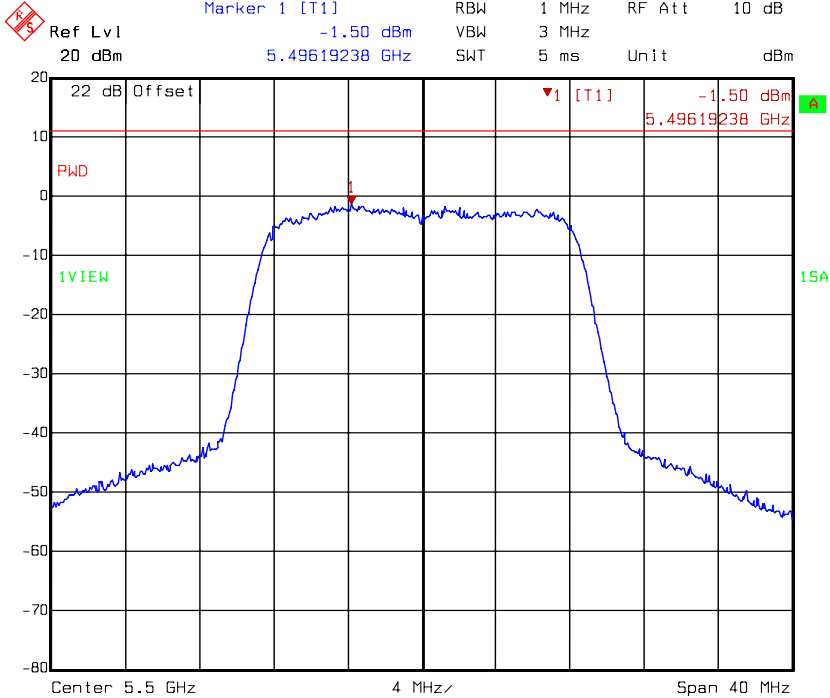


Title: Power Density
Comment A: CH 64 at 802.11a mode
Date: 10.APR.2009 16:31:10



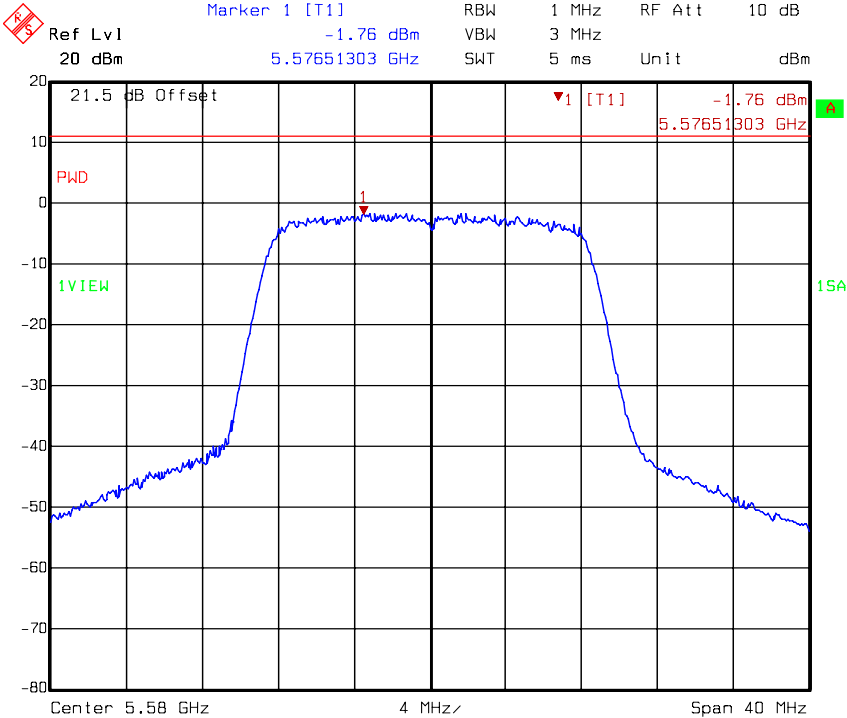
Antenna 1 : C5060-510002-A

Chain A: Power Spectral Density @ 802.11a mode channel 100



Title: Power Density
Comment A: CH 100 at 802.11a mode
Date: 10.APR.2009 16:34:20

Chain A: Power Spectral Density @ 802.11a mode channel 116

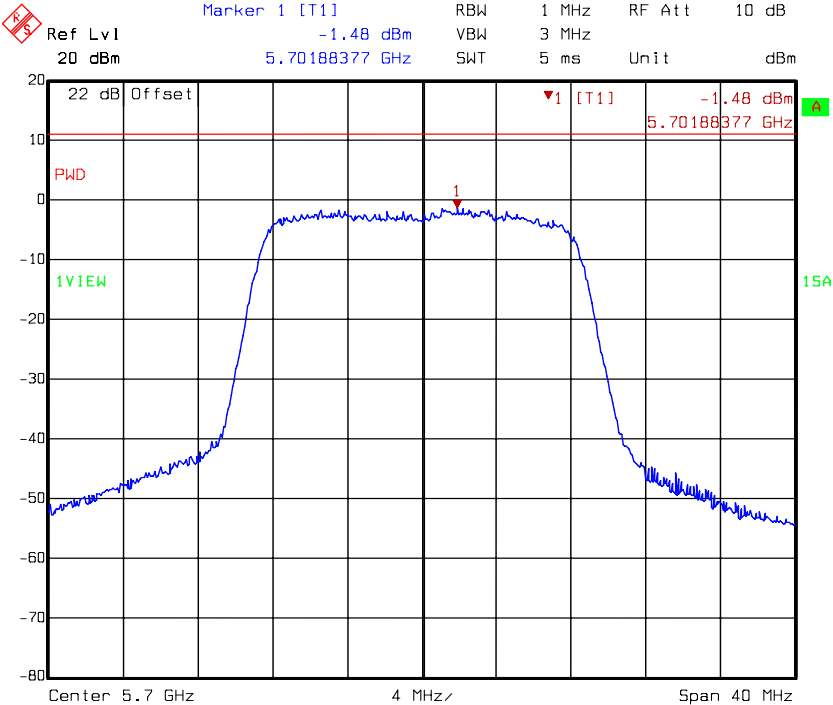


Title: Power Density
Comment A: CH 116 at 802.11a mode chainA
Date: 09.OCT.2009 16:19:31



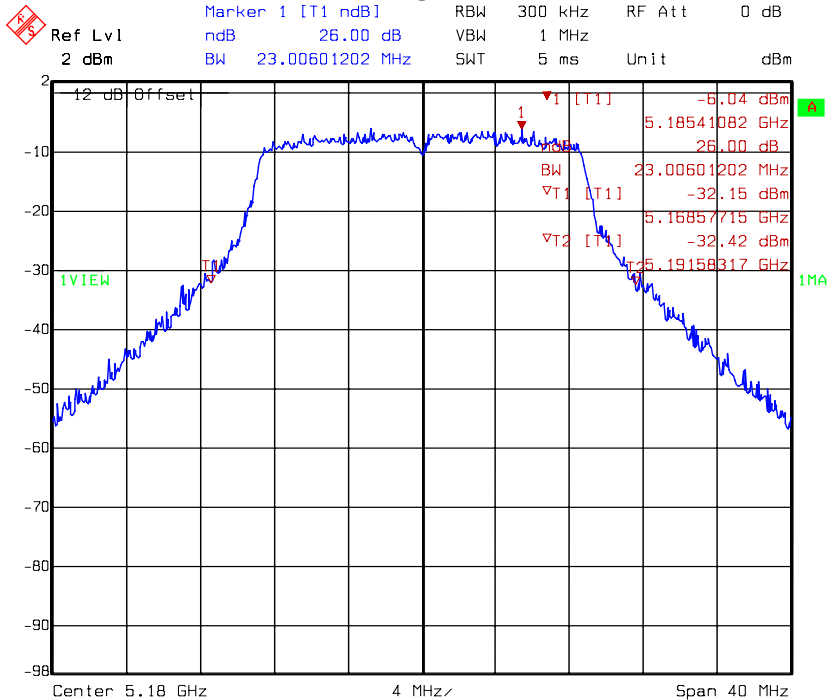
Antenna 1 : C5060-510002-A

Chain A: Power Spectral Density @ 802.11a mode channel 140



Title: Power Density
Comment A: CH 140 at 802.11a mode
Date: 10.APR.2009 16:39:36

Chain A: Power Spectral Density @ 802.11n (HT20) mode channel 36

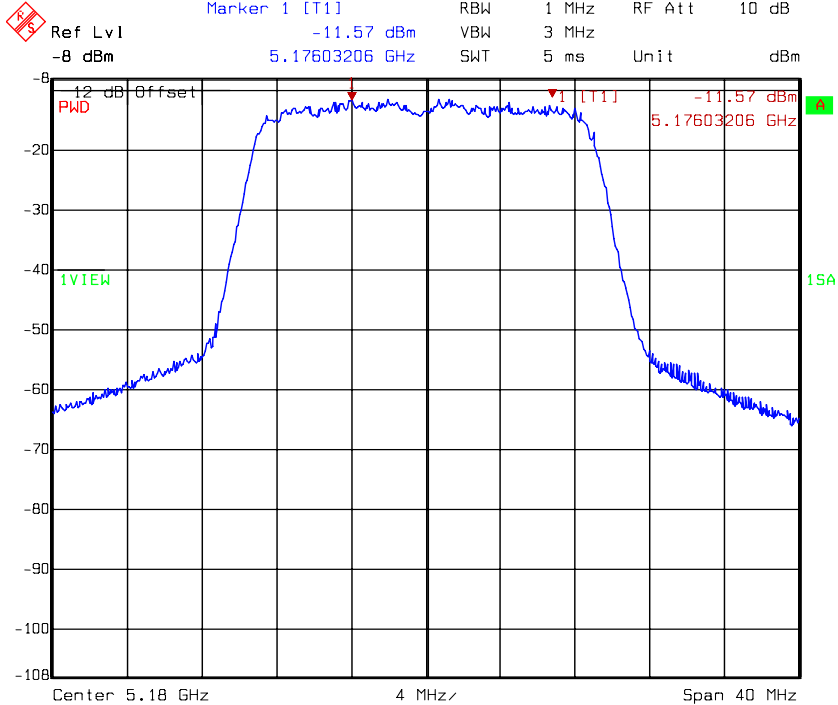


Title: 26dB Bandwidth
Comment A: 5.1806 at 802.11n mode HT20 chainA
Date: 04.DEC.2008 11:20:15

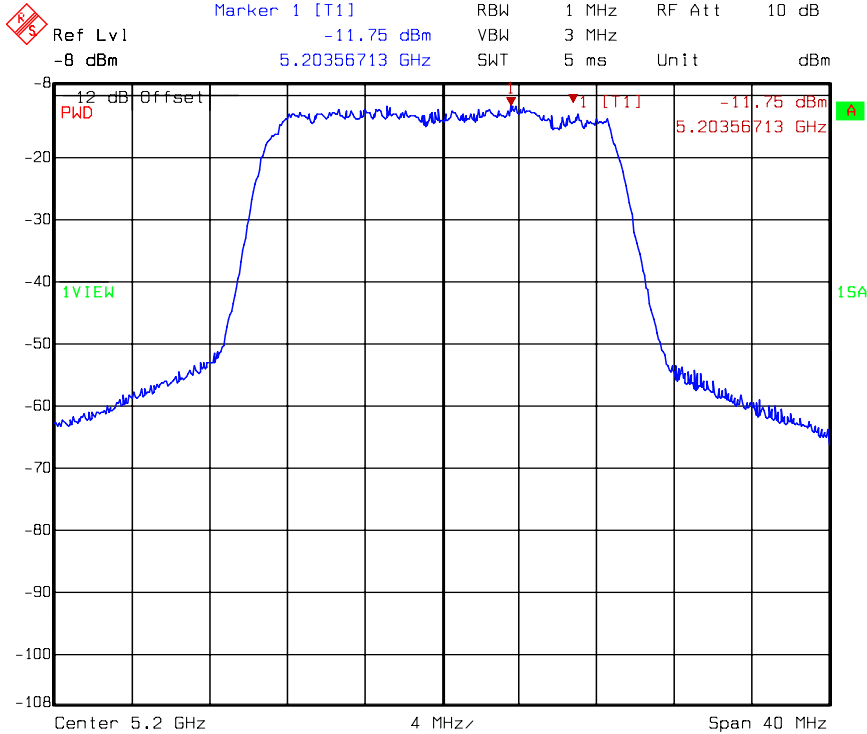


Antenna 1 : C5060-510002-A

Chain A: Power Spectral Density @ 802.11n (HT20) mode channel 40



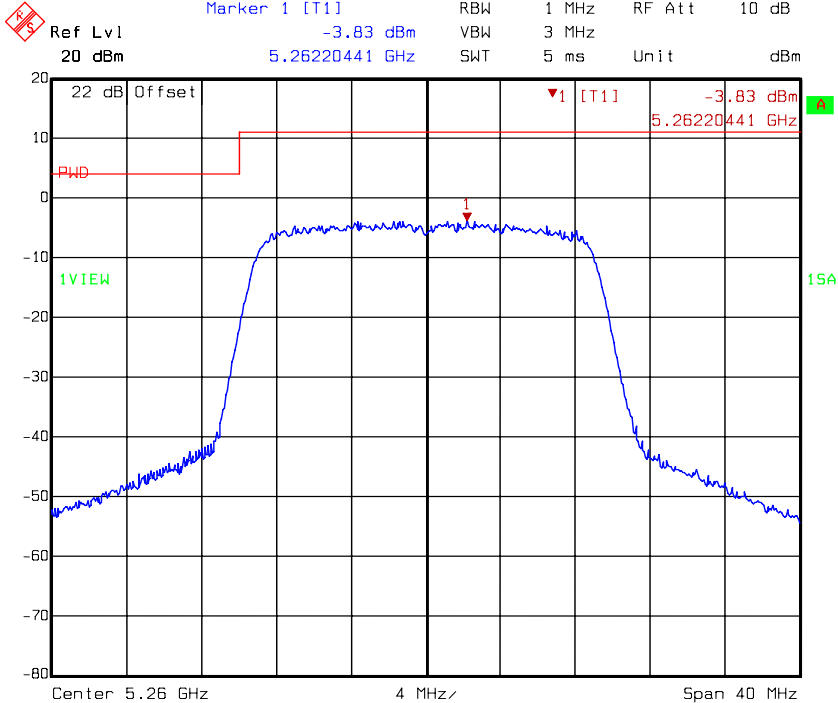
Chain A: Power Spectral Density @ 802.11n (HT20) mode channel 48





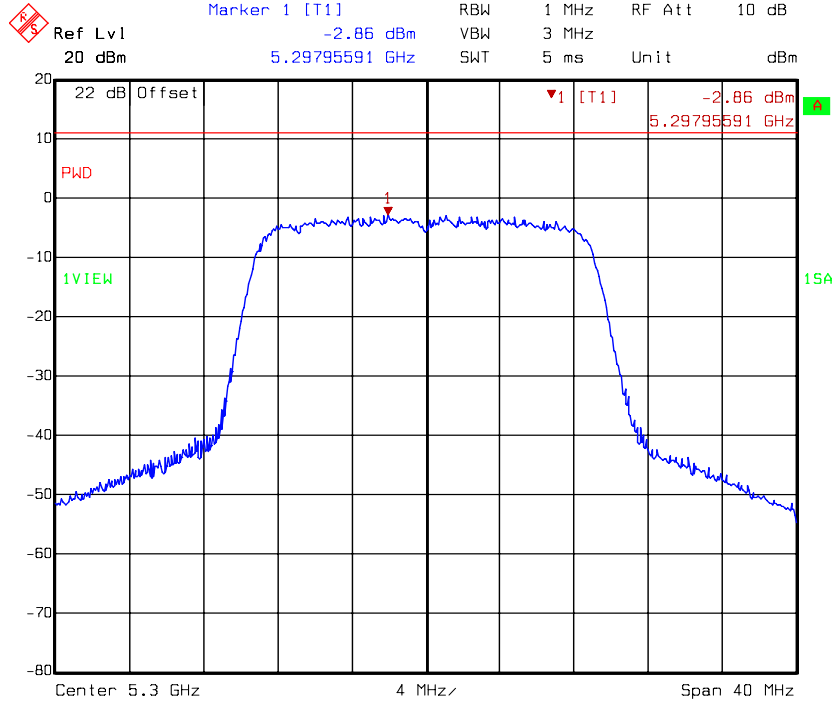
Antenna 1 : C5060-510002-A

Chain A: Power Spectral Density @ 802.11n (HT20) mode channel 52



Title: Power Density
Comment A: CH 52 at 802.11a mode
Date: 10.APR.2009 16:47:31

Chain A: Power Spectral Density @ 802.11n (HT20) mode channel 60

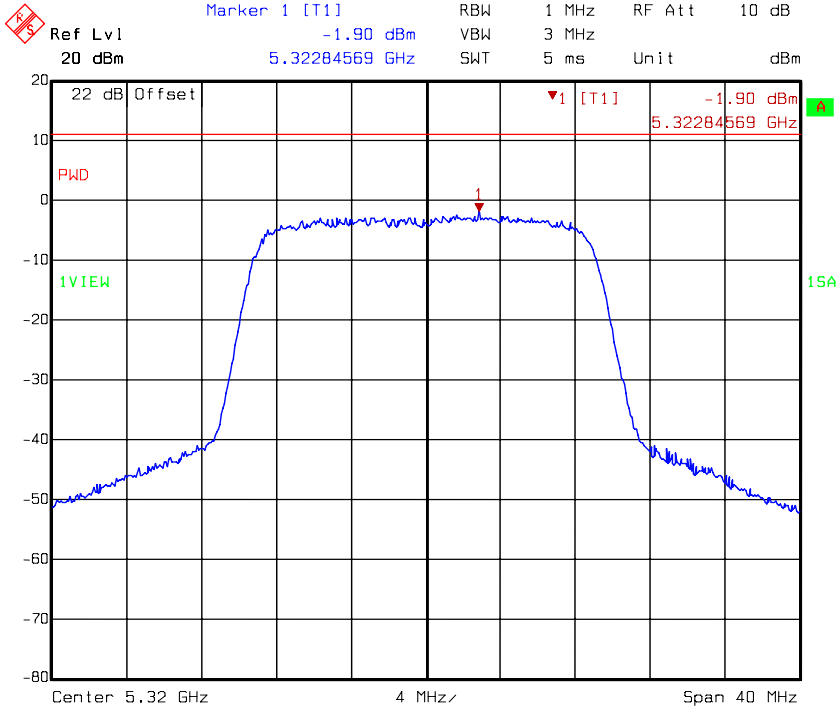


Title: Power Density
Comment A: CH 60 at 802.11a mode
Date: 10.APR.2009 16:50:04

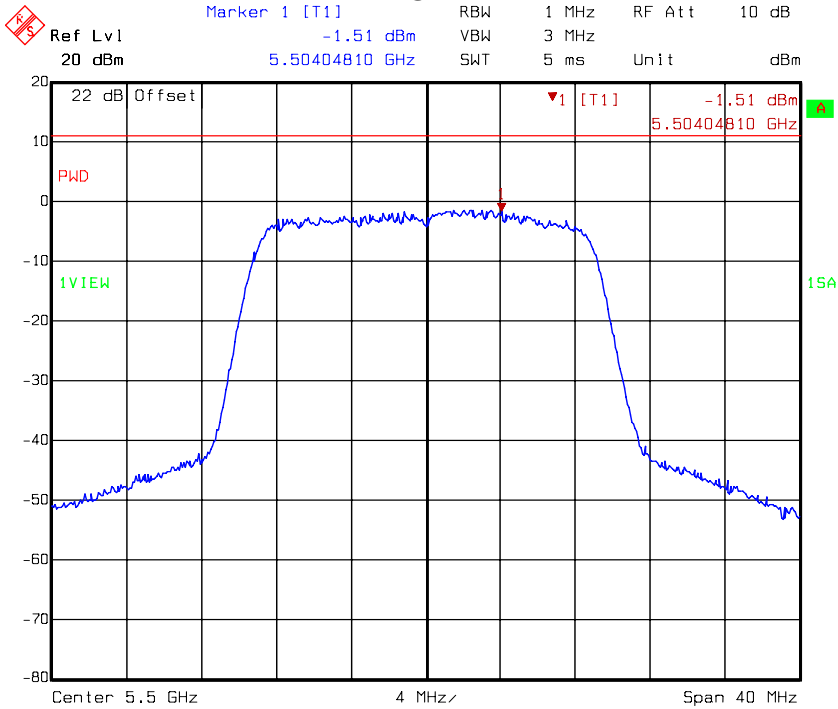


Antenna 1 : C5060-510002-A

Chain A: Power Spectral Density @ 802.11n (HT20) mode channel 64



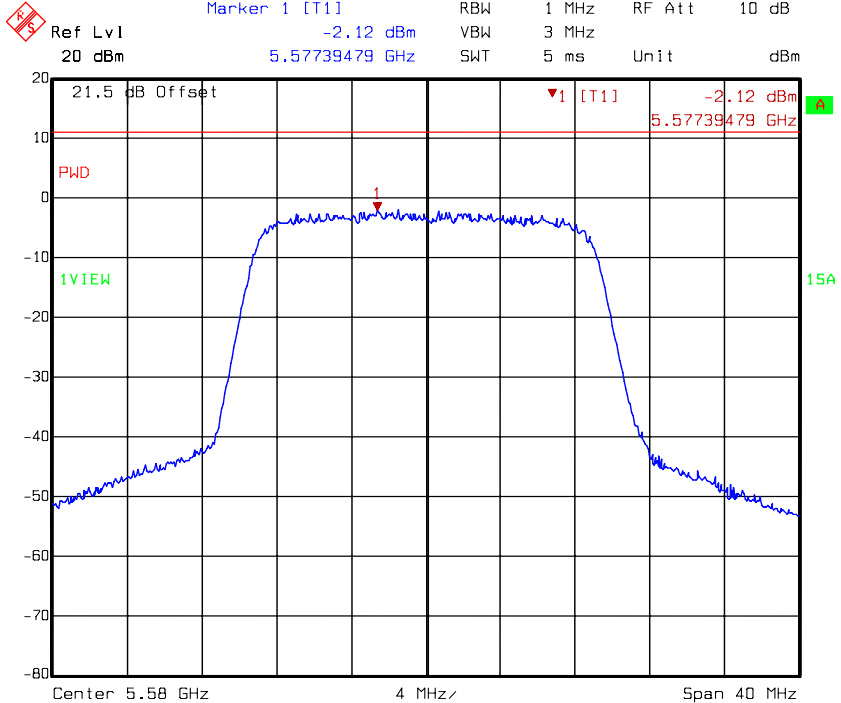
Chain A: Power Spectral Density @ 802.11n (HT20) mode channel 100





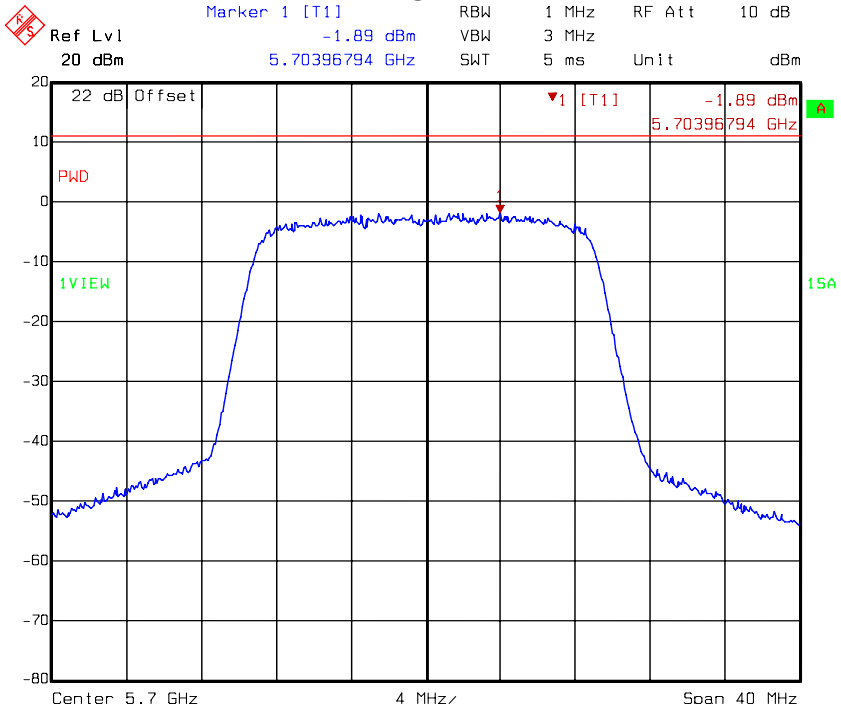
Antenna 1 : C5060-510002-A

Chain A: Power Spectral Density @ 802.11n (HT20) mode channel 116



Title: Power Density
Comment A: 5.5806 at 802.11n mode HT20 chainA
Date: 09.OCT.2009 16:26:10

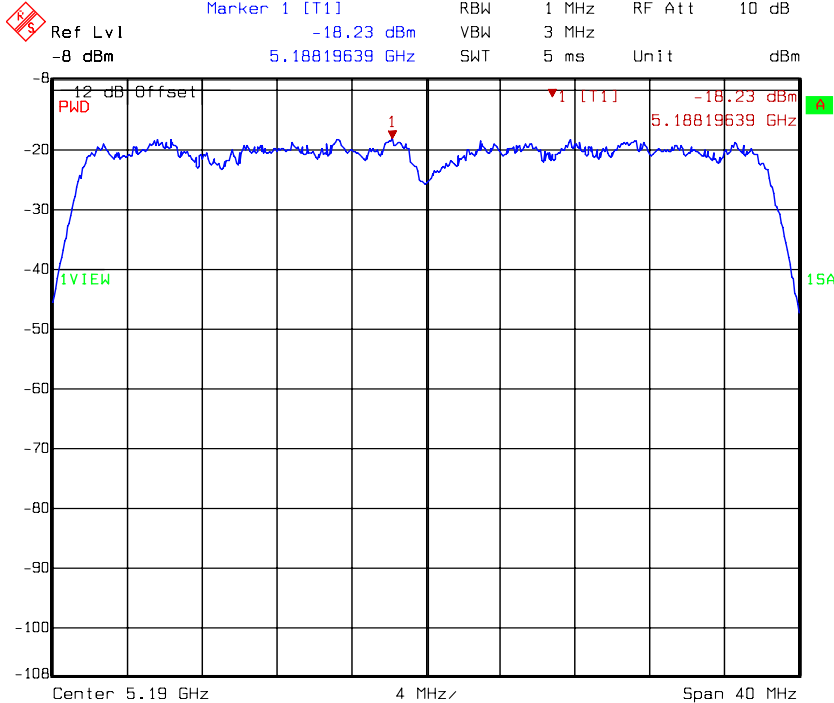
Chain A: Power Spectral Density @ 802.11n (HT20) mode channel 140



Title: Power Density
Comment A: CH 140 at 802.11a mode
Date: 10.APR.2009 17:01:44

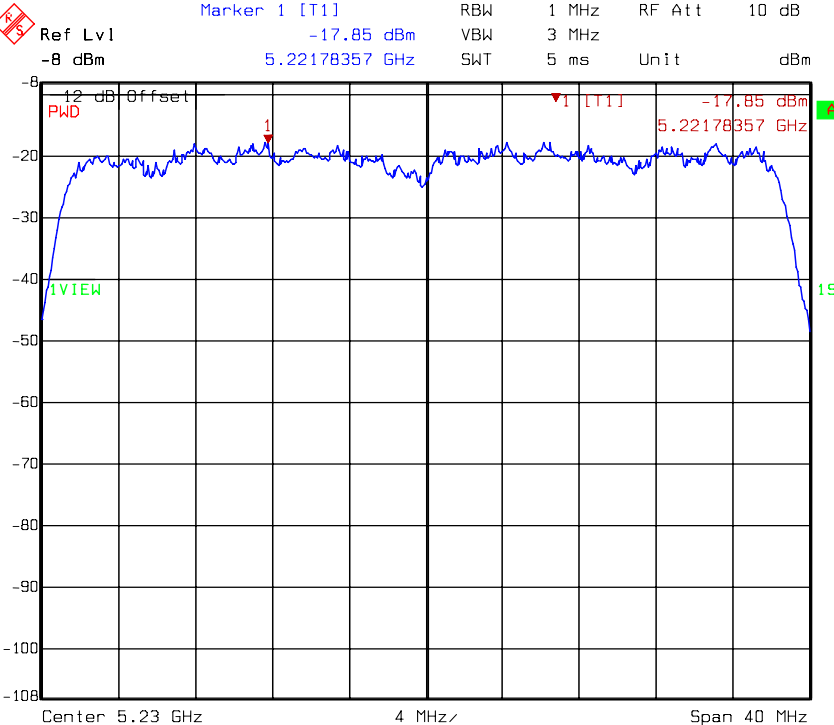
Antenna 1 : C5060-510002-A

Chain A: Power Spectral Density @ 802.11n (HT40) mode channel 38



Title: Power Density
 Comment A: 5.1906 at 802.11n mode HT40 chainA
 Date: 04.DEC.2008 11:39:02

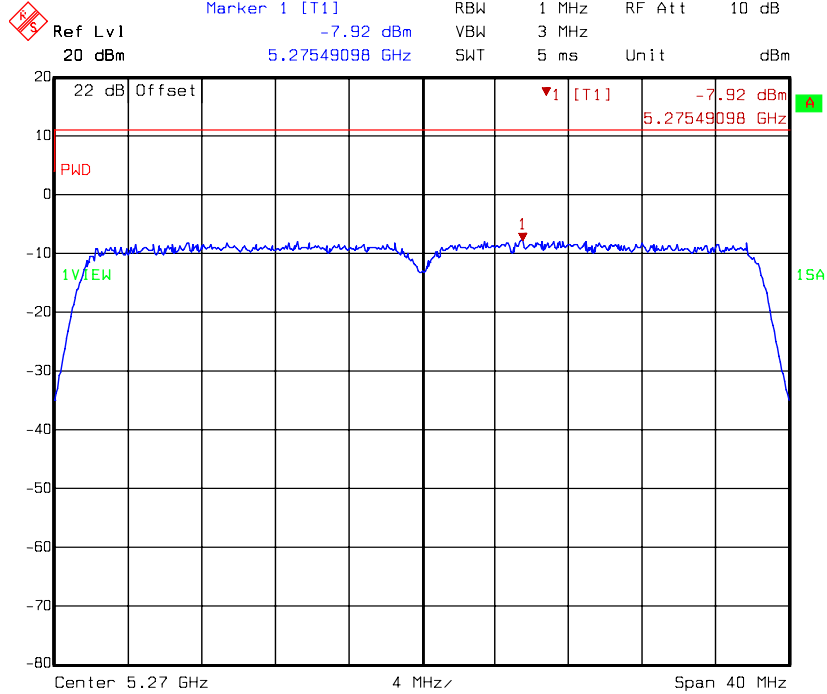
Chain A: Power Spectral Density @ 802.11n (HT40) mode channel 46



Title: Power Density
 Comment A: 5.2306 at 802.11n mode HT40 chainA
 Date: 04.DEC.2008 11:44:46

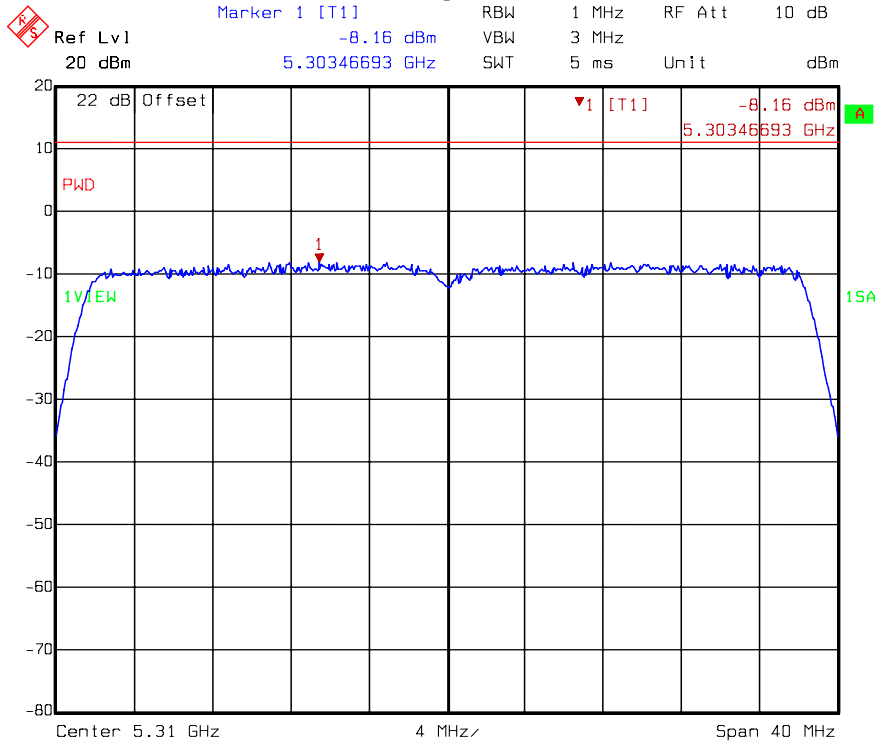
Antenna 1 : C5060-510002-A

Chain A: Power Spectral Density @ 802.11n (HT40) mode channel 54



Title: Power Density
 Comment A: CH 54 at 802.11a mode
 Date: 10.APR.2009 17:07:51

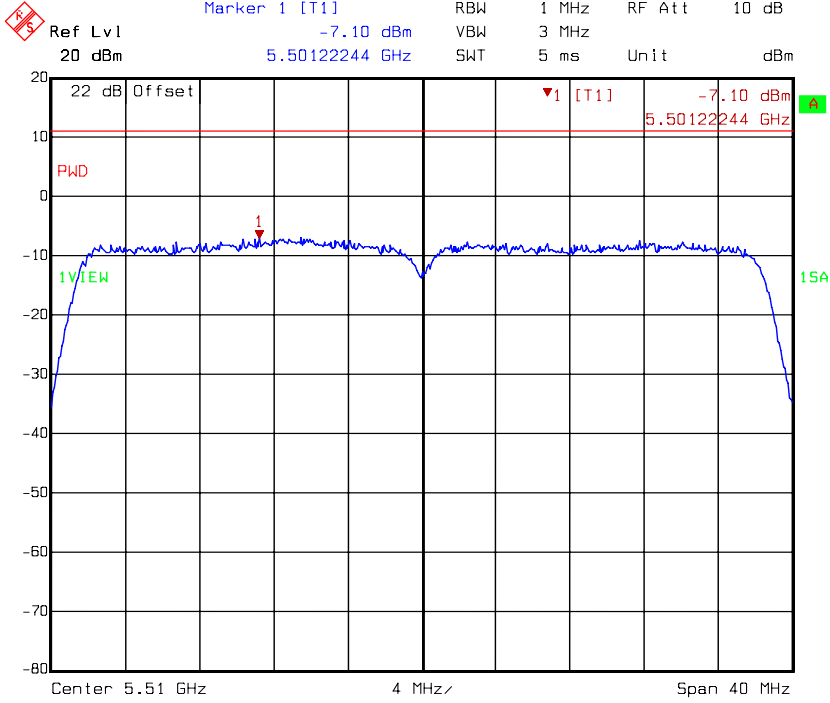
Chain A: Power Spectral Density @ 802.11n (HT40) mode channel 62



Title: Power Density
 Comment A: CH 62 at 802.11a mode
 Date: 10.APR.2009 17:10:36

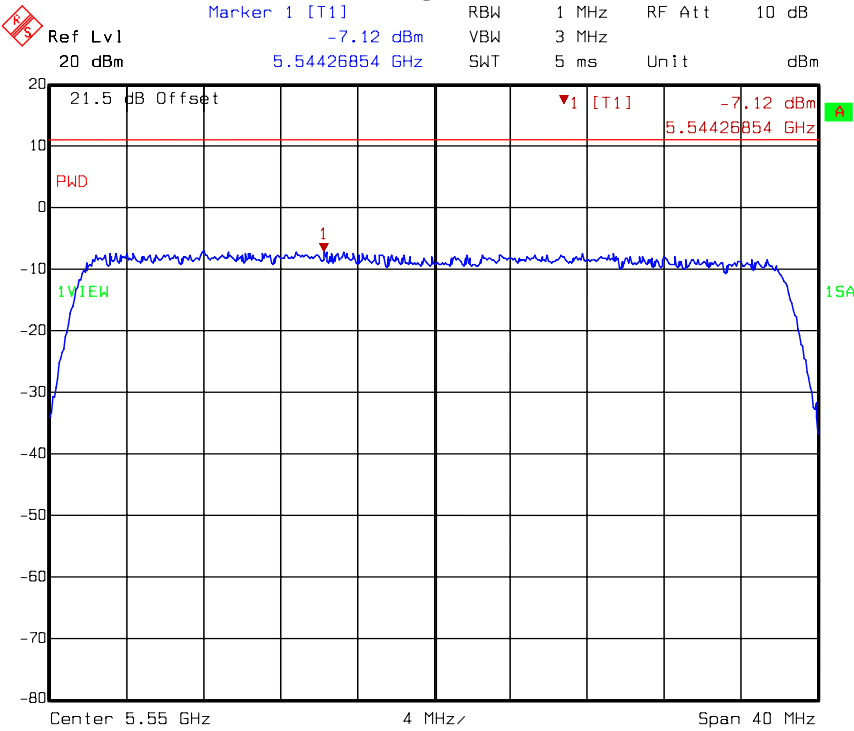
Antenna 1 : C5060-510002-A

Chain A: Power Spectral Density @ 802.11n (HT40) mode channel 102



Title: Power Density
 Comment A: CH 102 at 802.11a mode
 Date: 10.APR.2009 17:13:08

Chain A: Power Spectral Density @ 802.11n (HT40) mode channel 110

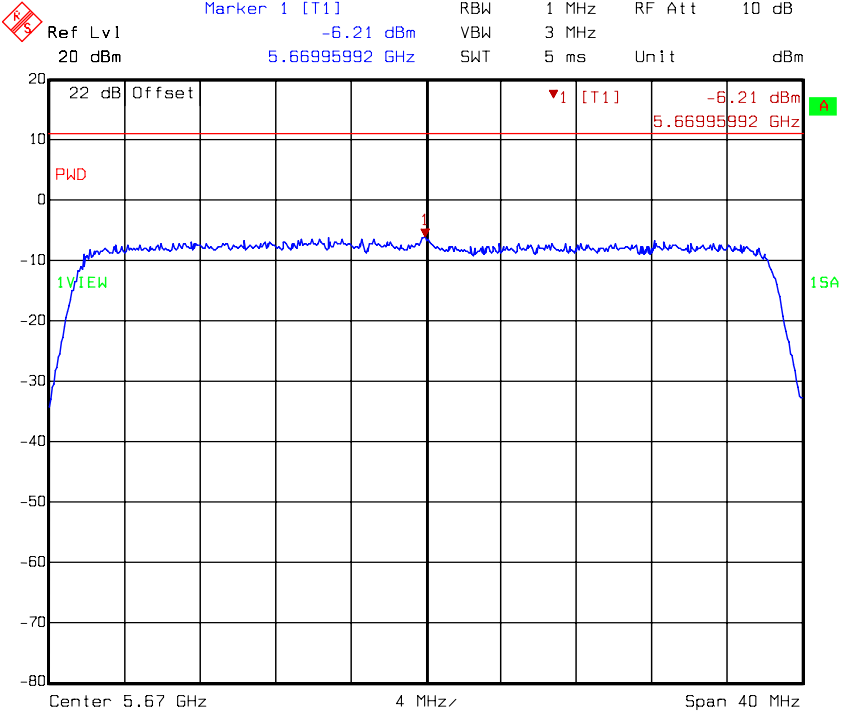


Title: Power Density
 Comment A: 5.5506 at 802.11n mode HT40 chainA
 Date: 09.OCT.2009 16:30:18



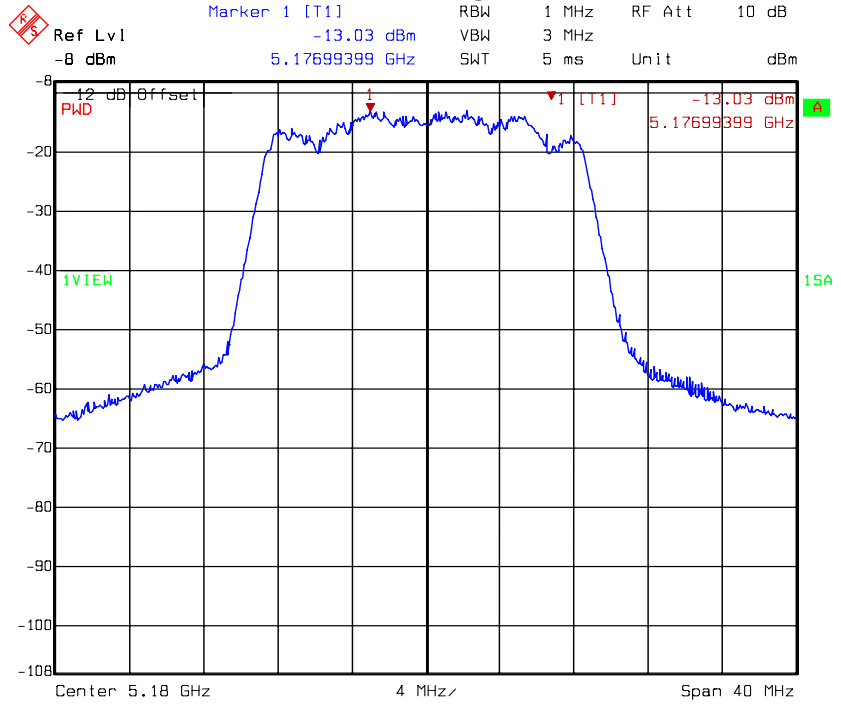
Antenna 1 : C5060-510002-A

Chain A: Power Spectral Density @ 802.11n (HT40) mode channel 134



Title: Power Density
Comment A: CH 134 at 802.11a mode
Date: 10.APR.2009 17:22:13

Chain B: Power Spectral Density @ 802.11a mode channel 36

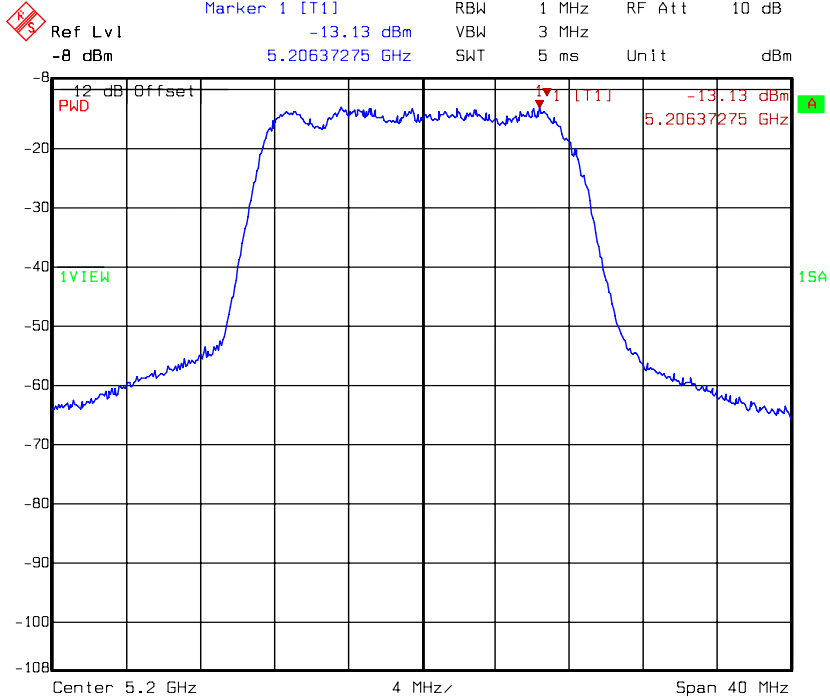


Title: Power Density
Comment A: CH 36 at 802.11a mode chainB
Date: 04.DEC.2008 12:11:46



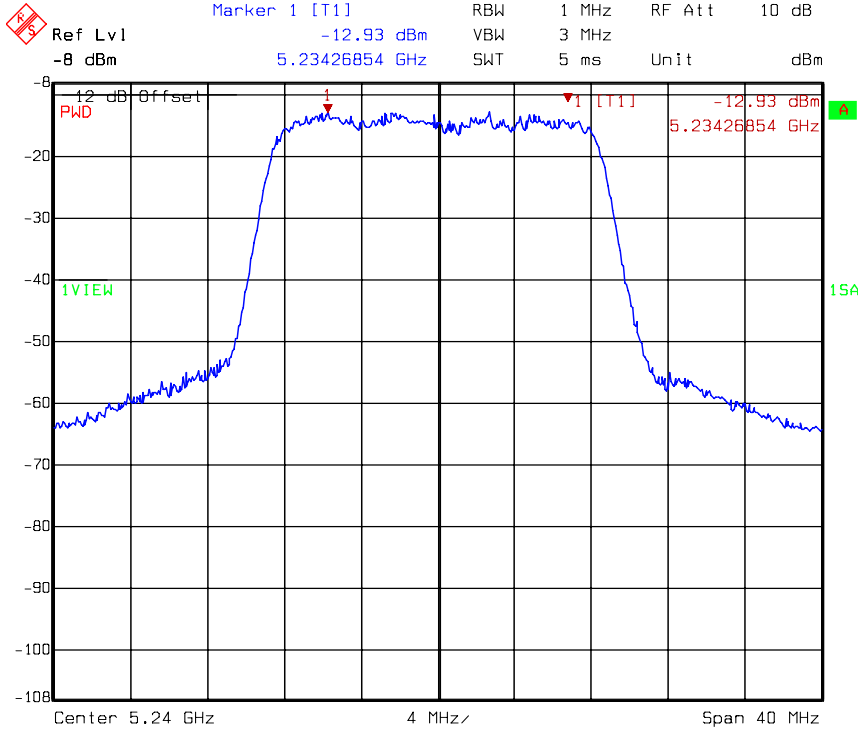
Antenna 1 : C5060-510002-A

Chain B: Power Spectral Density @ 802.11a mode channel 40



Title: Power Density
Comment A: CH 40 at 802.11a mode chainB
Date: 04.DEC.2008 12:16:21

Chain B: Power Spectral Density @ 802.11a mode channel 48

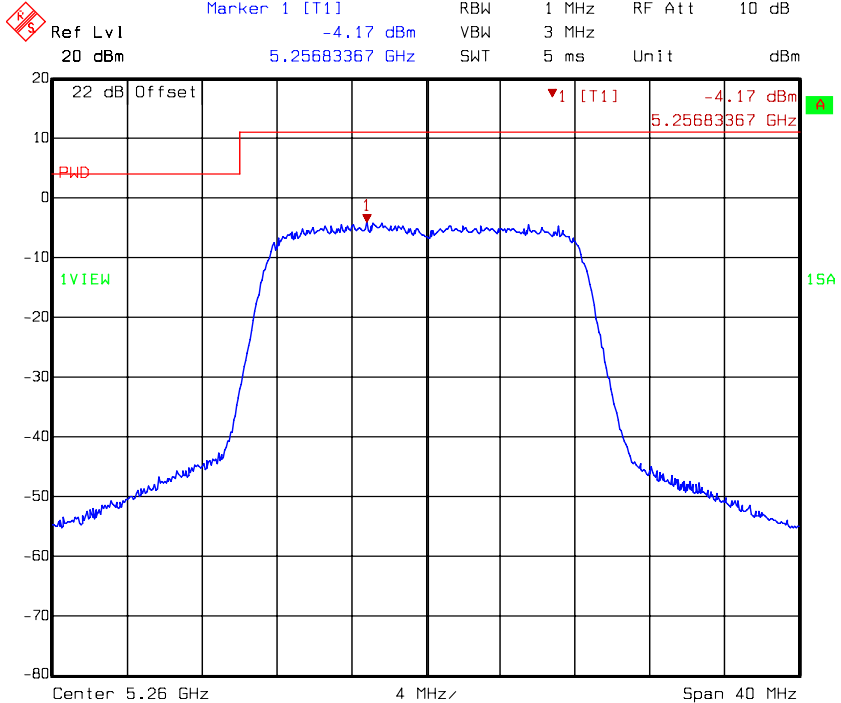


Title: Power Density
Comment A: CH 48 at 802.11a mode chainB
Date: 04.DEC.2008 12:19:27



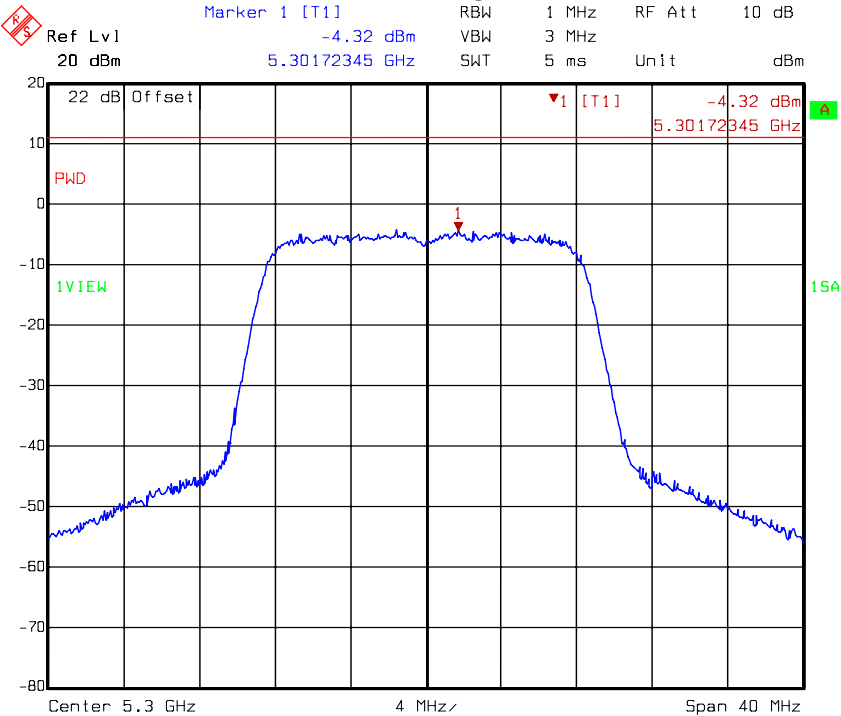
Antenna 1 : C5060-510002-A

Chain B: Power Spectral Density @ 802.11a mode channel 52



Title: Power Density
Comment A: CH 52 at 802.11a mode
Date: 13.APR.2009 11:32:08

Chain B: Power Spectral Density @ 802.11a mode channel 60

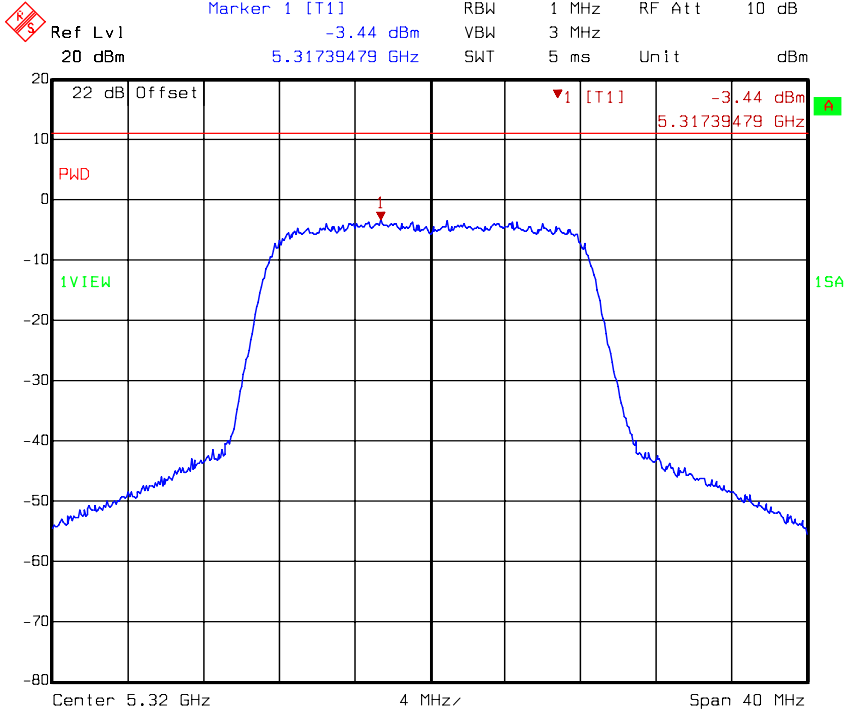


Title: Power Density
Comment A: CH 60 at 802.11a mode
Date: 13.APR.2009 13:41:58



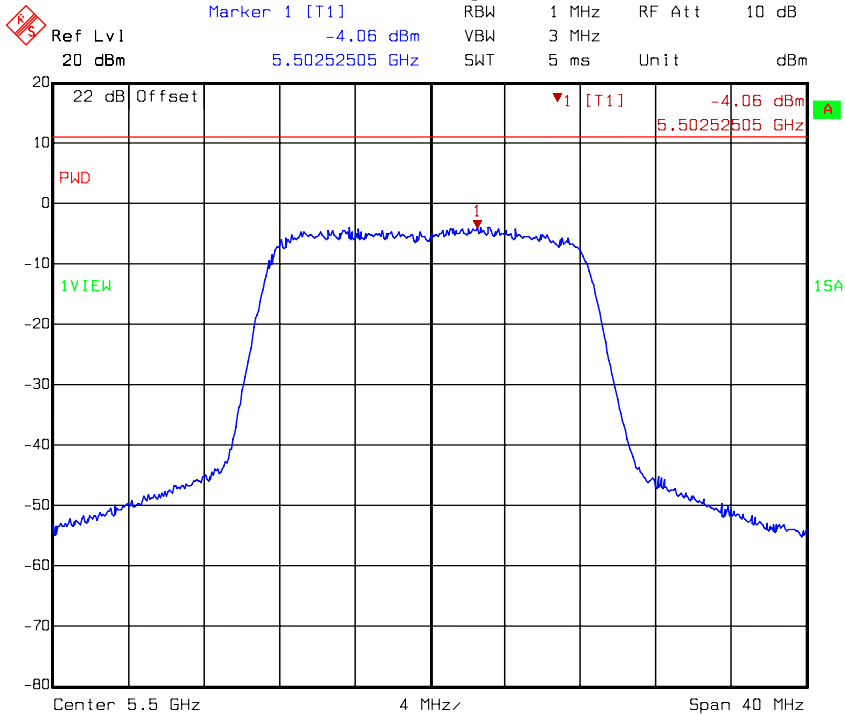
Antenna 1 : C5060-510002-A

Chain B: Power Spectral Density @ 802.11a mode channel 64



Title: Power Density
Comment A: CH 64 at 802.11a mode
Date: 13.APR.2009 13:44:35

Chain B: Power Spectral Density @ 802.11a mode channel 100

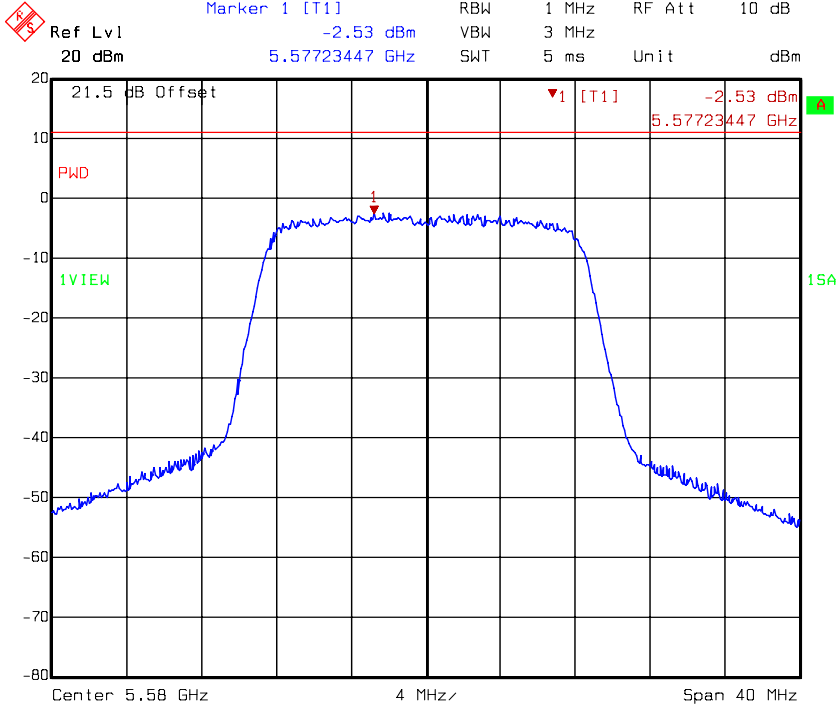


Title: Power Density
Comment A: CH 100 at 802.11a mode
Date: 13.APR.2009 13:47:10



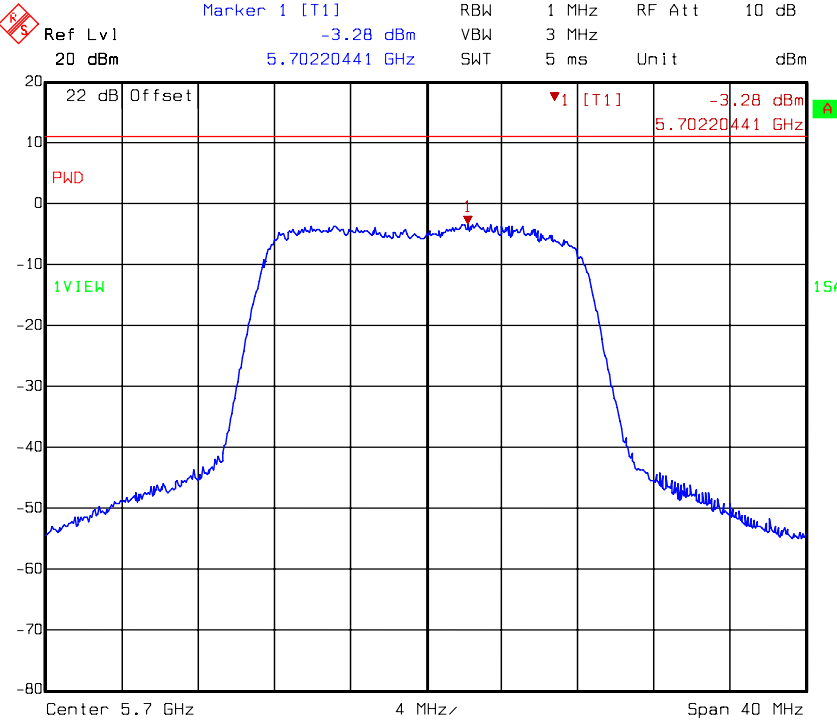
Antenna 1 : C5060-510002-A

Chain B: Power Spectral Density @ 802.11a mode channel 116



Title: Power Density
Comment A: CH 116 at 802.11a mode chainB
Date: 09.OCT.2009 17:05:08

Chain B: Power Spectral Density @ 802.11a mode channel 140

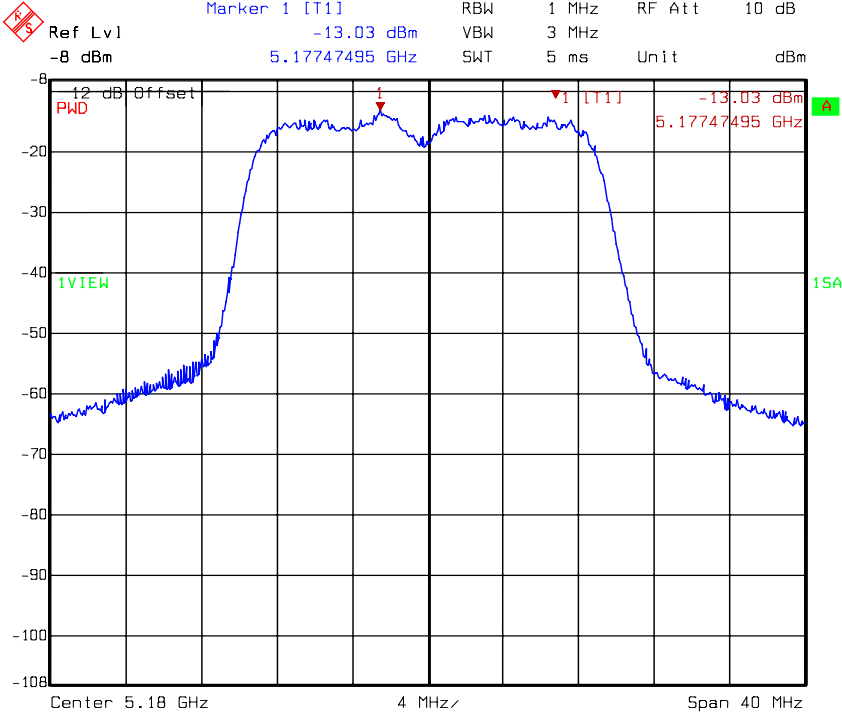


Title: Power Density
Comment A: CH 140 at 802.11a mode
Date: 13.APR.2009 13:53:36



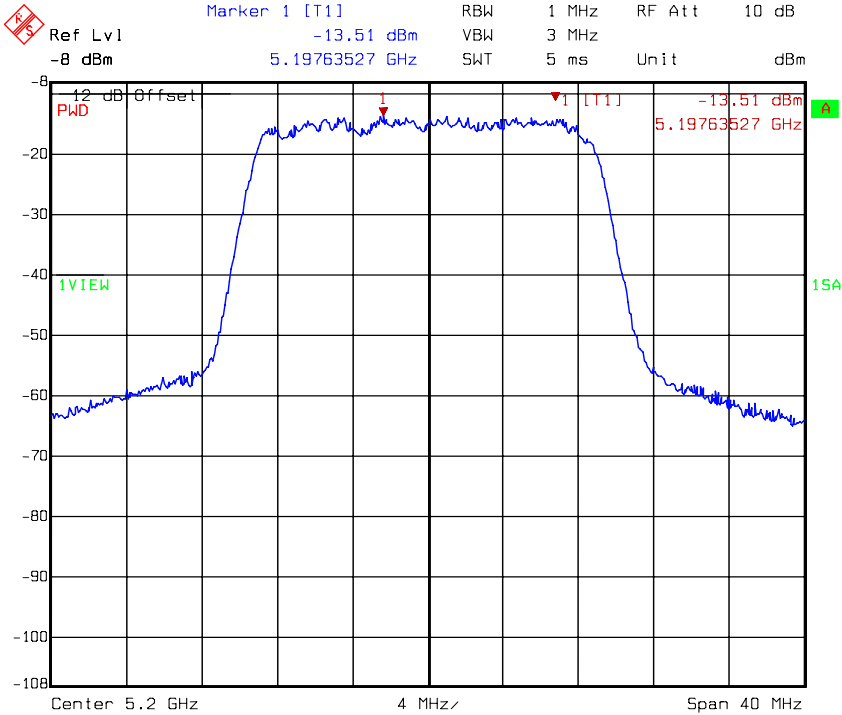
Antenna 1 : C5060-510002-A

Chain B: Power Spectral Density @ 802.11n (HT20) mode channel 36



Title: Power Density
Comment A: 5.1806 at 802.11n mode HT20 chainB
Date: 04.DEC.2008 11:58:12

Chain B: Power Spectral Density @ 802.11n (HT20) mode channel 40

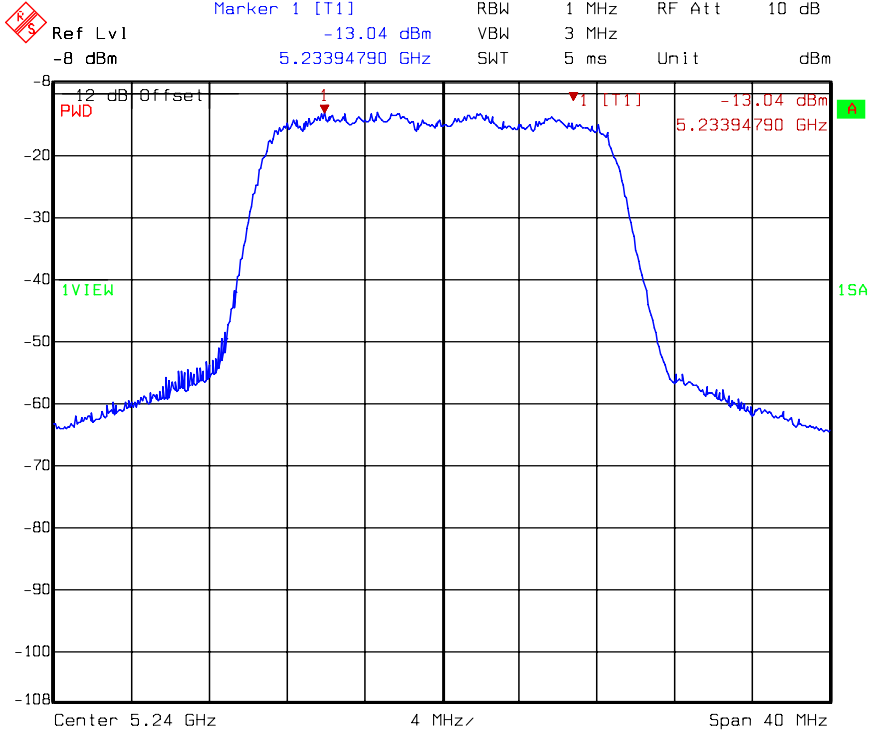


Title: Power Density
Comment A: 5.2006 at 802.11n mode HT20 chainB
Date: 04.DEC.2008 12:02:58



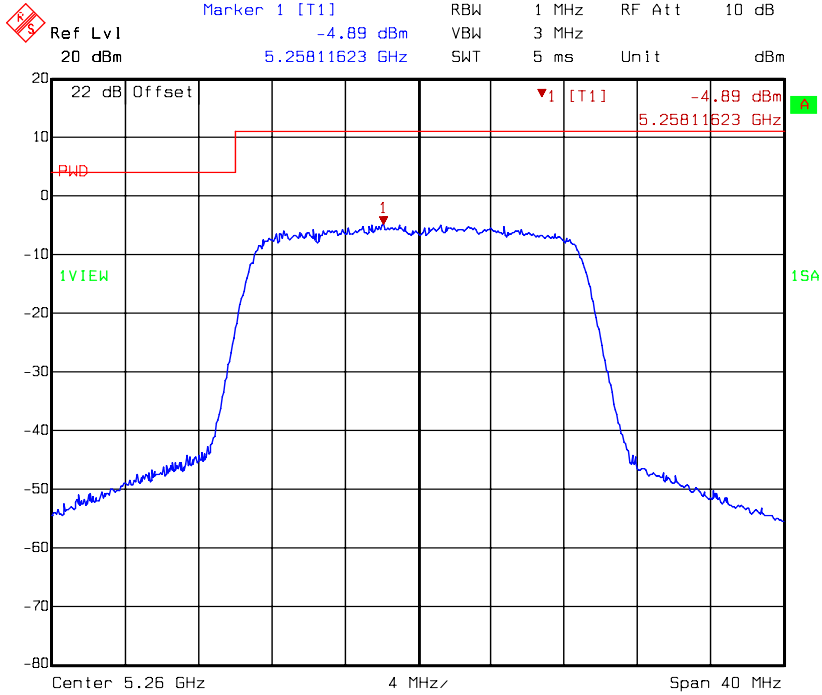
Antenna 1 : C5060-510002-A

Chain B: Power Spectral Density @ 802.11n (HT20) mode channel 48



Title: Power Density
Comment A: 5.2406 at 802.11n mode HT20 chainB
Date: 04.DEC.2008 12:06:09

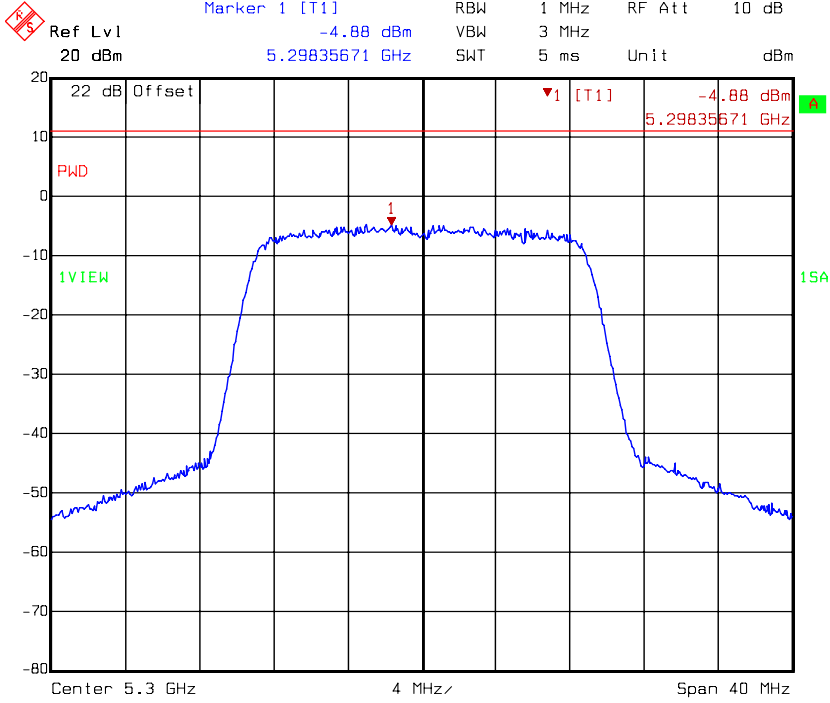
Chain B: Power Spectral Density @ 802.11n (HT20) mode channel 52



Title: Power Density
Comment A: CH 52 at 802.11a mode
Date: 13.APR.2009 13:56:25

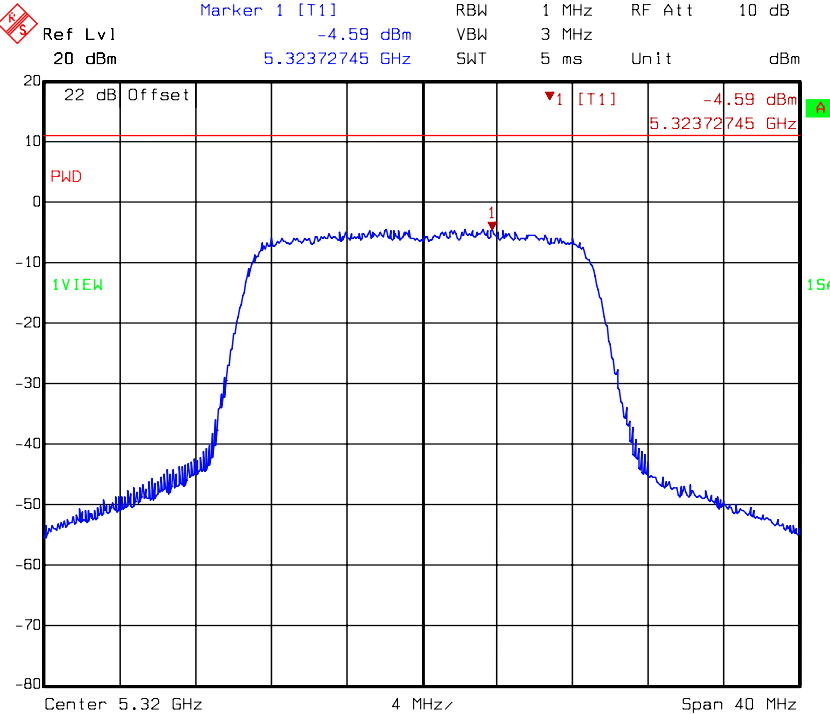
Antenna 1 : C5060-510002-A

Chain B: Power Spectral Density @ 802.11n (HT20) mode channel 60



Title: Power Density
 Comment A: CH 60 at 802.11a mode
 Date: 13.APR.2009 13:59:04

Chain B: Power Spectral Density @ 802.11n (HT20) mode channel 64

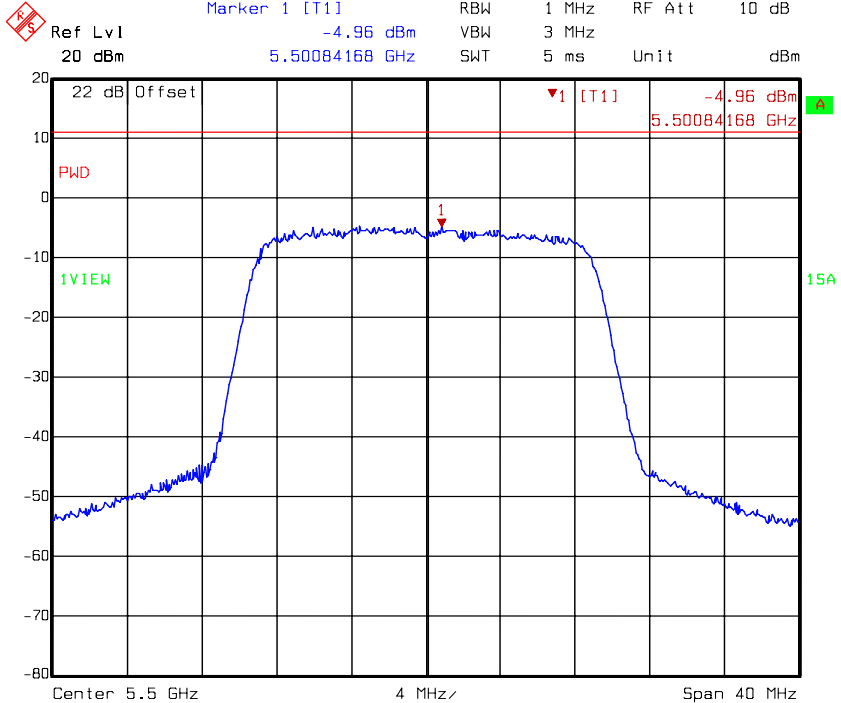


Title: Power Density
 Comment A: CH 64 at 802.11a mode
 Date: 13.APR.2009 14:01:30



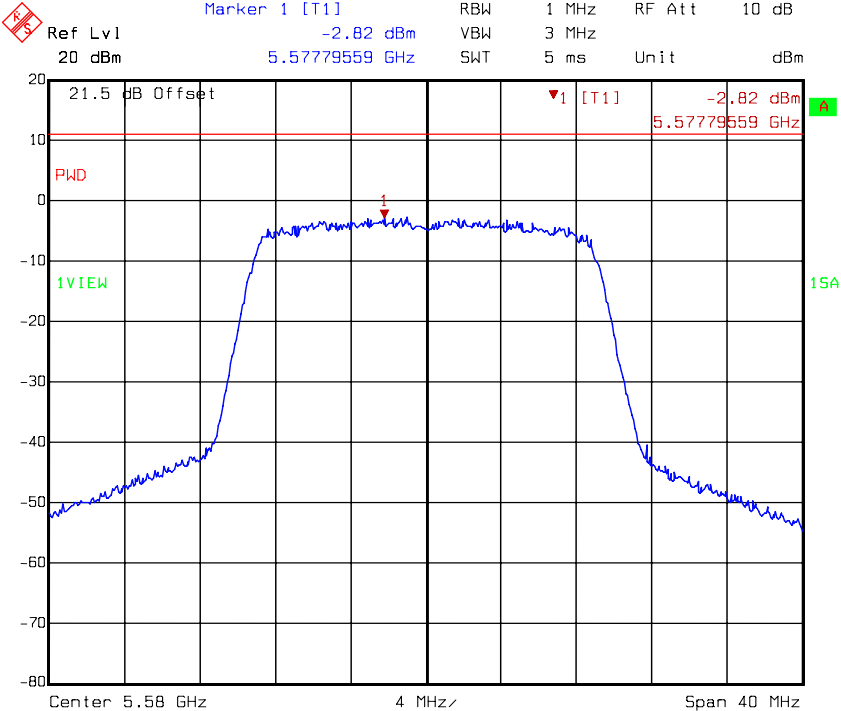
Antenna 1 : C5060-510002-A

Chain B: Power Spectral Density @ 802.11n (HT20) mode channel 100



Title: Power Density
Comment A: CH 100 at 802.11a mode
Date: 13.APR.2009 14:04:01

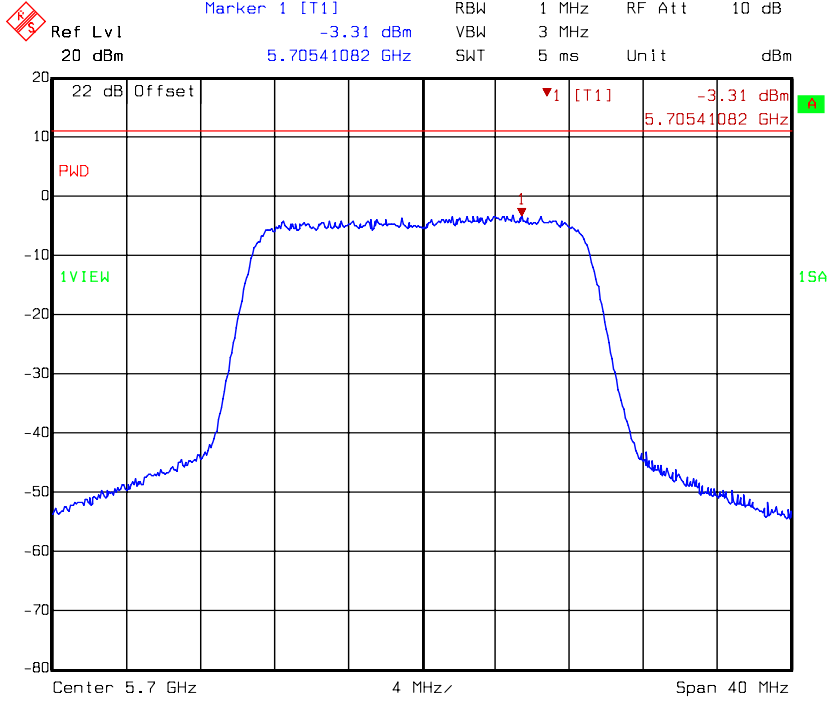
Chain B: Power Spectral Density @ 802.11n (HT20) mode channel 116



Title: Power Density
Comment A: 5.5806 at 802.11n mode HT20 chainB
Date: 09.OCT.2009 17:11:46

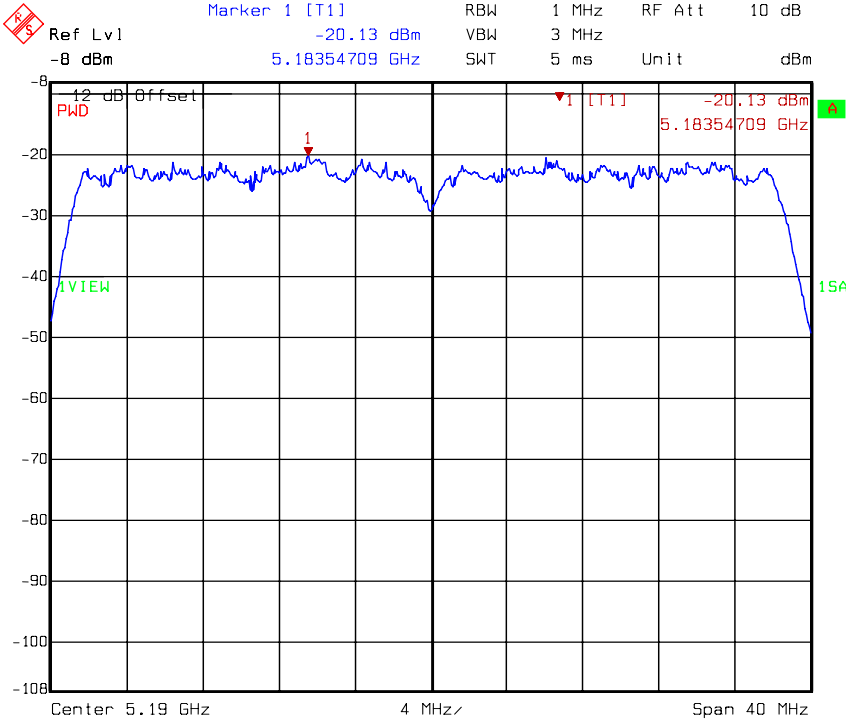
Antenna 1 : C5060-510002-A

Chain B: Power Spectral Density @ 802.11n (HT20) mode channel 140



Title: Power Density
 Comment A: CH 140 at 802.11a mode
 Date: 13.APR.2009 14:12:46

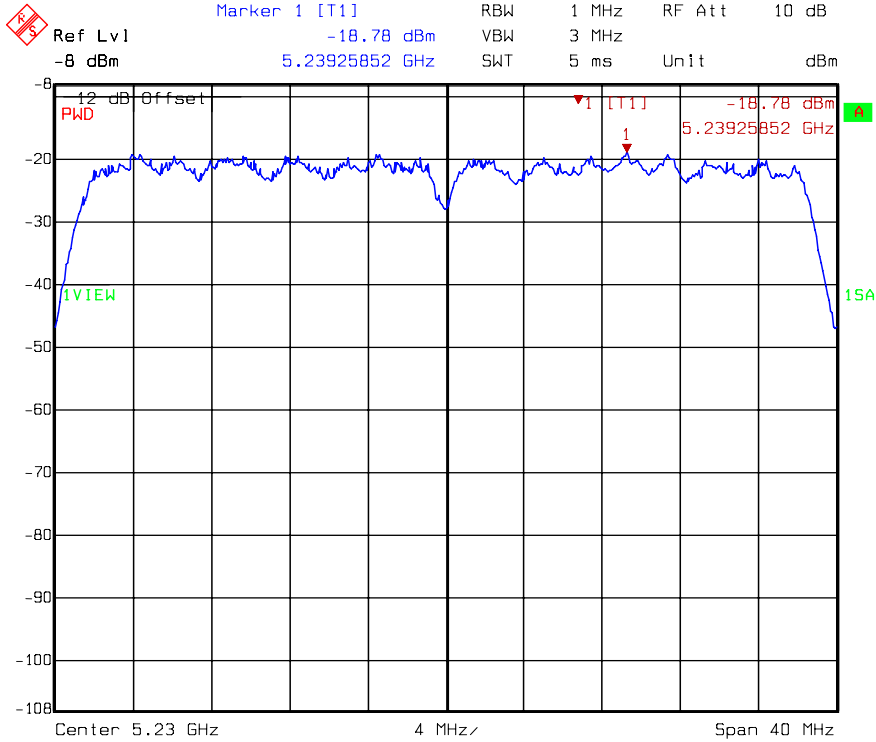
Chain B: Power Spectral Density @ 802.11n (HT40) mode channel 38



Title: Power Density
 Comment A: 5.1906 at 802.11n mode HT40 chainB
 Date: 04.DEC.2008 11:52:03

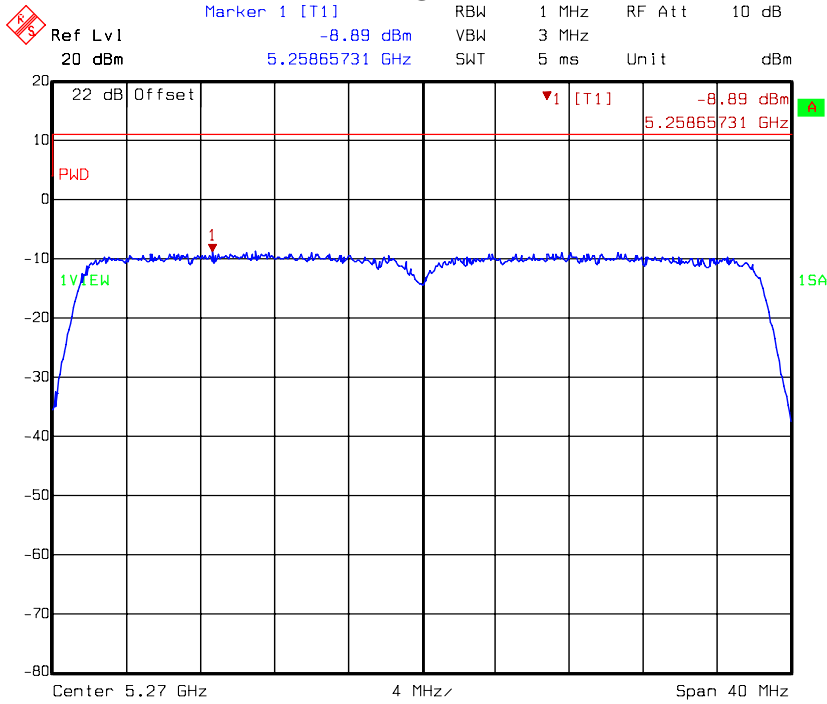
Antenna 1 : C5060-510002-A

Chain B: Power Spectral Density @ 802.11n (HT40) mode channel 46



Title: Power Density
 Comment A: 5.2306 at 802.11n mode HT40 chainB
 Date: 04.DEC.2008 11:49:17

Chain B: Power Spectral Density @ 802.11n (HT40) mode channel 54

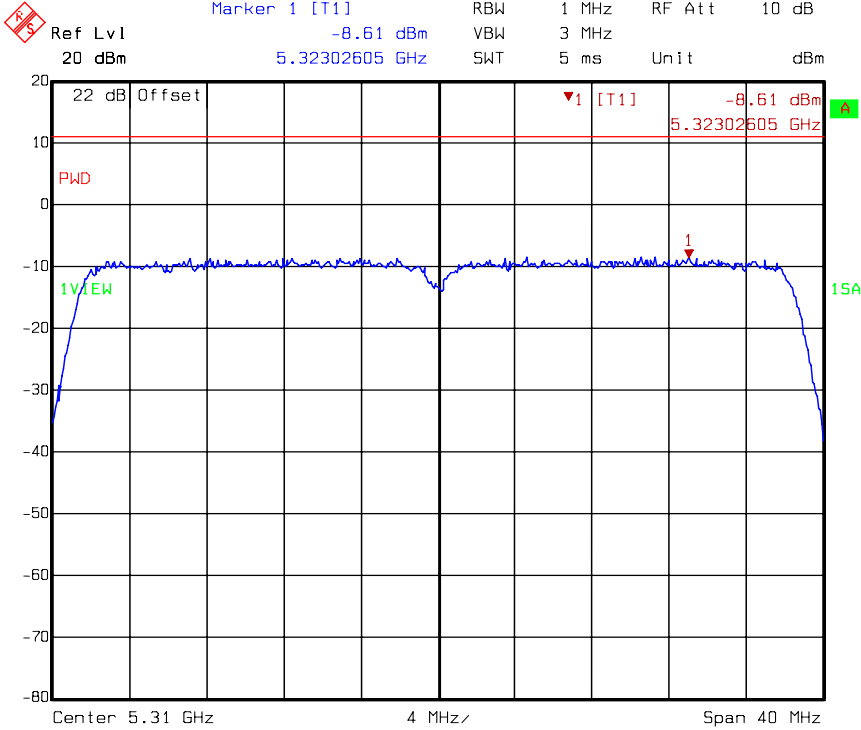


Title: Power Density
 Comment A: CH 54 at 802.11a mode
 Date: 13.APR.2009 14:20:13



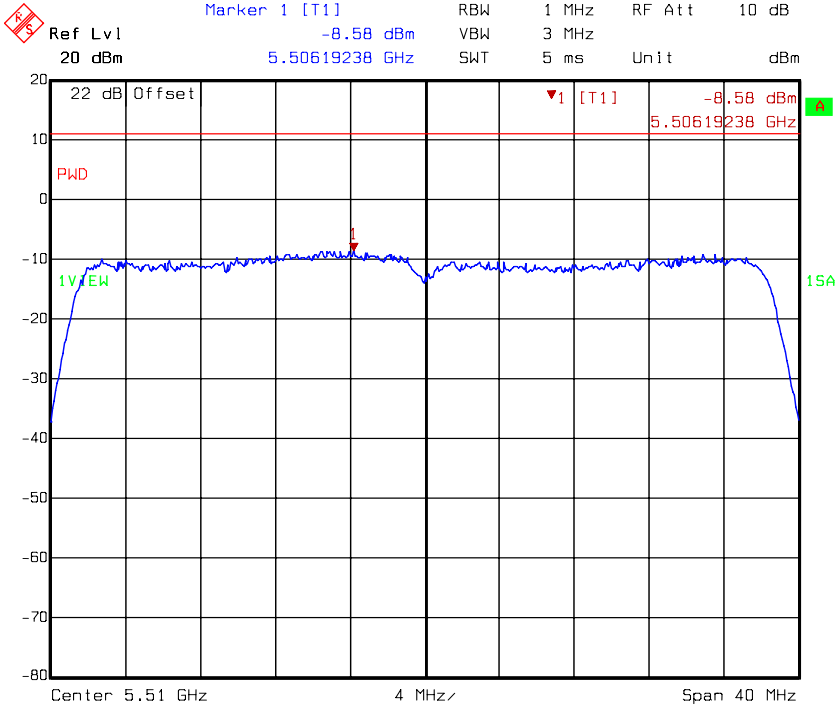
Antenna 1 : C5060-510002-A

Chain B: Power Spectral Density @ 802.11n (HT40) mode channel 62



Title: Power Density
Comment A: CH 62 at 802.11a mode
Date: 13.APR.2009 14:23:03

Chain B: Power Spectral Density @ 802.11n (HT40) mode channel 102

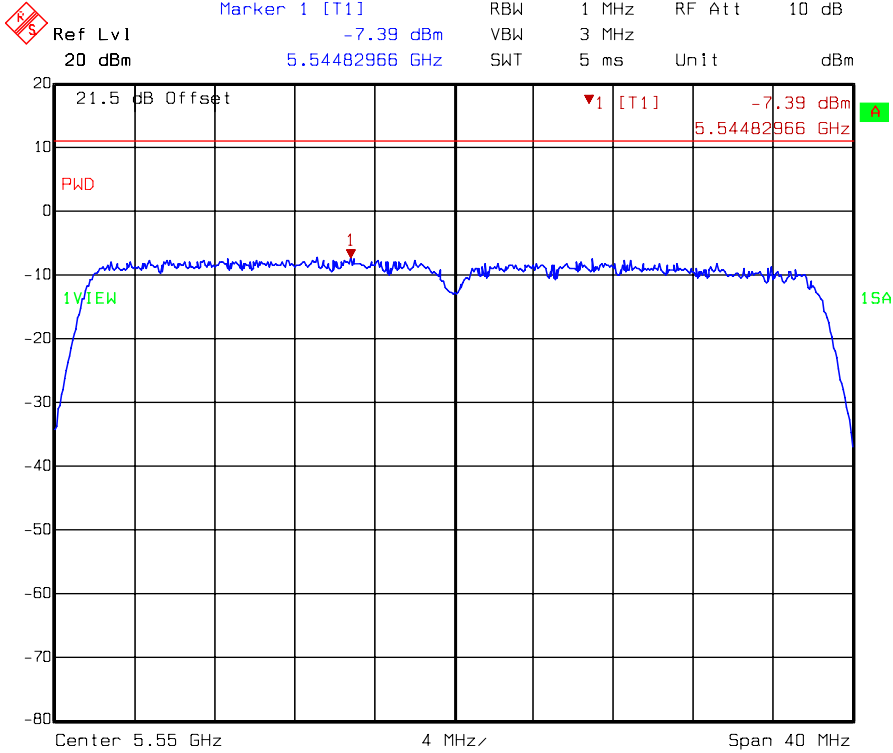


Title: Power Density
Comment A: CH 102 at 802.11a mode
Date: 13.APR.2009 14:26:56



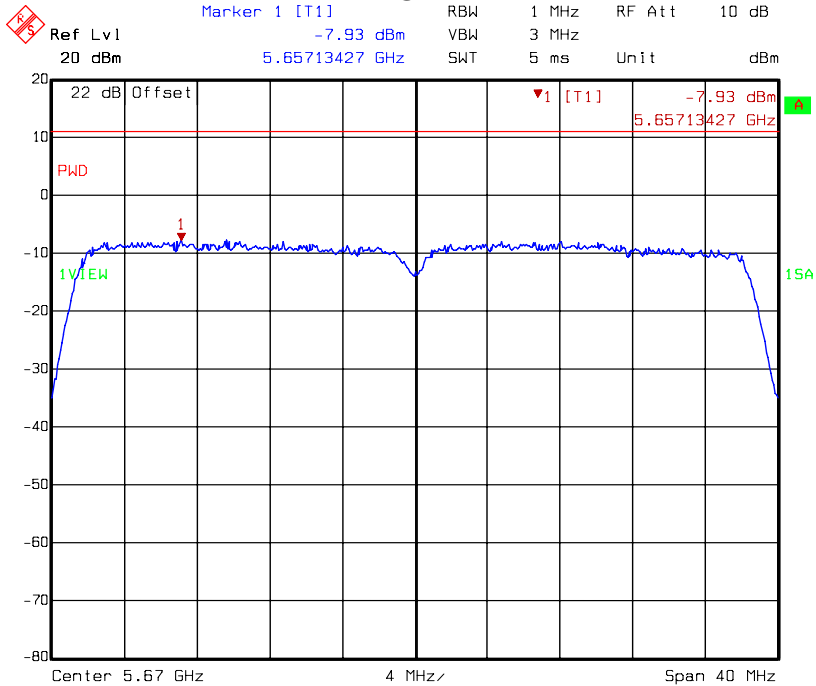
Antenna 1 : C5060-510002-A

Chain B: Power Spectral Density @ 802.11n (HT40) mode channel 110



Title: Power Density
Comment A: 5.550G at 802.11n mode HT40 chainB
Date: 09.OCT.2009 17:14:53

Chain B: Power Spectral Density @ 802.11n (HT40) mode channel 134

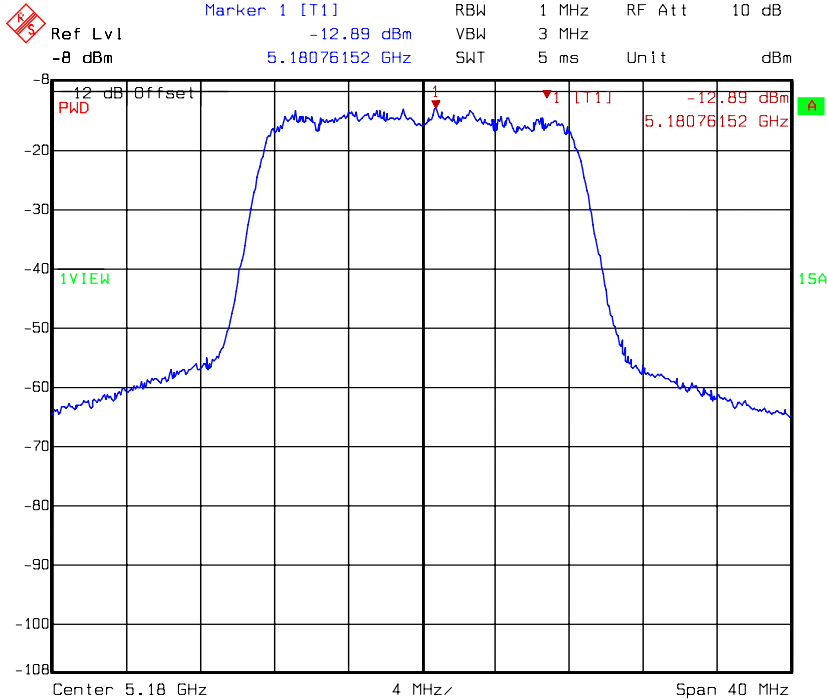


Title: Power Density
Comment A: CH 134 at 802.11a mode
Date: 13.APR.2009 14:32:12



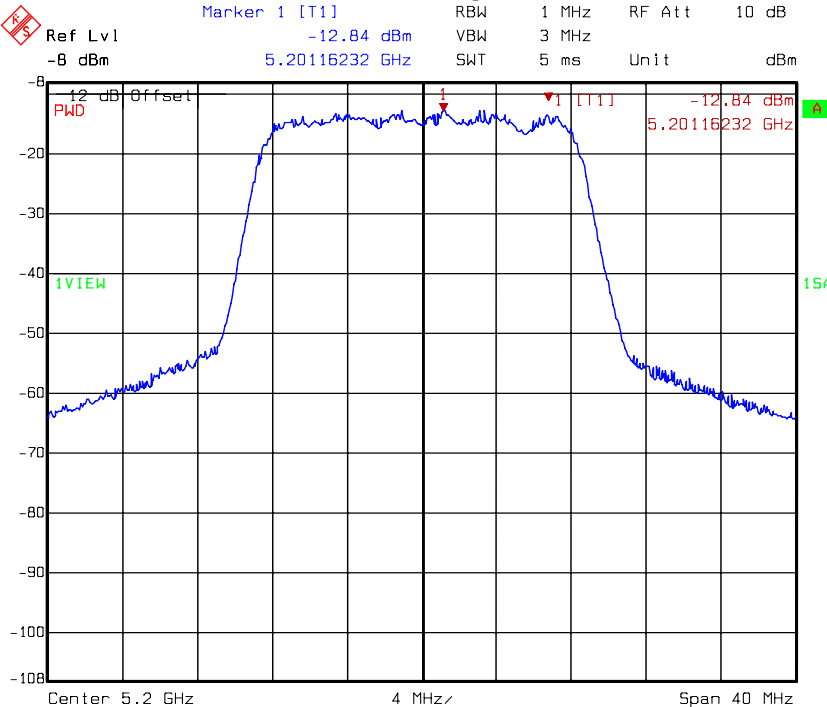
Antenna 1 : C5060-510002-A

Chain C: Power Spectral Density @ 802.11a mode channel 36



Title: Power Density
Comment A: CH 36 at 802.11a mode chainC
Date: 04.DEC.2008 13:31:06

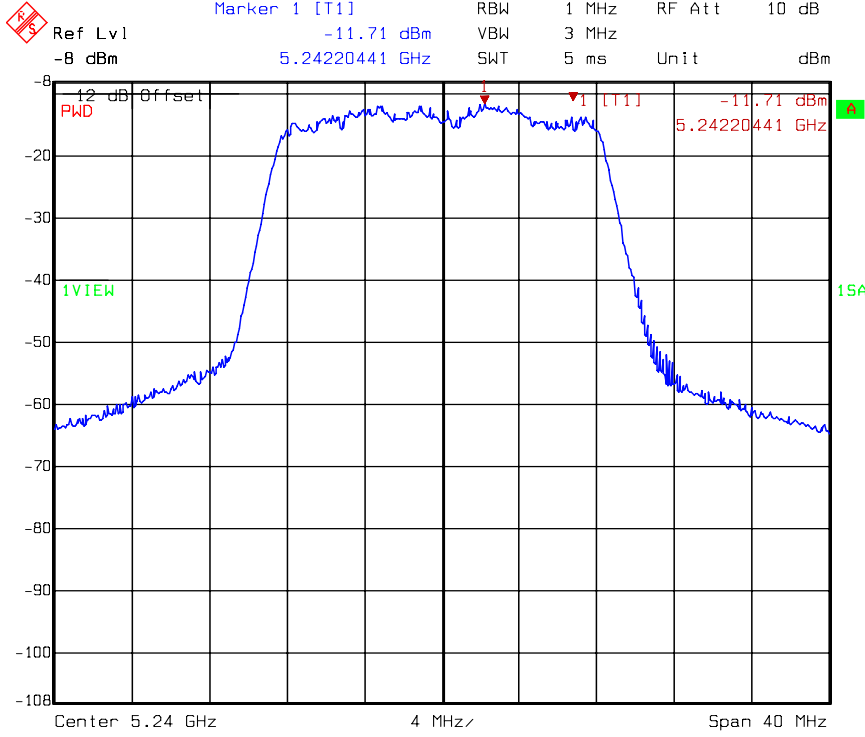
Chain C: Power Spectral Density @ 802.11a mode channel 40



Title: Power Density
Comment A: CH 40 at 802.11a mode chainC
Date: 04.DEC.2008 13:35:27

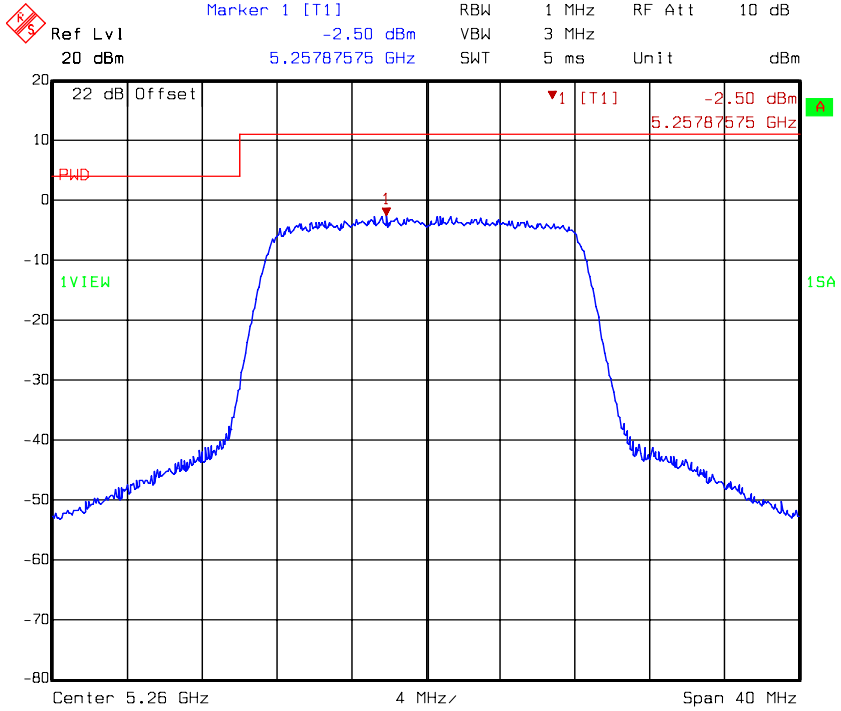
Antenna 1 : C5060-510002-A

Chain C: Power Spectral Density @ 802.11a mode channel 48



Title: Power Density
 Comment A: CH 48 at 802.11a mode chainC
 Date: 04.DEC.2008 13:41:20

Chain C: Power Spectral Density @ 802.11a mode channel 52



Title: Power Density
 Comment A: CH 52 at 802.11a mode
 Date: 13.APR.2009 14:40:56