



Radio Test Report

FCC ID: O9C-BJNGAFB0003

This report concerns (check one) : Original Grant Class II Change

Issued Date : Jun. 17, 2014
Project No. : 1406049
Equipment : Unified Wired-WLAN Walljack
Model Name : BJNGA-FB0003;JG971A

Applicant : Hewlett Packard Company
Address : 153 Taylor Street Littleton
Massachusetts, United States
01460-1407

Tested by: Neutron Engineering Inc. EMC Laboratory
Date of Receipt: Jun. 06, 2014
Date of Test: Jun. 06, 2014 ~ Jun. 16, 2014

Testing Engineer: Josh Lin
(Josh Lin)

Technical Manager: Jeff Yang
(Jeff Yang)

Authorized Signatory: Andy Chiu
(Andy Chiu)

Neutron Engineering Inc.
B1, No. 37, Lane 365, YangGuang St.,
NeiHu District 114, Taipei, Taiwan.
TEL: +886-2-2657-3299
FAX: +886-2-2657-3331





Declaration

Neutron represents to the client that testing is done in accordance with standard procedures as applicable and that test instruments used has been calibrated with the standards traceable to National Measurement Laboratory (**NML**) of **R.O.C.**, or National Institute of Standards and Technology (**NIST**) of **U.S.A.**

Neutron's reports apply only to the specific samples tested under conditions. It is manufacture's responsibility to ensure that additional production units of this model are manufactured with the identical electrical and mechanical components. **Neutron** shall have no liability for any declarations, inferences or generalizations drawn by the client or others from **Neutron** issued reports.

Neutron's reports must not be used by the client to claim product endorsement by the authorities or any agency of the Government.

This report is the confidential property of the client. As a mutual protection to the clients, the public and **Neutron-self**, extracts from the test report shall not be reproduced except in full with **Neutron's** authorized written approval.

Neutron's laboratory quality assurance procedures are in compliance with the **ISO Guide 17025** requirements, and accredited by the conformity assessment authorities listed in this test report.

Limitation

For the use of the authority's logo is limited unless the Test Standard(s)/Scope(s)/Item(s) mentioned in this test report is (are) included in the conformity assessment authorities acceptance respective.



Table of Contents

| | |
|--|----|
| REPORT ISSUED HISTORY | 5 |
| 1 CERTIFICATION | 6 |
| 2 . SUMMARY OF TEST RESULTS | 7 |
| 2.1 TEST FACILITY | 8 |
| 2.2 MEASUREMENT UNCERTAINTY | 8 |
| 3 GENERAL INFORMATION | 9 |
| 3.1 GENERAL DESCRIPTION OF EUT | 9 |
| 3.2 DESCRIPTION OF TEST MODES | 11 |
| 3.3 TABLE OF PARAMETERS OF TEXT SOFTWARE SETTING | 12 |
| 3.4 BLOCK DIAGRAM SHOWING THE CONFIGURATION OF SYSTEM TESTED | 13 |
| 3.5 DESCRIPTION OF SUPPORT UNITS | 14 |
| 4 ANTENNA CONDUCTED SPURIOUS EMISSION | 15 |
| 4.1 LIMIT | 15 |
| 4.2 MEASUREMENT INSTRUMENTS LIST | 15 |
| 4.3 TEST PROCEDURES | 15 |
| 4.4 TEST SETUP LAYOUT | 15 |
| 4.5 DEVIATION FROM TEST STANDARD | 15 |
| 4.6 EUT OPERATING CONDITIONS | 15 |
| 4.7 TEST RESULTS | 16 |
| 5 6 DB BANDWIDTH | 40 |
| 5.1 LIMIT | 40 |
| 5.2 MEASUREMENT INSTRUMENTS LIST | 40 |
| 5.3 TEST PROCEDURES | 40 |
| 5.4 TEST SETUP LAYOUT | 40 |
| 5.5 DEVIATION FROM TEST STANDARD | 40 |
| 5.6 EUT OPERATING CONDITIONS | 40 |
| 5.7 TEST RESULTS | 41 |
| 6 MAXIMUM PEAK CONDUCTED OUTPUT POWER | 53 |
| 6.1 LIMIT | 53 |
| 6.2 MEASUREMENT INSTRUMENTS LIST | 53 |
| 6.3 TEST PROCEDURES | 53 |
| 6.4 TEST SETUP LAYOUT | 53 |
| 6.5 DEVIATION FROM TEST STANDARD | 53 |
| 6.6 EUT OPERATING CONDITIONS | 53 |
| 6.7 TEST RESULTS | 54 |
| 7 RADIATED SPURIOUS EMISSION (9 KHZ TO 1 GHZ) | 58 |
| 7.1 LIMIT | 58 |
| 7.2 MEASUREMENT INSTRUMENTS LIST | 59 |



Table of Contents

| | | |
|-----|--|-----|
| 7.3 | MEASURING INSTRUMENTS SETTING | 59 |
| 7.4 | TEST PROCEDURES | 60 |
| 7.5 | DEVIATION FROM TEST STANDARD | 60 |
| 7.6 | TEST SETUP LAYOUT | 60 |
| 7.7 | EUT OPERATING CONDITIONS | 61 |
| 7.8 | TEST RESULTS | 62 |
| 8 | RADIATED SPURIOUS EMISSION (ABOVE 1 GHZ) | 64 |
| 8.1 | LIMIT | 64 |
| 8.2 | MEASUREMENT INSTRUMENTS LIST | 65 |
| 8.3 | MEASURING INSTRUMENTS SETTING | 65 |
| 8.4 | TEST PROCEDURES | 66 |
| 8.5 | DEVIATION FROM TEST STANDARD | 66 |
| 8.6 | TEST SETUP LAYOUT | 66 |
| 8.7 | EUT OPERATING CONDITIONS | 67 |
| 8.8 | TEST RESULTS | 68 |
| 8.9 | TEST RESULTS (RESTRICTED BANDS) | 116 |
| 9 | POWER SPECTRAL DENSITY | 132 |
| 9.1 | LIMIT | 132 |
| 9.2 | MEASUREMENT INSTRUMENTS LIST | 132 |
| 9.3 | TEST PROCEDURES | 132 |
| 9.4 | TEST SETUP LAYOUT | 132 |
| 9.5 | DEVIATION FROM TEST STANDARD | 132 |
| 9.6 | EUT OPERATING CONDITIONS | 132 |
| 9.7 | TEST RESULTS | 133 |
| 10 | EUT TEST PHOTO | 147 |



REPORT ISSUED HISTORY

| Issue No. | Description | Issued Date |
|--------------------|-----------------|---------------|
| NEI-FCCP-1-1406049 | Original Issue. | Jun. 17, 2014 |



1 CERTIFICATION

Equipment : Unified Wired-WLAN Walljack
Brand Name : HP
Model Name : BJNGA-FB0003;JG971A
Applicant : Hewlett Packard Company
Date of Test : Jun. 06, 2014 ~ Jun. 16, 2014
Standard(s) : FCC Part 15, Subpart C: 2013
ANSI C63.4-2009

The above equipment has been tested and found compliance with the requirement of the relative standards by Neutron Engineering Inc. EMC Laboratory.

The test data, data evaluation, and equipment configuration contained in our test report (Ref No. NEI-FCCP-1-1406049) were obtained utilizing the test procedures, test instruments, test sites that has been accredited by the Authority of TAF according to the ISO-17025 quality assessment standard and technical standard(s).



2. SUMMARY OF TEST RESULTS

| Standard Clause | Test Item | Result |
|------------------|-------------------------------------|-----------------|
| 15.207 | Conducted Emission | N/A NOTE (2) |
| 15.247 (c) | Antenna conducted Spurious Emission | PASS |
| 15.247 (a)(2) | 6 dB Bandwidth | PASS |
| 15.247 (b) | Maximum Peak Conducted Output Power | PASS |
| 15.247 (c) | Radiated Spurious Emission | PASS |
| 15.247 (d)(e) | Power Spectral Density | PASS |
| 15.205 | Restricted Bands | PASS |
| 15.203 | Antenna Requirement | PASS |

NOTE:

- (1) N/A: denotes test is not applicable in this Test Report
- (2) No AC connection.



2.1 TEST FACILITY

The test facilities used to collect the test data in this report:

Radiated emission Test (Below 1 GHz):

CB08: (FCC RN: 614388; FCC DN: TW1054; IC Assigned Code: 4428C-1)
1F., No. 61, Ln. 77, Sing-ai Rd., Neihu Dist., Taipei City 114, Taiwan (R.O.C.)

Radiated emission Test (Above 1 GHz):

CB08: (VCCI RN: G-91; FCC RN: 614388; FCC DN: TW1054; IC Assigned Code: 4428C-1)
1F., No. 61, Ln. 77, Sing-ai Rd., Neihu Dist., Taipei City 114, Taiwan (R.O.C.)

2.2 MEASUREMENT UNCERTAINTY

The measurement uncertainty is not specified by FCC/Industry Canada rules and for reference only.

The reported uncertainty of measurement $y \pm U$, where expanded uncertainty U is based on a standard uncertainty multiplied by a coverage factor of $k=2$, providing a level of confidence of approximately **95%**.

The measurement instrumentation uncertainty considerations contained in CISPR 16-4-2.

A. Radiated emission test:

| Test Site | Item | Measurement Polarization | Frequency Range | Uncertainty | NOTE |
|-----------|-------------------------|--------------------------|-----------------|-------------|------|
| CB08 | Radiated emission at 3m | Horizontal Polarization | 30 - 200MHz | 3.35 dB | |
| | | | 200 - 1000MHz | 3.11 dB | |
| | | | 1 - 18GHz | 3.97 dB | |
| | | | 18 - 40GHz | 4.01 dB | |
| | | Vertical Polarization | 30 - 200MHz | 3.22 dB | |
| | | | 200 - 1000MHz | 3.24 dB | |
| | | | 1 - 18GHz | 4.05 dB | |
| | | | 18 - 40GHz | 4.04 dB | |

Our calculated Measurement Instrumentation Uncertainty is shown in the tables above. These are our U_{lab} values in CISPR 16-4-2 terminology.

Since Table 1 of CISPR 16-4-2 has values of measurement instrumentation uncertainty, called U_{CISPR} , as follows:

- Conducted Disturbance (mains port) – 150 kHz – 30 MHz: 3.6 dB
- Radiated Disturbance (electric field strength on an open area test site or alternative test site) – 30 MHz – 1000 MHz: 5.2 dB

It can be seen that our U_{lab} values are smaller than U_{CISPR} .

If U_{lab} is less than or equal to U_{CISPR} , then:

- compliance is deemed to occur if no measured disturbance level exceeds the disturbance limit;
- non-compliance is deemed to occur if any measured disturbance level exceeds the disturbance limit.

If U_{lab} is greater than U_{CISPR} , then:

- compliance is deemed to occur if no measured disturbance level, increased by $(U_{lab} - U_{CISPR})$, exceeds the disturbance limit;
- non-compliance is deemed to occur if any measured disturbance level, increased by $(U_{lab} - U_{CISPR})$, exceeds the disturbance limit.



3 GENERAL INFORMATION

3.1 GENERAL DESCRIPTION OF EUT

| | | | |
|------------------------|---|--|--|
| Equipment | Unified Wired-WLAN Walljack | | |
| Brand Name | HP | | |
| Model Name | BJNGA-FB0003;JG971A | | |
| OEM Brand/Model Name | N/A | | |
| Model Difference | Only differ in model name. | | |
| Product Description | Operation Frequency | 2412~2462 MHz | |
| | Modulation Type | IEEE 802.11b: DSSS (DQPSK, DBPSK, CCK) IEEE 802.11g: OFDM (64-QAM, 16-QAM, QPSK, BPSK) IEEE 802.11n: OFDM (64-QAM, 16-QAM, QPSK, BPSK) | |
| | Bit Rate of Transmitter | IEEE 802.11b: 1, 2, 5.5, 11 Mbps IEEE 802.11g: 6, 9, 12, 18, 24, 36, 48, 54 Mbps IEEE 802.11n: 6.5, 13, 19.5, 26, 39, 52, 58.5, 65, up to 300 Mbps | |
| | Number Of Channel | Please refer to the Note 2. | |
| | Antenna Designation | Please refer to the Note 3. | |
| | Antenna Gain(Peak) | Please refer to the Note 3. | |
| | Maximum Conducted Output Power | IEEE 802.11b: 22.1100 dBm (0.1626 W) IEEE 802.11g: 24.8300 dBm (0.3041 W) IEEE 802.11n (20 MHz): 27.2897dBm (0.5358 W) IEEE 802.11n (40 MHz):27.1536 dBm (0.5192 W) | |
| | More details of EUT technical specification please refer to the User's Manual. | | |
| | Power Source | Supplied from PoE. | |
| | Power Rating | DC 48V;0.4A | |
| Connecting I/O Port(s) | 1× 10/100/1000 uplink LAN port (PoE input) 3× 10/100 downlink LAN port (PoE Output*1) 1× RJ45 pass-through port | | |
| Products Covered | N/A | | |
| EUT Modification(s) | N/A | | |

NOTE:

1. For a more detailed features description, please refer to the manufacturer's specifications or the User's Manual.
2. Channel List:
Channel 01-11 for IEEE 802.11b/g/n (20MHz)
Channel 03-09 for IEEE 802.11n(40MHz)

| Channel | Frequency (MHz) | Channel | Frequency (MHz) | Channel | Frequency (MHz) |
|---------|-----------------|---------|-----------------|---------|-----------------|
| 01 | 2412 | 05 | 2432 | 09 | 2452 |
| 02 | 2417 | 06 | 2437 | 10 | 2457 |
| 03 | 2422 | 07 | 2442 | 11 | 2462 |
| 04 | 2427 | 08 | 2447 | | |



3. Table for Filed Antenna

| Ant. | Brand | Model Name | Antenna Type | Connector | Gain (dBi) |
|------|-----------------------------|----------------------|--------------|-----------|------------|
| A | HONGLIN TECHNOLOGY CO., LTD | WP338 PIFA ANTENNA-1 | PIFA Antenna | N/A | 4.20 |
| B | HONGLIN TECHNOLOGY CO., LTD | WP338 PIFA ANTENNA-2 | PIFA Antenna | N/A | 2.10 |



3.2 DESCRIPTION OF TEST MODES

To investigate the maximum EMI emission characteristics generated from EUT, the test system was pre-scanning tested based on the consideration of following EUT operation mode or test configuration mode which possible have effect on EMI emission level. Each of these EUT operation mode(s) or test configuration mode(s) mentioned above was evaluated respectively.

| Test Items | IEEE | Mode | Data Rate | Channel | Chain | TX/RX |
|--|------------------|------|-----------|----------|----------|-------|
| Conducted Emission | - | - | - | - | - | - |
| Antenna conducted Spurious Emission | 802.11b | DSSS | 1 Mbps | 01/06/11 | Ant. A | 1 TX |
| | 802.11g | OFDM | 6 Mbps | 01/06/11 | Ant. A | 1 TX |
| | 802.11n (20 MHz) | BPSK | MCS8 | 01/06/11 | Ant. A,B | 2 TX |
| | 802.11n (40 MHz) | BPSK | MCS8 | 03/06/09 | Ant. A,B | 2 TX |
| 6 dB Bandwidth | 802.11b | DSSS | 1 Mbps | 01/06/11 | Ant. A | 1 TX |
| | 802.11g | OFDM | 6 Mbps | 01/06/11 | Ant. A | 1 TX |
| | 802.11n (20 MHz) | BPSK | MCS8 | 01/06/11 | Ant. A,B | 2 TX |
| | 802.11n (40 MHz) | BPSK | MCS8 | 03/06/09 | Ant. A,B | 2 TX |
| Maximum Peak Conducted Output Power | 802.11b | DSSS | 1 Mbps | 01/06/11 | Ant. A | 1 TX |
| | 802.11g | OFDM | 6 Mbps | 01/06/11 | Ant. A | 1 TX |
| | 802.11n (20 MHz) | BPSK | MCS8 | 01/06/11 | Ant. A,B | 2 TX |
| | 802.11n (40 MHz) | BPSK | MCS8 | 03/06/09 | Ant. A,B | 2 TX |
| Radiated Spurious Emission (30 MHz to 1 GHz) | 802.11b | DSSS | 1 Mbps | 06 | Ant. A | 1 TX |
| | 802.11g | DSSS | 1 Mbps | 01/06/11 | Ant. A | 1 TX |
| Radiated Spurious Emission (above 1 GHz) | 802.11g | OFDM | 6 Mbps | 01/06/11 | Ant. A | 1 TX |
| | 802.11n (20 MHz) | BPSK | MCS8 | 01/06/11 | Ant. A,B | 2 TX |
| | 802.11n (40 MHz) | BPSK | MCS8 | 03/06/09 | Ant. A,B | 2 TX |
| | 802.11b | DSSS | 1 Mbps | 01/06/11 | Ant. A | 1 TX |
| Restricted Bands | 802.11g | OFDM | 6 Mbps | 01/06/11 | Ant. A | 1 TX |
| | 802.11n (20 MHz) | BPSK | MCS8 | 01/06/11 | Ant. A,B | 2 TX |
| | 802.11n (40 MHz) | BPSK | MCS8 | 03/06/09 | Ant. A,B | 2 TX |
| | 802.11b | DSSS | 1 Mbps | 01/06/11 | Ant. A | 1 TX |
| Antenna Requirement | --- | | --- | --- | | |

NOTE: The measurements are performed at the highest, middle, lowest available channels.



3.3 TABLE OF PARAMETERS OF TEXT SOFTWARE SETTING

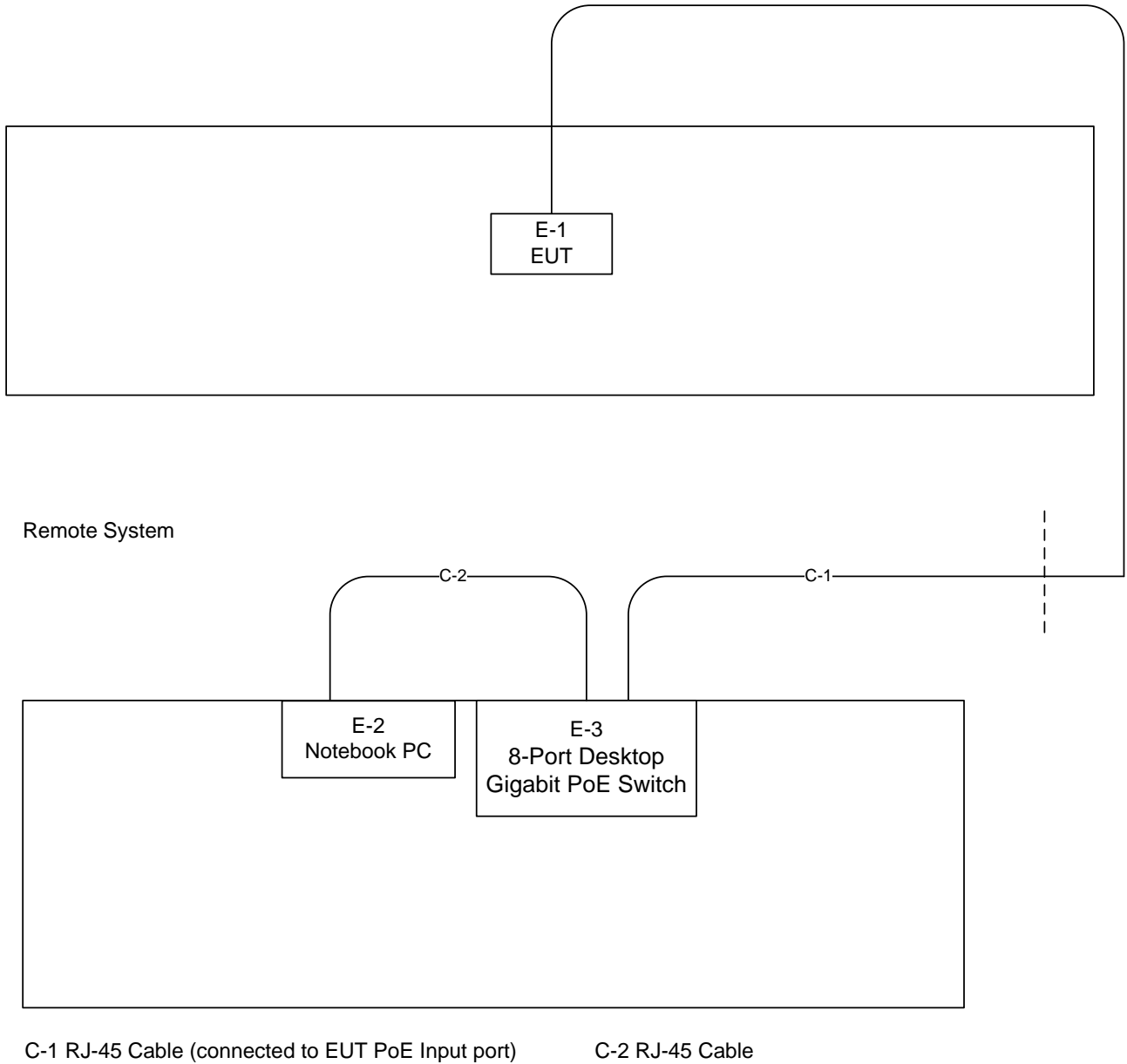
During testing channel & power controlling software provided by the customer was used to control the operating channel as well as the output power level. The RF output power selection is for the setting of RF output power expected by the customer and is going to be fixed on the firmware of the final end product.

| IEEE | 802.11b | | | 802.11g | | |
|-----------------------|----------|----------|----------|----------|----------|----------|
| Test software Version | art 2 | | | art 2 | | |
| Frequency | 2412 MHz | 2437 MHz | 2462 MHz | 2412 MHz | 2437 MHz | 2462 MHz |
| Parameter | 22.5 | 22.5 | 22.5 | 19.5 | 22 | 19 |

| IEEE | 802.11n (20 MHz) | | | 802.11n (40 MHz) | | |
|-----------------------|------------------|----------|----------|------------------|----------|----------|
| Test software Version | art 2 | | | art 2 | | |
| Frequency | 2412 MHz | 2437 MHz | 2462 MHz | 2422 MHz | 2437 MHz | 2452 MHz |
| Parameter | 18 | 20 | 18.5 | 15.5 | 19 | 16 |



3.4 BLOCK DIAGRAM SHOWING THE CONFIGURATION OF SYSTEM TESTED





3.5 DESCRIPTION OF SUPPORT UNITS

The EUT has been tested as an independent unit together with other necessary accessories or support units. The following support units or accessories were used to form a representative test configuration during the tests.

| Item | Equipment | Mfr/Brand | Model/Type No. | FCC ID | Series No. | Note |
|------|-----------------------------------|-----------|---------------------|-----------------|------------|------|
| E-1 | Unified Wired-WLAN Walljack | HP | BJNGA-FB0003;JG971A | O9C-BJNGAFB0003 | N/A | EUT |
| E-2 | Notebook PC | DELL | D620 | DOC | N/A | |
| E-3 | 8-Port Desktop Gigabit PoE Switch | LINKSYS | LGS180P | DOC | N/A | |

| Item | Shielded Type | Ferrite Core | Length | Note |
|------|---------------|--------------|--------|------|
| C-1 | NO | NO | 10M | |
| C-2 | NO | NO | 1M | |

NOTE: The support equipment was authorized by Declaration of Conformity (DOC).



4 ANTENNA CONDUCTED SPURIOUS EMISSION

4.1 LIMIT

| Test Item | Frequency Range (MHz) | Limit |
|-------------------------------------|-----------------------|---|
| Antenna conducted Spurious Emission | 30-25000 | 20 dB less than the peak value of fundamental frequency |

4.2 MEASUREMENT INSTRUMENTS LIST


| Item | Kind of Equipment | Manufacturer | Type No. | Serial No. | Calibrated until |
|------|-------------------|--------------|----------|------------|------------------|
| 1 | Spectrum Analyzer | R&S | FSP-30 | 100854 | Sep. 08, 2014 |

NOTE: **N/A**: denotes No Model Name, No Serial No. or No Calibration specified.

4.3 TEST PROCEDURES

- a. The EUT was directly connected to the spectrum analyzer and antenna output port as show in the block diagram below,
- b. Spectrum Setting: RBW= 100KHz, VBW=100KHz, Sweep time = Auto.

4.4 TEST SETUP LAYOUT



Notes: Test cable is directly connected to inner connector.

4.5 DEVIATION FROM TEST STANDARD

No deviation

4.6 EUT OPERATING CONDITIONS

The EUT was configured for testing in a typical fashion (as a customer would normally use it). The EUT has been programmed to continuously transmit during test. This operating condition was tested and used to collect the included data.



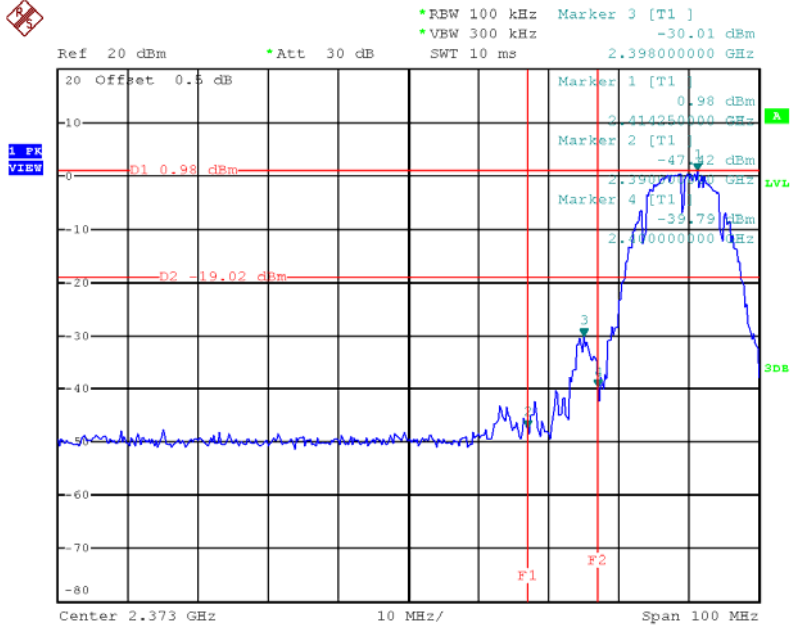
4.7 TEST RESULTS

| | | | |
|--------------|-----------------------------|-------------------|---------------------|
| EUT | Unified Wired-WLAN Walljack | Model Name | BJNGA-FB0003;JG971A |
| Temperature | 26°C | Relative Humidity | 46% |
| Test Voltage | DC 48V | | |
| Test Mode | IEEE 802.11b_ANT A | | |

| Channel of Worst Data | | | |
|---|------------|--|------------|
| The max. radio frequency power in any 100 kHz bandwidth outside the frequency band | | The max. radio frequency power in any 100 kHz bandwidth within the frequency band. | |
| FREQUENCY(MHz) | POWER(dBm) | FREQUENCY(MHz) | POWER(dBm) |
| 2398.00 | -30.01 | 2487.75 | -46.90 |
| Result | | | |
| In any 100kHz bandwidth outside the frequency band, the radio frequency power is at least 20dB below that in the 100kHz bandwidth within the band that contains the highest level of the desired power. | | | |

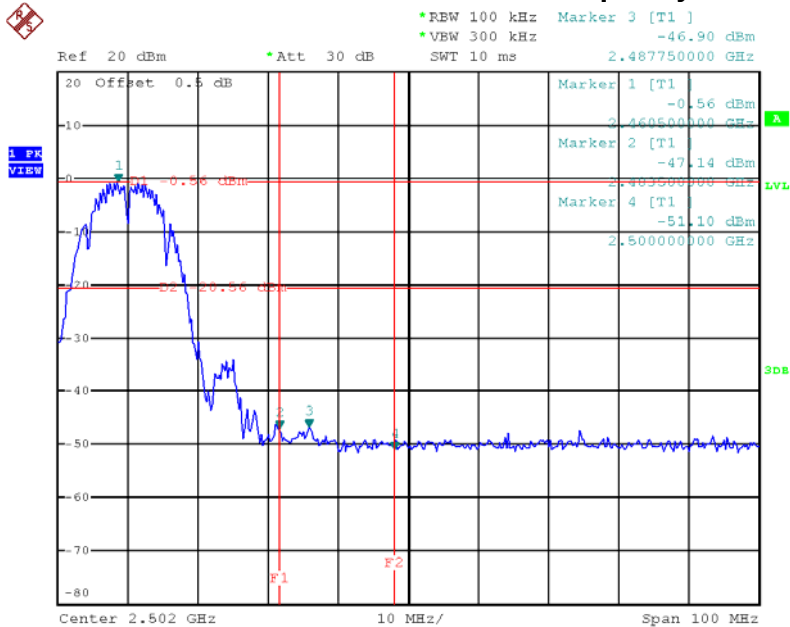


IEEE 802.11b/The max. radio frequency power in any 100kHz bandwidth outside the frequency band



Date: 12.JUN.2014 17:24:41

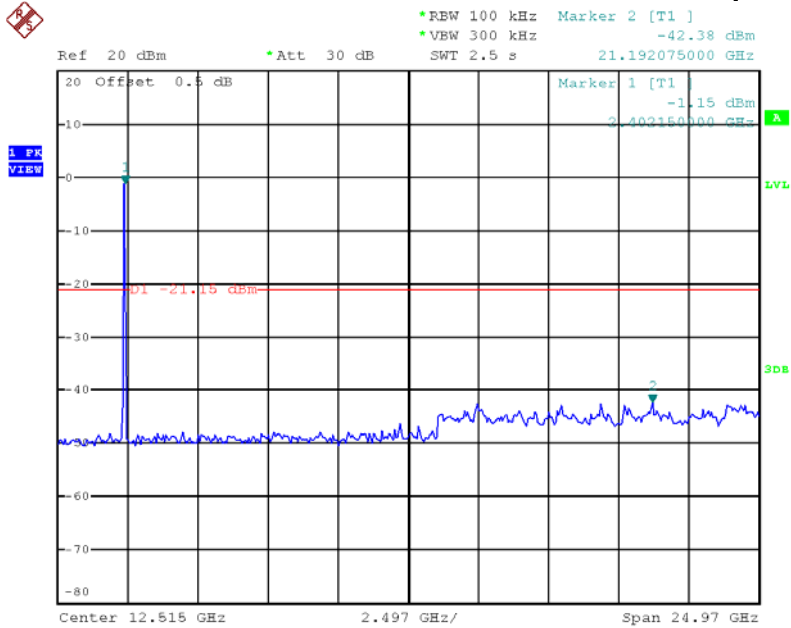
IEEE 802.11b/The max. radio frequency power in any 100 kHz bandwidth within the frequency band



Date: 12.JUN.2014 17:34:20

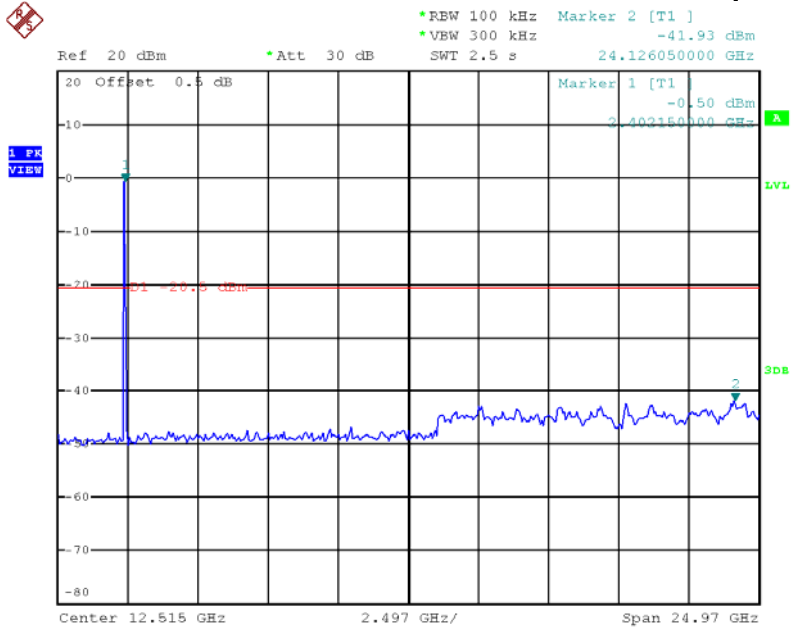


IEEE 802.11b/2412 MHz/10 Harmonic of the frequency



Date: 12.JUN.2014 17:23:25

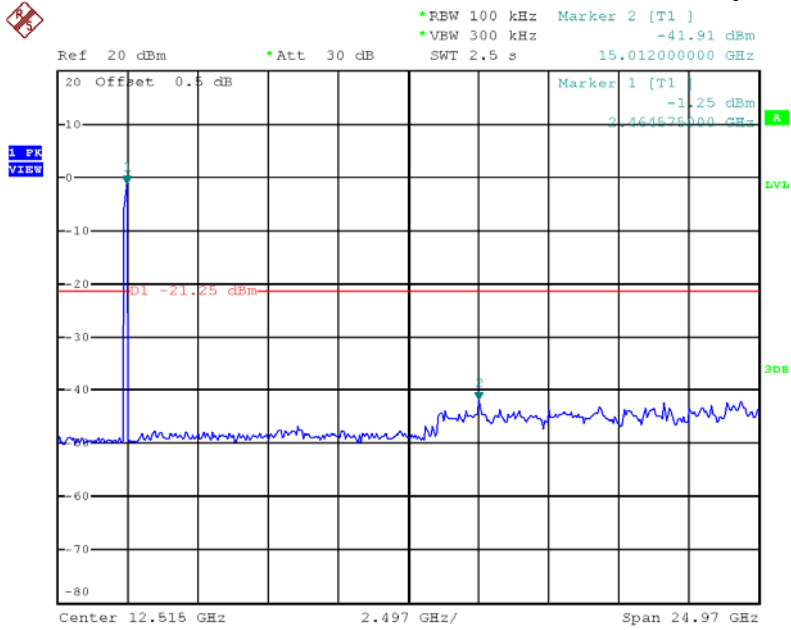
IEEE 802.11b/2437 MHz/10 Harmonic of the frequency



Date: 12.JUN.2014 17:32:11



IEEE 802.11b/2462 MHz/10 Harmonic of the frequency



Date: 12.JUN.2014 17:33:05

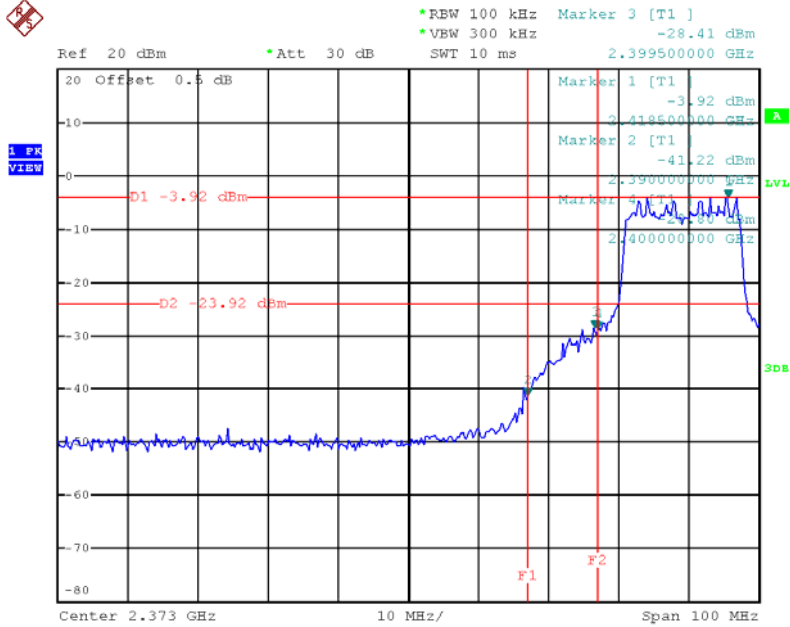


| | | | |
|--------------|-----------------------------|-------------------|---------------------|
| EUT | Unified Wired-WLAN Walljack | Model Name | BJNGA-FB0003;JG971A |
| Temperature | 26°C | Relative Humidity | 46% |
| Test Voltage | DC 48V | | |
| Test Mode | IEEE 802.11g_ANT A | | |

| Channel of Worst Data | | | |
|---|------------|--|------------|
| The max. radio frequency power in any 100kHz bandwidth outside the frequency band | | The max. radio frequency power in any 100 kHz bandwidth within the frequency band. | |
| FREQUENCY(MHz) | POWER(dBm) | FREQUENCY(MHz) | POWER(dBm) |
| 2399.50 | -28.41 | 2483.75 | -44.18 |
| Result | | | |
| In any 100kHz bandwidth outside the frequency band, the radio frequency power is at least 20dB below that in the 100kHz bandwidth within the band that contains the highest level of the desired power. | | | |

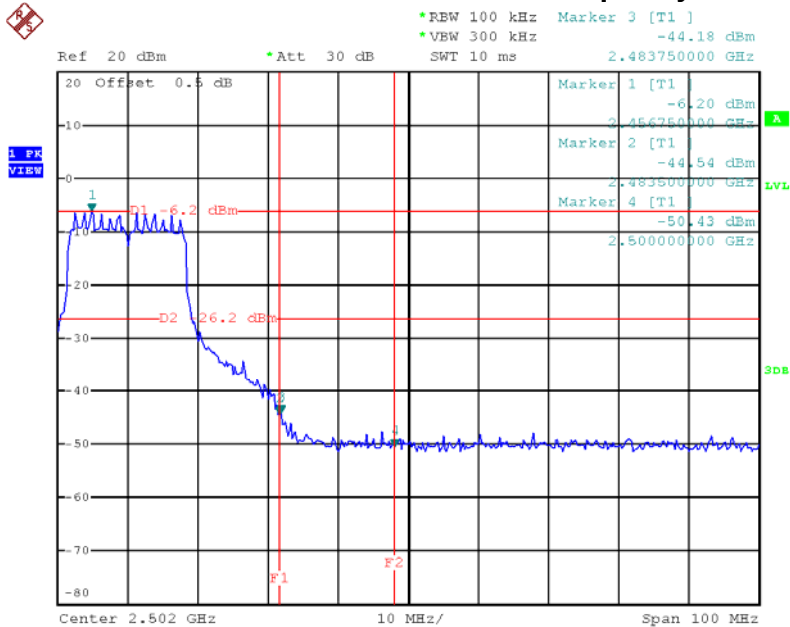


IEEE 802.11g/The max. radio frequency power in any 100kHz bandwidth outside the frequency band



Date: 12.JUN.2014 17:39:07

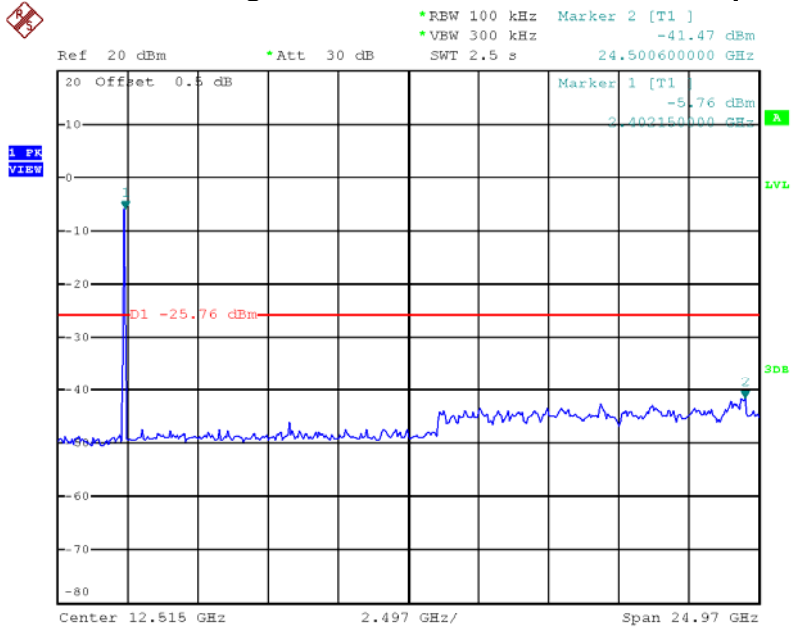
IEEE 802.11g/The max. radio frequency power in any 100 kHz bandwidth within the frequency band



Date: 12.JUN.2014 17:53:43

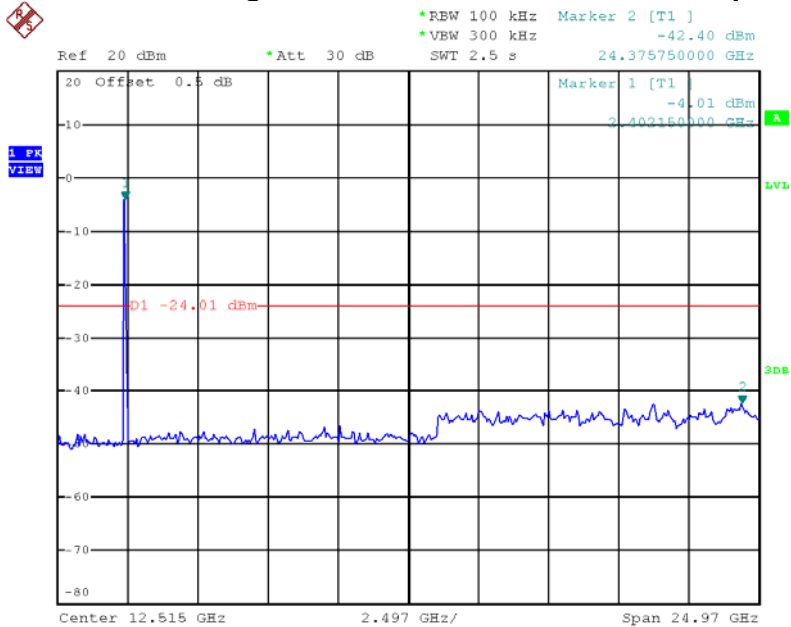


IEEE 802.11g/2412 MHz/10 Harmonic of the frequency



Date: 12.JUN.2014 17:38:04

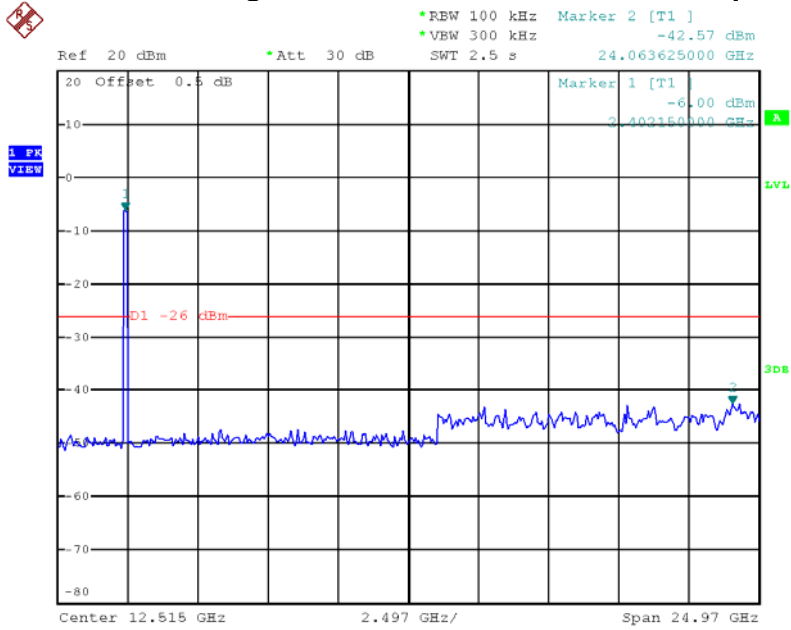
IEEE 802.11g/2437 MHz/10 Harmonic of the frequency



Date: 12.JUN.2014 17:47:50



IEEE 802.11g/2462 MHz/10 Harmonic of the frequency



Date: 12.JUN.2014 17:58:16

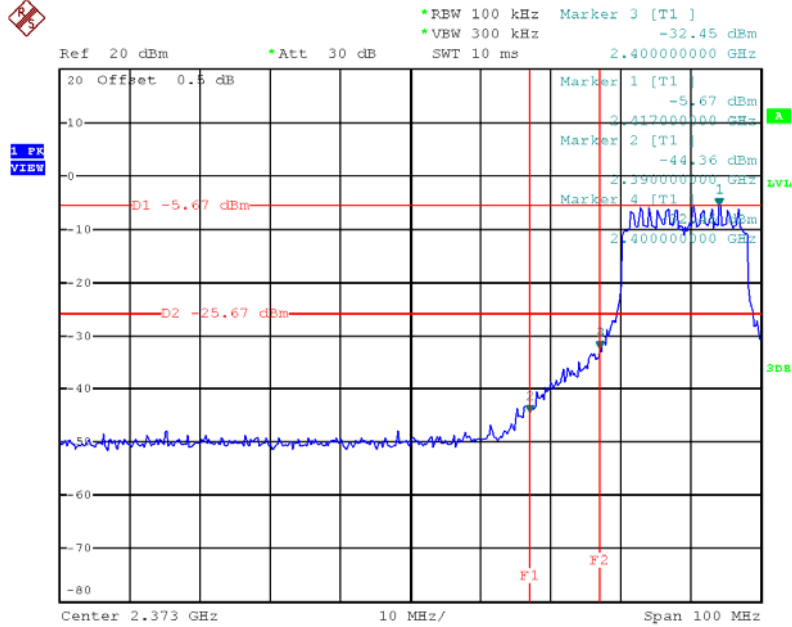


| | | | |
|--------------|-----------------------------|-------------------|---------------------|
| EUT | Unified Wired-WLAN Walljack | Model Name | BJNGA-FB0003;JG971A |
| Temperature | 26°C | Relative Humidity | 46% |
| Test Voltage | DC 48V | | |
| Test Mode | IEEE 802.11n (20 MHz)_ANT A | | |

| Channel of Worst Data | | | |
|---|------------|--|------------|
| The max. radio frequency power in any 100kHz bandwidth outside the frequency band | | The max. radio frequency power in any 100 kHz bandwidth within the frequency band. | |
| FREQUENCY(MHz) | POWER(dBm) | FREQUENCY(MHz) | POWER(dBm) |
| 2400.00 | -32.45 | 2483.75 | -43.14 |
| Result | | | |
| In any 100kHz bandwidth outside the frequency band, the radio frequency power is at least 20dB below that in the 100kHz bandwidth within the band that contains the highest level of the desired power. | | | |

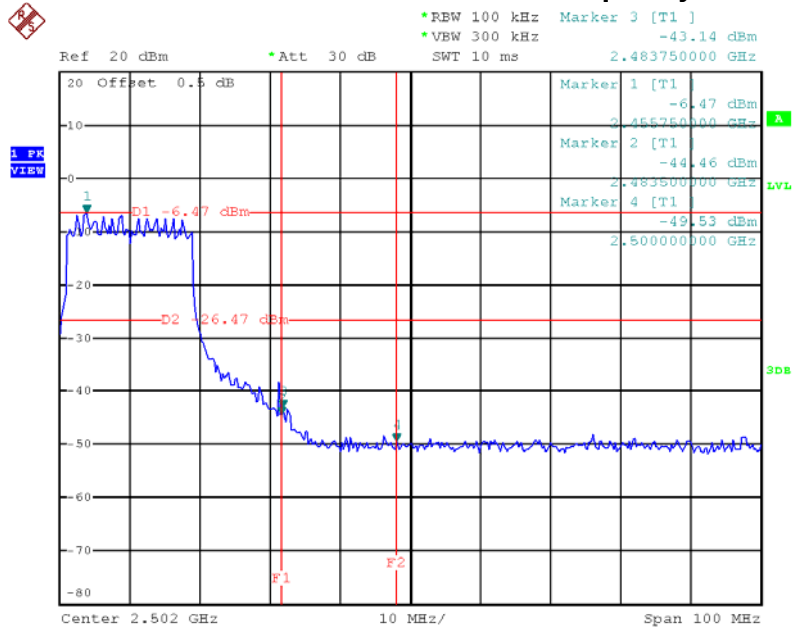


IEEE 802.11n (20 MHz)/The max. radio frequency power in any 100kHz bandwidth outside the frequency band



Date: 12.JUN.2014 17:59:35

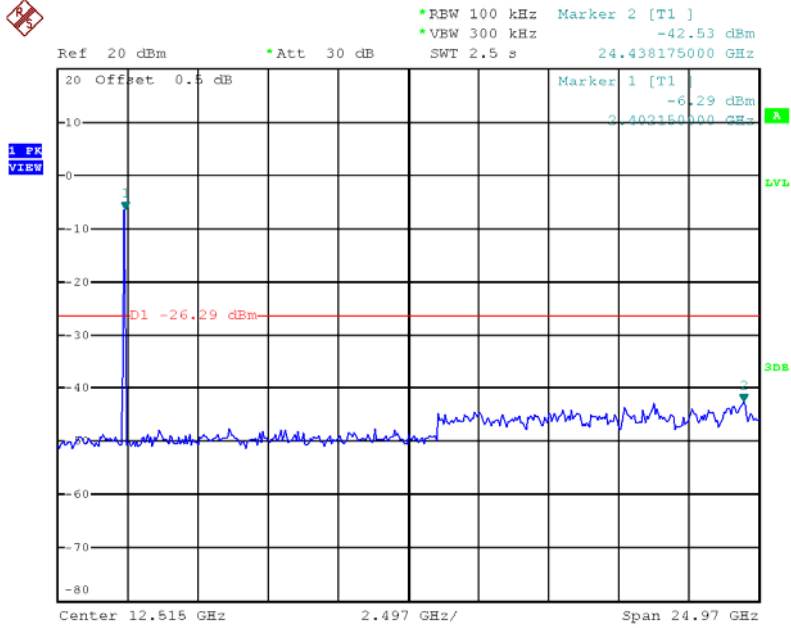
IEEE 802.11n (20 MHz)/The max. radio frequency power in any 100 kHz bandwidth within the frequency band



Date: 12.JUN.2014 18:08:54

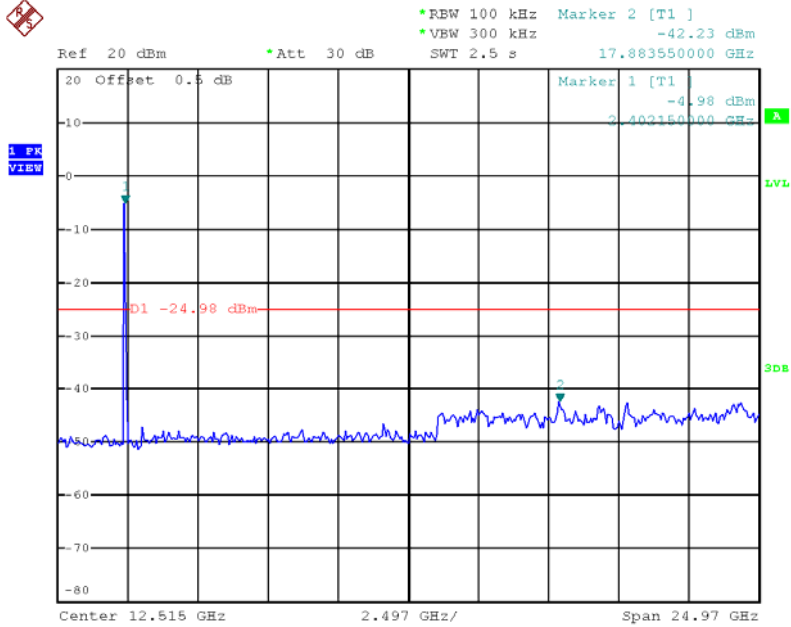


IEEE 802.11n (20 MHz)/2412 MHz/10 Harmonic of the frequency



Date: 12.JUN.2014 18:03:07

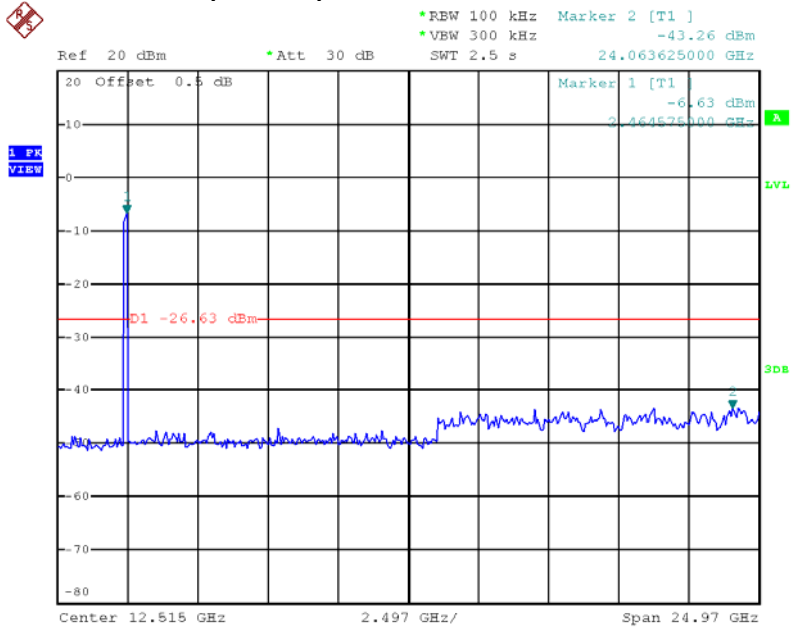
IEEE 802.11n (20 MHz)/2437 MHz/10 Harmonic of the frequency



Date: 12.JUN.2014 18:07:48



IEEE 802.11n (20 MHz)/2462 MHz/10 Harmonic of the frequency



Date: 12.JUN.2014 18:11:39

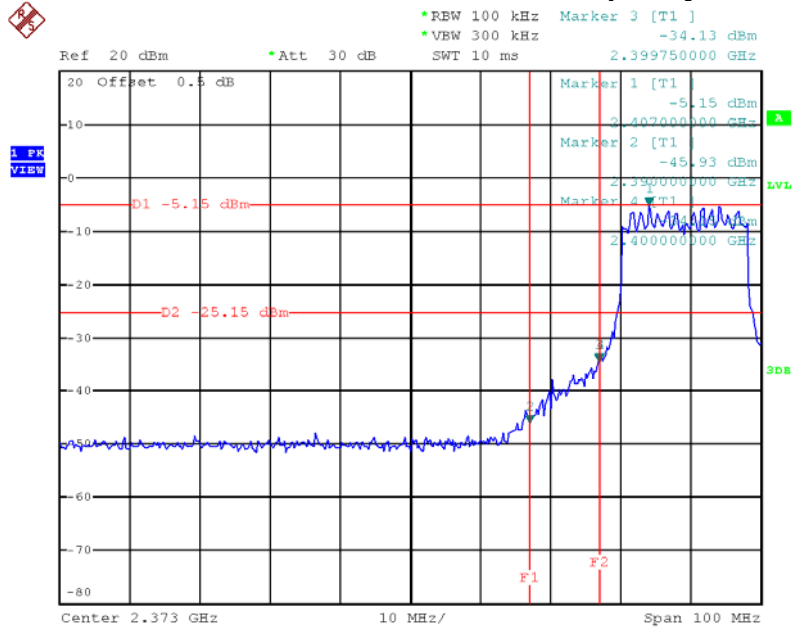


| | | | |
|--------------|-----------------------------|-------------------|---------------------|
| EUT | Unified Wired-WLAN Walljack | Model Name | BJNGA-FB0003;JG971A |
| Temperature | 26°C | Relative Humidity | 46% |
| Test Voltage | DC 48V | | |
| Test Mode | IEEE 802.11n (20 MHz)_ANT B | | |

| Channel of Worst Data | | | |
|---|------------|--|------------|
| The max. radio frequency power in any 100kHz bandwidth outside the frequency band | | The max. radio frequency power in any 100 kHz bandwidth within the frequency band. | |
| FREQUENCY(MHz) | POWER(dBm) | FREQUENCY(MHz) | POWER(dBm) |
| 2399.75 | -34.13 | 2483.50 | -42.55 |
| Result | | | |
| In any 100kHz bandwidth outside the frequency band, the radio frequency power is at least 20dB below that in the 100kHz bandwidth within the band that contains the highest level of the desired power. | | | |

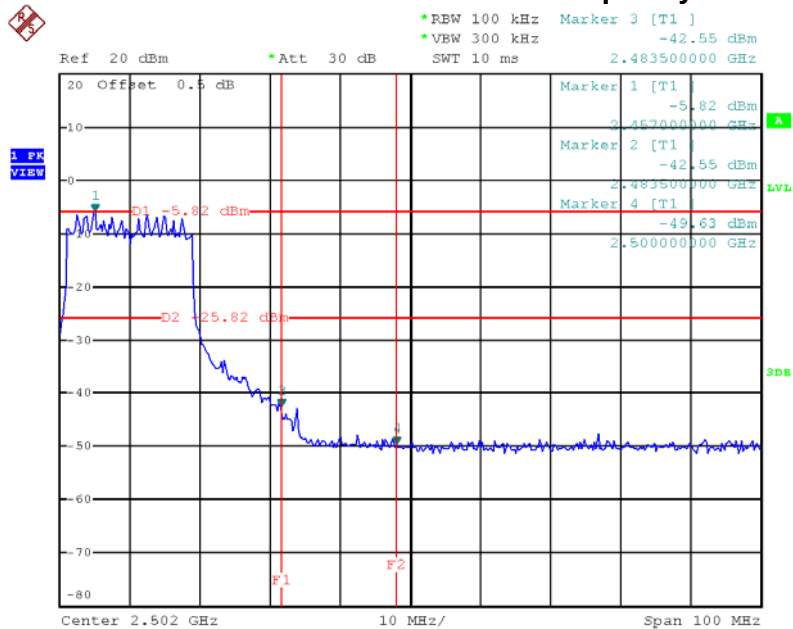


IEEE 802.11n (20 MHz)/The max. radio frequency power in any 100kHz bandwidth outside the frequency band



Date: 12.JUN.2014 18:26:23

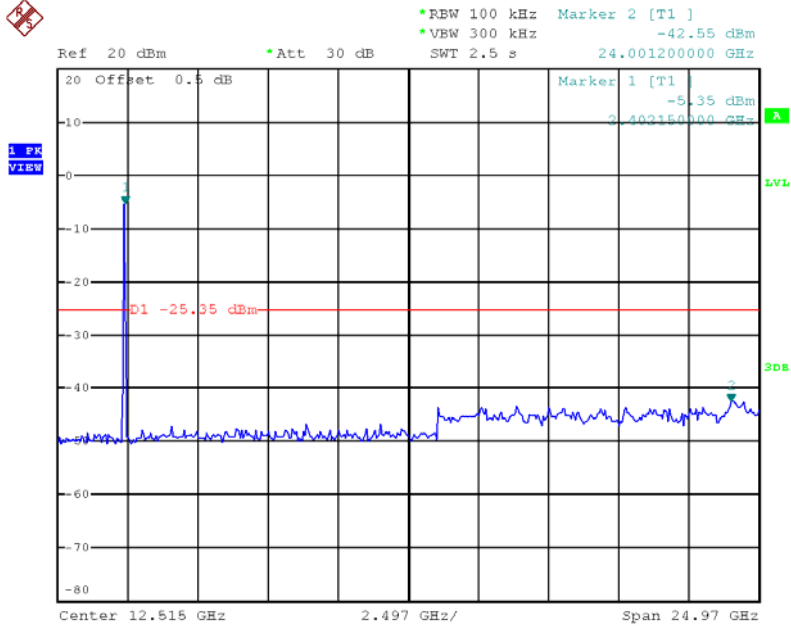
IEEE 802.11n (20 MHz)/The max. radio frequency power in any 100 kHz bandwidth within the frequency band



Date: 12.JUN.2014 18:31:40

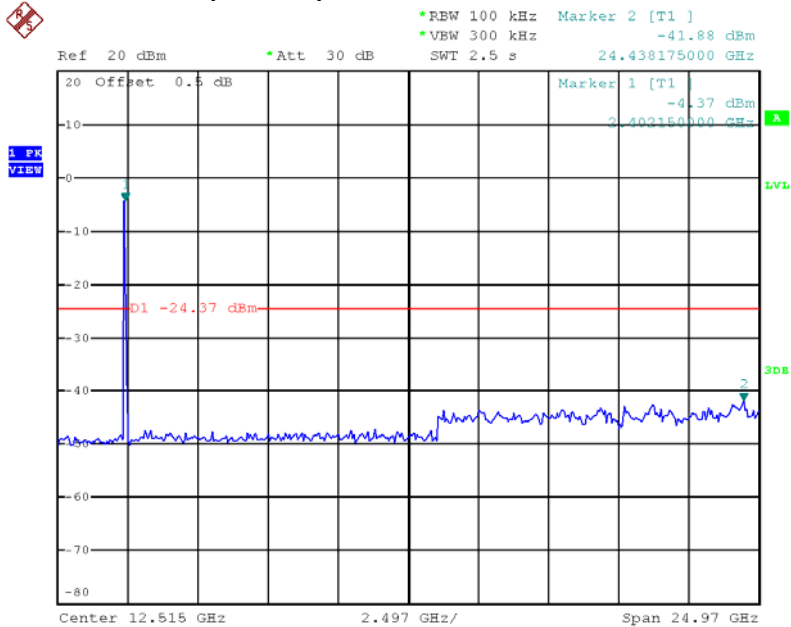


IEEE 802.11n (20 MHz)/2412 MHz/10 Harmonic of the frequency



Date: 12.JUN.2014 18:27:34

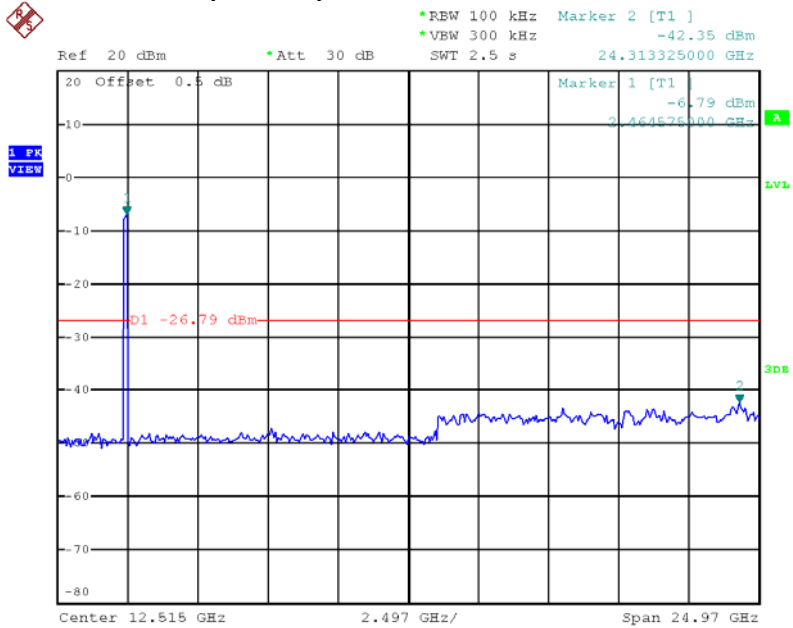
IEEE 802.11n (20 MHz)/2437 MHz/10 Harmonic of the frequency



Date: 12.JUN.2014 18:30:14



IEEE 802.11n (20 MHz)/2462 MHz/10 Harmonic of the frequency



Date: 12.JUN.2014 18:33:32

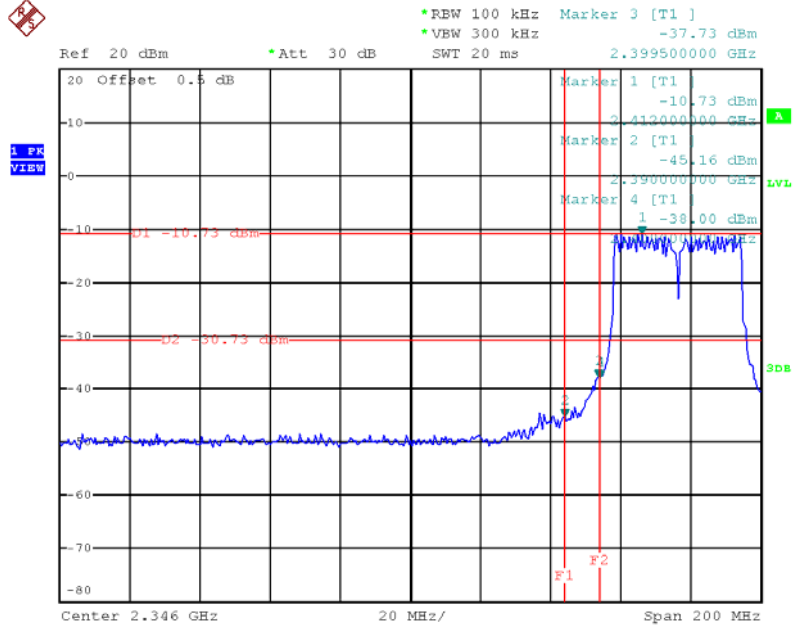


| | | | |
|--------------|-----------------------------|-------------------|---------------------|
| EUT | Unified Wired-WLAN Walljack | Model Name | BJNGA-FB0003;JG971A |
| Temperature | 26°C | Relative Humidity | 46% |
| Test Voltage | DC 48V | | |
| Test Mode | IEEE 802.11n (40 MHz)_ANT A | | |

| Channel of Worst Data | | | |
|---|------------|--|------------|
| The max. radio frequency power in any 100kHz bandwidth outside the frequency band | | The max. radio frequency power in any 100 kHz bandwidth within the frequency band. | |
| FREQUENCY(MHz) | POWER(dBm) | FREQUENCY(MHz) | POWER(dBm) |
| 2399.50 | -37.73 | 2483.50 | -44.56 |
| Result | | | |
| In any 100kHz bandwidth outside the frequency band, the radio frequency power is at least 20dB below that in the 100kHz bandwidth within the band that contains the highest level of the desired power. | | | |

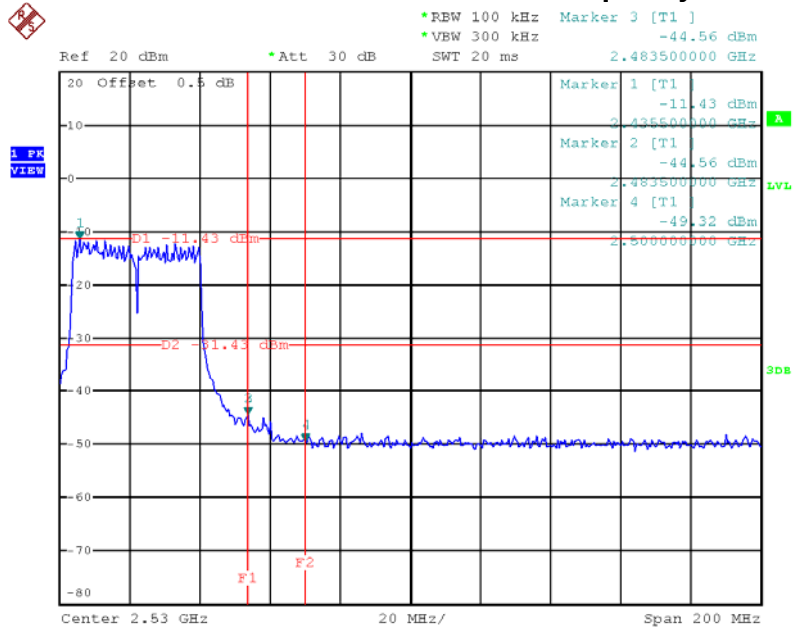


IEEE 802.11n (40 MHz)/The max. radio frequency power in any 100kHz bandwidth outside the frequency band



Date: 12.JUN.2014 18:15:11

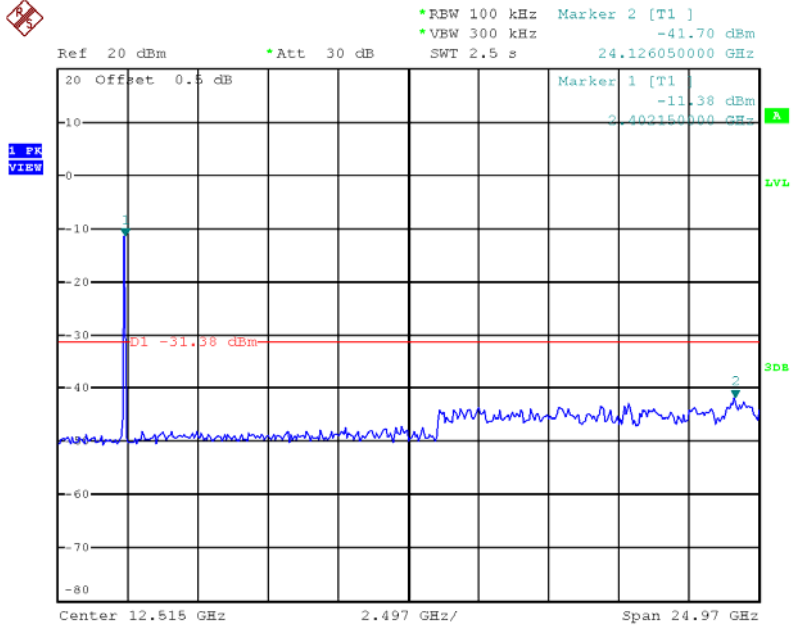
IEEE 802.11n (40 MHz)/The max. radio frequency power in any 100 kHz bandwidth within the frequency band



Date: 12.JUN.2014 18:22:06

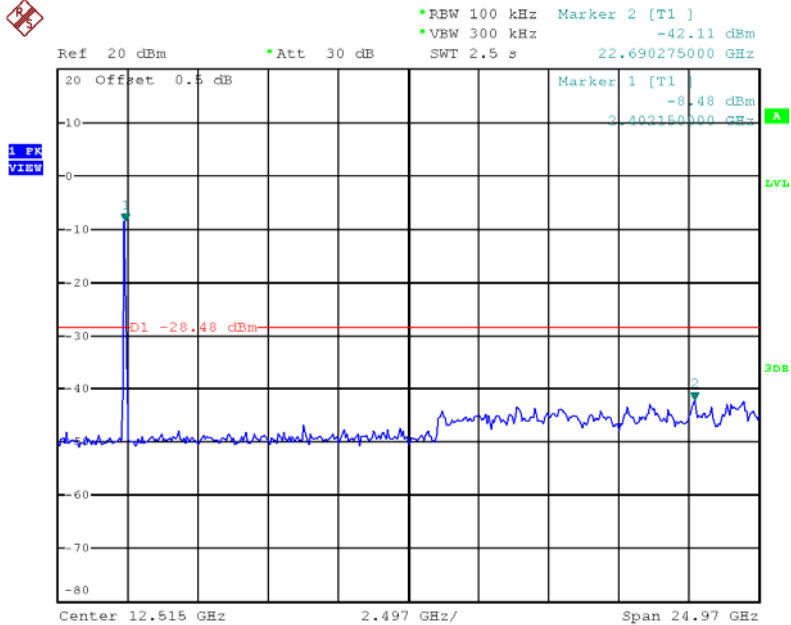


IEEE 802.11n (40 MHz)/2422 MHz/10 Harmonic of the frequency



Date: 12.JUN.2014 18:16:49

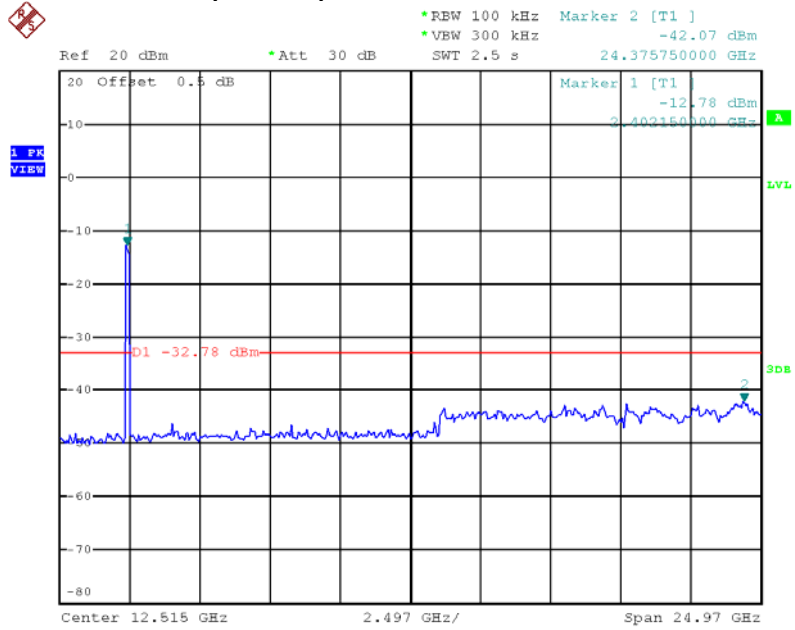
IEEE 802.11n (40 MHz)/2437 MHz/10 Harmonic of the frequency



Date: 12.JUN.2014 18:20:37



IEEE 802.11n (40 MHz)/2452 MHz/10 Harmonic of the frequency



Date: 12.JUN.2014 18:24:07

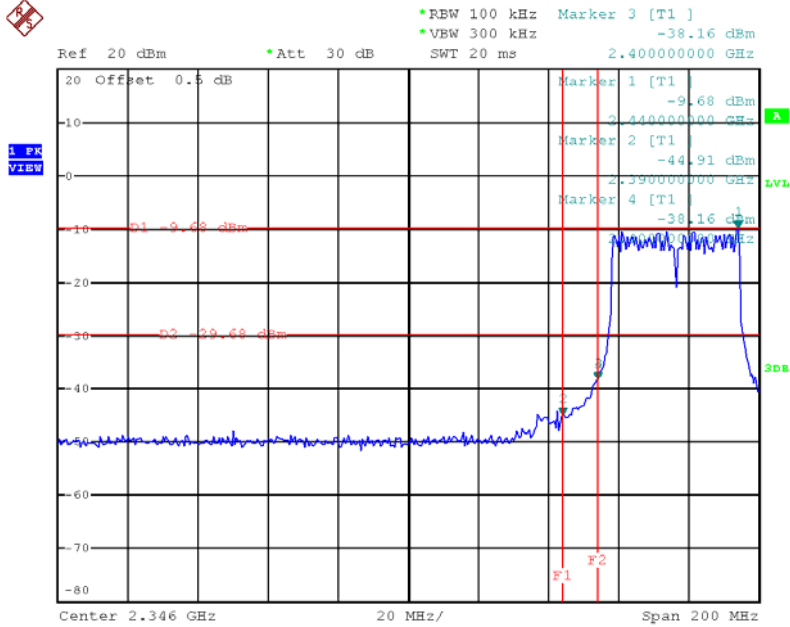


| | | | |
|--------------|-----------------------------|-------------------|---------------------|
| EUT | Unified Wired-WLAN Walljack | Model Name | BJNGA-FB0003;JG971A |
| Temperature | 26°C | Relative Humidity | 46% |
| Test Voltage | DC 48V | | |
| Test Mode | IEEE 802.11n (40 MHz)_ANT B | | |

| Channel of Worst Data | | | |
|---|------------|--|------------|
| The max. radio frequency power in any 100kHz bandwidth outside the frequency band | | The max. radio frequency power in any 100 kHz bandwidth within the frequency band. | |
| FREQUENCY(MHz) | POWER(dBm) | FREQUENCY(MHz) | POWER(dBm) |
| 2400.00 | -38.16 | 2486.50 | -41.53 |
| Result | | | |
| In any 100kHz bandwidth outside the frequency band, the radio frequency power is at least 20dB below that in the 100kHz bandwidth within the band that contains the highest level of the desired power. | | | |

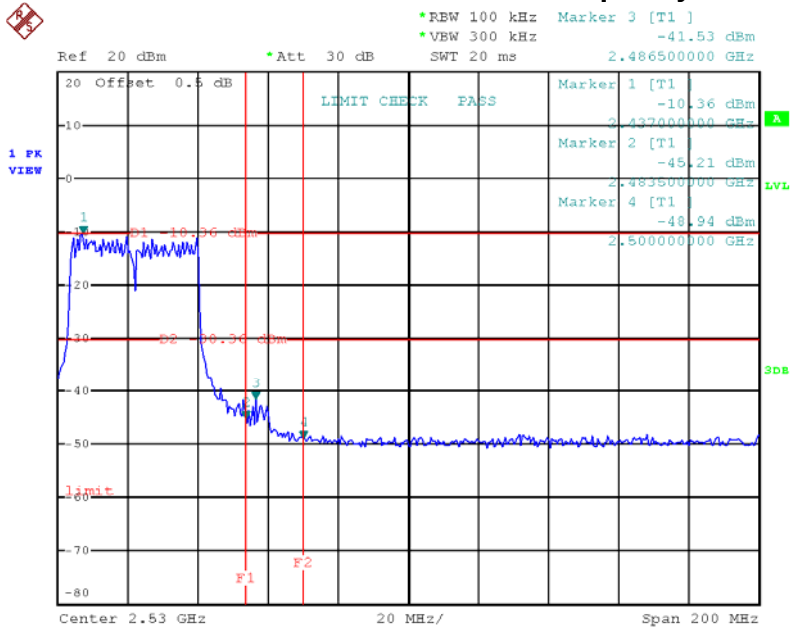


IEEE 802.11n (40 MHz)/The max. radio frequency power in any 100kHz bandwidth outside the frequency band



Date: 12.JUN.2014 18:35:13

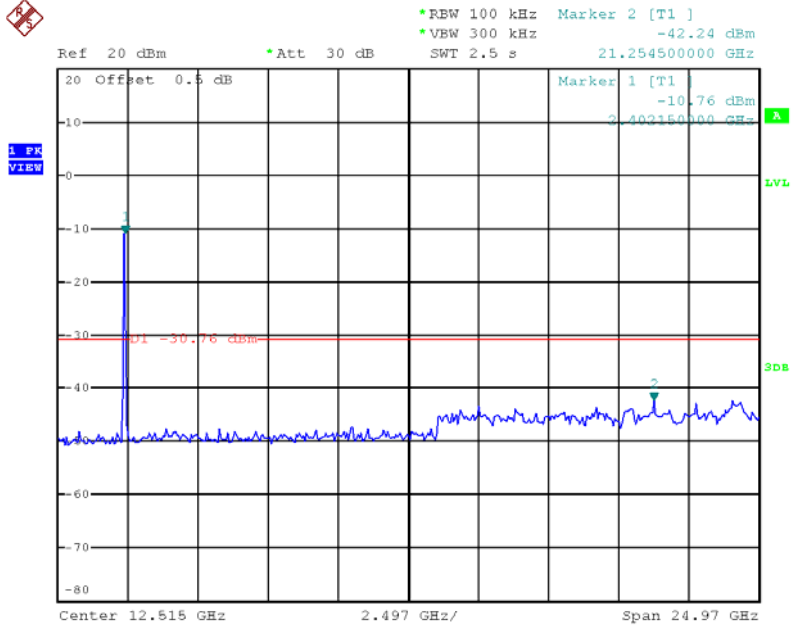
IEEE 802.11n (40 MHz)/The max. radio frequency power in any 100 kHz bandwidth within the frequency band



Date: 12.JUN.2014 19:33:11

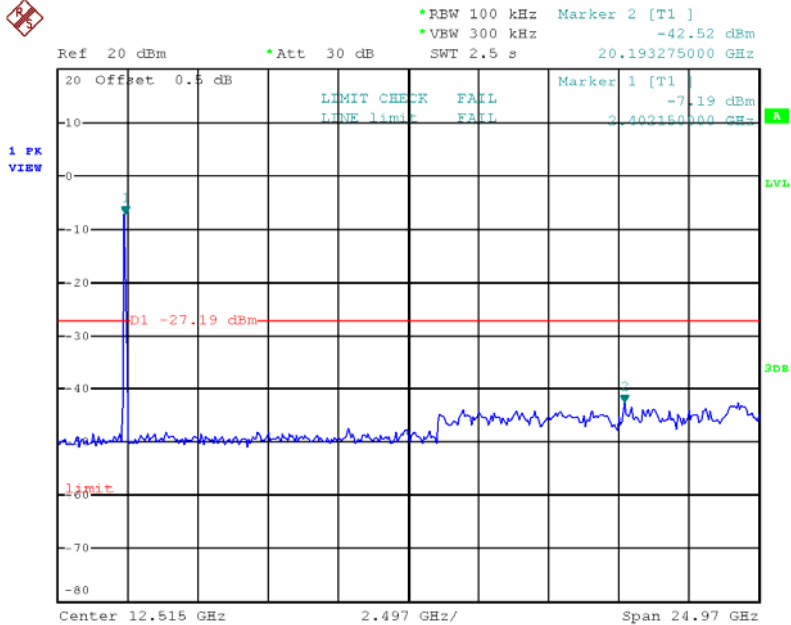


IEEE 802.11n (40 MHz)/2422 MHz/10 Harmonic of the frequency



Date: 12.JUN.2014 18:38:19

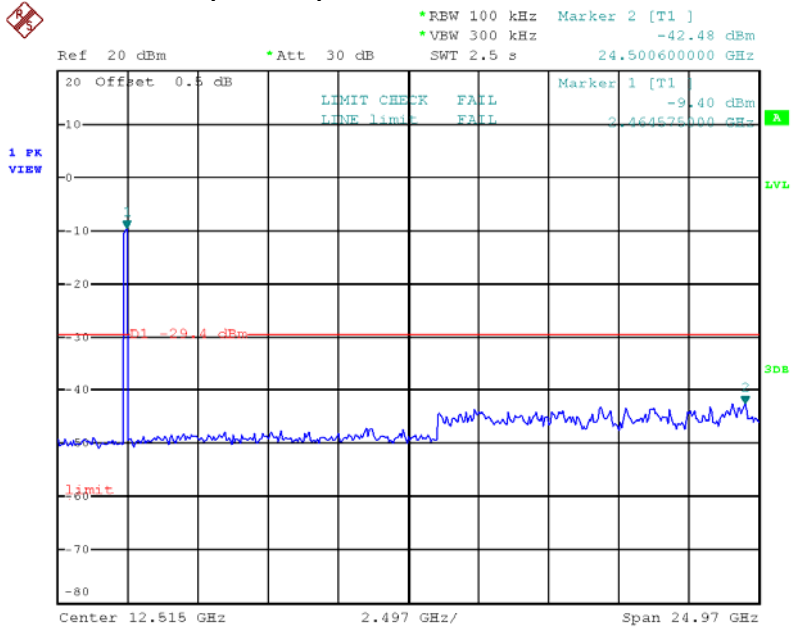
IEEE 802.11n (40 MHz)/2437 MHz/10 Harmonic of the frequency



Date: 12.JUN.2014 19:31:26



IEEE 802.11n (40 MHz)/2452 MHz/10 Harmonic of the frequency



Date: 12.JUN.2014 19:36:01



5.6 DB BANDWIDTH

5.1 LIMIT

| Test Item | Frequency Range (MHz) | Limit |
|-----------|-----------------------|------------------------------|
| Bandwidth | 2400-2483.5 | >= 500KHz (6dB bandwidth) |

5.2 MEASUREMENT INSTRUMENTS LIST


| Item | Kind of Equipment | Manufacturer | Type No. | Serial No. | Calibrated until |
|------|-------------------|--------------|----------|------------|------------------|
| 1 | Spectrum Analyzer | R&S | FSP-30 | 100854 | Sep. 08, 2014 |

NOTE: **N/A**: denotes No Model Name, No Serial No. or No Calibration specified.

5.3 TEST PROCEDURES

- a. The EUT was directly connected to the spectrum analyzer and antenna output port as show in the block diagram below.
- b. Spectrum Setting: RBW= 100KHz, VBW=100KHz, Sweep time = Auto.

5.4 TEST SETUP LAYOUT



Notes: Test cable is directly connected to inner connector.

5.5 DEVIATION FROM TEST STANDARD

No deviation

5.6 EUT OPERATING CONDITIONS

The EUT tested system was configured as the statements of 4.6 Unless otherwise a special operating condition is specified in the follows during the testing.

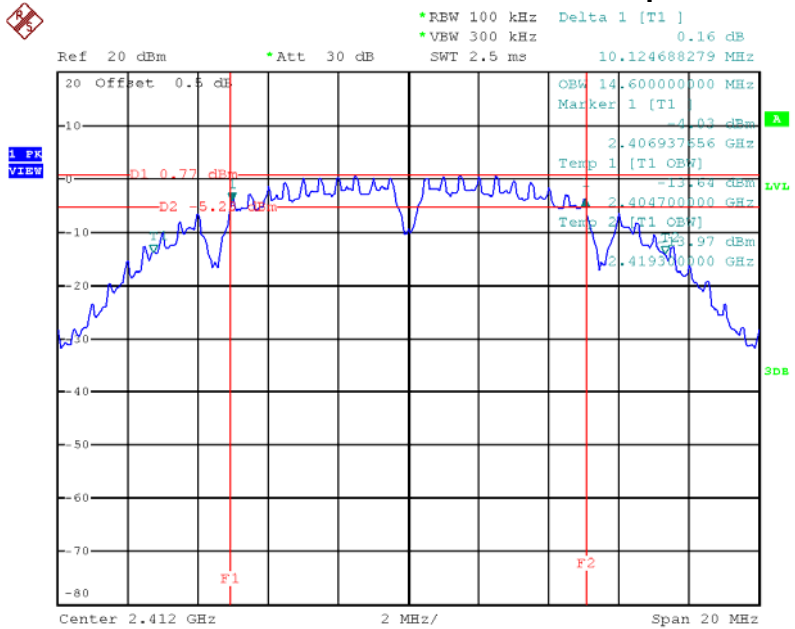


5.7 TEST RESULTS

| | | | |
|--------------|---|-------------------|---------------------|
| EUT | Unified Wired-WLAN Walljack | Model Name | BJNGA-FB0003;JG971A |
| Temperature | 26°C | Relative Humidity | 46% |
| Test Voltage | DC 48V | | |
| Test Mode | IEEE 802.11b/2412 MHz, 2437 MHz, 2462 MHz_ANT A | | |

| Frequency | 6 dB Bandwidth (MHz) | 99% Occupied Bandwidth (MHz) | Limit | Result |
|-----------|----------------------|------------------------------|-----------|--------|
| 2412 MHz | 10.12 | 14.60 | >=500 kHz | PASS |
| 2437 MHz | 10.12 | 14.45 | >=500 kHz | PASS |
| 2462 MHz | 10.07 | 14.40 | >=500 kHz | PASS |

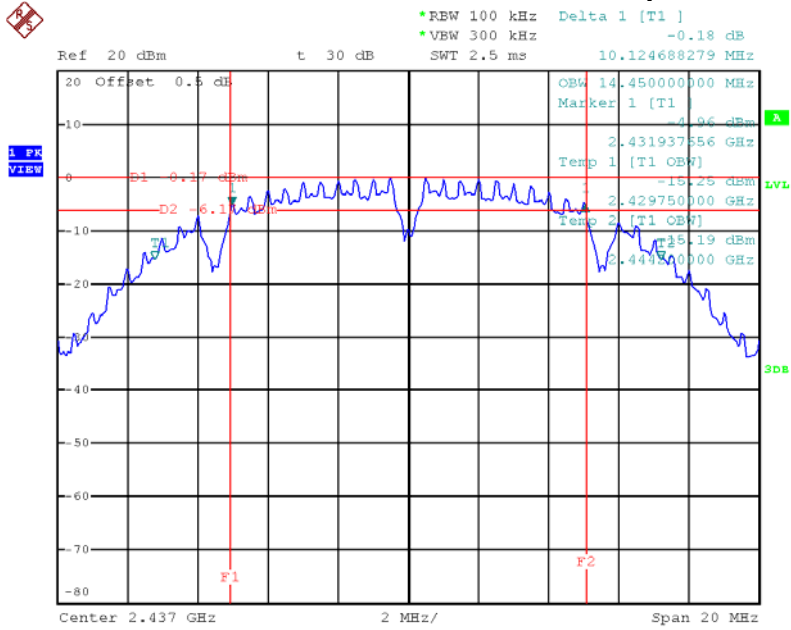
IEEE 802.11b/2412 MHz/6 dB and 99% Occupied Bandwidth



Date: 12.JUN.2014 17:24:17

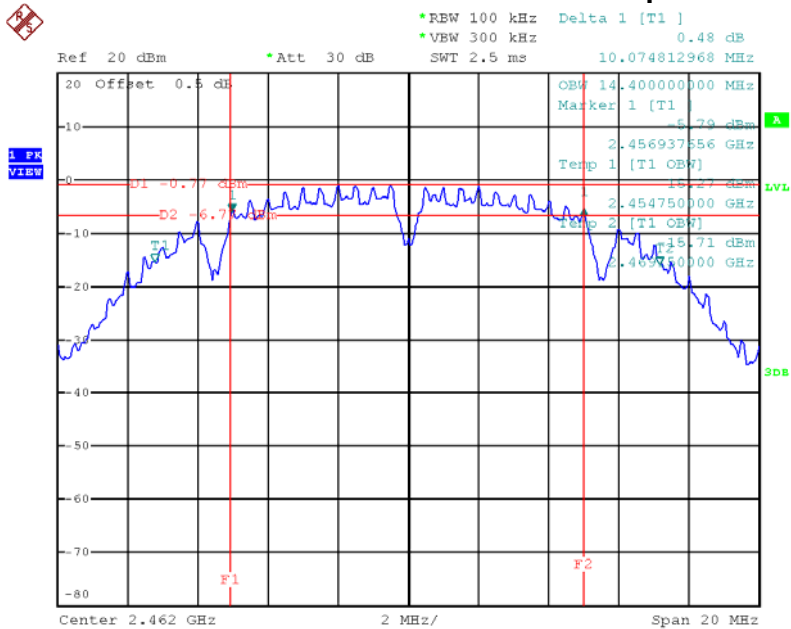


IEEE 802.11b/2437 MHz/6 dB and 99% Occupied Bandwidth



Date: 12.JUN.2014 17:28:44

IEEE 802.11b/2462 MHz/6 dB and 99% Occupied Bandwidth



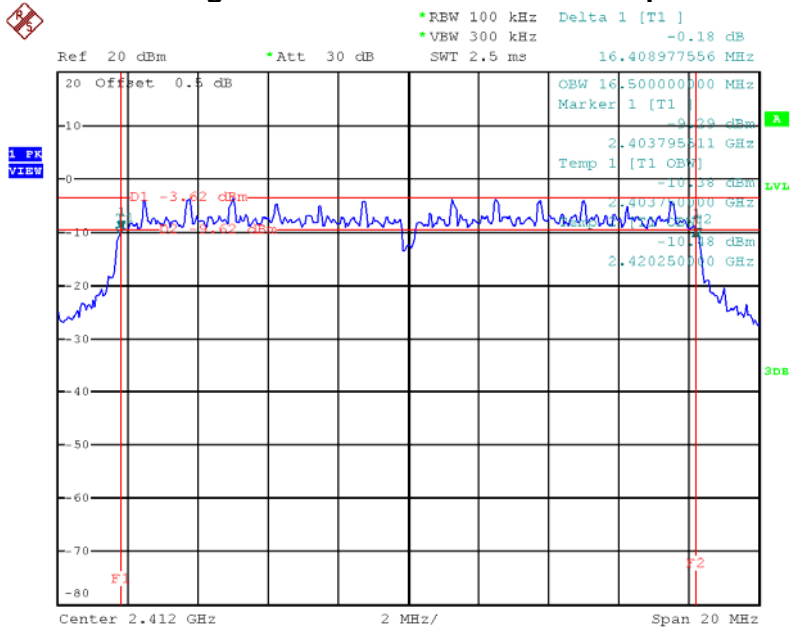
Date: 12.JUN.2014 17:33:59



| | | | |
|--------------|---|-------------------|---------------------|
| EUT | Unified Wired-WLAN Walljack | Model Name | BJNGA-FB0003;JG971A |
| Temperature | 26°C | Relative Humidity | 46% |
| Test Voltage | DC 48V | | |
| Test Mode | IEEE 802.11g/2412 MHz, 2437 MHz, 2462 MHz_ANT A | | |

| Frequency | 6 dB Bandwidth (MHz) | 99% Occupied Bandwidth (MHz) | Limit | Result |
|-----------|----------------------|------------------------------|-----------|--------|
| 2412 MHz | 16.41 | 16.50 | >=500 kHz | PASS |
| 2437 MHz | 16.36 | 16.65 | >=500 kHz | PASS |
| 2462 MHz | 16.36 | 16.55 | >=500 kHz | PASS |

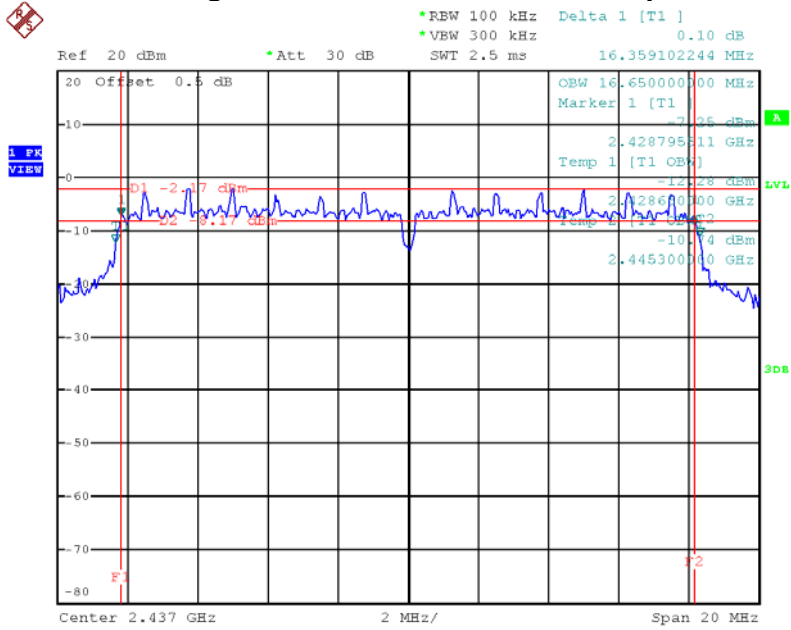
IEEE 802.11g/2412 MHz/6 dB and 99% Occupied Bandwidth



Date: 12.JUN.2014 17:38:48

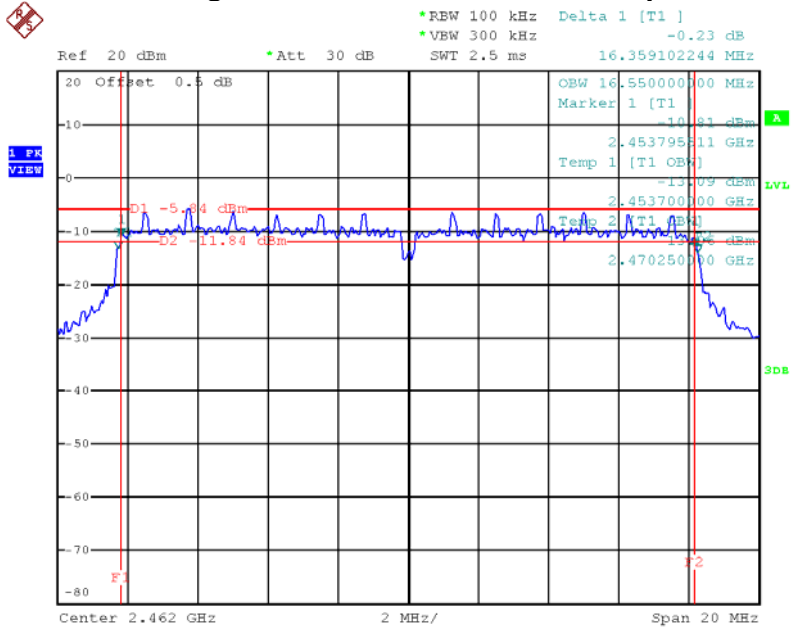


IEEE 802.11g/2437 MHz/6 dB and 99% Occupied Bandwidth



Date: 12.JUN.2014 17:48:10

IEEE 802.11g/2462 MHz/6 dB and 99% Occupied Bandwidth



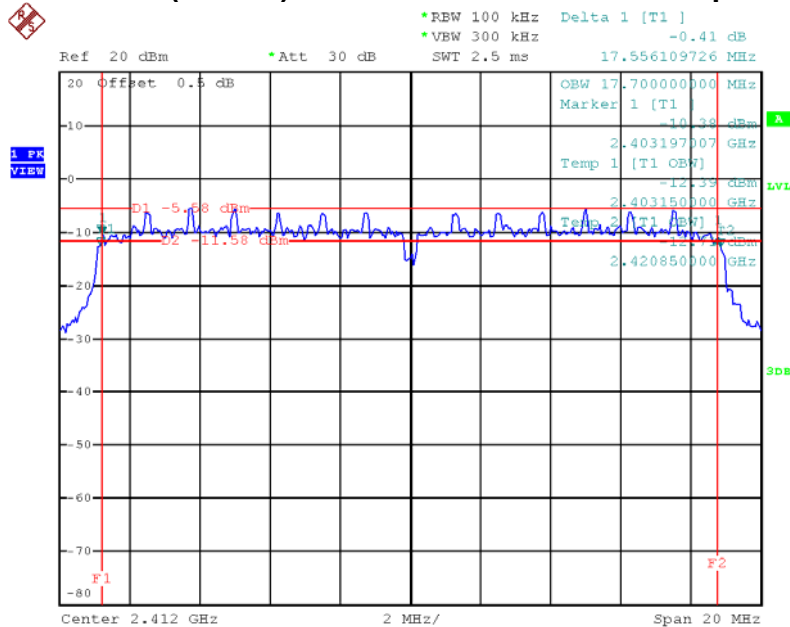
Date: 12.JUN.2014 17:53:26



| | | | |
|--------------|--|-------------------|---------------------|
| EUT | Unified Wired-WLAN Walljack | Model Name | BJNGA-FB0003;JG971A |
| Temperature | 26°C | Relative Humidity | 46% |
| Test Voltage | DC 48V | | |
| Test Mode | IEEE 802.11n (20 MHz)/2412 MHz, 2437 MHz, 2462 MHz_ANT A | | |

| Frequency | 6 dB Bandwidth (MHz) | 99% Occupied Bandwidth (MHz) | Limit | Result |
|-----------|----------------------|------------------------------|-----------|--------|
| 2412 MHz | 17.56 | 17.70 | >=500 kHz | PASS |
| 2437 MHz | 17.56 | 17.75 | >=500 kHz | PASS |
| 2462 MHz | 17.66 | 17.75 | >=500 kHz | PASS |

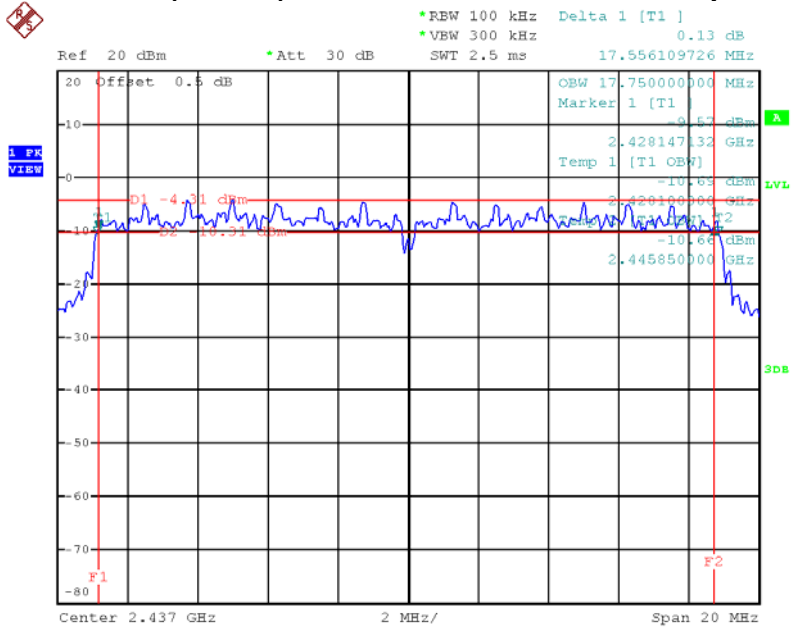
IEEE 802.11n (20 MHz)/2412 MHz/6 dB and 99% Occupied Bandwidth



Date: 12.JUN.2014 17:59:16

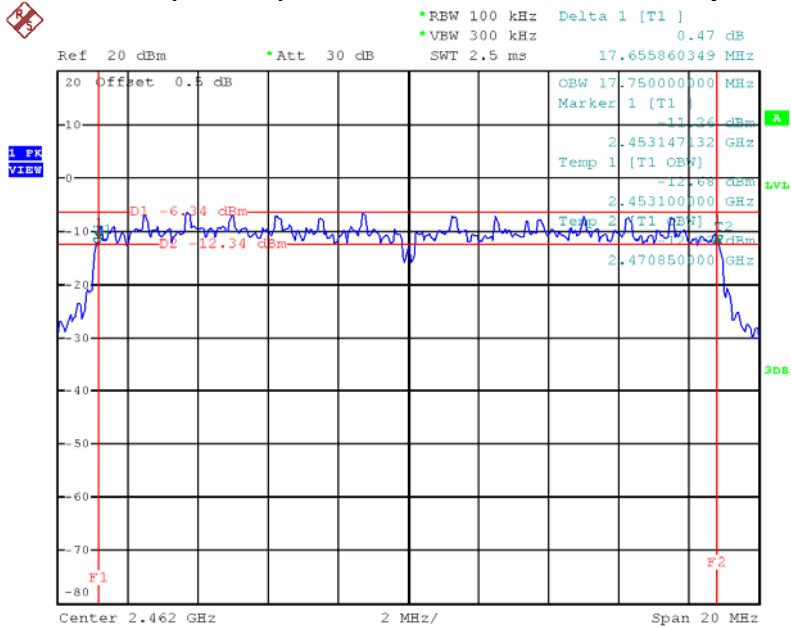


IEEE 802.11n (20 MHz)/2437 MHz/6 dB and 99% Occupied Bandwidth



Date: 12.JUN.2014 18:04:58

IEEE 802.11n (20 MHz)/2462 MHz/6 dB and 99% Occupied Bandwidth



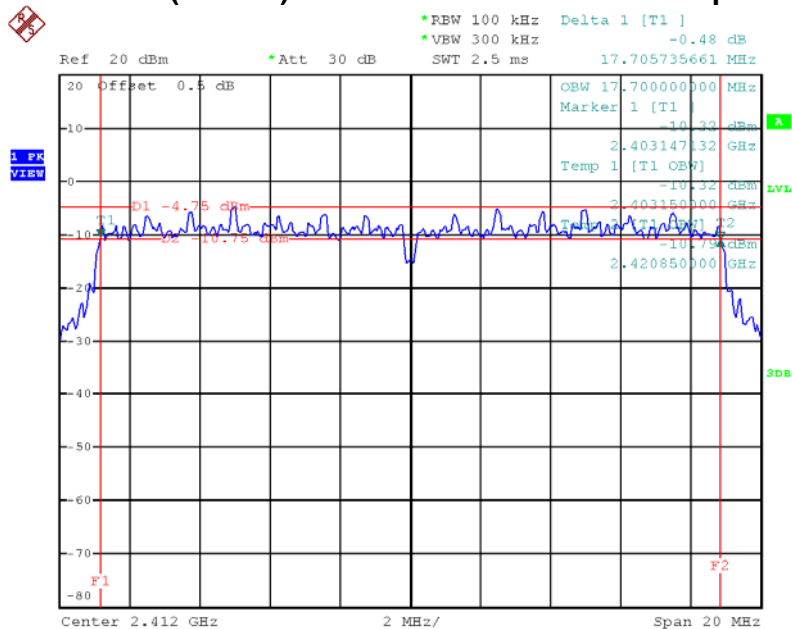
Date: 12.JUN.2014 18:08:37



| | | | |
|--------------|--|-------------------|---------------------|
| EUT | Unified Wired-WLAN Walljack | Model Name | BJNGA-FB0003;JG971A |
| Temperature | 26°C | Relative Humidity | 46% |
| Test Voltage | DC 48V | | |
| Test Mode | IEEE 802.11n (20 MHz)/2412 MHz, 2437 MHz, 2462 MHz_ANT B | | |

| Frequency | 6 dB Bandwidth (MHz) | 99% Occupied Bandwidth (MHz) | Limit | Result |
|-----------|----------------------|------------------------------|-----------|--------|
| 2412 MHz | 17.71 | 17.70 | >=500 kHz | PASS |
| 2437 MHz | 17.56 | 17.70 | >=500 kHz | PASS |
| 2462 MHz | 17.56 | 17.75 | >=500 kHz | PASS |

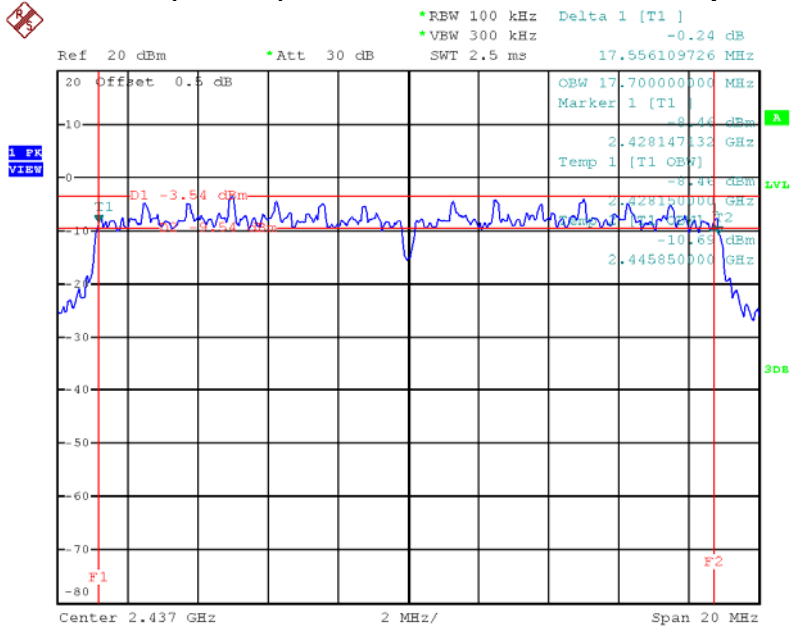
IEEE 802.11n (20 MHz)/2412 MHz/6 dB and 99% Occupied Bandwidth



Date: 12.JUN.2014 18:26:03

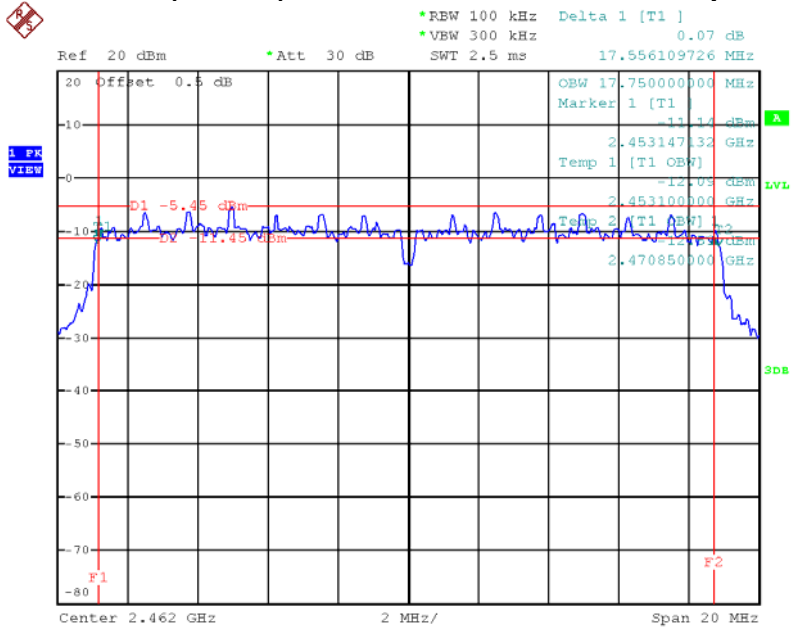


IEEE 802.11n (20 MHz)/2437 MHz/6 dB and 99% Occupied Bandwidth



Date: 12.JUN.2014 18:28:48

IEEE 802.11n (20 MHz)/2462 MHz/6 dB and 99% Occupied Bandwidth



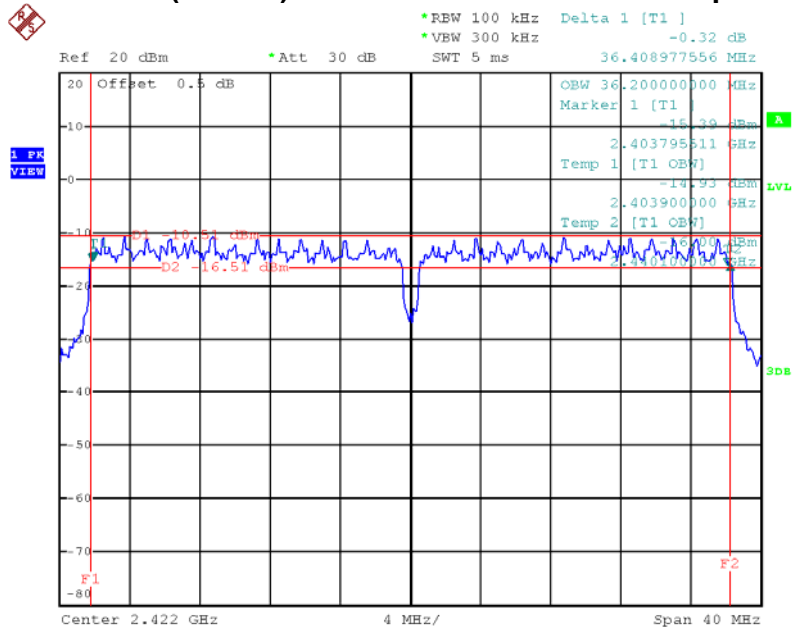
Date: 12.JUN.2014 18:31:13



| | | | |
|--------------|--|-------------------|---------------------|
| EUT | Unified Wired-WLAN Walljack | Model Name | BJNGA-FB0003;JG971A |
| Temperature | 26°C | Relative Humidity | 46% |
| Test Voltage | DC 48V | | |
| Test Mode | IEEE 802.11n (40 MHz)/2422 MHz, 2437 MHz, 2452 MHz_ANT A | | |

| Frequency | 6 dB Bandwidth (MHz) | 99% Occupied Bandwidth (MHz) | Limit | Result |
|-----------|----------------------|------------------------------|-----------|--------|
| 2422 MHz | 36.41 | 36.20 | >=500 kHz | PASS |
| 2437 MHz | 36.41 | 36.30 | >=500 kHz | PASS |
| 2452 MHz | 36.51 | 36.30 | >=500 kHz | PASS |

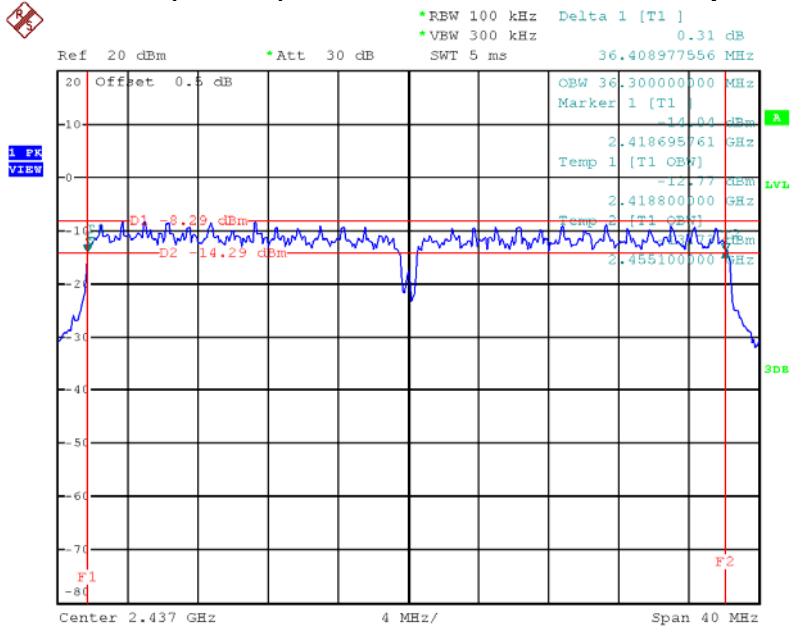
IEEE 802.11n (40 MHz)/2422 MHz/6 dB and 99% Occupied Bandwidth



Date: 12.JUN.2014 18:14:47

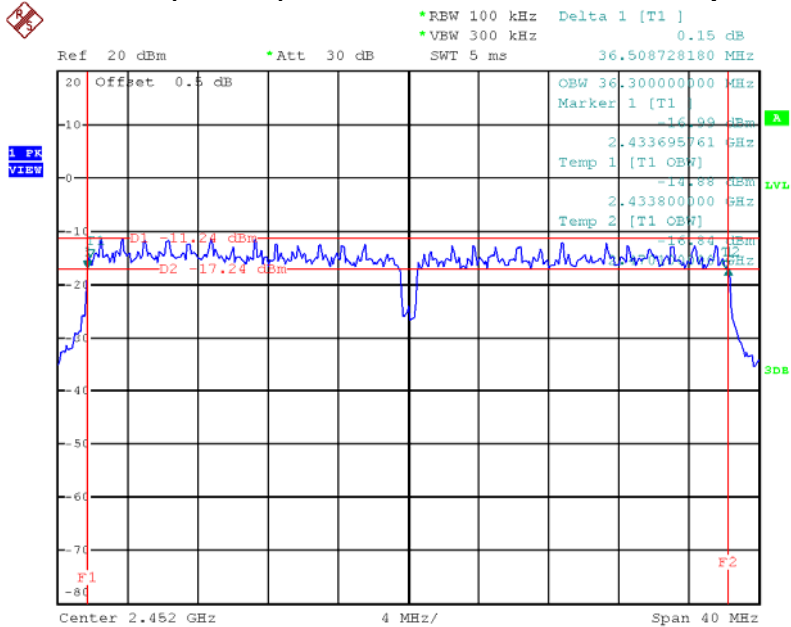


IEEE 802.11n (40 MHz)/2437 MHz/6 dB and 99% Occupied Bandwidth



Date: 12.JUN.2014 18:18:16

IEEE 802.11n (40 MHz)/2452 MHz/6 dB and 99% Occupied Bandwidth



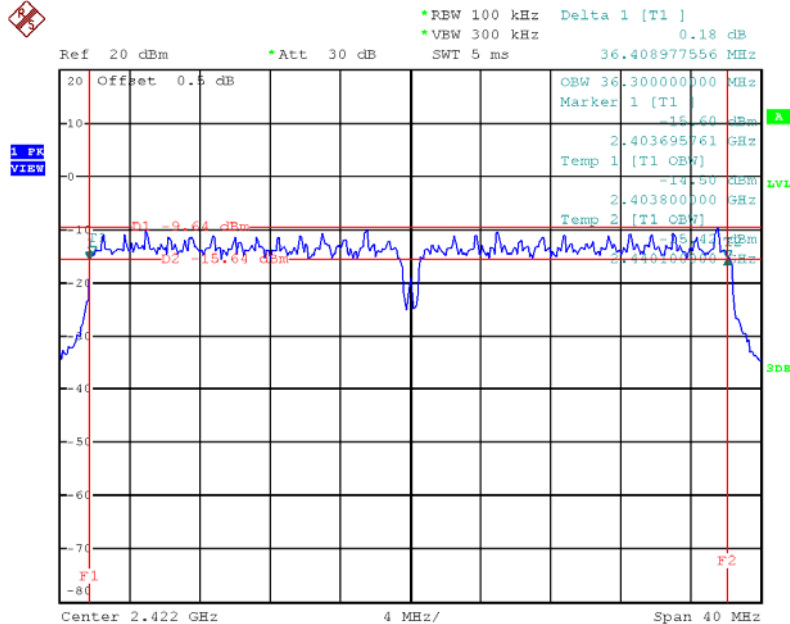
Date: 12.JUN.2014 18:21:42



| | | | |
|--------------|--|-------------------|---------------------|
| EUT | Unified Wired-WLAN Walljack | Model Name | BJNGA-FB0003;JG971A |
| Temperature | 26°C | Relative Humidity | 46% |
| Test Voltage | DC 48V | | |
| Test Mode | IEEE 802.11n (40 MHz)/2422 MHz, 2437 MHz, 2452 MHz_ANT B | | |

| Frequency | 6 dB Bandwidth (MHz) | 99% Occupied Bandwidth (MHz) | Limit | Result |
|-----------|----------------------|------------------------------|-----------|--------|
| 2422 MHz | 36.41 | 36.30 | >=500 kHz | PASS |
| 2437 MHz | 36.51 | 36.30 | >=500 kHz | PASS |
| 2452 MHz | 36.31 | 36.30 | >=500 kHz | PASS |

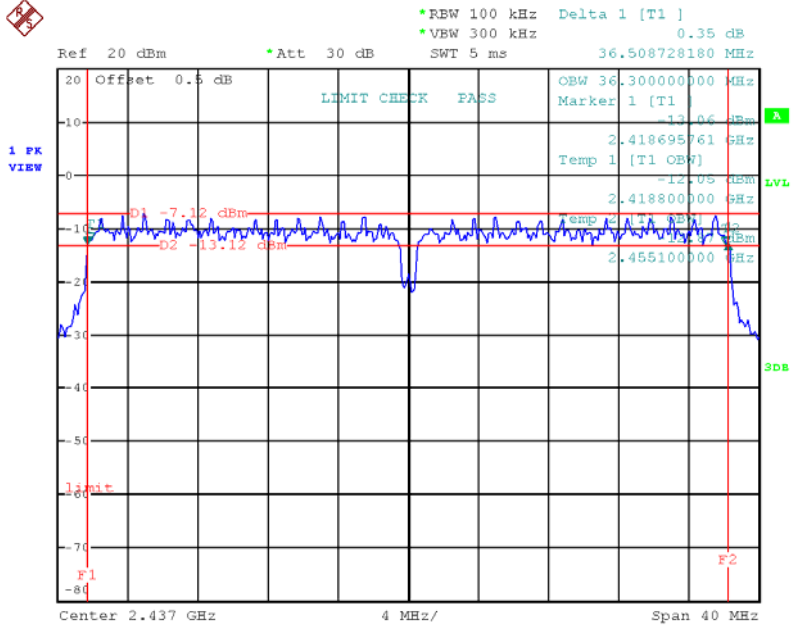
IEEE 802.11n (40 MHz)/2422 MHz/6 dB and 99% Occupied Bandwidth



Date: 12.JUN.2014 18:34:49

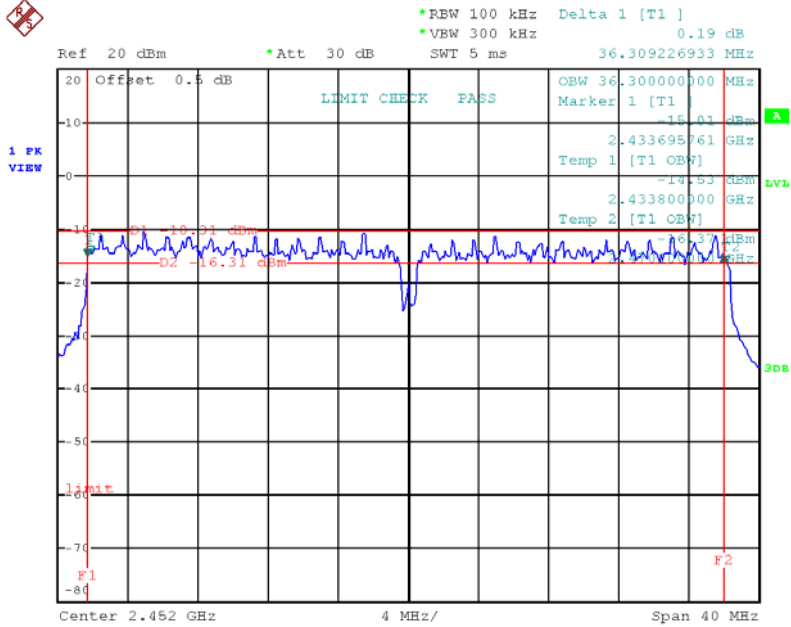


IEEE 802.11n (40 MHz)/2437 MHz/6 dB and 99% Occupied Bandwidth



Date: 12.JUN.2014 19:27:54

IEEE 802.11n (40 MHz)/2452 MHz/6 dB and 99% Occupied Bandwidth



Date: 12.JUN.2014 19:32:37



6 MAXIMUM PEAK CONDUCTED OUTPUT POWER

6.1 LIMIT

| Test Item | Frequency Range (MHz) | Limit |
|-------------------------------------|-----------------------|------------------|
| Maximum Peak Conducted Output Power | 2400-2483.5 | 1 watt or 30 dBm |

6.2 MEASUREMENT INSTRUMENTS LIST


| Item | Kind of Equipment | Manufacturer | Type No. | Serial No. | Calibrated until |
|------|-------------------|--------------|----------|------------|------------------|
| 1 | Spectrum Analyzer | R&S | FSP-30 | 100854 | Sep. 08, 2014 |

NOTE: **N/A**: denotes No Model Name, No Serial No. or No Calibration specified.

6.3 TEST PROCEDURES

- a. The EUT was directly connected to the spectrum analyzer and antenna output port as show in the block diagram below,
- b. Spectrum Setting: RBW= 3 MHz, VBW= 3 MHz, Sweep time = Auto.

6.4 TEST SETUP LAYOUT



Notes: Test cable is directly connected to inner connector.

6.5 DEVIATION FROM TEST STANDARD

No deviation

6.6 EUT OPERATING CONDITIONS

The EUT tested system was configured as the statements of 4.6 Unless otherwise a special operating condition is specified in the follows during the testing.



6.7 TEST RESULTS

| | | | |
|--------------|---|-------------------|---------------------|
| EUT | Unified Wired-WLAN Walljack | Model Name | BJNGA-FB0003;JG971A |
| Temperature | 26°C | Relative Humidity | 46% |
| Test Voltage | DC 48V | | |
| Test Mode | IEEE 802.11b/2412 MHz, 2437 MHz, 2462 MHz_ANT A | | |

| Frequency | Peak Output Power | | Limit | | Result |
|-----------|-------------------|--------|-------|-----|--------|
| | (dBm) | (W) | (dBm) | (W) | |
| 2412 MHz | 22.11 | 0.1626 | 30 | 1 | PASS |
| 2437 MHz | 21.97 | 0.1574 | 30 | 1 | PASS |
| 2462 MHz | 21.86 | 0.1535 | 30 | 1 | PASS |



| | | | |
|--------------|---|-------------------|---------------------|
| EUT | Unified Wired-WLAN Walljack | Model Name | BJNGA-FB0003;JG971A |
| Temperature | 26°C | Relative Humidity | 46% |
| Test Voltage | DC 48V | | |
| Test Mode | IEEE 802.11g/2412 MHz, 2437 MHz, 2462 MHz_ANT A | | |

| Frequency | Peak Output Power | | Limit | | Result |
|-----------|-------------------|--------|-------|-----|--------|
| | (dBm) | (W) | (dBm) | (W) | |
| 2412 MHz | 24.37 | 0.2735 | 30 | 1 | PASS |
| 2437 MHz | 24.83 | 0.3041 | 30 | 1 | PASS |
| 2462 MHz | 24.04 | 0.2535 | 30 | 1 | PASS |



| | | | |
|--------------|--|-------------------|---------------------|
| EUT | Unified Wired-WLAN Walljack | Model Name | BJNGA-FB0003;JG971A |
| Temperature | 26°C | Relative Humidity | 46% |
| Test Voltage | DC 48V | | |
| Test Mode | IEEE 802.11n (20 MHz)/2412 MHz, 2437 MHz, 2462 MHz_ANT A | | |

| Frequency | Peak Output Power | | Limit | | Result |
|-----------|-------------------|--------|-------|-----|--------|
| | (dBm) | (W) | (dBm) | (W) | |
| 2412 MHz | 23.86 | 0.2432 | 30 | 1 | PASS |
| 2437 MHz | 24.08 | 0.2559 | 30 | 1 | PASS |
| 2462 MHz | 23.97 | 0.2495 | 30 | 1 | PASS |

| | | | |
|--------------|--|-------------------|---------------------|
| EUT | Unified Wired-WLAN Walljack | Model Name | BJNGA-FB0003;JG971A |
| Temperature | 26°C | Relative Humidity | 46% |
| Test Voltage | DC 48V | | |
| Test Mode | IEEE 802.11n (20 MHz)/2412 MHz, 2437 MHz, 2462 MHz_ANT B | | |

| Frequency | Peak Output Power | | Limit | | Result |
|-----------|-------------------|--------|-------|-----|--------|
| | (dBm) | (W) | (dBm) | (W) | |
| 2412 MHz | 23.71 | 0.2350 | 30 | 1 | PASS |
| 2437 MHz | 24.47 | 0.2799 | 30 | 1 | PASS |
| 2462 MHz | 23.98 | 0.2500 | 30 | 1 | PASS |

| | | | |
|--------------|--|-------------------|---------------------|
| EUT | Unified Wired-WLAN Walljack | Model Name | BJNGA-FB0003;JG971A |
| Temperature | 26°C | Relative Humidity | 46% |
| Test Voltage | DC 48V | | |
| Test Mode | IEEE 802.11n (20 MHz)/2412 MHz, 2437 MHz, 2462 MHz_Total | | |

| Frequency | Peak Output Power | | Limit | | Result |
|-----------|-------------------|--------|-------|-----|--------|
| | (dBm) | (W) | (dBm) | (W) | |
| 2412 MHz | 26.80 | 0.4782 | 30 | 1 | PASS |
| 2437 MHz | 27.29 | 0.5358 | 30 | 1 | PASS |
| 2462 MHz | 26.99 | 0.4995 | 30 | 1 | PASS |



| | | | |
|--------------|--|-------------------|---------------------|
| EUT | Unified Wired-WLAN Walljack | Model Name | BJNGA-FB0003;JG971A |
| Temperature | 26°C | Relative Humidity | 46% |
| Test Voltage | DC 48V | | |
| Test Mode | IEEE 802.11n (40 MHz)/2422 MHz, 2437 MHz, 2452 MHz_ANT A | | |

| Frequency | Peak Output Power | | Limit | | Result |
|-----------|-------------------|--------|-------|-----|--------|
| | (dBm) | (W) | (dBm) | (W) | |
| 2422 MHz | 22.79 | 0.1901 | 30 | 1 | PASS |
| 2437 MHz | 23.97 | 0.2495 | 30 | 1 | PASS |
| 2452 MHz | 22.48 | 0.1770 | 30 | 1 | PASS |

| | | | |
|--------------|--|-------------------|---------------------|
| EUT | Unified Wired-WLAN Walljack | Model Name | BJNGA-FB0003;JG971A |
| Temperature | 26°C | Relative Humidity | 46% |
| Test Voltage | DC 48V | | |
| Test Mode | IEEE 802.11n (40 MHz)/2422 MHz, 2437 MHz, 2452 MHz_ANT B | | |

| Frequency | Peak Output Power | | Limit | | Result |
|-----------|-------------------|--------|-------|-----|--------|
| | (dBm) | (W) | (dBm) | (W) | |
| 2422 MHz | 22.85 | 0.1928 | 30 | 1 | PASS |
| 2437 MHz | 24.31 | 0.2698 | 30 | 1 | PASS |
| 2452 MHz | 23.49 | 0.2234 | 30 | 1 | PASS |

| | | | |
|--------------|--|-------------------|---------------------|
| EUT | Unified Wired-WLAN Walljack | Model Name | BJNGA-FB0003;JG971A |
| Temperature | 26°C | Relative Humidity | 46% |
| Test Voltage | DC 48V | | |
| Test Mode | IEEE 802.11n (40 MHz)/2422 MHz, 2437 MHz, 2452 MHz_Total | | |

| Frequency | Peak Output Power | | Limit | | Result |
|-----------|-------------------|--------|-------|-----|--------|
| | (dBm) | (W) | (dBm) | (W) | |
| 2422 MHz | 25.83 | 0.3829 | 30 | 1 | PASS |
| 2437 MHz | 27.15 | 0.5192 | 30 | 1 | PASS |
| 2452 MHz | 26.02 | 0.4004 | 30 | 1 | PASS |



7 RADIATED SPURIOUS EMISSION (9 KHZ TO 1 GHZ)

7.1 LIMIT

20 dB in any 100 kHz bandwidth outside the operating frequency band. In case the emission fall within the restricted band specified on 15.205(a), then the 15.209(a) limit in the table below has to be followed.

| Frequency Range: 9 kHz to 1 GHz | | |
|---------------------------------|-----------------------------------|-------------------------------|
| FREQUENCY (MHz) | Field Strength (microvolts/meter) | Measurement Distance (meters) |
| 0.009~0.490 | 2400/F(kHz) | 300 |
| 0.490~1.705 | 24000/F(kHz) | 30 |
| 1.705~30.0 | 30 | 30 |
| 30~88 | 100 | 3 |
| 88~216 | 150 | 3 |
| 216~960 | 200 | 3 |
| Above 960 | 500 | 3 |

| Frequency Range: above 1 GHz | | | | |
|------------------------------|--------------------------|---------|--------------------------|---------|
| FREQUENCY (MHz) | Class A (dBuV/m) (at 3m) | | Class B (dBuV/m) (at 3m) | |
| | PEAK | AVERAGE | PEAK | AVERAGE |
| above 1 GHz | 80 | 60 | 74 | 54 |

NOTE:

1. The limit for radiated test was performed according to FCC PART 15B.
2. The tighter limit applies at the band edges.
3. Emission level (dBuV/m)=20log Emission level (uV/m).
4. The test result calculated as following:
 Measurement Value = Reading Level + Correct Factor
 Correct Factor = Antenna Factor + Cable Loss – Amplifier Gain(if use)
 Margin Level = Measurement Value – Limit Value



7.2 MEASUREMENT INSTRUMENTS LIST

| Item | Kind of Equipment | Manufacturer | Type No. | Serial No. | Calibrated until |
|------|-------------------------|--------------------|--------------|------------|------------------|
| 1 | Spectrum Analyzer | R&S | FSP-30 | 100854 | Sep. 08, 2014 |
| 2 | Horn Antenna | Schwarzbeck | BBHA 9120 | D-325 | Apr. 14, 2015 |
| 3 | Microwave Pre_amplifier | Agilent | 8449B | 3008A01714 | Apr. 15, 2015 |
| 4 | Microflex Cable | Harbour industries | 27478LL142 | 1m | May. 12, 2015 |
| 5 | Microflex Cable | EMC | S104-SMA | 8m | May. 12, 2015 |
| 6 | Microflex Cable | Harbour industries | 27478LL142 | 3m | May. 12, 2015 |
| 7 | Test Cable | LMR | LMR-400 | 12m | May. 13, 2015 |
| 8 | Test Cable | LMR | LMR-400 | 3m | May. 13, 2015 |
| 9 | Pre-Amplifier | Anritsu | MH648A | M92649 | Jun. 17, 2015 |
| 10 | Log-Bicon Antenna | Schwarzbeck | VULB9168-352 | 9168-352 | Jun. 10, 2015 |

Remark: "N/A" denotes No Model Name, No Serial No. or No Calibration specified.

7.3 MEASURING INSTRUMENTS SETTING

| EMI Test Receiver | Parameter Setting |
|------------------------|----------------------------------|
| Attenuation | Auto |
| Start ~ Stop Frequency | 9kHz~150kHz / RB 200Hz for QP |
| Start ~ Stop Frequency | 150kHz~30MHz / RB 9kHz for QP |
| Start ~ Stop Frequency | 30MHz~1000MHz / RB 120kHz for QP |



7.4 TEST PROCEDURES

- a. The measuring distance of at 3 m shall be used for measurements at frequency up to 1 GHz. For frequencies above 1 GHz, any suitable measuring distance may be used.
- b. The EUT was placed on the top of a rotating table 0.8 meters above the ground at a 3m Semi-anechoic chamber. The table was rotated 360 degrees to determine the position of the highest radiation.
- c. The height of the equipment or of the substitution antenna shall be 0.8 m; the height of the test antenna shall vary between 1 m to 4 m. Both horizontal and vertical polarizations of the antenna are set to make the measurement.
- d. The initial step in collecting conducted emission data is a spectrum analyzer peak detector mode pre-scanning the measurement frequency range. Significant peaks are then marked and then Quasi Peak detector mode re-measured.
- e. If the Peak Mode measured value compliance with and lower than Quasi Peak Mode Limit, the EUT shall be deemed to meet QP Limits and then no additional QP Mode measurement performed.
- f. For the actual test configuration, please refer to the related Item –EUT Test Photos.
- g. The testing follows the guidelines in ANSI C63.4 and FCC Public Notice DA 00-705 Measurement Guidelines. In case the emission is fail due to the used RBW/VBW is too wide, marker-delta method of FCC Public Notice DA 00-705 will be followed.

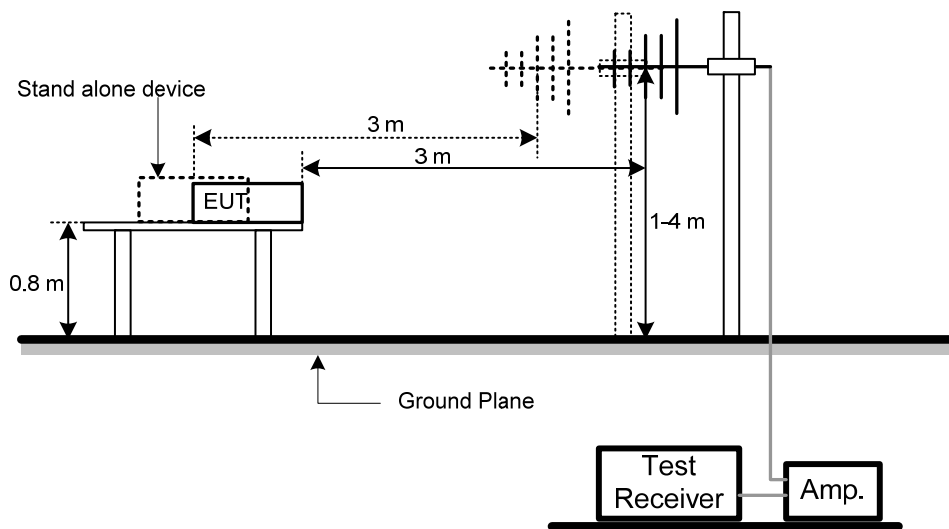
NOTE:

- a. Reading in which marked as QP or Peak means measurements by using are Quasi-Peak Mode with Detector BW=120 kHz; SPA setting in RBW=100 kHz, VBW =100 kHz, Swp. Time = 0.3 sec./ MHz.
- b. All readings are Peak unless otherwise stated QP in column of Note. Peak denotes that the Peak reading compliance with the QP Limits and then QP Mode measurement didn't perform.

7.5 DEVIATION FROM TEST STANDARD

No deviation

7.6 TEST SETUP LAYOUT





7.7 EUT OPERATING CONDITIONS

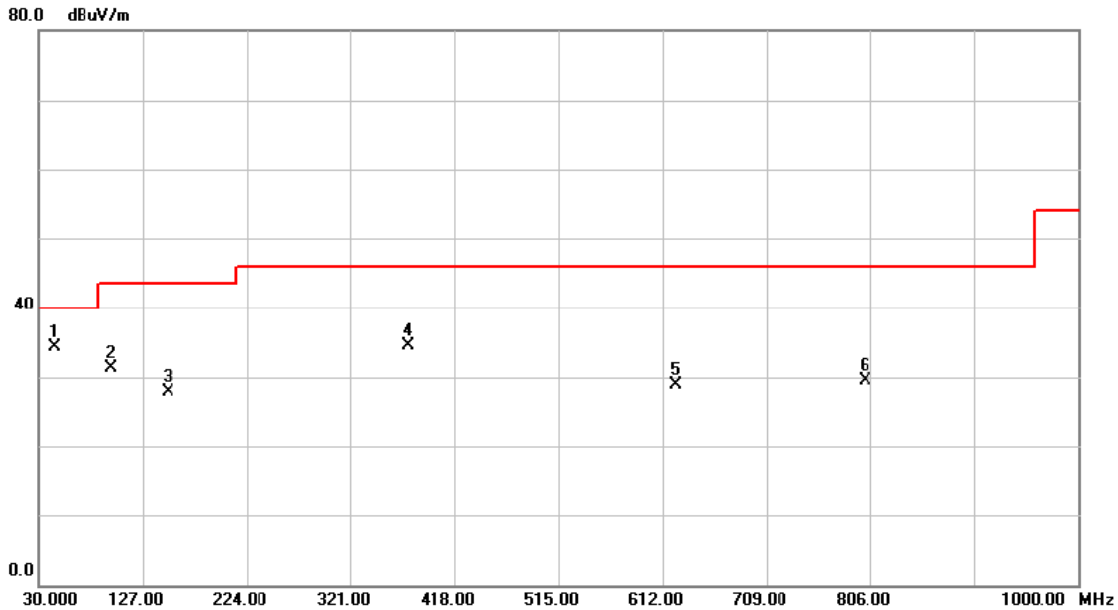
The EUT tested system was configured as the statements of 4.6 Unless otherwise a special operating condition is specified in the follows during the testing.



7.8 TEST RESULTS

| | | | |
|--------------|-----------------------------|-------------------|---------------------|
| EUT | Unified Wired-WLAN Walljack | Model Name | BJNGA-FB0003;JG971A |
| Temperature | 26°C | Relative Humidity | 60% |
| Test Voltage | DC 48V | | |
| Test Mode | IEEE 802.11b/2437 MHz | | |

Polarization: Vertical

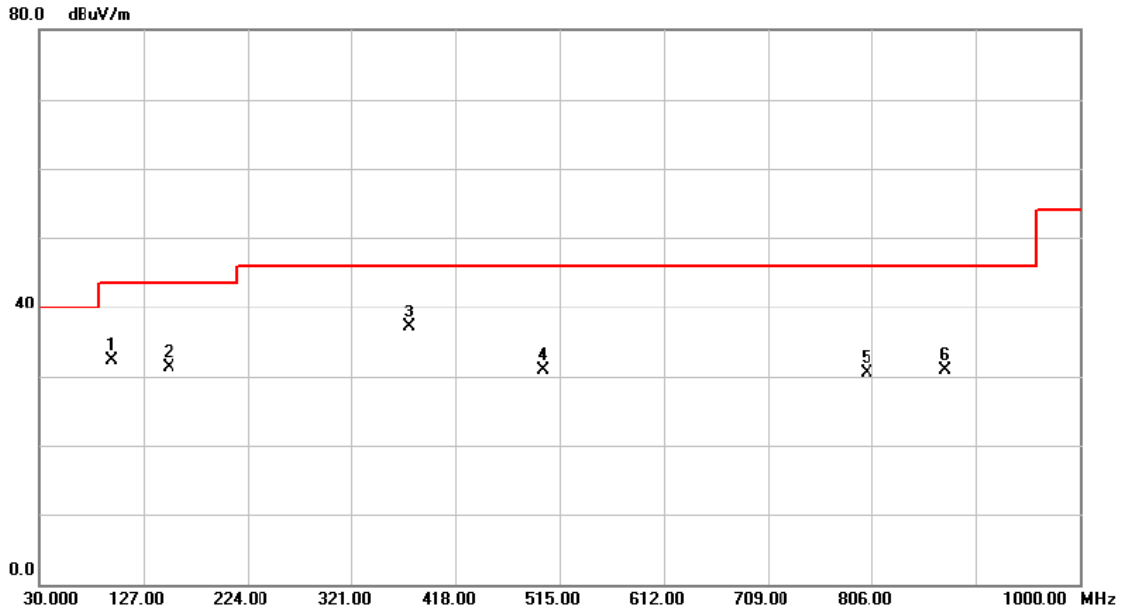


| No. | Mk. | Freq. MHz | Reading Level dBuV | Correct Factor dB | Measure- ment dBuV/m | Limit dBuV/m | Over dB | Detector | Comment |
|-----|-----|--------------|--------------------------|-------------------------|----------------------------|-----------------|------------|----------|---------|
| 1 | * | 44.5500 | 47.96 | -13.73 | 34.23 | 40.00 | -5.77 | peak | |
| 2 | | 97.9000 | 50.39 | -19.10 | 31.29 | 43.50 | -12.21 | peak | |
| 3 | | 151.2500 | 41.67 | -13.81 | 27.86 | 43.50 | -15.64 | peak | |
| 4 | | 374.3500 | 46.35 | -11.80 | 34.55 | 46.00 | -11.45 | peak | |
| 5 | | 624.1250 | 35.49 | -6.66 | 28.83 | 46.00 | -17.17 | peak | |
| 6 | | 801.1500 | 33.83 | -4.37 | 29.46 | 46.00 | -16.54 | peak | |



| | | | |
|--------------|-----------------------------|-------------------|---------------------|
| EUT | Unified Wired-WLAN Walljack | Model Name | BJNGA-FB0003;JG971A |
| Temperature | 26°C | Relative Humidity | 60% |
| Test Voltage | DC 48V | | |
| Test Mode | IEEE 802.11b/2437 MHz | | |

Polarization: Horizontal



| No. | Mk. | Freq. MHz | Reading Level dBuV | Correct Factor dB | Measure- ment dBuV/m | Limit dBuV/m | Over dB | Detector | Comment |
|-----|-----|--------------|--------------------------|-------------------------|----------------------------|-----------------|------------|----------|---------|
| 1 | | 97.9000 | 51.34 | -19.10 | 32.24 | 43.50 | -11.26 | peak | |
| 2 | | 151.2500 | 45.12 | -13.81 | 31.31 | 43.50 | -12.19 | peak | |
| 3 | * | 374.3500 | 48.99 | -11.80 | 37.19 | 46.00 | -8.81 | peak | |
| 4 | | 500.4500 | 40.09 | -9.19 | 30.90 | 46.00 | -15.10 | peak | |
| 5 | | 801.1500 | 34.87 | -4.37 | 30.50 | 46.00 | -15.50 | peak | |
| 6 | | 873.9000 | 34.29 | -3.43 | 30.86 | 46.00 | -15.14 | peak | |



8 RADIATED SPURIOUS EMISSION (ABOVE 1 GHz)

8.1 LIMIT

20dBc in any 100 kHz bandwidth outside the operating frequency band. In case the emission fall within the restricted band specified on 15.205(a), then the 15.209(a) limit in the table below has to be followed.

| Frequency Range: 9 kHz to 1 GHz | | |
|---------------------------------|-----------------------------------|-------------------------------|
| FREQUENCY (MHz) | Field Strength (microvolts/meter) | Measurement Distance (meters) |
| 0.009~0.490 | 2400/F(kHz) | 300 |
| 0.490~1.705 | 24000/F(kHz) | 30 |
| 1.705~30.0 | 30 | 30 |
| 30~88 | 100 | 3 |
| 88~216 | 150 | 3 |
| 216~960 | 200 | 3 |
| Above 960 | 500 | 3 |

| Frequency Range: above 1 GHz | | | | |
|------------------------------|--------------------------|---------|--------------------------|---------|
| FREQUENCY (MHz) | Class A (dBuV/m) (at 3m) | | Class B (dBuV/m) (at 3m) | |
| | PEAK | AVERAGE | PEAK | AVERAGE |
| above 1 GHz | 80 | 60 | 74 | 54 |

NOTE:

- (1) The limit for radiated test was performed according to FCC PART 15B.
- (2) The tighter limit applies at the band edges.
- (3) Emission level (dBuV/m)=20log Emission level (uV/m).
- (4) The test result calculated as following:
 Measurement Value = Reading Level + Correct Factor
 Correct Factor = Antenna Factor + Cable Loss – Amplifier Gain(if use)
 Margin Level = Measurement Value – Limit Value



8.2 MEASUREMENT INSTRUMENTS LIST

| Item | Kind of Equipment | Manufacturer | Type No. | Serial No. | Calibrated until |
|------|-------------------------|--------------------|--------------|------------|------------------|
| 1 | Spectrum Analyzer | R&S | FSP-30 | 100854 | Sep. 08, 2014 |
| 2 | Horn Antenna | Schwarzbeck | BBHA 9120 | D-325 | Apr. 14, 2015 |
| 3 | Microwave Pre_amplifier | Agilent | 8449B | 3008A01714 | Apr. 15, 2015 |
| 4 | Microflex Cable | Harbour industries | 27478LL142 | 1m | May. 12, 2015 |
| 5 | Microflex Cable | EMC | S104-SMA | 8m | May. 12, 2015 |
| 6 | Microflex Cable | Harbour industries | 27478LL142 | 3m | May. 12, 2015 |
| 7 | Test Cable | LMR | LMR-400 | 12m | May. 13, 2015 |
| 8 | Test Cable | LMR | LMR-400 | 3m | May. 13, 2015 |
| 9 | Pre-Amplifier | Anritsu | MH648A | M92649 | Jun. 17, 2015 |
| 10 | Log-Bicon Antenna | Schwarzbeck | VULB9168-352 | 9168-352 | Jun. 10, 2015 |

Remark: "N/A" denotes No Model Name, No Serial No. or No Calibration specified.

8.3 MEASURING INSTRUMENTS SETTING

| Spectrum Analyzer | Parameter Setting |
|---------------------------------------|--|
| Attenuation | Auto |
| Start Frequency | 1000 MHz |
| Stop Frequency | 10th carrier harmonic |
| RB / VB (emission in restricted band) | 1MHz / 1MHz for Peak, 1 MHz / 10Hz for Average |
| RB / VB (other emission) | 1MHz / 1MHz for Peak, 1 MHz / 10Hz for Average |

8.4 TEST PROCEDURES

- The EUT was placed on the top of a rotating table 0.8 meters above the ground at a 3m Semi-anechoic chamber. The table was rotated 360 degrees to determine the position of the highest radiation.
- The height of the equipment or of the substitution antenna shall be 0.8 m; the height of the test antenna shall vary between 1 m to 4 m. Both horizontal and vertical polarizations of the antenna are set to make the measurement.
- The initial step in collecting conducted emission data is a spectrum analyzer peak detector mode pre-scanning the measurement frequency range. Significant peaks are then marked and then Quasi Peak detector mode re-measured.
- If the Peak Mode measured value compliance with and lower than Quasi Peak Mode Limit, the EUT shall be deemed to meet QP Limits and then no additional QP Mode measurement performed.
- For the actual test configuration, please refer to the related Item –EUT Test Photos.
- The testing follows the guidelines in ANSI C63.4 and FCC Public Notice DA 00-705 Measurement Guidelines. In case the emission is fail due to the used RBW/VBW is too wide, marker-delta method of FCC Public Notice DA 00-705 will be followed.

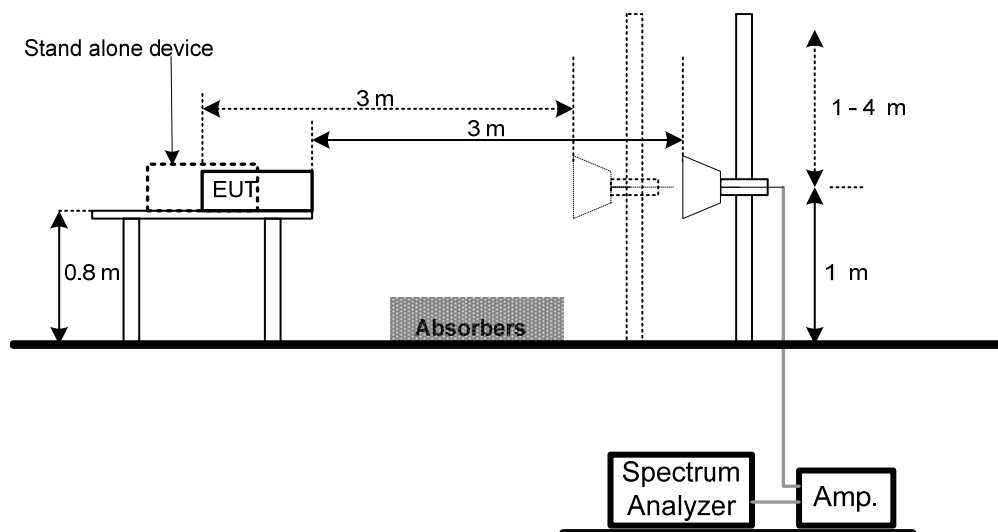
NOTE:

- Reading in which marked as Peak means measurements by using are Peak Mode with instrument setting in RBW= 1 MHz, VBW= 1 MHz, Swp. Time = Auto.
Reading in which marked as AV means measurements by using are Average Mode with instrument setting in RBW= 1 MHz, VBW= 10 Hz, Swp. Time = Auto.
- All readings are Peak Mode value unless otherwise stated AVG in column of Note. If the Peak Mode Measured value compliance with the Peak Limits and lower than AVG Limits, the EUT shall be deemed to meet both Peak & AVG Limits and then only Peak Mode was measured, but AVG Mode didn't perform.

8.5 DEVIATION FROM TEST STANDARD

No deviation

8.6 TEST SETUP LAYOUT





8.7 EUT OPERATING CONDITIONS

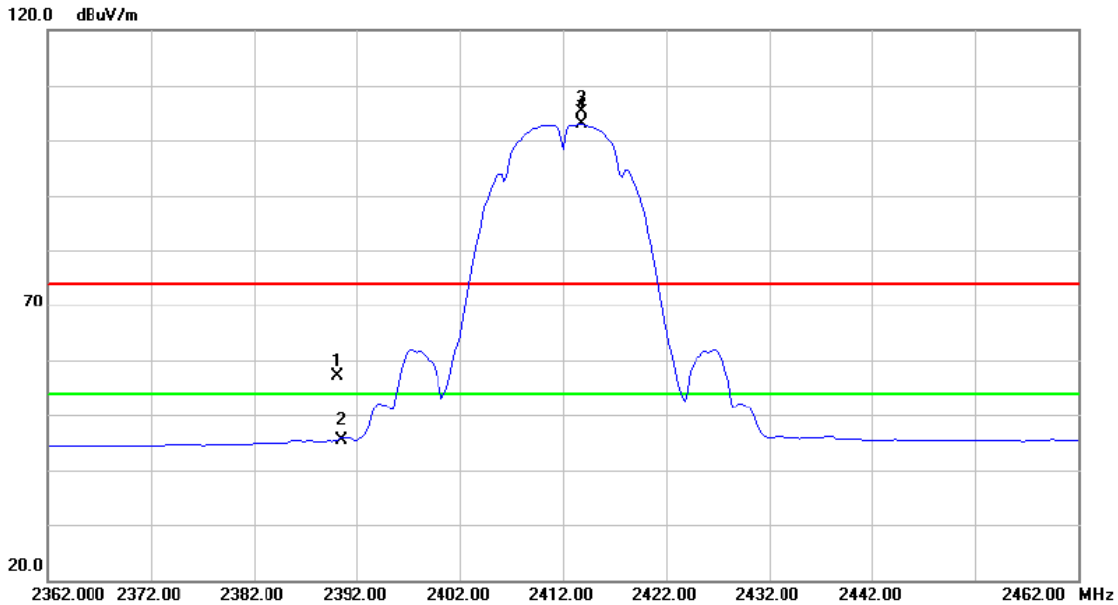
The EUT tested system was configured as the statements of 4.6 Unless otherwise a special operating condition is specified in the follows during the testing.



8.8 TEST RESULTS

| | | | |
|--------------|-----------------------------|-------------------|---------------------|
| EUT | Unified Wired-WLAN Walljack | Model Name | BJNGA-FB0003;JG971A |
| Temperature | 26°C | Relative Humidity | 60% |
| Test Voltage | DC 48V | | |
| Test Mode | IEEE 802.11b/2412 MHz | | |

Polarization: Vertical

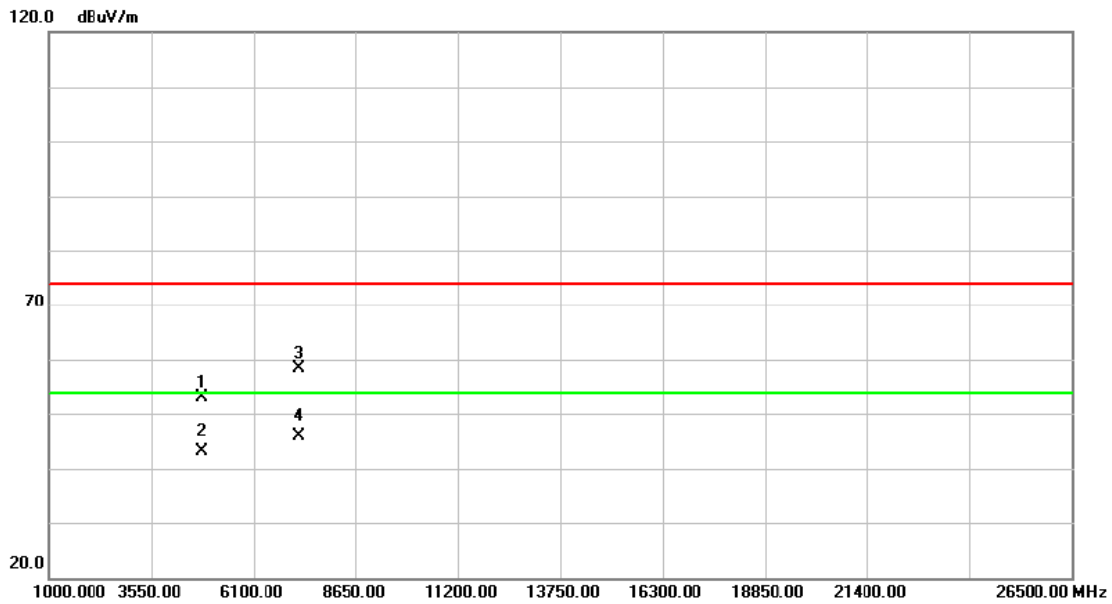


| No. | Mk. | Freq. MHz | Reading Level dBuV | Correct Factor dB | Measure- ment dBuV/m | Limit dBuV/m | Over dB | Detector | Comment |
|-----|-----|--------------|--------------------------|-------------------------|----------------------------|-----------------|------------|----------|---------|
| 1 | | 2390.000 | 25.61 | 31.40 | 57.01 | 74.00 | -16.99 | peak | |
| 2 | | 2390.000 | 13.98 | 31.40 | 45.38 | 54.00 | -8.62 | AVG | |
| 3 | X | 2413.750 | 73.63 | 31.50 | 105.13 | 74.00 | 31.13 | peak | |
| 4 | * | 2413.750 | 71.34 | 31.50 | 102.84 | 54.00 | 48.84 | AVG | |



| | | | |
|--------------|-----------------------------|-------------------|---------------------|
| EUT | Unified Wired-WLAN Walljack | Model Name | BJNGA-FB0003;JG971A |
| Temperature | 26°C | Relative Humidity | 60% |
| Test Voltage | DC 48V | | |
| Test Mode | IEEE 802.11b/2412 MHz | | |

Polarization: Vertical

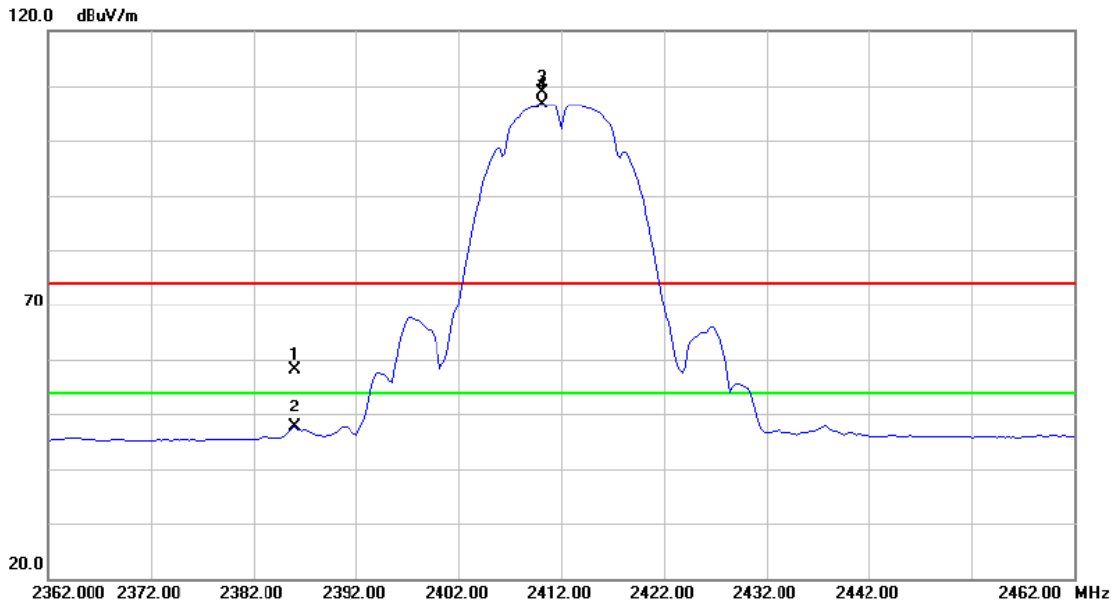


| No. | Mk. | Freq. MHz | Reading Level dBuV | Correct Factor dB | Measure- ment dBuV/m | Limit dBuV/m | Over dB | Detector | Comment |
|-----|-----|--------------|--------------------------|-------------------------|----------------------------|-----------------|------------|----------|---------|
| 1 | | 4824.030 | 45.53 | 7.48 | 53.01 | 74.00 | -20.99 | peak | |
| 2 | | 4824.030 | 35.62 | 7.48 | 43.10 | 54.00 | -10.90 | AVG | |
| 3 | | 7236.940 | 43.84 | 14.50 | 58.34 | 74.00 | -15.66 | peak | |
| 4 | * | 7236.940 | 31.42 | 14.50 | 45.92 | 54.00 | -8.08 | AVG | |



| | | | |
|--------------|-----------------------------|-------------------|---------------------|
| EUT | Unified Wired-WLAN Walljack | Model Name | BJNGA-FB0003;JG971A |
| Temperature | 26°C | Relative Humidity | 60% |
| Test Voltage | DC 48V | | |
| Test Mode | IEEE 802.11b/2412 MHz | | |

Polarization: Horizontal

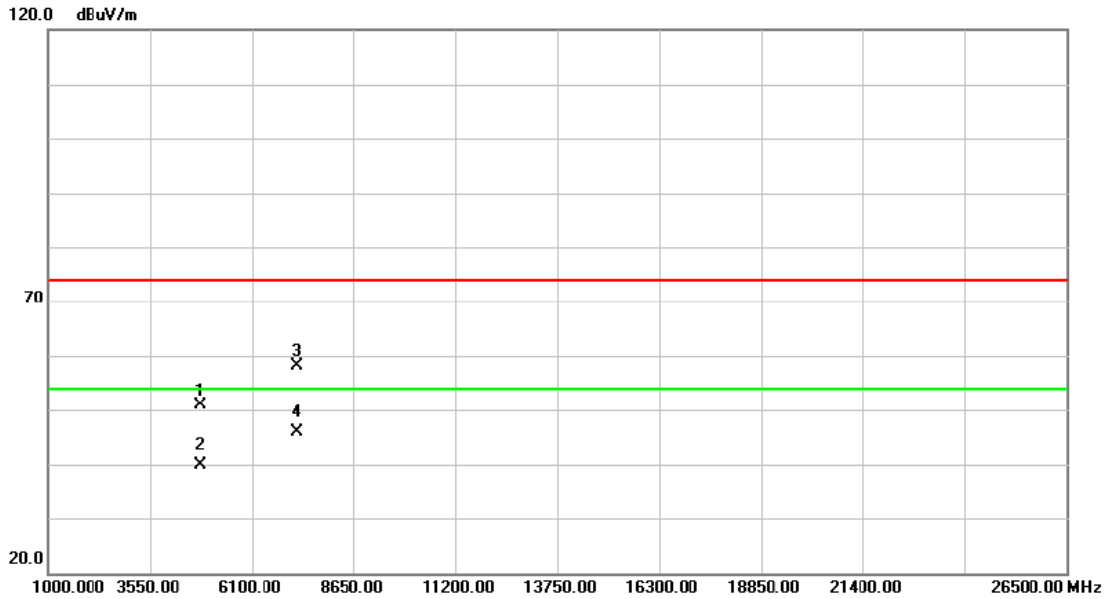


| No. | Mk. | Freq. MHz | Reading Level dBuV | Correct Factor dB | Measure- ment dBuV/m | Limit dBuV/m | Over dB | Detector | Comment |
|-----|-----|--------------|--------------------------|-------------------------|----------------------------|-----------------|------------|----------|---------|
| 1 | | 2386.000 | 26.85 | 31.38 | 58.23 | 74.00 | -15.77 | peak | |
| 2 | | 2386.000 | 16.15 | 31.38 | 47.53 | 54.00 | -6.47 | AVG | |
| 3 | X | 2410.250 | 77.41 | 31.48 | 108.89 | 74.00 | 34.89 | peak | |
| 4 | * | 2410.250 | 75.13 | 31.48 | 106.61 | 54.00 | 52.61 | AVG | |



| | | | |
|--------------|-----------------------------|-------------------|---------------------|
| EUT | Unified Wired-WLAN Walljack | Model Name | BJNGA-FB0003;JG971A |
| Temperature | 26°C | Relative Humidity | 60% |
| Test Voltage | DC 48V | | |
| Test Mode | IEEE 802.11b/2412 MHz | | |

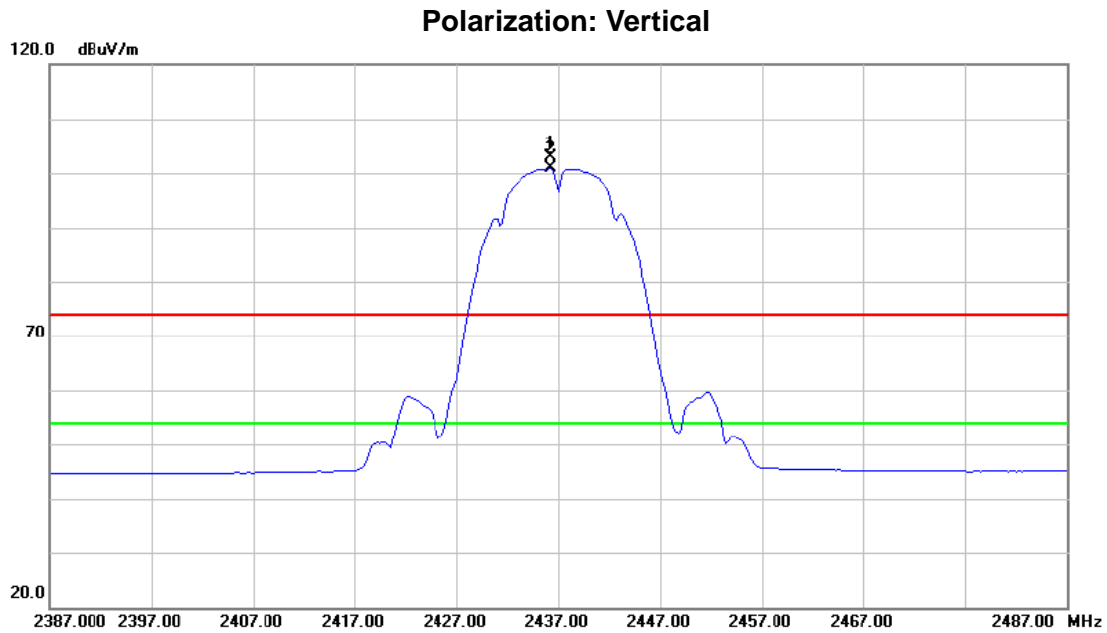
Polarization: Horizontal



| No. Mk. | Freq. MHz | Reading Level dBuV | Correct Factor dB | Measurement dBuV/m | Limit dBuV/m | Over dB | Detector | Comment |
|---------|-----------|--------------------|-------------------|--------------------|--------------|---------|----------|---------|
| 1 | 4823.965 | 43.43 | 7.48 | 50.91 | 74.00 | -23.09 | peak | |
| 2 | 4823.965 | 32.38 | 7.48 | 39.86 | 54.00 | -14.14 | AVG | |
| 3 | 7236.945 | 43.75 | 14.50 | 58.25 | 74.00 | -15.75 | peak | |
| 4 * | 7236.945 | 31.31 | 14.50 | 45.81 | 54.00 | -8.19 | AVG | |



| | | | |
|--------------|-----------------------------|-------------------|---------------------|
| EUT | Unified Wired-WLAN Walljack | Model Name | BJNGA-FB0003;JG971A |
| Temperature | 26°C | Relative Humidity | 60% |
| Test Voltage | DC 48V | | |
| Test Mode | IEEE 802.11b/2437 MHz | | |

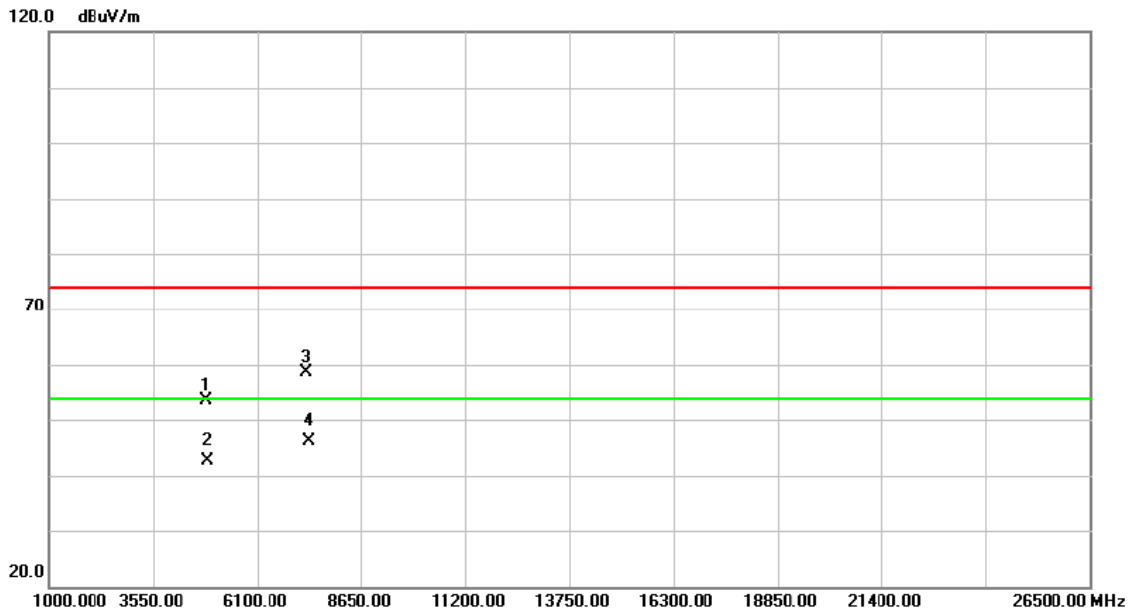


| No. | Mk. | Freq. MHz | Reading Level dBuV | Correct Factor dB | Measure- ment dBuV/m | Limit dBuV/m | Over dB | Detector | Comment |
|-----|-----|--------------|--------------------------|-------------------------|----------------------------|-----------------|------------|----------|---------|
| 1 | X | 2436.250 | 71.25 | 31.59 | 102.84 | 74.00 | 28.84 | peak | |
| 2 | * | 2436.250 | 69.17 | 31.59 | 100.76 | 54.00 | 46.76 | AVG | |



| | | | |
|--------------|-----------------------------|-------------------|---------------------|
| EUT | Unified Wired-WLAN Walljack | Model Name | BJNGA-FB0003;JG971A |
| Temperature | 26°C | Relative Humidity | 60% |
| Test Voltage | DC 48V | | |
| Test Mode | IEEE 802.11b/2437 MHz | | |

Polarization: Vertical

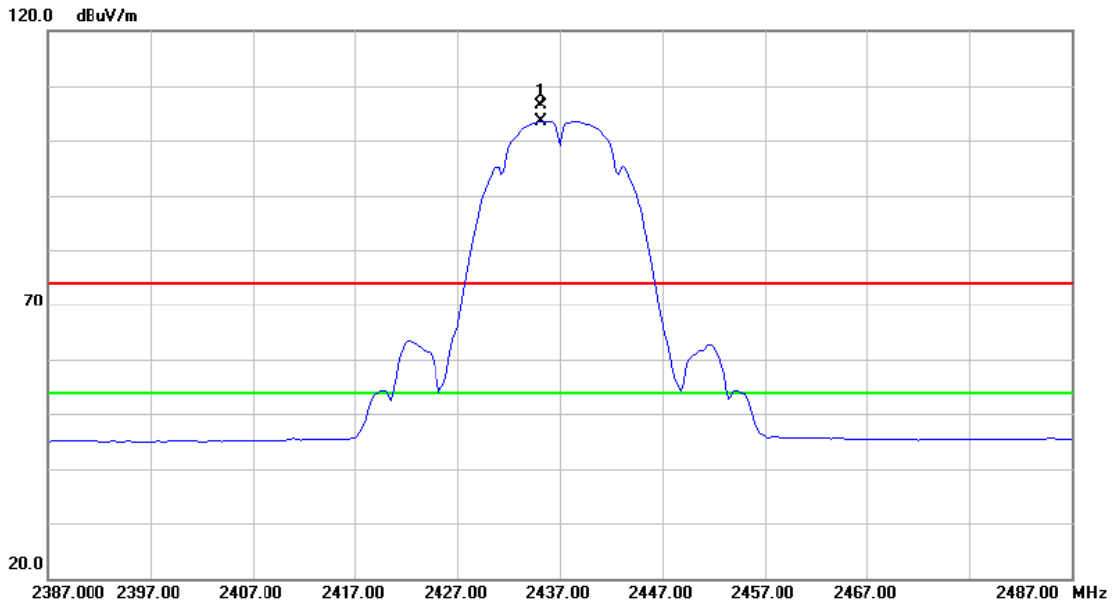


| No. | Mk. | Freq. MHz | Reading Level dBuV | Correct Factor dB | Measure- ment dBuV/m | Limit dBuV/m | Over dB | Detector | Comment |
|-----|-----|--------------|--------------------------|-------------------------|----------------------------|-----------------|------------|----------|---------|
| 1 | | 4873.975 | 45.90 | 7.64 | 53.54 | 74.00 | -20.46 | peak | |
| 2 | | 4873.975 | 35.02 | 7.64 | 42.66 | 54.00 | -11.34 | AVG | |
| 3 | | 7311.630 | 43.75 | 14.81 | 58.56 | 74.00 | -15.44 | peak | |
| 4 | * | 7311.630 | 31.41 | 14.81 | 46.22 | 54.00 | -7.78 | AVG | |



| | | | |
|--------------|-----------------------------|-------------------|---------------------|
| EUT | Unified Wired-WLAN Walljack | Model Name | BJNGA-FB0003;JG971A |
| Temperature | 26°C | Relative Humidity | 60% |
| Test Voltage | DC 48V | | |
| Test Mode | IEEE 802.11b/2437 MHz | | |

Polarization: Horizontal

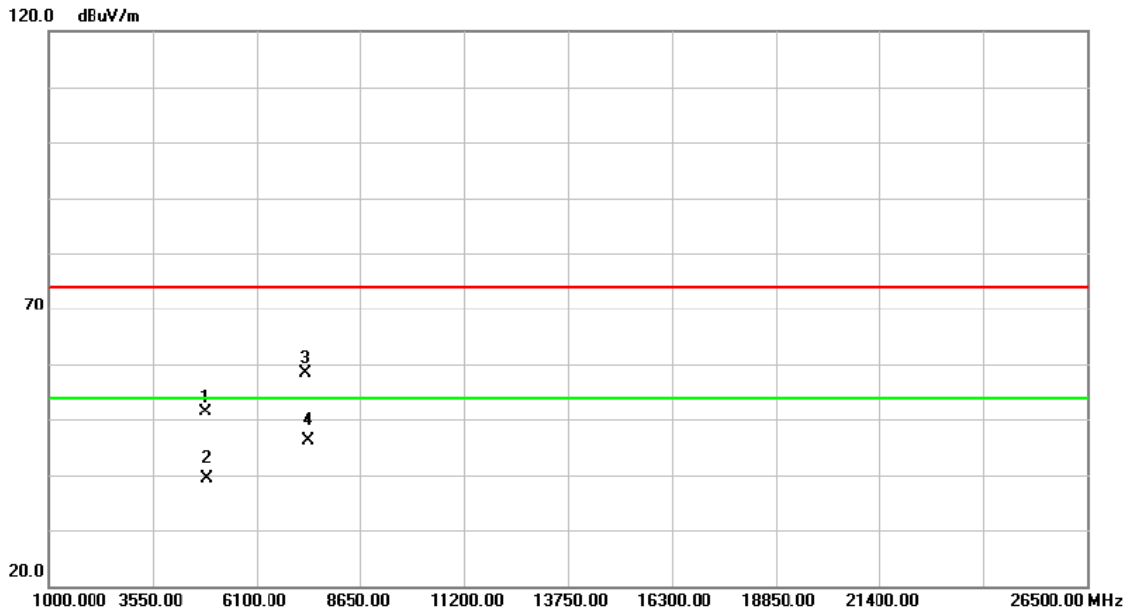


| No. | Mk. | Freq. MHz | Reading Level dBuV | Correct Factor dB | Measure- ment dBuV/m | Limit dBuV/m | Over dB | Detector | Comment |
|-----|-----|--------------|--------------------------|-------------------------|----------------------------|-----------------|------------|----------|---------|
| 1 | X | 2435.250 | 74.67 | 31.59 | 106.26 | 74.00 | 32.26 | peak | |
| 2 | * | 2435.250 | 71.89 | 31.59 | 103.48 | 54.00 | 49.48 | AVG | |



| | | | |
|--------------|-----------------------------|-------------------|---------------------|
| EUT | Unified Wired-WLAN Walljack | Model Name | BJNGA-FB0003;JG971A |
| Temperature | 26°C | Relative Humidity | 60% |
| Test Voltage | DC 48V | | |
| Test Mode | IEEE 802.11b/2437 MHz | | |

Polarization: Horizontal

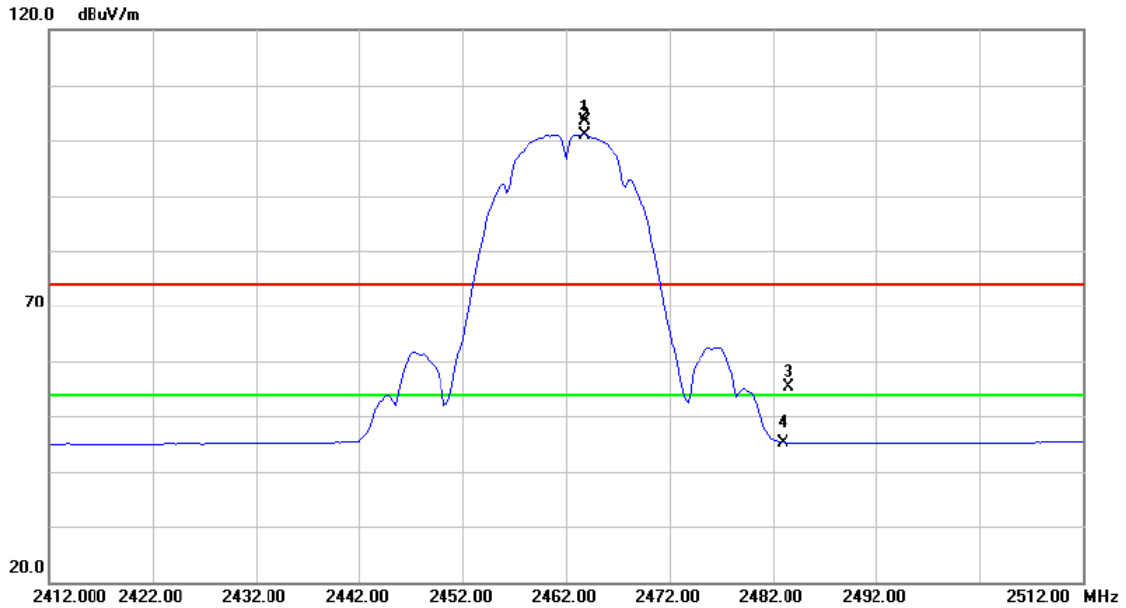


| No. | Mk. | Freq. MHz | Reading Level dBuV | Correct Factor dB | Measure- ment dBuV/m | Limit dBuV/m | Over dB | Detector | Comment |
|-----|-----|--------------|--------------------------|-------------------------|----------------------------|-----------------|------------|----------|---------|
| 1 | | 4874.050 | 43.75 | 7.64 | 51.39 | 74.00 | -22.61 | peak | |
| 2 | | 4874.050 | 31.81 | 7.64 | 39.45 | 54.00 | -14.55 | AVG | |
| 3 | | 7311.620 | 43.61 | 14.81 | 58.42 | 74.00 | -15.58 | peak | |
| 4 | * | 7311.620 | 31.28 | 14.81 | 46.09 | 54.00 | -7.91 | AVG | |



| | | | |
|--------------|-----------------------------|-------------------|---------------------|
| EUT | Unified Wired-WLAN Walljack | Model Name | BJNGA-FB0003;JG971A |
| Temperature | 26°C | Relative Humidity | 60% |
| Test Voltage | DC 48V | | |
| Test Mode | IEEE 802.11b/2462 MHz | | |

Polarization: Vertical

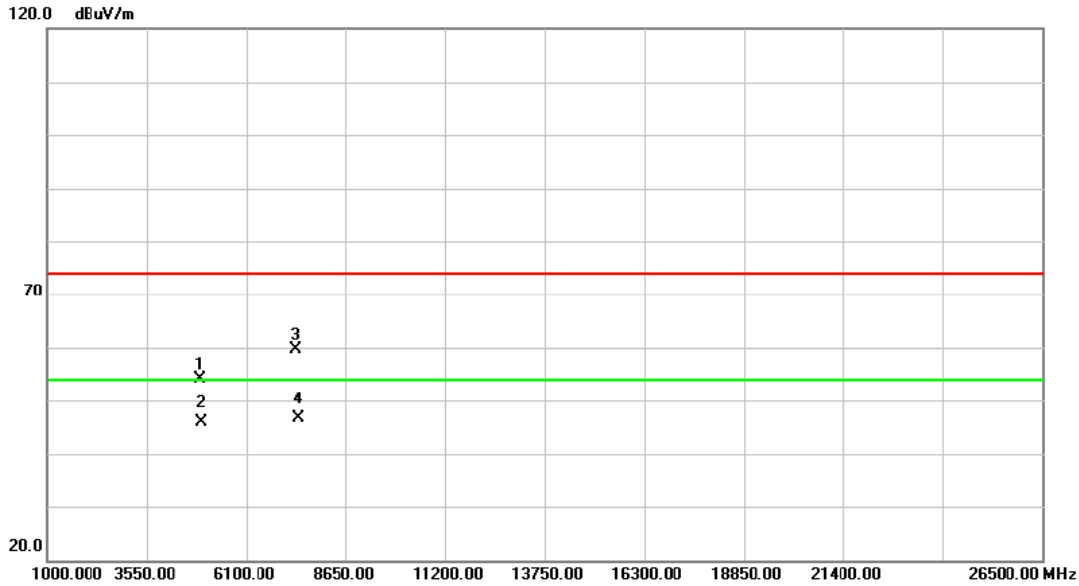


| No. | Mk. | Freq. MHz | Reading Level dBuV | Correct Factor dB | Measure- ment dBuV/m | Limit dBuV/m | Over dB | Detector | Comment |
|-----|-----|--------------|--------------------------|-------------------------|----------------------------|-----------------|------------|----------|---------|
| 1 | X | 2463.750 | 71.69 | 31.71 | 103.40 | 74.00 | 29.40 | peak | |
| 2 | * | 2463.750 | 69.29 | 31.71 | 101.00 | 54.00 | 47.00 | AVG | |
| 3 | | 2483.500 | 23.53 | 31.79 | 55.32 | 74.00 | -18.68 | peak | |
| 4 | | 2483.500 | 13.41 | 31.79 | 45.20 | 54.00 | -8.80 | AVG | |



| | | | |
|--------------|-----------------------------|-------------------|---------------------|
| EUT | Unified Wired-WLAN Walljack | Model Name | BJNGA-FB0003;JG971A |
| Temperature | 26°C | Relative Humidity | 60% |
| Test Voltage | DC 48V | | |
| Test Mode | IEEE 802.11b/2462 MHz | | |

Polarization: Vertical

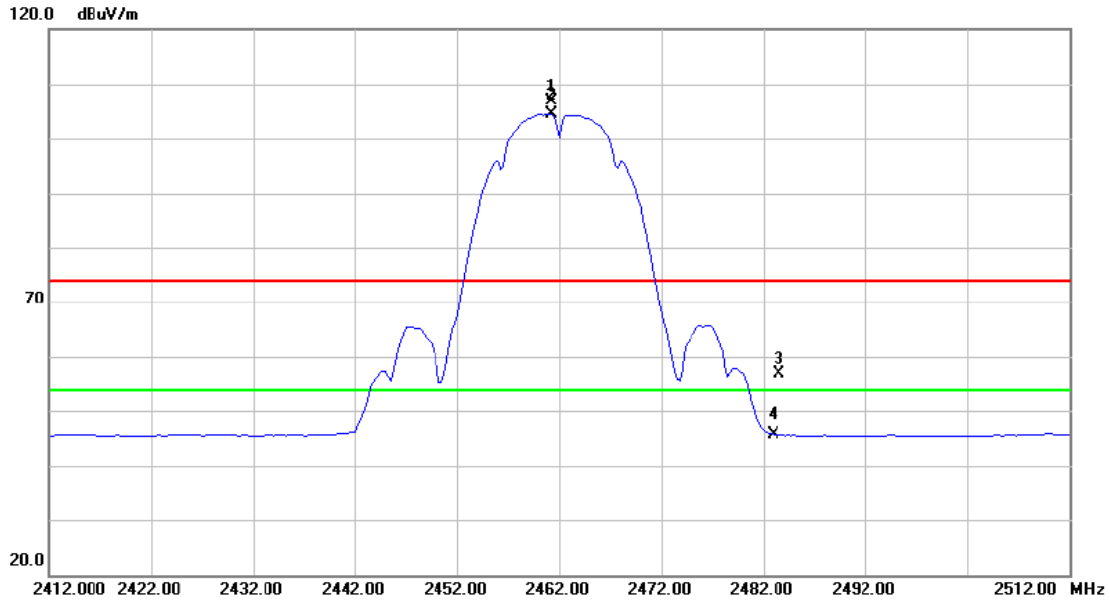


| No. | Mk. | Freq. MHz | Reading Level dBuV | Correct Factor dB | Measure- ment dBuV/m | Limit dBuV/m | Over dB | Detector | Comment |
|-----|-----|--------------|--------------------------|-------------------------|----------------------------|-----------------|------------|----------|---------|
| 1 | | 4924.005 | 46.34 | 7.81 | 54.15 | 74.00 | -19.85 | peak | |
| 2 | | 4924.005 | 38.19 | 7.81 | 46.00 | 54.00 | -8.00 | AVG | |
| 3 | | 7386.830 | 44.55 | 15.10 | 59.65 | 74.00 | -14.35 | peak | |
| 4 | * | 7386.830 | 31.61 | 15.10 | 46.71 | 54.00 | -7.29 | AVG | |



| | | | |
|--------------|-----------------------------|-------------------|---------------------|
| EUT | Unified Wired-WLAN Walljack | Model Name | BJNGA-FB0003;JG971A |
| Temperature | 26°C | Relative Humidity | 60% |
| Test Voltage | DC 48V | | |
| Test Mode | IEEE 802.11b/2462 MHz | | |

Polarization: Horizontal

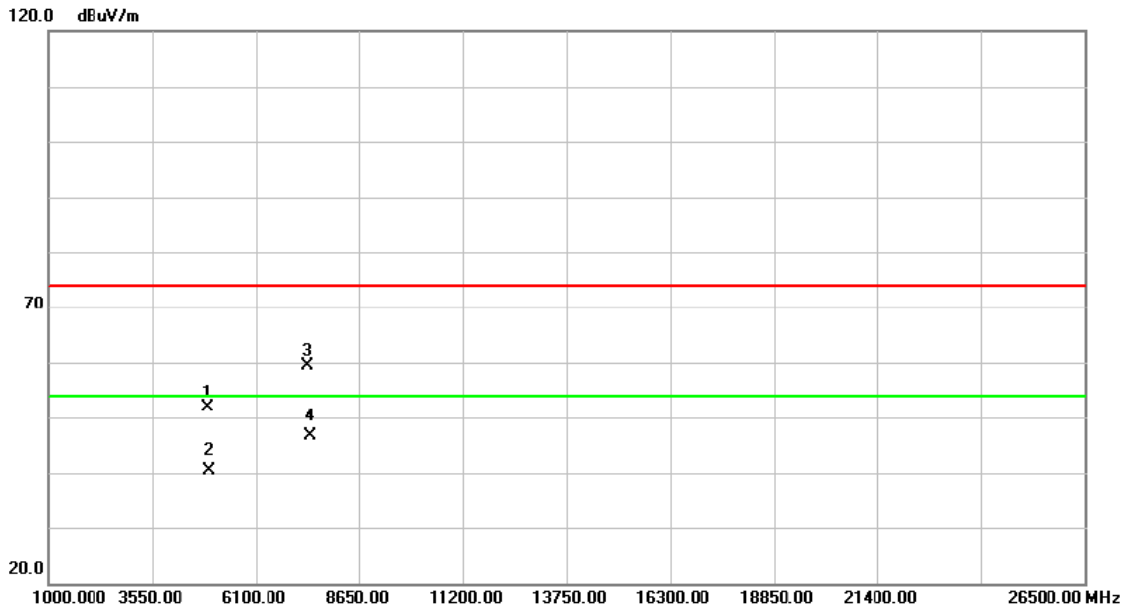


| No. | Mk. | Freq. MHz | Reading Level dBuV | Correct Factor dB | Measure- ment dBuV/m | Limit dBuV/m | Over dB | Detector | Comment |
|-----|-----|--------------|--------------------------|-------------------------|----------------------------|-----------------|------------|----------|---------|
| 1 | X | 2461.250 | 75.28 | 31.70 | 106.98 | 74.00 | 32.98 | peak | |
| 2 | * | 2461.250 | 72.66 | 31.70 | 104.36 | 54.00 | 50.36 | AVG | |
| 3 | | 2483.500 | 25.16 | 31.79 | 56.95 | 74.00 | -17.05 | peak | |
| 4 | | 2483.500 | 13.75 | 31.79 | 45.54 | 54.00 | -8.46 | AVG | |



| | | | |
|--------------|-----------------------------|-------------------|---------------------|
| EUT | Unified Wired-WLAN Walljack | Model Name | BJNGA-FB0003;JG971A |
| Temperature | 26°C | Relative Humidity | 60% |
| Test Voltage | DC 48V | | |
| Test Mode | IEEE 802.11b/2462 MHz | | |

Polarization: Horizontal

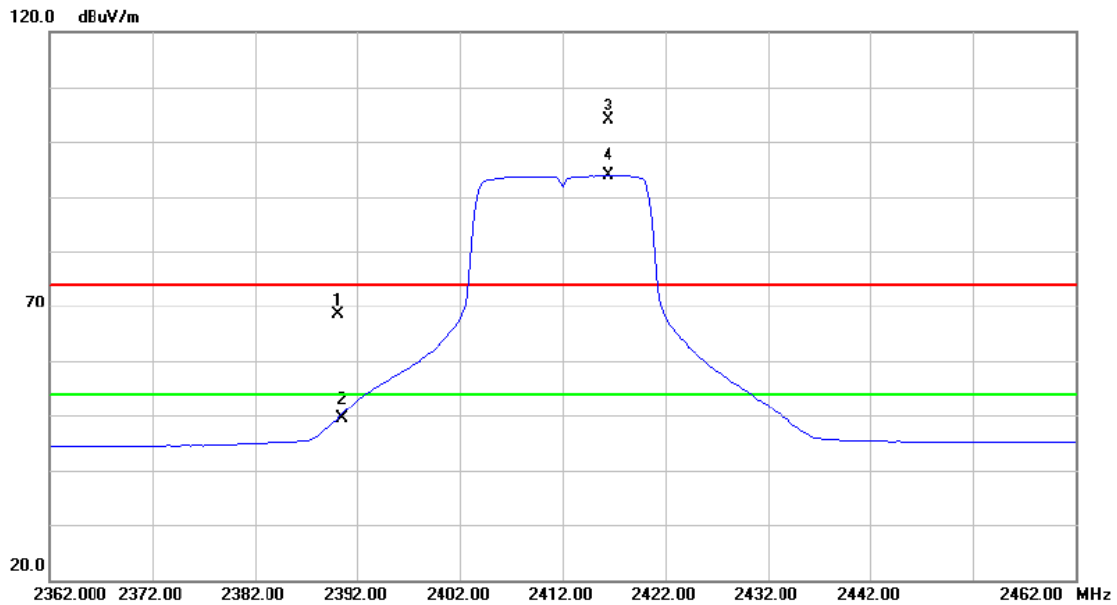


| No. | Mk. | Freq. MHz | Reading Level dBuV | Correct Factor dB | Measure- ment dBuV/m | Limit dBuV/m | Over dB | Detector | Comment |
|-----|-----|--------------|--------------------------|-------------------------|----------------------------|-----------------|------------|----------|---------|
| 1 | | 4923.965 | 44.13 | 7.81 | 51.94 | 74.00 | -22.06 | peak | |
| 2 | | 4923.965 | 32.52 | 7.81 | 40.33 | 54.00 | -13.67 | AVG | |
| 3 | | 7385.090 | 44.18 | 15.09 | 59.27 | 74.00 | -14.73 | peak | |
| 4 | * | 7385.090 | 31.50 | 15.09 | 46.59 | 54.00 | -7.41 | AVG | |



| | | | |
|--------------|-----------------------------|-------------------|---------------------|
| EUT | Unified Wired-WLAN Walljack | Model Name | BJNGA-FB0003;JG971A |
| Temperature | 26°C | Relative Humidity | 60% |
| Test Voltage | DC 48V | | |
| Test Mode | IEEE 802.11g/2412 MHz | | |

Polarization: Vertical

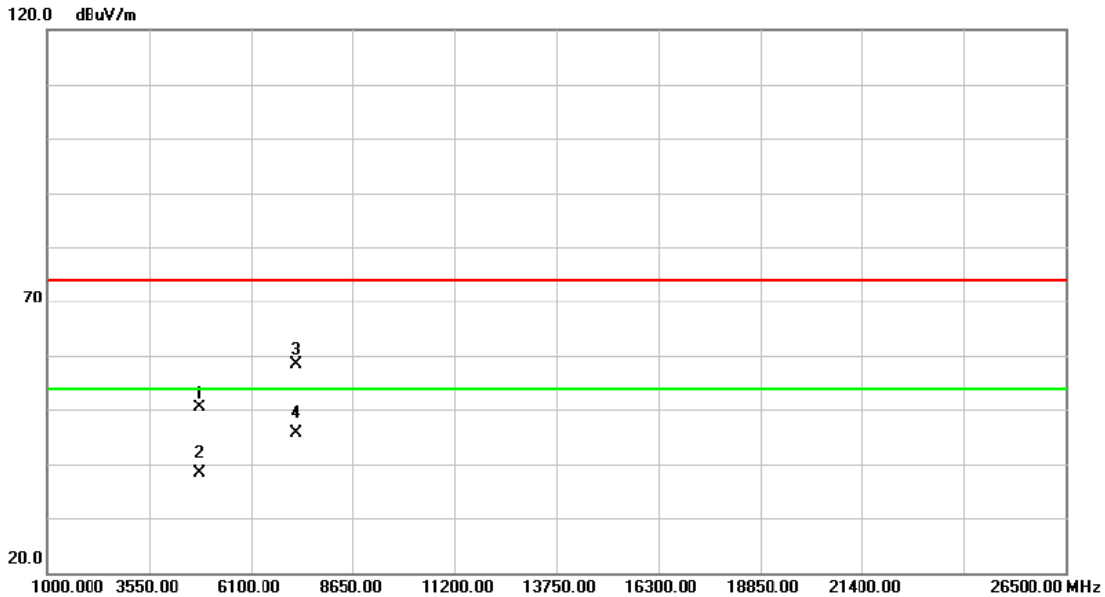


| No. Mk. | Freq. MHz | Reading Level dBuV | Correct Factor dB | Measurement dBuV/m | Limit dBuV/m | Over dB | Detector | Comment |
|---------|-----------|--------------------|-------------------|--------------------|--------------|---------|----------|---------|
| 1 | 2390.000 | 36.86 | 31.40 | 68.26 | 74.00 | -5.74 | peak | |
| 2 | 2390.000 | 17.97 | 31.40 | 49.37 | 54.00 | -4.63 | AVG | |
| 3 X | 2416.500 | 72.26 | 31.51 | 103.77 | 74.00 | 29.77 | peak | |
| 4 * | 2416.500 | 62.41 | 31.51 | 93.92 | 54.00 | 39.92 | AVG | |



| | | | |
|--------------|-----------------------------|-------------------|---------------------|
| EUT | Unified Wired-WLAN Walljack | Model Name | BJNGA-FB0003;JG971A |
| Temperature | 26°C | Relative Humidity | 60% |
| Test Voltage | DC 48V | | |
| Test Mode | IEEE 802.11g/2412 MHz | | |

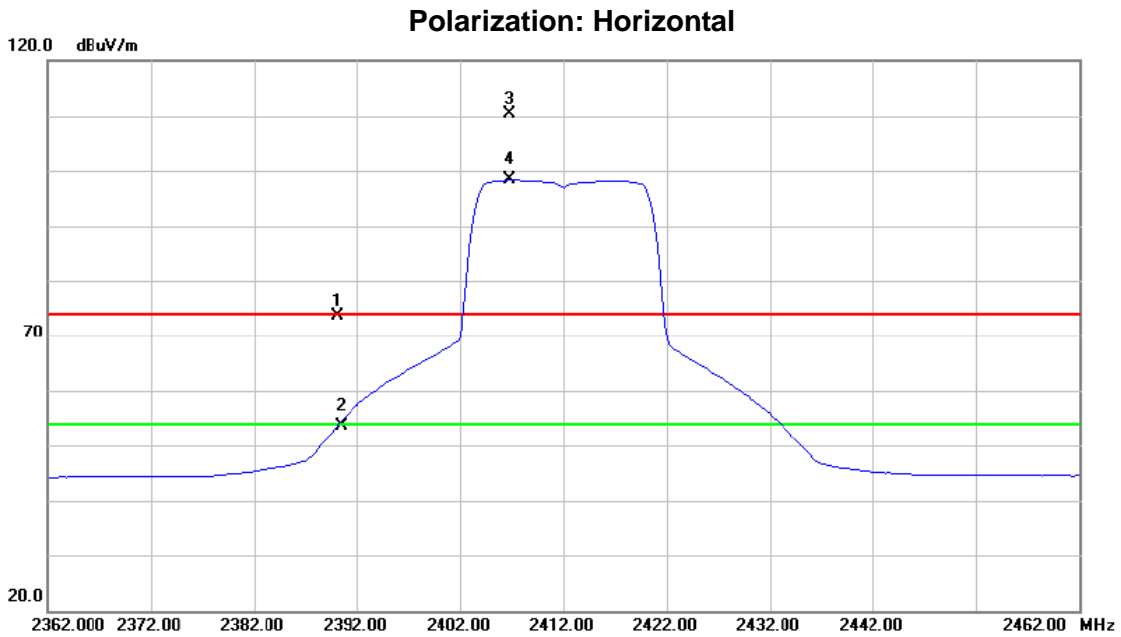
Polarization: Vertical



| No. Mk. | Freq. MHz | Reading Level dBuV | Correct Factor dB | Measurement dBuV/m | Limit dBuV/m | Over dB | Detector | Comment |
|---------|-----------|--------------------|-------------------|--------------------|--------------|---------|----------|---------|
| 1 | 4824.105 | 42.93 | 7.48 | 50.41 | 74.00 | -23.59 | peak | |
| 2 | 4824.105 | 30.79 | 7.48 | 38.27 | 54.00 | -15.73 | AVG | |
| 3 | 7236.880 | 43.84 | 14.50 | 58.34 | 74.00 | -15.66 | peak | |
| 4 * | 7236.880 | 31.20 | 14.50 | 45.70 | 54.00 | -8.30 | AVG | |



| | | | |
|--------------|-----------------------------|-------------------|---------------------|
| EUT | Unified Wired-WLAN Walljack | Model Name | BJNGA-FB0003;JG971A |
| Temperature | 26°C | Relative Humidity | 60% |
| Test Voltage | DC 48V | | |
| Test Mode | IEEE 802.11g/2412 MHz | | |

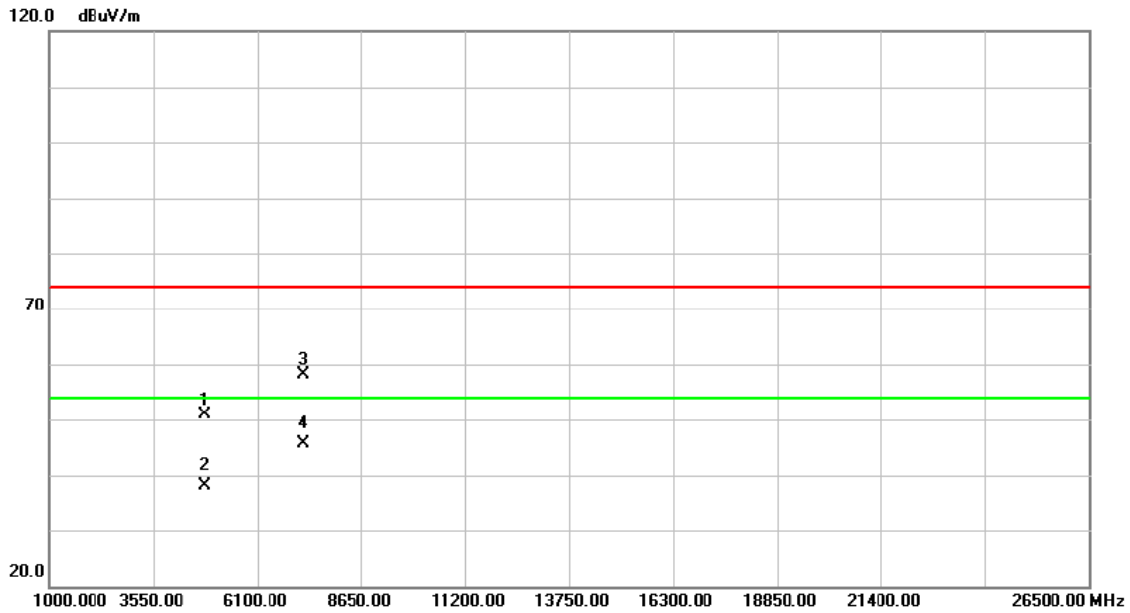


| No. | Mk. | Freq. MHz | Reading Level dBuV | Correct Factor dB | Measure- ment dBuV/m | Limit dBuV/m | Over dB | Detector | Comment |
|-----|-----|--------------|--------------------------|-------------------------|----------------------------|-----------------|------------|----------|---------|
| 1 | | 2390.000 | 42.17 | 31.40 | 73.57 | 74.00 | -0.43 | peak | |
| 2 | | 2390.000 | 22.19 | 31.40 | 53.59 | 54.00 | -0.41 | AVG | |
| 3 | X | 2406.750 | 78.86 | 31.46 | 110.32 | 74.00 | 36.32 | peak | |
| 4 | * | 2406.750 | 66.82 | 31.46 | 98.28 | 54.00 | 44.28 | AVG | |



| | | | |
|--------------|-----------------------------|-------------------|---------------------|
| EUT | Unified Wired-WLAN Walljack | Model Name | BJNGA-FB0003;JG971A |
| Temperature | 26°C | Relative Humidity | 60% |
| Test Voltage | DC 48V | | |
| Test Mode | IEEE 802.11g/2412 MHz | | |

Polarization: Horizontal

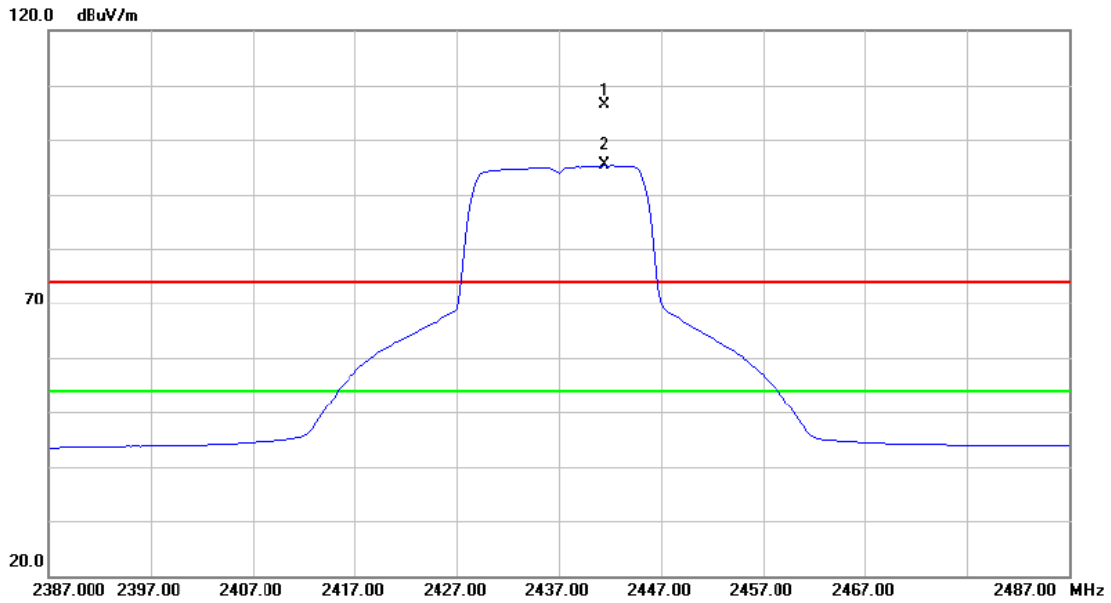


| No. | Mk. | Freq. MHz | Reading Level dBuV | Correct Factor dB | Measure- ment dBuV/m | Limit dBuV/m | Over dB | Detector | Comment |
|-----|-----|--------------|--------------------------|-------------------------|----------------------------|-----------------|------------|----------|---------|
| 1 | | 4823.235 | 43.35 | 7.48 | 50.83 | 74.00 | -23.17 | peak | |
| 2 | | 4823.235 | 30.68 | 7.48 | 38.16 | 54.00 | -15.84 | AVG | |
| 3 | | 7236.565 | 43.71 | 14.50 | 58.21 | 74.00 | -15.79 | peak | |
| 4 | * | 7236.565 | 31.17 | 14.50 | 45.67 | 54.00 | -8.33 | AVG | |



| | | | |
|--------------|-----------------------------|-------------------|---------------------|
| EUT | Unified Wired-WLAN Walljack | Model Name | BJNGA-FB0003;JG971A |
| Temperature | 26°C | Relative Humidity | 60% |
| Test Voltage | DC 48V | | |
| Test Mode | IEEE 802.11g/2437 MHz | | |

Polarization: Vertical

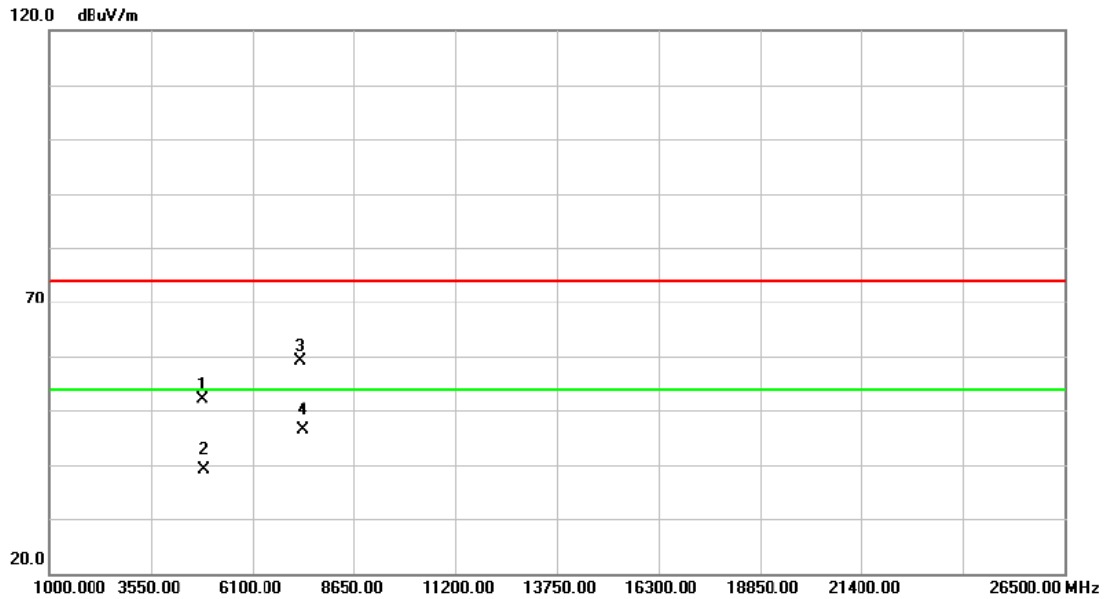


| No. | Mk. | Freq. MHz | Reading Level dBuV | Correct Factor dB | Measure- ment dBuV/m | Limit dBuV/m | Over dB | Detector | Comment |
|-----|-----|--------------|--------------------------|-------------------------|----------------------------|-----------------|------------|----------|---------|
| 1 | X | 2441.500 | 74.69 | 31.61 | 106.30 | 74.00 | 32.30 | peak | |
| 2 | * | 2441.500 | 63.65 | 31.61 | 95.26 | 54.00 | 41.26 | AVG | |



| | | | |
|--------------|-----------------------------|-------------------|---------------------|
| EUT | Unified Wired-WLAN Walljack | Model Name | BJNGA-FB0003;JG971A |
| Temperature | 26°C | Relative Humidity | 60% |
| Test Voltage | DC 48V | | |
| Test Mode | IEEE 802.11g/2437 MHz | | |

Polarization: Vertical

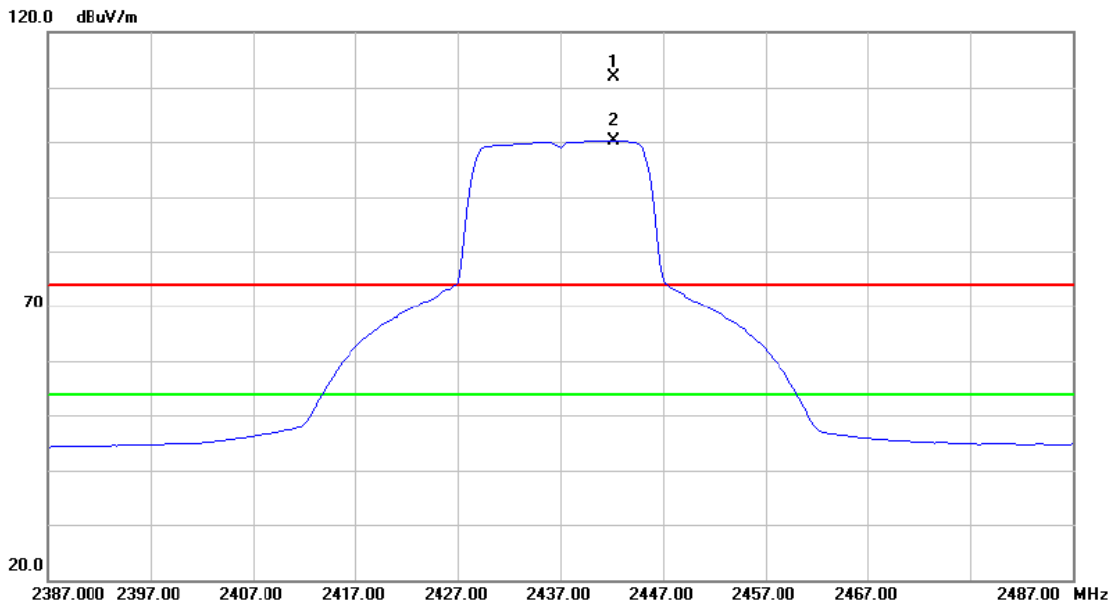


| No. | Mk. | Freq. MHz | Reading Level dBuV | Correct Factor dB | Measure- ment dBuV/m | Limit dBuV/m | Over dB | Detector | Comment |
|-----|-----|--------------|--------------------------|-------------------------|----------------------------|-----------------|------------|----------|---------|
| 1 | | 4873.865 | 44.41 | 7.64 | 52.05 | 74.00 | -21.95 | peak | |
| 2 | | 4873.865 | 31.38 | 7.64 | 39.02 | 54.00 | -14.98 | AVG | |
| 3 | | 7311.785 | 44.26 | 14.81 | 59.07 | 74.00 | -14.93 | peak | |
| 4 | * | 7311.785 | 31.55 | 14.81 | 46.36 | 54.00 | -7.64 | AVG | |



| | | | |
|--------------|-----------------------------|-------------------|---------------------|
| EUT | Unified Wired-WLAN Walljack | Model Name | BJNGA-FB0003;JG971A |
| Temperature | 26°C | Relative Humidity | 60% |
| Test Voltage | DC 48V | | |
| Test Mode | IEEE 802.11g/2437 MHz | | |

Polarization: Horizontal

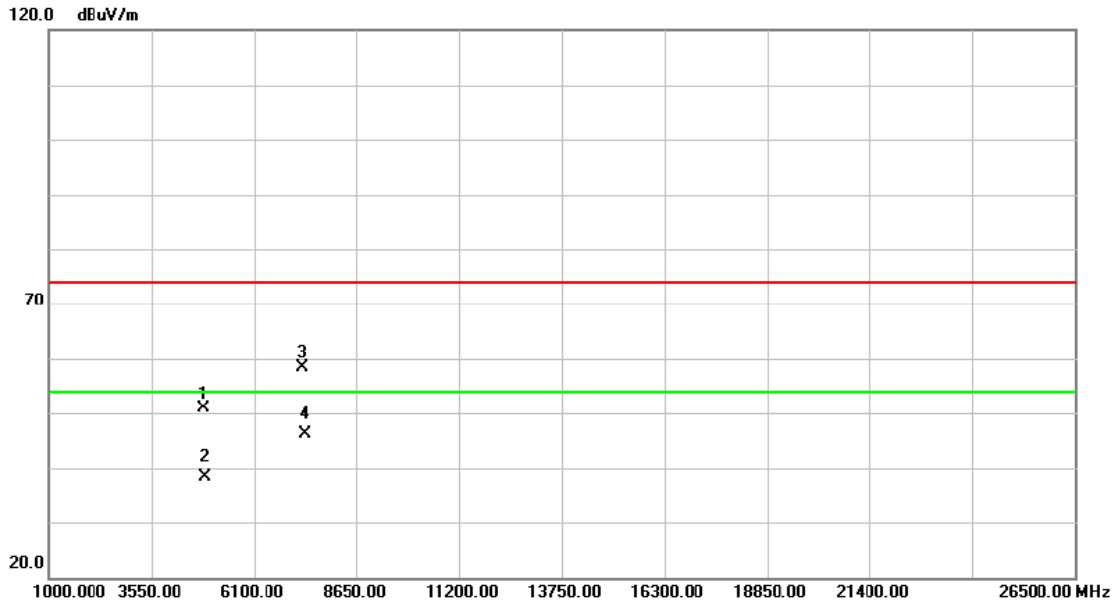


| No. | Mk. | Freq. MHz | Reading Level dBuV | Correct Factor dB | Measure- ment dBuV/m | Limit dBuV/m | Over dB | Detector | Comment |
|-----|-----|--------------|--------------------------|-------------------------|----------------------------|-----------------|------------|----------|---------|
| 1 | X | 2442.250 | 80.34 | 31.61 | 111.95 | 74.00 | 37.95 | peak | |
| 2 | * | 2442.250 | 68.52 | 31.61 | 100.13 | 54.00 | 46.13 | AVG | |



| | | | |
|--------------|-----------------------------|-------------------|---------------------|
| EUT | Unified Wired-WLAN Walljack | Model Name | BJNGA-FB0003;JG971A |
| Temperature | 26°C | Relative Humidity | 60% |
| Test Voltage | DC 48V | | |
| Test Mode | IEEE 802.11g/2437 MHz | | |

Polarization: Horizontal

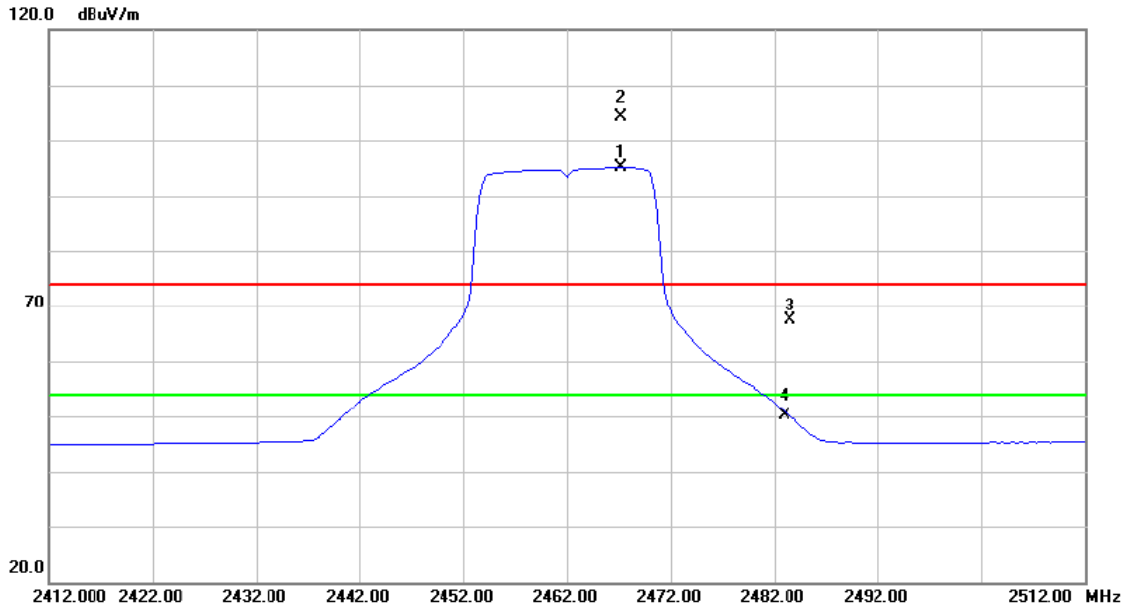


| No. | Mk. | Freq. MHz | Reading Level dBuV | Correct Factor dB | Measure- ment dBuV/m | Limit dBuV/m | Over dB | Detector | Comment |
|-----|-----|--------------|--------------------------|-------------------------|----------------------------|-----------------|------------|----------|---------|
| 1 | | 4873.240 | 43.19 | 7.64 | 50.83 | 74.00 | -23.17 | peak | |
| 2 | | 4873.240 | 30.65 | 7.64 | 38.29 | 54.00 | -15.71 | AVG | |
| 3 | | 7311.880 | 43.52 | 14.81 | 58.33 | 74.00 | -15.67 | peak | |
| 4 | * | 7311.880 | 31.43 | 14.81 | 46.24 | 54.00 | -7.76 | AVG | |



| | | | |
|--------------|-----------------------------|-------------------|---------------------|
| EUT | Unified Wired-WLAN Walljack | Model Name | BJNGA-FB0003;JG971A |
| Temperature | 26°C | Relative Humidity | 60% |
| Test Voltage | DC 48V | | |
| Test Mode | IEEE 802.11g/2462 MHz | | |

Polarization: Vertical

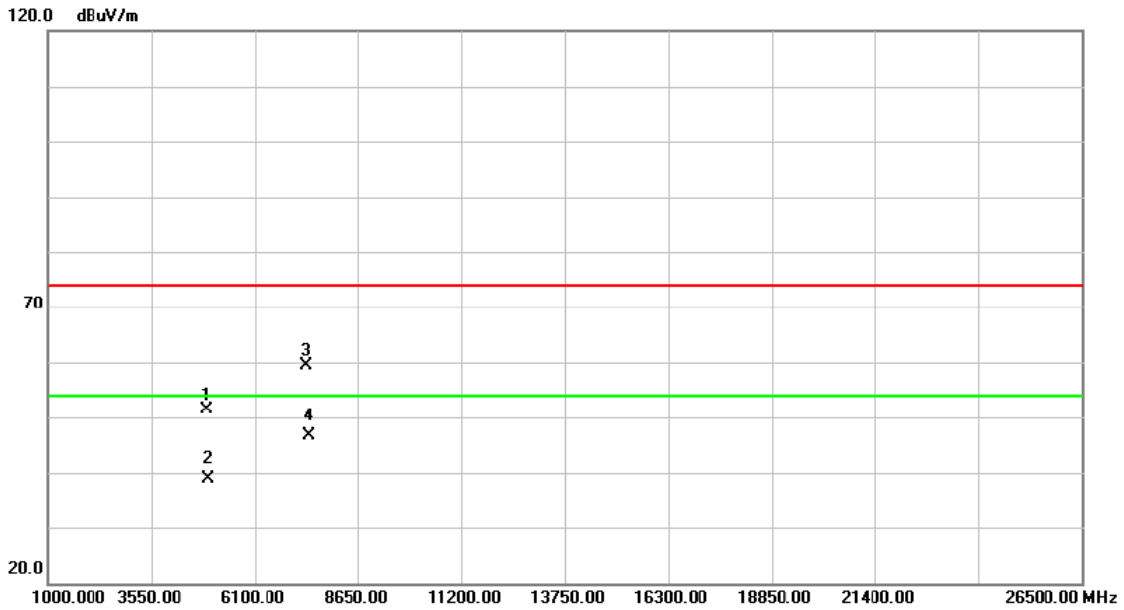


| No. | Mk. | Freq. MHz | Reading Level dBuV | Correct Factor dB | Measure- ment dBuV/m | Limit dBuV/m | Over dB | Detector | Comment |
|-----|-----|--------------|--------------------------|-------------------------|----------------------------|-----------------|------------|----------|---------|
| 1 | X | 2467.250 | 63.45 | 31.72 | 95.17 | 74.00 | 21.17 | peak | |
| 2 | * | 2467.250 | 72.41 | 31.72 | 104.13 | 54.00 | 50.13 | AVG | |
| 3 | | 2483.500 | 35.60 | 31.79 | 67.39 | 74.00 | -6.61 | peak | |
| 4 | | 2483.500 | 18.27 | 31.79 | 50.06 | 54.00 | -3.94 | AVG | |



| | | | |
|--------------|-----------------------------|-------------------|---------------------|
| EUT | Unified Wired-WLAN Walljack | Model Name | BJNGA-FB0003;JG971A |
| Temperature | 26°C | Relative Humidity | 60% |
| Test Voltage | DC 48V | | |
| Test Mode | IEEE 802.11g/2462 MHz | | |

Polarization: Vertical

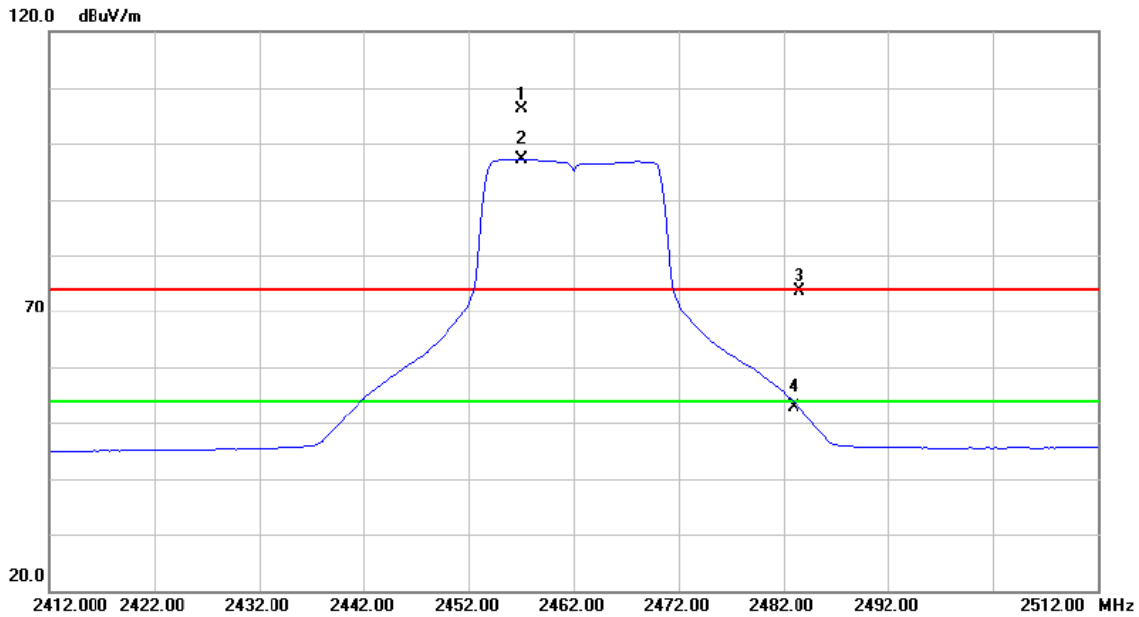


| No. | Mk. | Freq. MHz | Reading Level dBuV | Correct Factor dB | Measure- ment dBuV/m | Limit dBuV/m | Over dB | Detector | Comment |
|-----|-----|--------------|--------------------------|-------------------------|----------------------------|-----------------|------------|----------|---------|
| 1 | | 4923.170 | 43.48 | 7.81 | 51.29 | 74.00 | -22.71 | peak | |
| 2 | | 4923.170 | 31.01 | 7.81 | 38.82 | 54.00 | -15.18 | AVG | |
| 3 | | 7386.325 | 44.26 | 15.10 | 59.36 | 74.00 | -14.64 | peak | |
| 4 | * | 7386.325 | 31.49 | 15.10 | 46.59 | 54.00 | -7.41 | AVG | |



| | | | |
|--------------|-----------------------------|-------------------|---------------------|
| EUT | Unified Wired-WLAN Walljack | Model Name | BJNGA-FB0003;JG971A |
| Temperature | 26°C | Relative Humidity | 60% |
| Test Voltage | DC 48V | | |
| Test Mode | IEEE 802.11g/2462 MHz | | |

Polarization: Horizontal

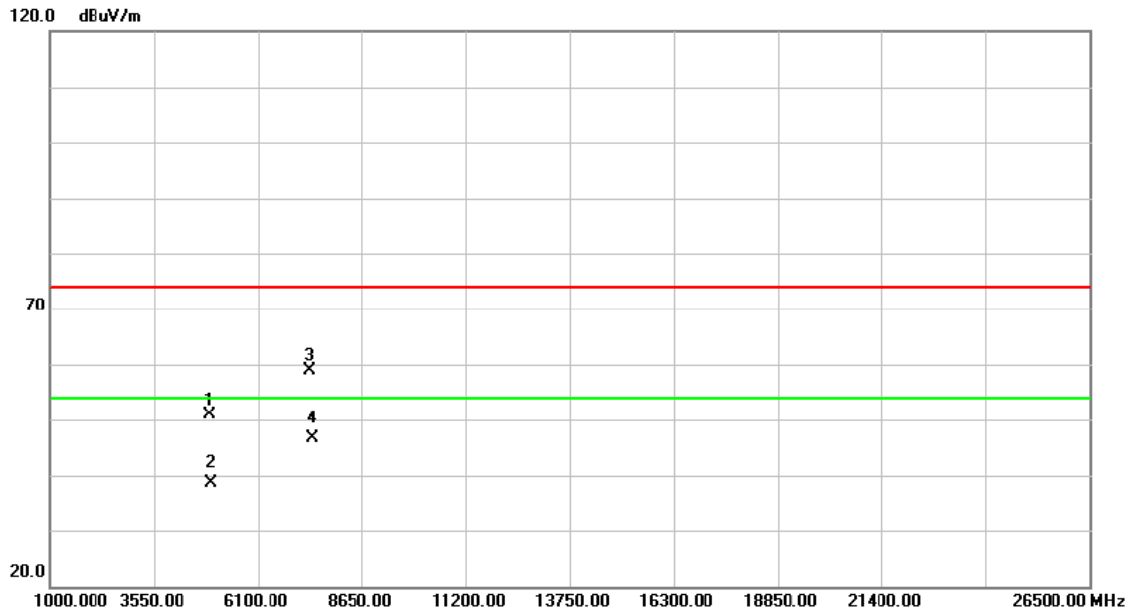


| No. | Mk. | Freq. MHz | Reading Level dBuV | Correct Factor dB | Measure- ment dBuV/m | Limit dBuV/m | Over dB | Detector | Comment |
|-----|-----|--------------|--------------------------|-------------------------|----------------------------|-----------------|------------|----------|---------|
| 1 | X | 2457.000 | 74.34 | 31.67 | 106.01 | 74.00 | 32.01 | peak | |
| 2 | * | 2457.000 | 65.51 | 31.67 | 97.18 | 54.00 | 43.18 | AVG | |
| 3 | | 2483.500 | 41.79 | 31.79 | 73.58 | 74.00 | -0.42 | peak | |
| 4 | | 2483.500 | 21.09 | 31.79 | 52.88 | 54.00 | -1.12 | AVG | |



| | | | |
|--------------|-----------------------------|-------------------|---------------------|
| EUT | Unified Wired-WLAN Walljack | Model Name | BJNGA-FB0003;JG971A |
| Temperature | 26°C | Relative Humidity | 60% |
| Test Voltage | DC 48V | | |
| Test Mode | IEEE 802.11g/2462 MHz | | |

Polarization: Horizontal

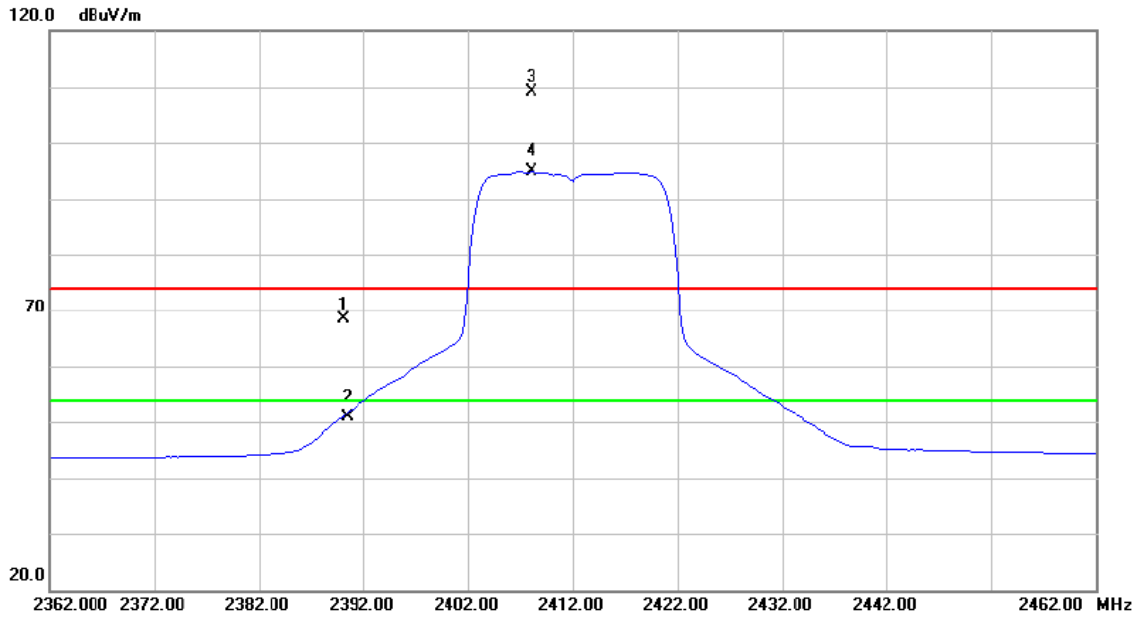


| No. | Mk. | Freq. MHz | Reading Level dBuV | Correct Factor dB | Measure- ment dBuV/m | Limit dBuV/m | Over dB | Detector | Comment |
|-----|-----|--------------|--------------------------|-------------------------|----------------------------|-----------------|------------|----------|---------|
| 1 | | 4923.260 | 43.07 | 7.81 | 50.88 | 74.00 | -23.12 | peak | |
| 2 | | 4923.260 | 30.74 | 7.81 | 38.55 | 54.00 | -15.45 | AVG | |
| 3 | | 7385.655 | 43.73 | 15.10 | 58.83 | 74.00 | -15.17 | peak | |
| 4 | * | 7385.655 | 31.43 | 15.10 | 46.53 | 54.00 | -7.47 | AVG | |



| | | | |
|--------------|--------------------------------|-------------------|---------------------|
| EUT | Unified Wired-WLAN Walljack | Model Name | BJNGA-FB0003;JG971A |
| Temperature | 26°C | Relative Humidity | 60% |
| Test Voltage | DC 48V | | |
| Test Mode | IEEE 802.11n (20 MHz)/2412 MHz | | |

Polarization: Vertical

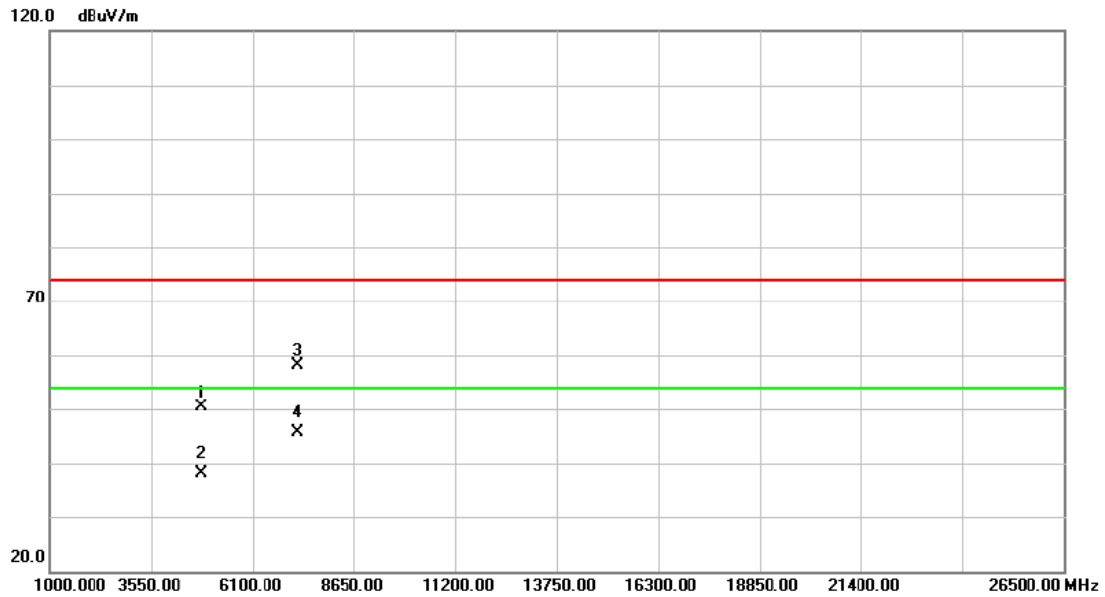


| No. | Mk. | Freq. MHz | Reading Level dBuV | Correct Factor dB | Measure- ment dBuV/m | Limit dBuV/m | Over dB | Detector | Comment |
|-----|-----|--------------|--------------------------|-------------------------|----------------------------|-----------------|------------|----------|---------|
| 1 | | 2390.000 | 37.03 | 31.40 | 68.43 | 74.00 | -5.57 | peak | |
| 2 | | 2390.000 | 19.59 | 31.40 | 50.99 | 54.00 | -3.01 | AVG | |
| 3 | X | 2408.000 | 77.65 | 31.47 | 109.12 | 74.00 | 35.12 | peak | |
| 4 | * | 2408.000 | 63.29 | 31.47 | 94.76 | 54.00 | 40.76 | AVG | |



| | | | |
|--------------|--------------------------------|-------------------|---------------------|
| EUT | Unified Wired-WLAN Walljack | Model Name | BJNGA-FB0003;JG971A |
| Temperature | 26°C | Relative Humidity | 60% |
| Test Voltage | DC 48V | | |
| Test Mode | IEEE 802.11n (20 MHz)/2412 MHz | | |

Polarization: Vertical

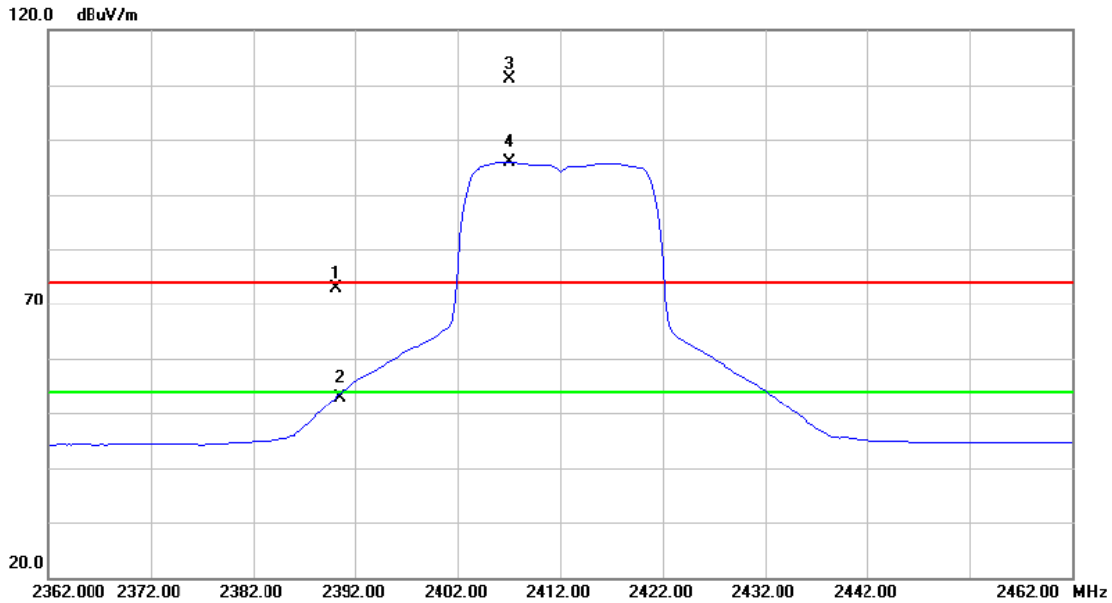


| No. | Mk. | Freq. MHz | Reading Level dBuV | Correct Factor dB | Measure- ment dBuV/m | Limit dBuV/m | Over dB | Detector | Comment |
|-----|-----|--------------|--------------------------|-------------------------|----------------------------|-----------------|------------|----------|---------|
| 1 | | 4824.425 | 43.02 | 7.48 | 50.50 | 74.00 | -23.50 | peak | |
| 2 | | 4824.425 | 30.67 | 7.48 | 38.15 | 54.00 | -15.85 | AVG | |
| 3 | | 7236.805 | 43.67 | 14.50 | 58.17 | 74.00 | -15.83 | peak | |
| 4 | * | 7236.805 | 31.23 | 14.50 | 45.73 | 54.00 | -8.27 | AVG | |



| | | | |
|--------------|--------------------------------|-------------------|---------------------|
| EUT | Unified Wired-WLAN Walljack | Model Name | BJNGA-FB0003;JG971A |
| Temperature | 26°C | Relative Humidity | 60% |
| Test Voltage | DC 48V | | |
| Test Mode | IEEE 802.11n (20 MHz)/2412 MHz | | |

Polarization: Horizontal

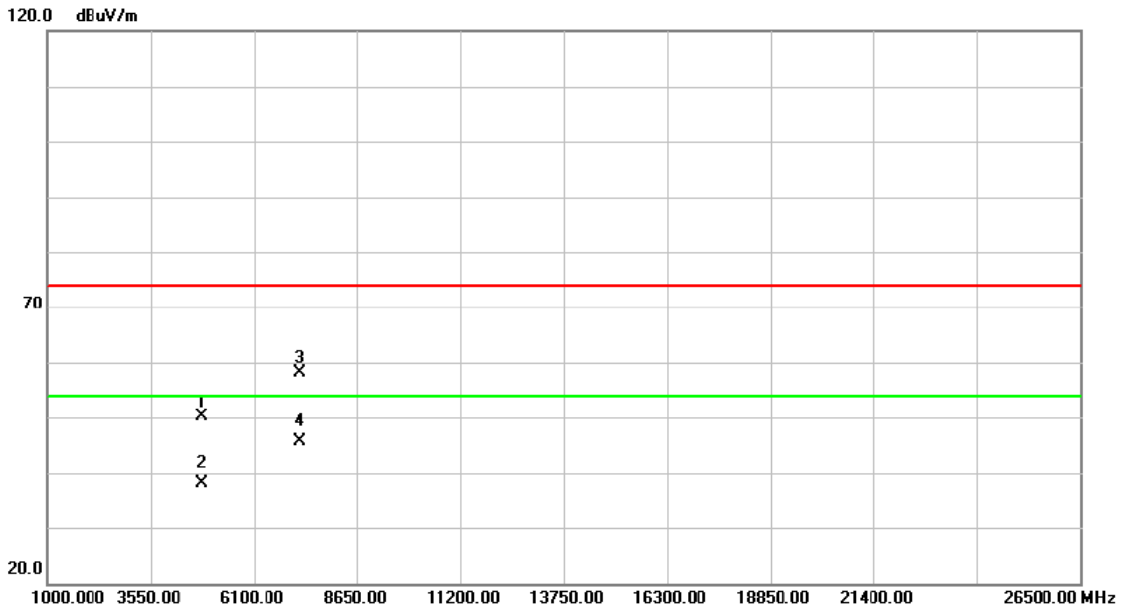


| No. | Mk. | Freq. MHz | Reading Level dBuV | Correct Factor dB | Measure- ment dBuV/m | Limit dBuV/m | Over dB | Detector | Comment |
|-----|-----|--------------|--------------------------|-------------------------|----------------------------|-----------------|------------|----------|---------|
| 1 | | 2390.000 | 41.49 | 31.40 | 72.89 | 74.00 | -1.11 | peak | |
| 2 | | 2390.000 | 21.53 | 31.40 | 52.93 | 54.00 | -1.07 | AVG | |
| 3 | X | 2407.000 | 79.57 | 31.46 | 111.03 | 74.00 | 37.03 | peak | |
| 4 | * | 2407.000 | 64.47 | 31.46 | 95.93 | 54.00 | 41.93 | AVG | |



| | | | |
|--------------|--------------------------------|-------------------|---------------------|
| EUT | Unified Wired-WLAN Walljack | Model Name | BJNGA-FB0003;JG971A |
| Temperature | 26°C | Relative Humidity | 60% |
| Test Voltage | DC 48V | | |
| Test Mode | IEEE 802.11n (20 MHz)/2412 MHz | | |

Polarization: Horizontal

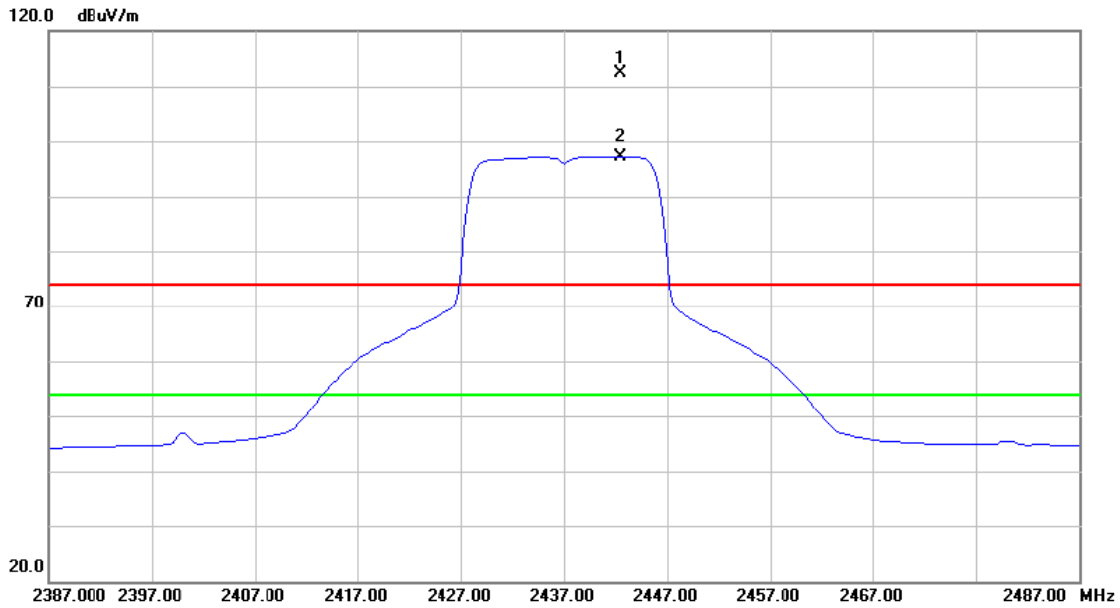


| No. | Mk. | Freq. MHz | Reading Level dBuV | Correct Factor dB | Measure- ment dBuV/m | Limit dBuV/m | Over dB | Detector | Comment |
|-----|-----|--------------|--------------------------|-------------------------|----------------------------|-----------------|------------|----------|---------|
| 1 | | 4823.845 | 42.72 | 7.48 | 50.20 | 74.00 | -23.80 | peak | |
| 2 | | 4823.845 | 30.66 | 7.48 | 38.14 | 54.00 | -15.86 | AVG | |
| 3 | | 7236.850 | 43.54 | 14.50 | 58.04 | 74.00 | -15.96 | peak | |
| 4 | * | 7236.850 | 31.17 | 14.50 | 45.67 | 54.00 | -8.33 | AVG | |



| | | | |
|--------------|--------------------------------|-------------------|---------------------|
| EUT | Unified Wired-WLAN Walljack | Model Name | BJNGA-FB0003;JG971A |
| Temperature | 26°C | Relative Humidity | 60% |
| Test Voltage | DC 48V | | |
| Test Mode | IEEE 802.11n (20 MHz)/2437 MHz | | |

Polarization: Vertical

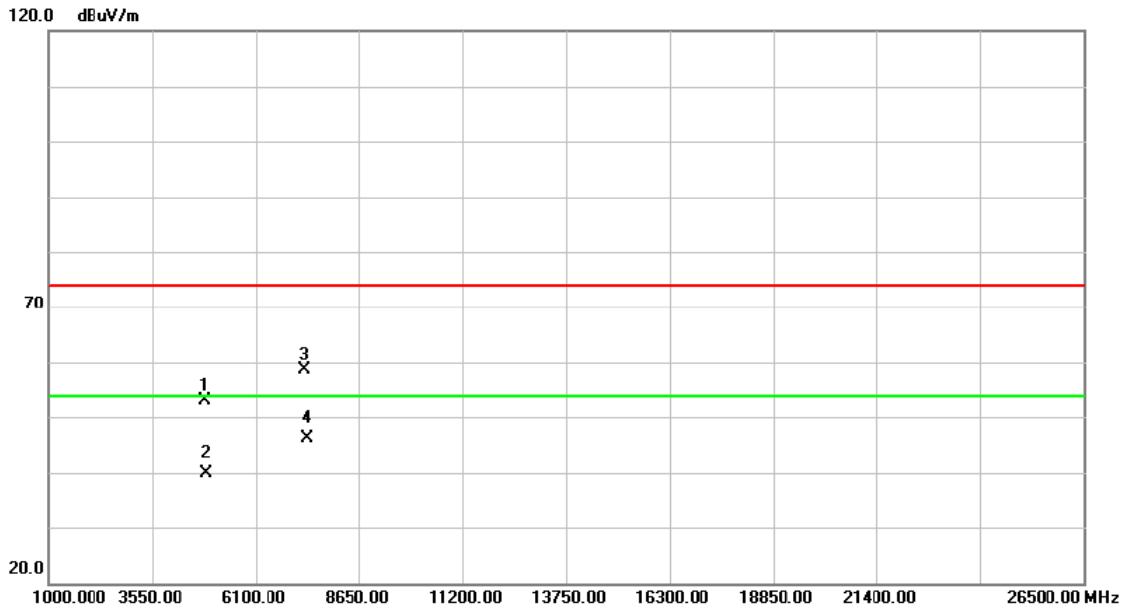


| No. | Mk. | Freq. MHz | Reading Level dBuV | Correct Factor dB | Measure- ment dBuV/m | Limit dBuV/m | Over dB | Detector | Comment |
|-----|-----|--------------|--------------------------|-------------------------|----------------------------|-----------------|------------|----------|---------|
| 1 | X | 2442.500 | 80.78 | 31.61 | 112.39 | 74.00 | 38.39 | peak | |
| 2 | * | 2442.500 | 65.60 | 31.61 | 97.21 | 54.00 | 43.21 | AVG | |



| | | | |
|--------------|--------------------------------|-------------------|---------------------|
| EUT | Unified Wired-WLAN Walljack | Model Name | BJNGA-FB0003;JG971A |
| Temperature | 26°C | Relative Humidity | 60% |
| Test Voltage | DC 48V | | |
| Test Mode | IEEE 802.11n (20 MHz)/2437 MHz | | |

Polarization: Vertical

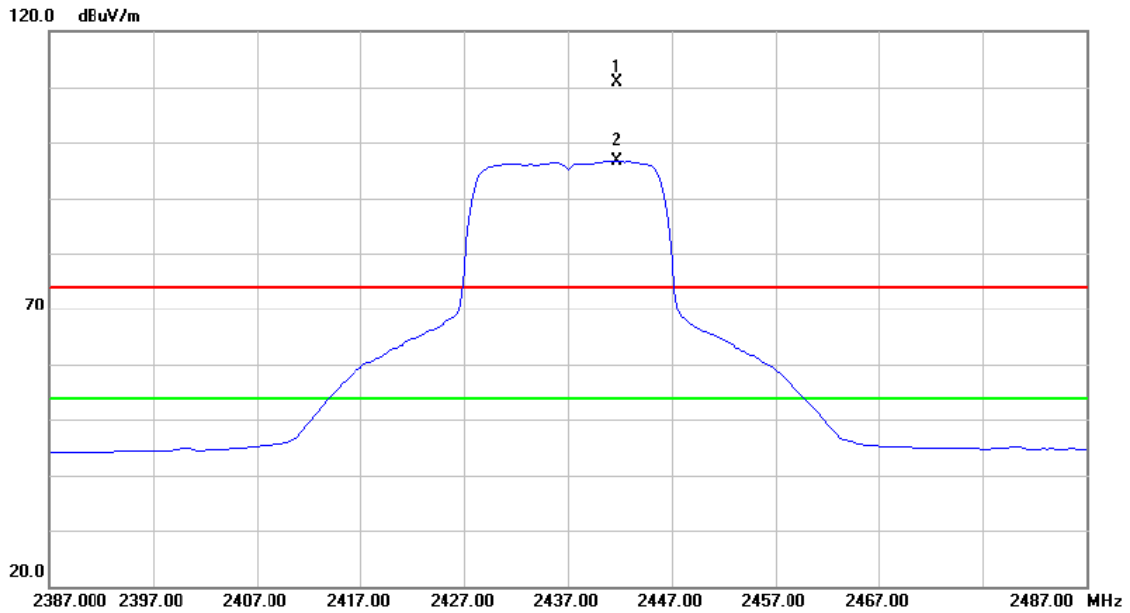


| No. | Mk. | Freq. MHz | Reading Level dBuV | Correct Factor dB | Measure- ment dBuV/m | Limit dBuV/m | Over dB | Detector | Comment |
|-----|-----|--------------|--------------------------|-------------------------|----------------------------|-----------------|------------|----------|---------|
| 1 | | 4873.030 | 45.38 | 7.64 | 53.02 | 74.00 | -20.98 | peak | |
| 2 | | 4873.030 | 32.30 | 7.64 | 39.94 | 54.00 | -14.06 | AVG | |
| 3 | | 7311.700 | 43.71 | 14.81 | 58.52 | 74.00 | -15.48 | peak | |
| 4 | * | 7311.700 | 31.32 | 14.81 | 46.13 | 54.00 | -7.87 | AVG | |



| | | | |
|--------------|--------------------------------|-------------------|---------------------|
| EUT | Unified Wired-WLAN Walljack | Model Name | BJNGA-FB0003;JG971A |
| Temperature | 26°C | Relative Humidity | 60% |
| Test Voltage | DC 48V | | |
| Test Mode | IEEE 802.11n (20 MHz)/2437 MHz | | |

Polarization: Horizontal

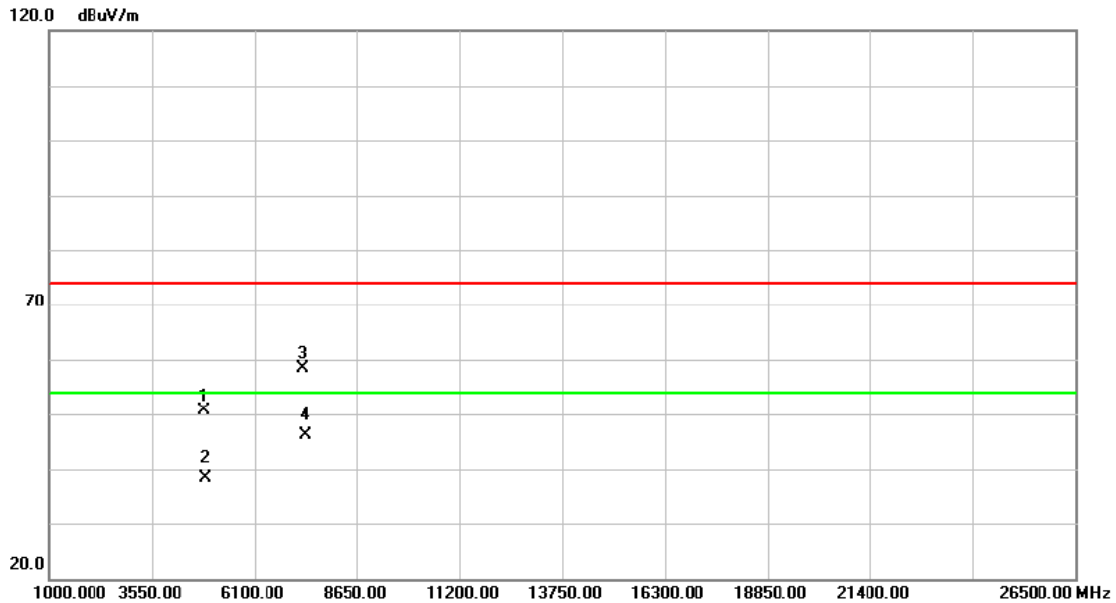


| No. | Mk. | Freq. MHz | Reading Level dBuV | Correct Factor dB | Measure- ment dBuV/m | Limit dBuV/m | Over dB | Detector | Comment |
|-----|-----|--------------|--------------------------|-------------------------|----------------------------|-----------------|------------|----------|---------|
| 1 | X | 2441.750 | 79.26 | 31.61 | 110.87 | 74.00 | 36.87 | peak | |
| 2 | * | 2441.750 | 64.96 | 31.61 | 96.57 | 54.00 | 42.57 | AVG | |



| | | | |
|--------------|--------------------------------|-------------------|---------------------|
| EUT | Unified Wired-WLAN Walljack | Model Name | BJNGA-FB0003;JG971A |
| Temperature | 26°C | Relative Humidity | 60% |
| Test Voltage | DC 48V | | |
| Test Mode | IEEE 802.11n (20 MHz)/2437 MHz | | |

Polarization: Horizontal

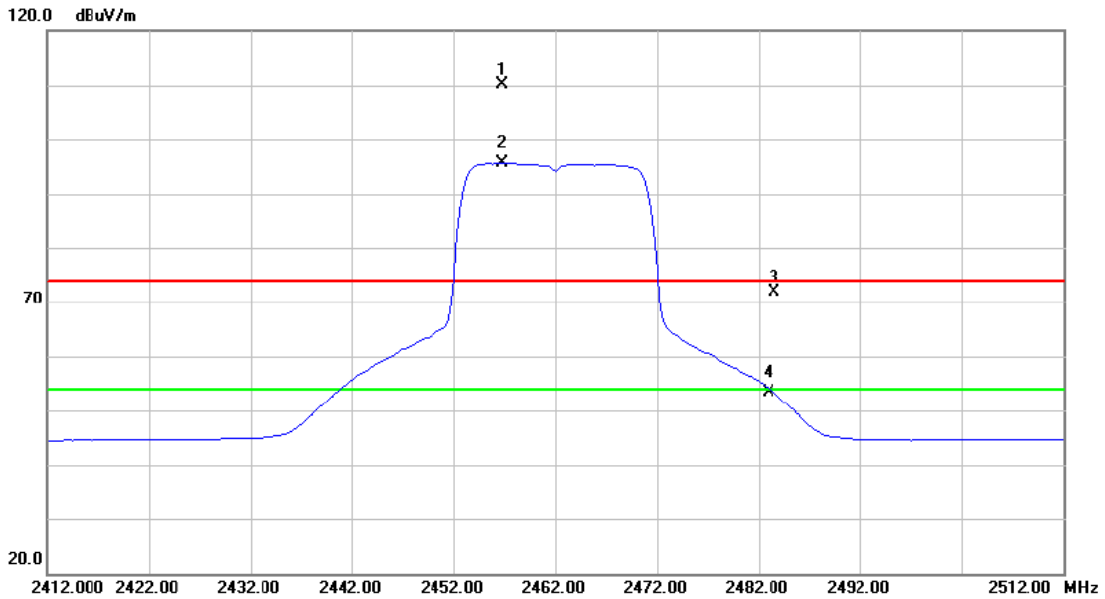


| No. Mk. | Freq. MHz | Reading Level dBuV | Correct Factor dB | Measurement dBuV/m | Limit dBuV/m | Over dB | Detector | Comment |
|---------|-----------|--------------------|-------------------|--------------------|--------------|---------|----------|---------|
| 1 | 4873.410 | 42.98 | 7.64 | 50.62 | 74.00 | -23.38 | peak | |
| 2 | 4873.410 | 30.80 | 7.64 | 38.44 | 54.00 | -15.56 | AVG | |
| 3 | 7311.965 | 43.58 | 14.81 | 58.39 | 74.00 | -15.61 | peak | |
| 4 * | 7311.965 | 31.25 | 14.81 | 46.06 | 54.00 | -7.94 | AVG | |



| | | | |
|--------------|--------------------------------|-------------------|---------------------|
| EUT | Unified Wired-WLAN Walljack | Model Name | BJNGA-FB0003;JG971A |
| Temperature | 26°C | Relative Humidity | 60% |
| Test Voltage | DC 48V | | |
| Test Mode | IEEE 802.11n (20 MHz)/2462 MHz | | |

Polarization: Vertical

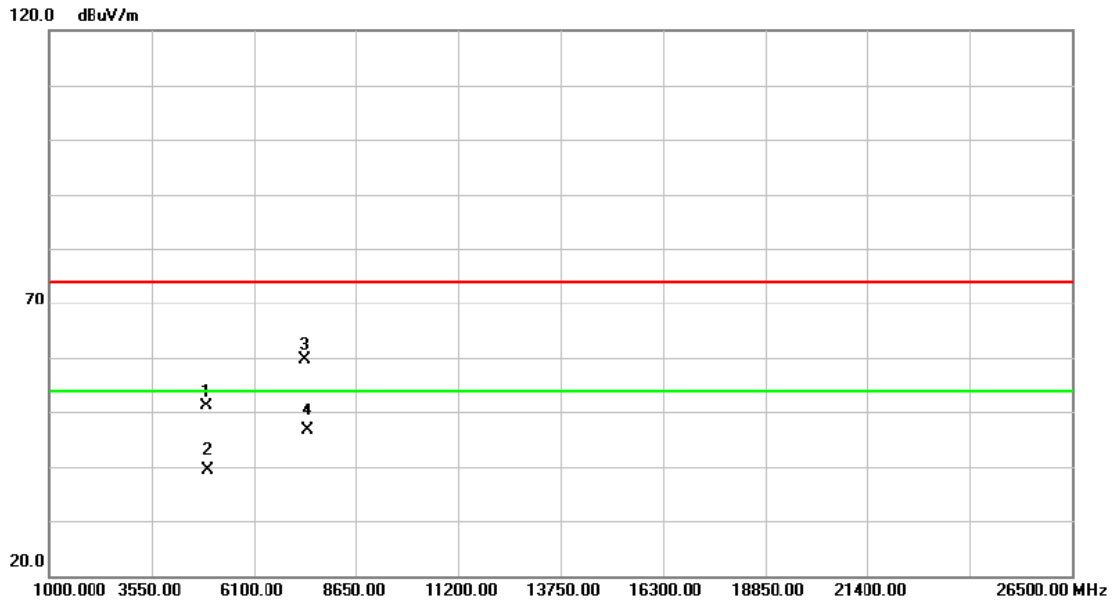


| No. | Mk. | Freq. MHz | Reading Level dBuV | Correct Factor dB | Measure- ment dBuV/m | Limit dBuV/m | Over dB | Detector | Comment |
|-----|-----|--------------|--------------------------|-------------------------|----------------------------|-----------------|------------|----------|---------|
| 1 | X | 2456.750 | 78.58 | 31.67 | 110.25 | 74.00 | 36.25 | peak | |
| 2 | * | 2456.750 | 63.96 | 31.67 | 95.63 | 54.00 | 41.63 | AVG | |
| 3 | | 2483.500 | 40.15 | 31.79 | 71.94 | 74.00 | -2.06 | peak | |
| 4 | | 2483.500 | 21.54 | 31.79 | 53.33 | 54.00 | -0.67 | AVG | |



| | | | |
|--------------|--------------------------------|-------------------|---------------------|
| EUT | Unified Wired-WLAN Walljack | Model Name | BJNGA-FB0003;JG971A |
| Temperature | 26°C | Relative Humidity | 60% |
| Test Voltage | DC 48V | | |
| Test Mode | IEEE 802.11n (20 MHz)/2462 MHz | | |

Polarization: Vertical

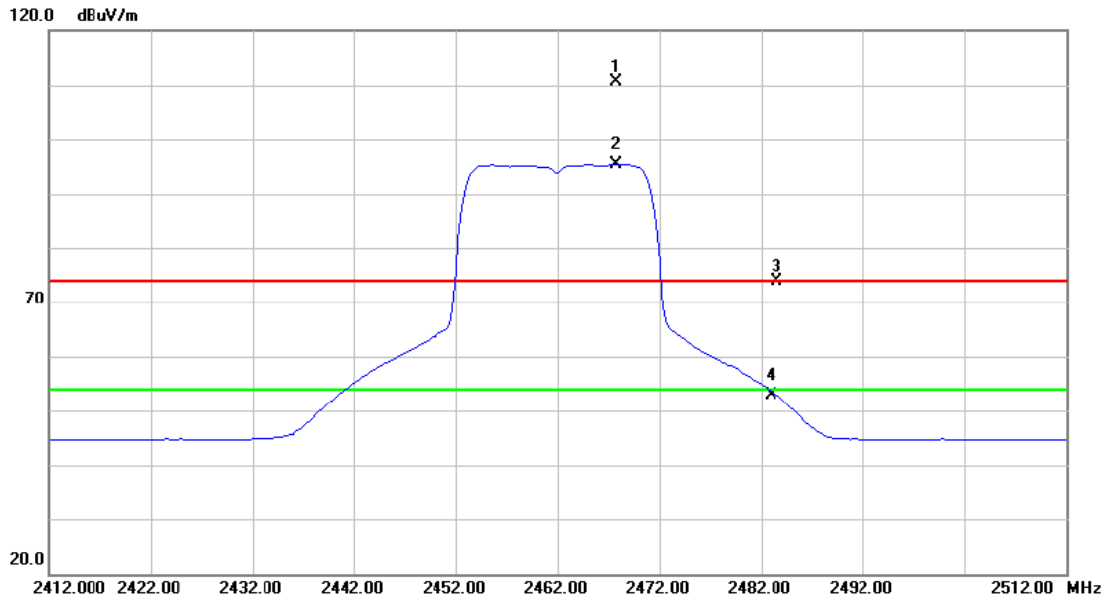


| No. Mk. | Freq. MHz | Reading Level dBuV | Correct Factor dB | Measurement dBuV/m | Limit dBuV/m | Over dB | Detector | Comment |
|---------|-----------|--------------------|-------------------|--------------------|--------------|---------|----------|---------|
| 1 | 4923.275 | 43.37 | 7.81 | 51.18 | 74.00 | -22.82 | peak | |
| 2 | 4923.275 | 31.58 | 7.81 | 39.39 | 54.00 | -14.61 | AVG | |
| 3 | 7387.000 | 44.48 | 15.10 | 59.58 | 74.00 | -14.42 | peak | |
| 4 * | 7387.000 | 31.54 | 15.10 | 46.64 | 54.00 | -7.36 | AVG | |



| | | | |
|--------------|--------------------------------|-------------------|---------------------|
| EUT | Unified Wired-WLAN Walljack | Model Name | BJNGA-FB0003;JG971A |
| Temperature | 26°C | Relative Humidity | 60% |
| Test Voltage | DC 48V | | |
| Test Mode | IEEE 802.11n (20 MHz)/2462 MHz | | |

Polarization: Horizontal

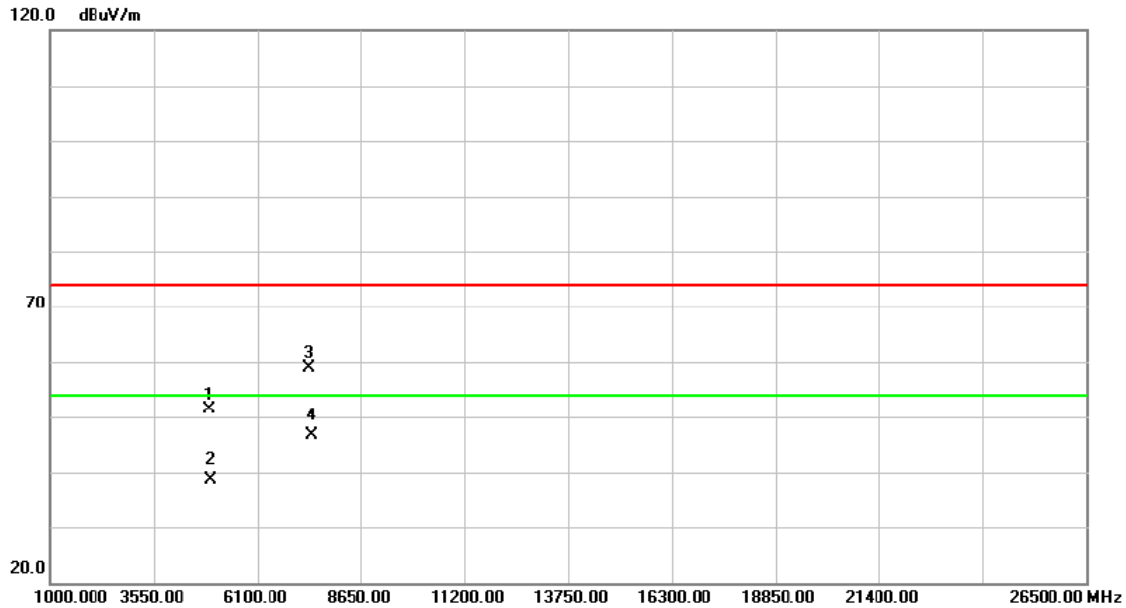


| No. | Mk. | Freq. MHz | Reading Level dBuV | Correct Factor dB | Measure- ment dBuV/m | Limit dBuV/m | Over dB | Detector | Comment |
|-----|-----|--------------|--------------------------|-------------------------|----------------------------|-----------------|------------|----------|---------|
| 1 | X | 2467.750 | 78.88 | 31.72 | 110.60 | 74.00 | 36.60 | peak | |
| 2 | * | 2467.750 | 63.66 | 31.72 | 95.38 | 54.00 | 41.38 | AVG | |
| 3 | | 2483.500 | 42.08 | 31.79 | 73.87 | 74.00 | -0.13 | peak | |
| 4 | | 2483.500 | 21.11 | 31.79 | 52.90 | 54.00 | -1.10 | AVG | |



| | | | |
|--------------|--------------------------------|-------------------|---------------------|
| EUT | Unified Wired-WLAN Walljack | Model Name | BJNGA-FB0003;JG971A |
| Temperature | 26°C | Relative Humidity | 60% |
| Test Voltage | DC 48V | | |
| Test Mode | IEEE 802.11n (20 MHz)/2462 MHz | | |

Polarization: Horizontal

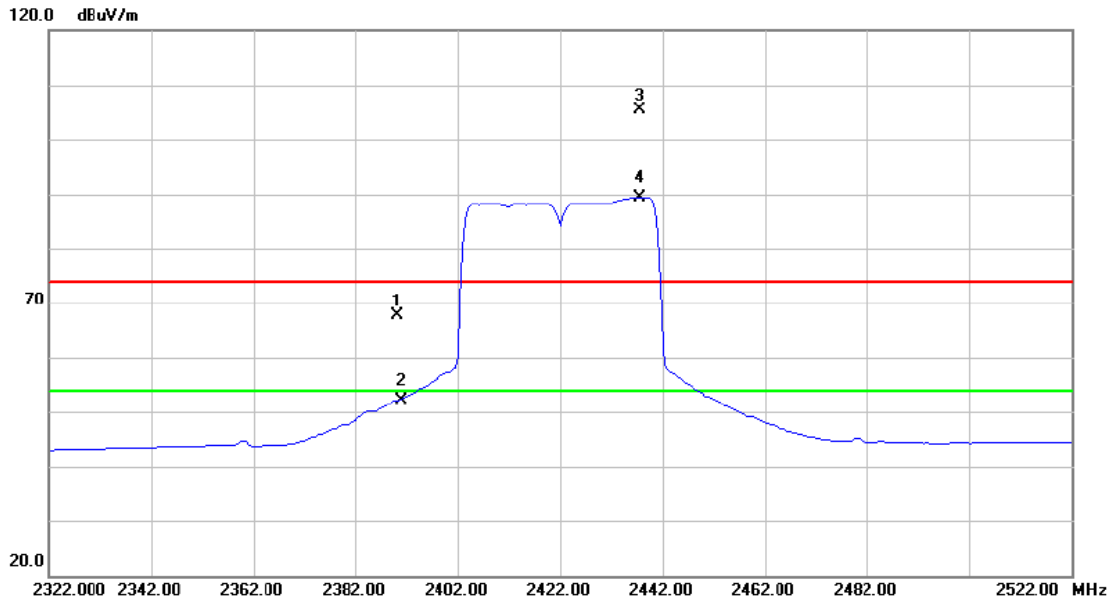


| No. | Mk. | Freq. MHz | Reading Level dBuV | Correct Factor dB | Measure- ment dBuV/m | Limit dBuV/m | Over dB | Detector | Comment |
|-----|-----|--------------|--------------------------|-------------------------|----------------------------|-----------------|------------|----------|---------|
| 1 | | 4923.260 | 43.48 | 7.81 | 51.29 | 74.00 | -22.71 | peak | |
| 2 | | 4923.260 | 30.91 | 7.81 | 38.72 | 54.00 | -15.28 | AVG | |
| 3 | | 7385.885 | 43.78 | 15.10 | 58.88 | 74.00 | -15.12 | peak | |
| 4 | * | 7385.885 | 31.49 | 15.10 | 46.59 | 54.00 | -7.41 | AVG | |



| | | | |
|--------------|--------------------------------|-------------------|---------------------|
| EUT | Unified Wired-WLAN Walljack | Model Name | BJNGA-FB0003;JG971A |
| Temperature | 26°C | Relative Humidity | 60% |
| Test Voltage | DC 48V | | |
| Test Mode | IEEE 802.11n (40 MHz)/2422 MHz | | |

Polarization: Vertical

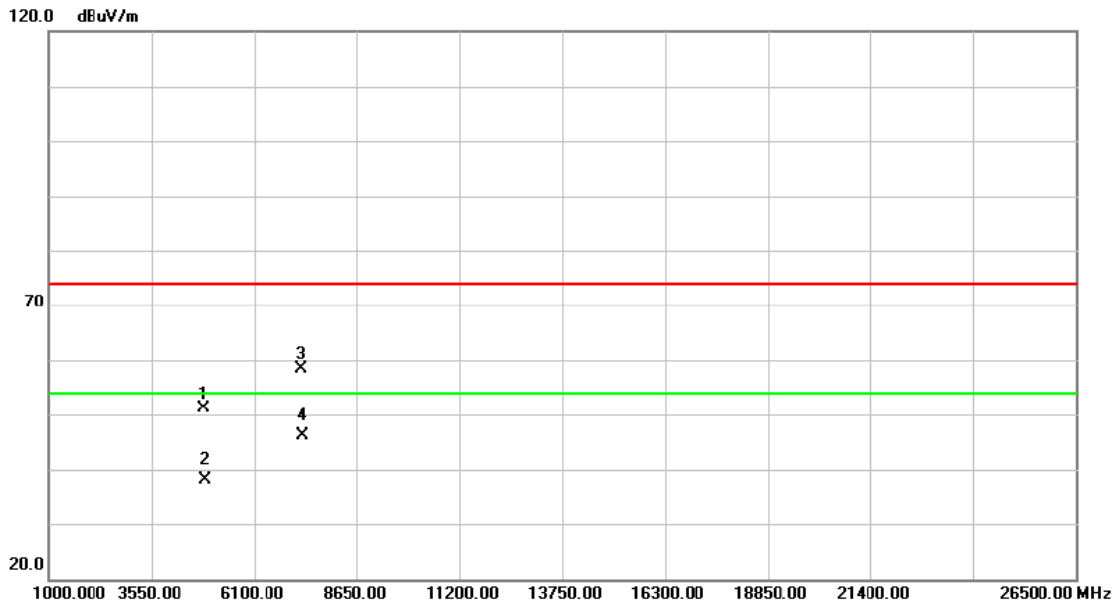


| No. | Mk. | Freq. MHz | Reading Level dBuV | Correct Factor dB | Measure- ment dBuV/m | Limit dBuV/m | Over dB | Detector | Comment |
|-----|-----|--------------|--------------------------|-------------------------|----------------------------|-----------------|------------|----------|---------|
| 1 | | 2390.000 | 36.12 | 31.40 | 67.52 | 74.00 | -6.48 | peak | |
| 2 | | 2390.000 | 20.74 | 31.40 | 52.14 | 54.00 | -1.86 | AVG | |
| 3 | X | 2437.500 | 73.90 | 31.60 | 105.50 | 74.00 | 31.50 | peak | |
| 4 | * | 2437.500 | 57.89 | 31.60 | 89.49 | 54.00 | 35.49 | AVG | |



| | | | |
|--------------|--------------------------------|-------------------|---------------------|
| EUT | Unified Wired-WLAN Walljack | Model Name | BJNGA-FB0003;JG971A |
| Temperature | 26°C | Relative Humidity | 60% |
| Test Voltage | DC 48V | | |
| Test Mode | IEEE 802.11n (40 MHz)/2422 MHz | | |

Polarization: Vertical

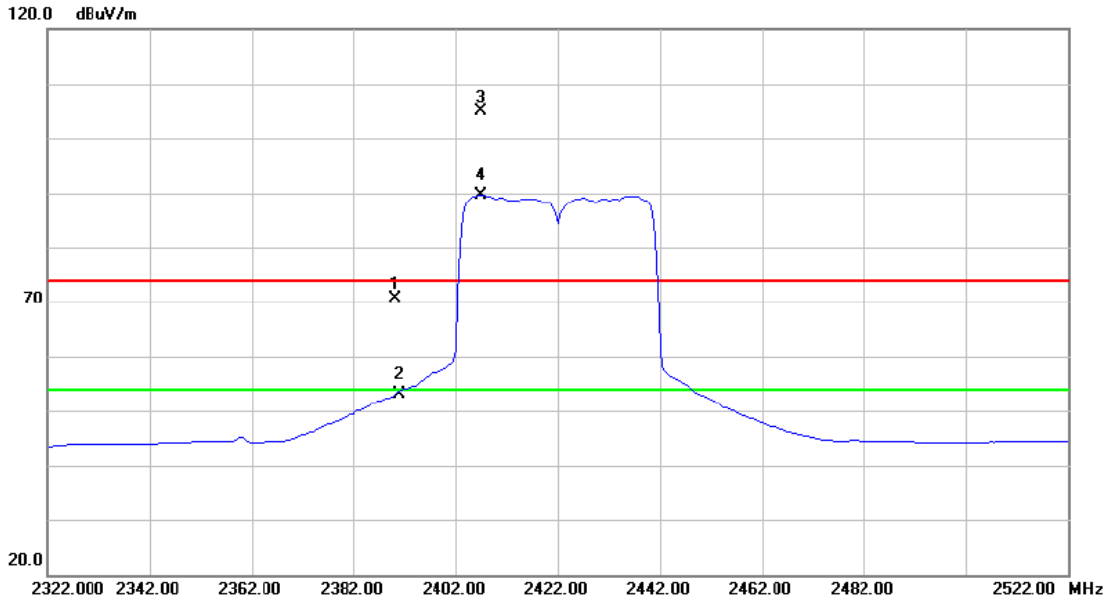


| No. | Mk. | Freq. MHz | Reading Level dBuV | Correct Factor dB | Measure- ment dBuV/m | Limit dBuV/m | Over dB | Detector | Comment |
|-----|-----|--------------|--------------------------|-------------------------|----------------------------|-----------------|------------|----------|---------|
| 1 | | 4843.785 | 43.55 | 7.54 | 51.09 | 74.00 | -22.91 | peak | |
| 2 | | 4843.785 | 30.58 | 7.54 | 38.12 | 54.00 | -15.88 | AVG | |
| 3 | | 7266.270 | 43.72 | 14.63 | 58.35 | 74.00 | -15.65 | peak | |
| 4 | * | 7266.270 | 31.42 | 14.63 | 46.05 | 54.00 | -7.95 | AVG | |



| | | | |
|--------------|--------------------------------|-------------------|---------------------|
| EUT | Unified Wired-WLAN Walljack | Model Name | BJNGA-FB0003;JG971A |
| Temperature | 26°C | Relative Humidity | 60% |
| Test Voltage | DC 48V | | |
| Test Mode | IEEE 802.11n (40 MHz)/2422 MHz | | |

Polarization: Horizontal

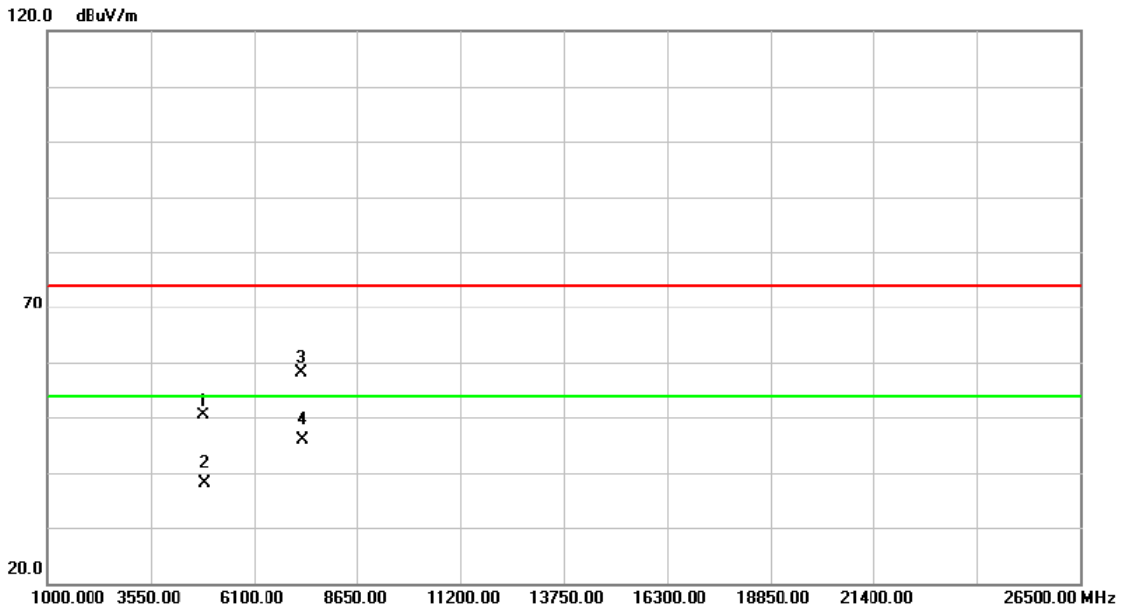


| No. | Mk. | Freq. MHz | Reading Level dBuV | Correct Factor dB | Measure- ment dBuV/m | Limit dBuV/m | Over dB | Detector | Comment |
|-----|-----|--------------|--------------------------|-------------------------|----------------------------|-----------------|------------|----------|---------|
| 1 | | 2390.000 | 39.24 | 31.40 | 70.64 | 74.00 | -3.36 | peak | |
| 2 | | 2390.000 | 21.63 | 31.40 | 53.03 | 54.00 | -0.97 | AVG | |
| 3 | X | 2407.000 | 73.46 | 31.46 | 104.92 | 74.00 | 30.92 | peak | |
| 4 | * | 2407.000 | 58.20 | 31.46 | 89.66 | 54.00 | 35.66 | AVG | |



| | | | |
|--------------|--------------------------------|-------------------|---------------------|
| EUT | Unified Wired-WLAN Walljack | Model Name | BJNGA-FB0003;JG971A |
| Temperature | 26°C | Relative Humidity | 60% |
| Test Voltage | DC 48V | | |
| Test Mode | IEEE 802.11n (40 MHz)/2422 MHz | | |

Polarization: Horizontal

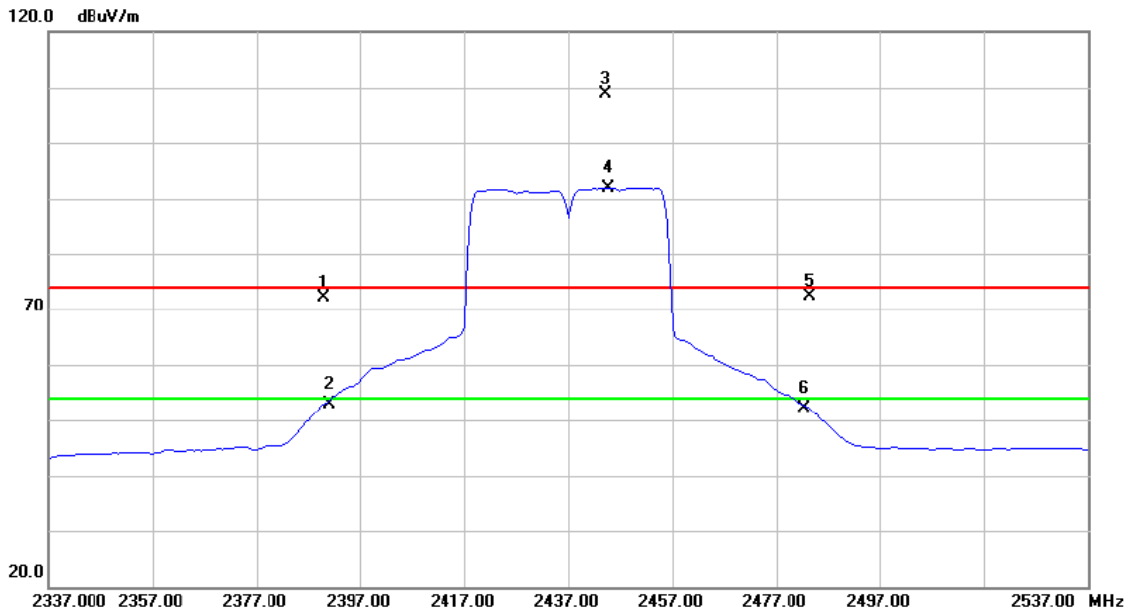


| No. | Mk. | Freq. MHz | Reading Level dBuV | Correct Factor dB | Measure- ment dBuV/m | Limit dBuV/m | Over dB | Detector | Comment |
|-----|-----|--------------|--------------------------|-------------------------|----------------------------|-----------------|------------|----------|---------|
| 1 | | 4843.015 | 42.80 | 7.54 | 50.34 | 74.00 | -23.66 | peak | |
| 2 | | 4843.015 | 30.58 | 7.54 | 38.12 | 54.00 | -15.88 | AVG | |
| 3 | | 7265.390 | 43.63 | 14.62 | 58.25 | 74.00 | -15.75 | peak | |
| 4 | * | 7265.390 | 31.38 | 14.62 | 46.00 | 54.00 | -8.00 | AVG | |



| | | | |
|--------------|--------------------------------|-------------------|---------------------|
| EUT | Unified Wired-WLAN Walljack | Model Name | BJNGA-FB0003;JG971A |
| Temperature | 26°C | Relative Humidity | 60% |
| Test Voltage | DC 48V | | |
| Test Mode | IEEE 802.11n (40 MHz)/2437 MHz | | |

Polarization: Vertical

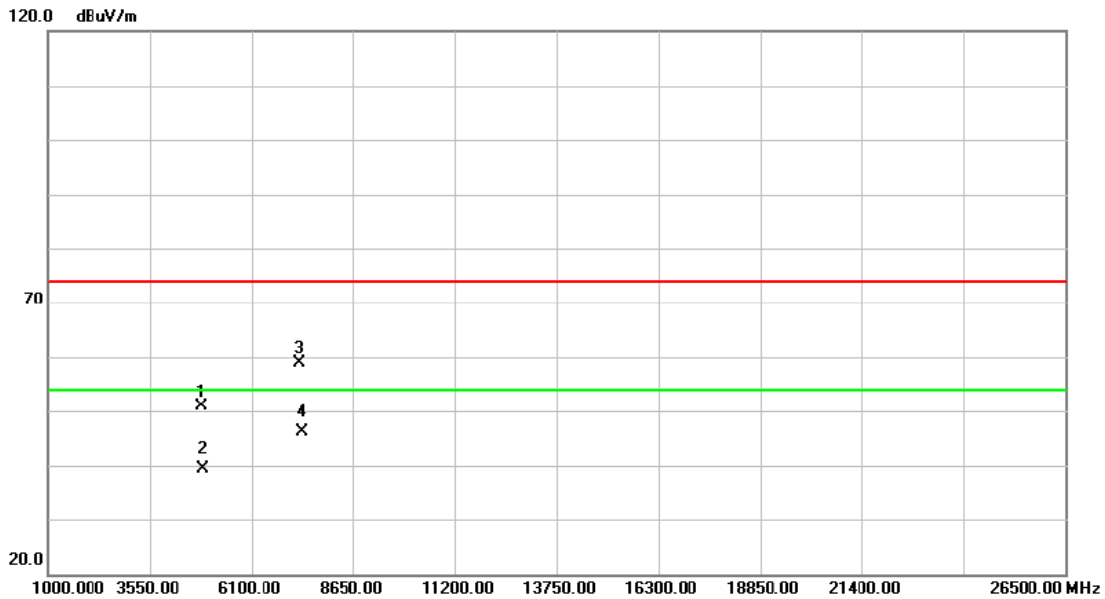


| No. | Mk. | Freq. MHz | Reading Level dBuV | Correct Factor dB | Measure- ment dBuV/m | Limit dBuV/m | Over dB | Detector | Comment |
|-----|-----|--------------|--------------------------|-------------------------|----------------------------|-----------------|------------|----------|---------|
| 1 | | 2390.000 | 40.79 | 31.40 | 72.19 | 74.00 | -1.81 | peak | |
| 2 | | 2390.000 | 21.45 | 31.40 | 52.85 | 54.00 | -1.15 | AVG | |
| 3 | X | 2444.000 | 77.37 | 31.62 | 108.99 | 74.00 | 34.99 | peak | |
| 4 | * | 2444.000 | 60.33 | 31.62 | 91.95 | 54.00 | 37.95 | AVG | |
| 5 | | 2483.500 | 40.48 | 31.79 | 72.27 | 74.00 | -1.73 | peak | |
| 6 | | 2483.500 | 20.24 | 31.79 | 52.03 | 54.00 | -1.97 | AVG | |



| | | | |
|--------------|--------------------------------|-------------------|---------------------|
| EUT | Unified Wired-WLAN Walljack | Model Name | BJNGA-FB0003;JG971A |
| Temperature | 26°C | Relative Humidity | 60% |
| Test Voltage | DC 48V | | |
| Test Mode | IEEE 802.11n (40 MHz)/2437 MHz | | |

Polarization: Vertical

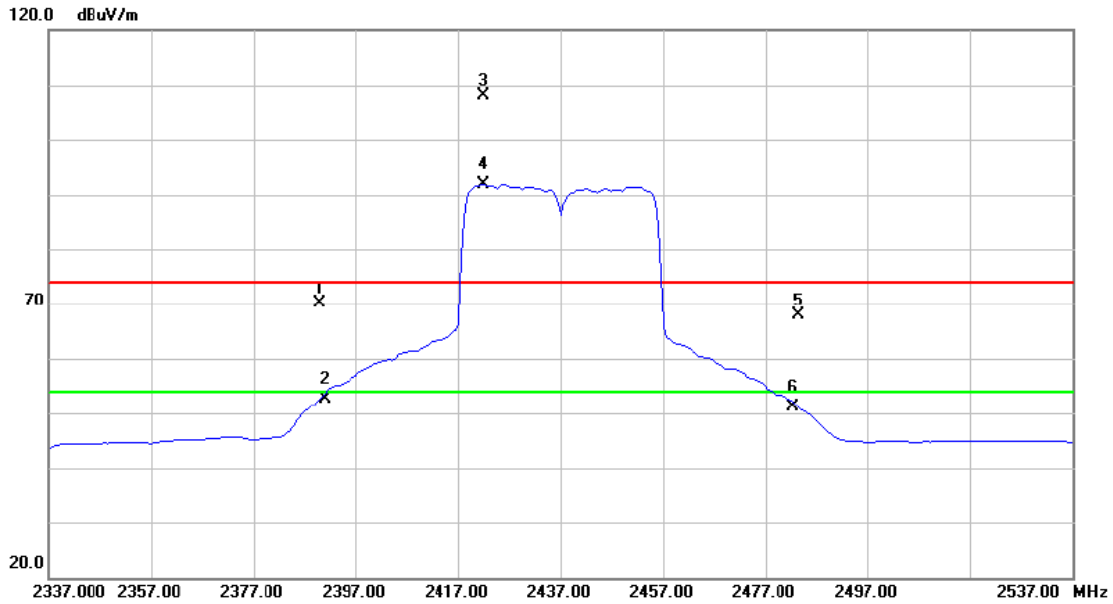


| No. Mk. | Freq. MHz | Reading Level dBuV | Correct Factor dB | Measurement dBuV/m | Limit dBuV/m | Over dB | Detector | Comment |
|---------|-----------|--------------------|-------------------|--------------------|--------------|---------|----------|---------|
| 1 | 4873.020 | 43.26 | 7.64 | 50.90 | 74.00 | -23.10 | peak | |
| 2 | 4873.020 | 31.82 | 7.64 | 39.46 | 54.00 | -14.54 | AVG | |
| 3 | 7311.975 | 43.95 | 14.81 | 58.76 | 74.00 | -15.24 | peak | |
| 4 * | 7311.975 | 31.35 | 14.81 | 46.16 | 54.00 | -7.84 | AVG | |



| | | | |
|--------------|--------------------------------|-------------------|---------------------|
| EUT | Unified Wired-WLAN Walljack | Model Name | BJNGA-FB0003;JG971A |
| Temperature | 26°C | Relative Humidity | 60% |
| Test Voltage | DC 48V | | |
| Test Mode | IEEE 802.11n (40 MHz)/2437 MHz | | |

Polarization: Horizontal

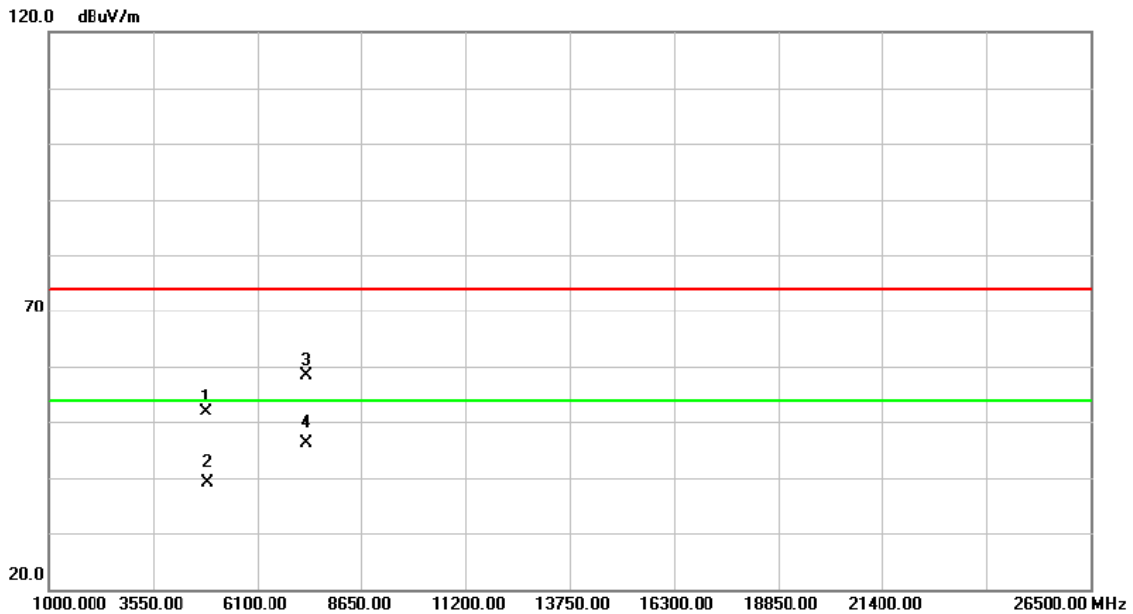


| No. | Mk. | Freq. MHz | Reading Level dBuV | Correct Factor dB | Measure- ment dBuV/m | Limit dBuV/m | Over dB | Detector | Comment |
|-----|-----|--------------|--------------------------|-------------------------|----------------------------|-----------------|------------|----------|---------|
| 1 | | 2390.000 | 38.84 | 31.40 | 70.24 | 74.00 | -3.76 | peak | |
| 2 | | 2390.000 | 21.28 | 31.40 | 52.68 | 54.00 | -1.32 | AVG | |
| 3 | X | 2422.000 | 76.68 | 31.53 | 108.21 | 74.00 | 34.21 | peak | |
| 4 | * | 2422.000 | 60.30 | 31.53 | 91.83 | 54.00 | 37.83 | AVG | |
| 5 | | 2483.500 | 36.06 | 31.79 | 67.85 | 74.00 | -6.15 | peak | |
| 6 | | 2483.500 | 19.32 | 31.79 | 51.11 | 54.00 | -2.89 | AVG | |



| | | | |
|--------------|--------------------------------|-------------------|---------------------|
| EUT | Unified Wired-WLAN Walljack | Model Name | BJNGA-FB0003;JG971A |
| Temperature | 26°C | Relative Humidity | 60% |
| Test Voltage | DC 48V | | |
| Test Mode | IEEE 802.11n (40 MHz)/2437 MHz | | |

Polarization: Horizontal

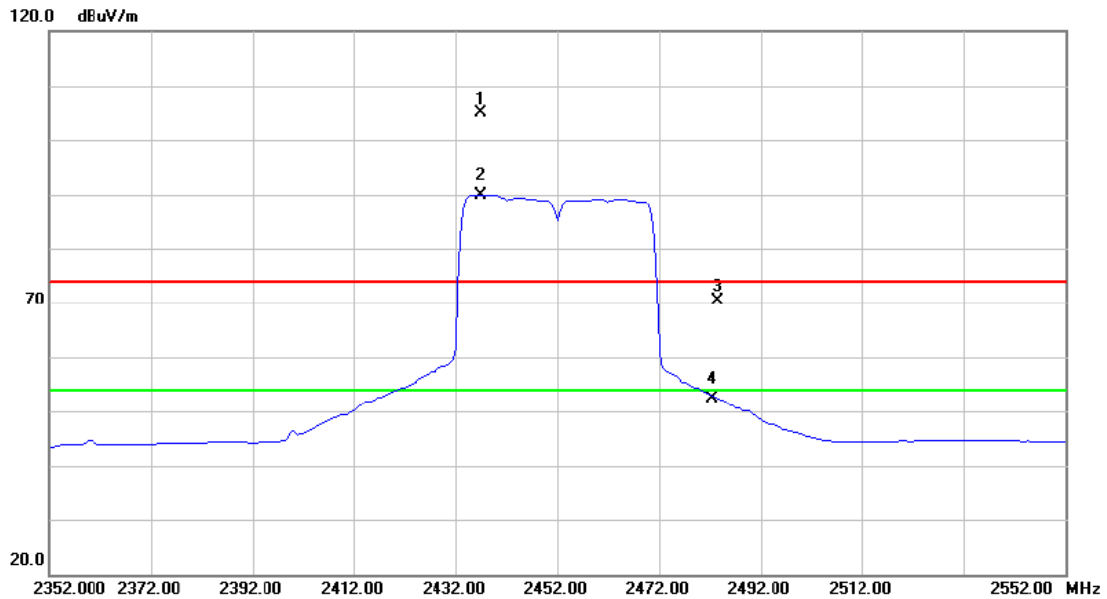


| No. | Mk. | Freq. MHz | Reading Level dBuV | Correct Factor dB | Measure- ment dBuV/m | Limit dBuV/m | Over dB | Detector | Comment |
|-----|-----|--------------|--------------------------|-------------------------|----------------------------|-----------------|------------|----------|---------|
| 1 | | 4873.045 | 44.36 | 7.64 | 52.00 | 74.00 | -22.00 | peak | |
| 2 | | 4873.045 | 31.59 | 7.64 | 39.23 | 54.00 | -14.77 | AVG | |
| 3 | | 7310.835 | 43.68 | 14.80 | 58.48 | 74.00 | -15.52 | peak | |
| 4 | * | 7310.835 | 31.32 | 14.80 | 46.12 | 54.00 | -7.88 | AVG | |



| | | | |
|--------------|--------------------------------|-------------------|---------------------|
| EUT | Unified Wired-WLAN Walljack | Model Name | BJNGA-FB0003;JG971A |
| Temperature | 26°C | Relative Humidity | 60% |
| Test Voltage | DC 48V | | |
| Test Mode | IEEE 802.11n (40 MHz)/2452 MHz | | |

Polarization: Vertical

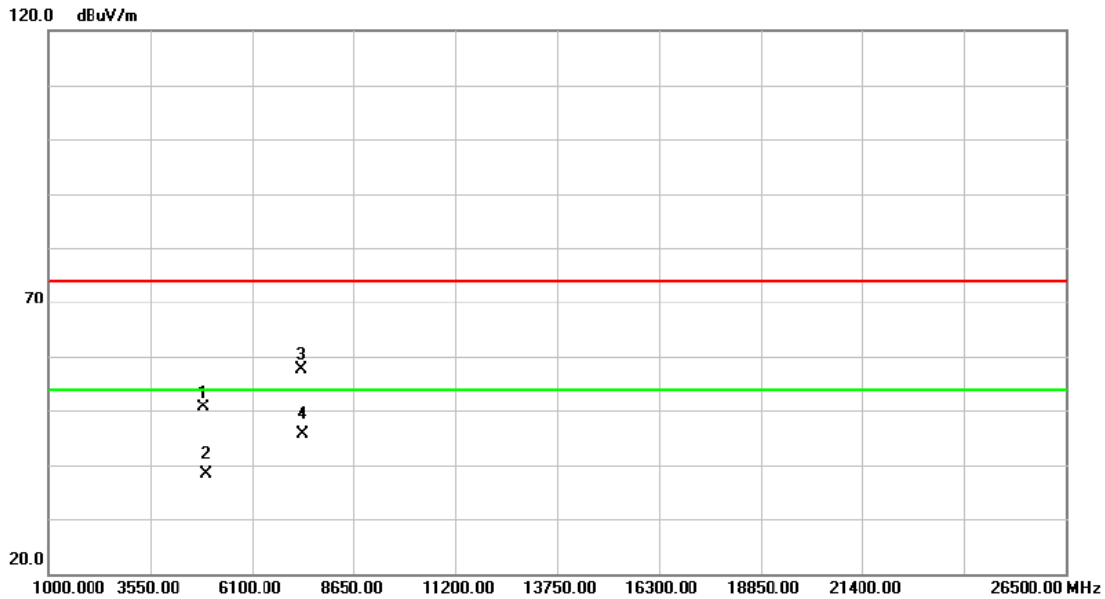


| No. | Mk. | Freq. MHz | Reading Level dBuV | Correct Factor dB | Measure- ment dBuV/m | Limit dBuV/m | Over dB | Detector | Comment |
|-----|-----|--------------|--------------------------|-------------------------|----------------------------|-----------------|------------|----------|---------|
| 1 | X | 2437.000 | 73.34 | 31.60 | 104.94 | 74.00 | 30.94 | peak | |
| 2 | * | 2437.000 | 58.37 | 31.60 | 89.97 | 54.00 | 35.97 | AVG | |
| 3 | | 2483.500 | 38.51 | 31.79 | 70.30 | 74.00 | -3.70 | peak | |
| 4 | | 2483.500 | 20.64 | 31.79 | 52.43 | 54.00 | -1.57 | AVG | |



| | | | |
|--------------|--------------------------------|-------------------|---------------------|
| EUT | Unified Wired-WLAN Walljack | Model Name | BJNGA-FB0003;JG971A |
| Temperature | 26°C | Relative Humidity | 60% |
| Test Voltage | DC 48V | | |
| Test Mode | IEEE 802.11n (40 MHz)/2452 MHz | | |

Polarization: Vertical

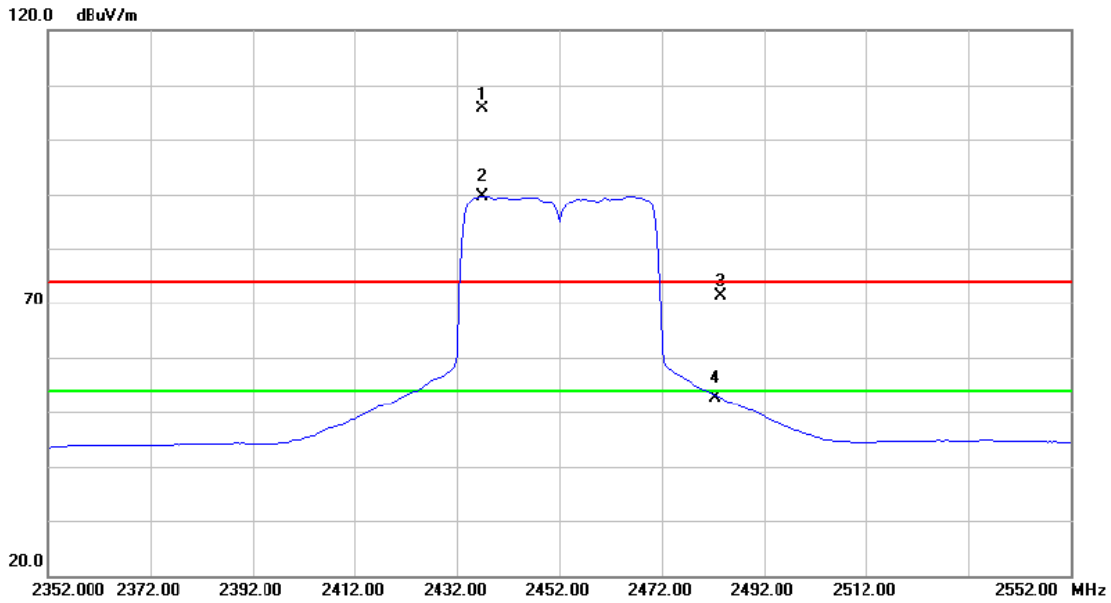


| No. | Mk. | Freq. MHz | Reading Level dBuV | Correct Factor dB | Measure- ment dBuV/m | Limit dBuV/m | Over dB | Detector | Comment |
|-----|-----|--------------|--------------------------|-------------------------|----------------------------|-----------------|------------|----------|---------|
| 1 | | 4903.110 | 42.84 | 7.74 | 50.58 | 74.00 | -23.42 | peak | |
| 2 | | 4903.110 | 30.62 | 7.74 | 38.36 | 54.00 | -15.64 | AVG | |
| 3 | | 7356.665 | 42.72 | 14.97 | 57.69 | 74.00 | -16.31 | peak | |
| 4 | * | 7356.665 | 30.68 | 14.97 | 45.65 | 54.00 | -8.35 | AVG | |



| | | | |
|--------------|--------------------------------|-------------------|---------------------|
| EUT | Unified Wired-WLAN Walljack | Model Name | BJNGA-FB0003;JG971A |
| Temperature | 26°C | Relative Humidity | 60% |
| Test Voltage | DC 48V | | |
| Test Mode | IEEE 802.11n (40 MHz)/2452 MHz | | |

Polarization: Horizontal

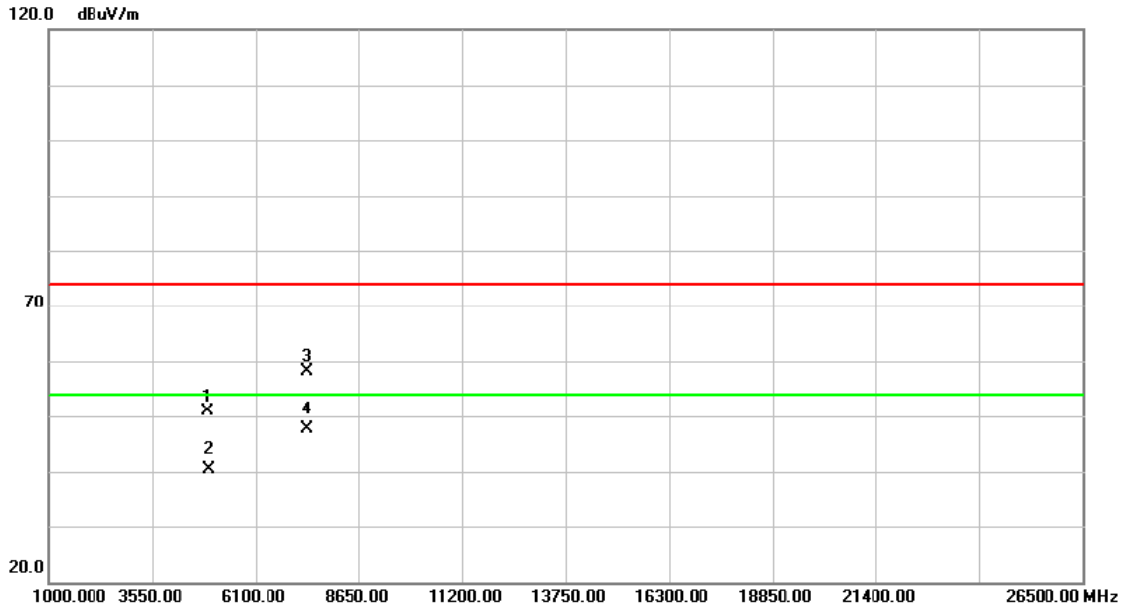


| No. | Mk. | Freq. MHz | Reading Level dBuV | Correct Factor dB | Measure- ment dBuV/m | Limit dBuV/m | Over dB | Detector | Comment |
|-----|-----|--------------|--------------------------|-------------------------|----------------------------|-----------------|------------|----------|---------|
| 1 | X | 2437.000 | 74.10 | 31.60 | 105.70 | 74.00 | 31.70 | peak | |
| 2 | * | 2437.000 | 58.12 | 31.60 | 89.72 | 54.00 | 35.72 | AVG | |
| 3 | | 2483.500 | 39.58 | 31.79 | 71.37 | 74.00 | -2.63 | peak | |
| 4 | | 2483.500 | 20.85 | 31.79 | 52.64 | 54.00 | -1.36 | AVG | |



| | | | |
|--------------|--------------------------------|-------------------|---------------------|
| EUT | Unified Wired-WLAN Walljack | Model Name | BJNGA-FB0003;JG971A |
| Temperature | 26°C | Relative Humidity | 60% |
| Test Voltage | DC 48V | | |
| Test Mode | IEEE 802.11n (40 MHz)/2452 MHz | | |

Polarization: Horizontal



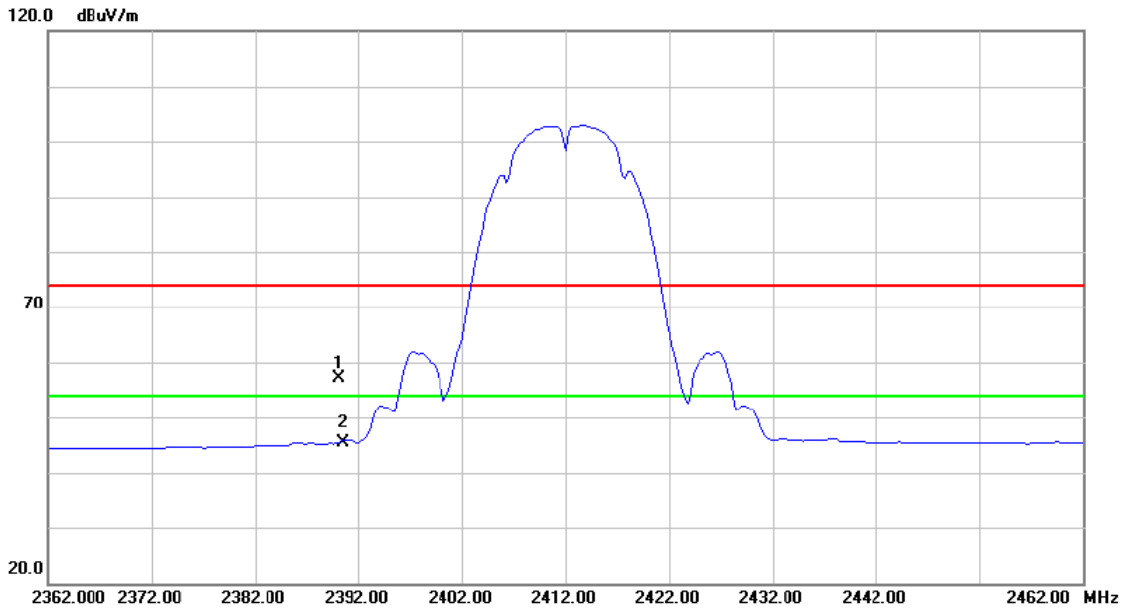
| No. | Mk. | Freq. MHz | Reading Level dBuV | Correct Factor dB | Measure- ment dBuV/m | Limit dBuV/m | Over dB | Detector | Comment |
|-----|-----|--------------|--------------------------|-------------------------|----------------------------|-----------------|------------|----------|---------|
| 1 | | 4913.400 | 42.99 | 7.78 | 50.77 | 74.00 | -23.23 | peak | |
| 2 | | 4913.400 | 32.48 | 7.78 | 40.26 | 54.00 | -13.74 | AVG | |
| 3 | | 7365.500 | 43.07 | 15.01 | 58.08 | 74.00 | -15.92 | peak | |
| 4 | * | 7365.500 | 32.59 | 15.01 | 47.60 | 54.00 | -6.40 | AVG | |



8.9 TEST RESULTS (RESTRICTED BANDS)

| | | | |
|--------------|---|-------------------|---------------------|
| EUT | Unified Wired-WLAN Walljack | Model Name | BJNGA-FB0003;JG971A |
| Temperature | 24°C | Relative Humidity | 46% |
| Test Voltage | DC 48V | | |
| Test Mode | IEEE 802.11b | | |
| NOTE | The transmitter was setup to transmit at the lowest channel and the field strength was measured at 2310-2390 MHz. | | |

Polarization: Vertical

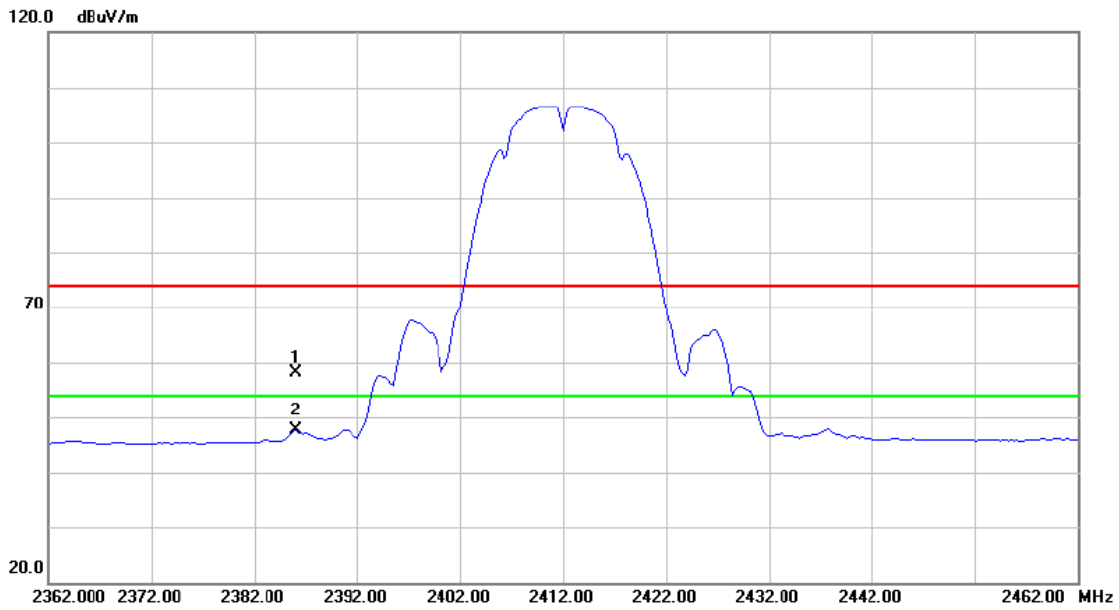


| No. | Mk. | Freq. MHz | Reading Level dBuV | Correct Factor dB | Measure- ment dBuV/m | Limit dBuV/m | Over dB | Detector | Comment |
|-----|-----|--------------|--------------------------|-------------------------|----------------------------|-----------------|------------|----------|---------|
| 1 | | 2390.000 | 25.61 | 31.40 | 57.01 | 74.00 | -16.99 | peak | |
| 2 | * | 2390.000 | 13.98 | 31.40 | 45.38 | 54.00 | -8.62 | AVG | |



| | | | |
|--------------|---|-------------------|---------------------|
| EUT | Unified Wired-WLAN Walljack | Model Name | BJNGA-FB0003;JG971A |
| Temperature | 24°C | Relative Humidity | 46% |
| Test Voltage | DC 48V | | |
| Test Mode | IEEE 802.11b | | |
| NOTE | The transmitter was setup to transmit at the lowest channel and the field strength was measured at 2310-2390 MHz. | | |

Polarization: Horizontal

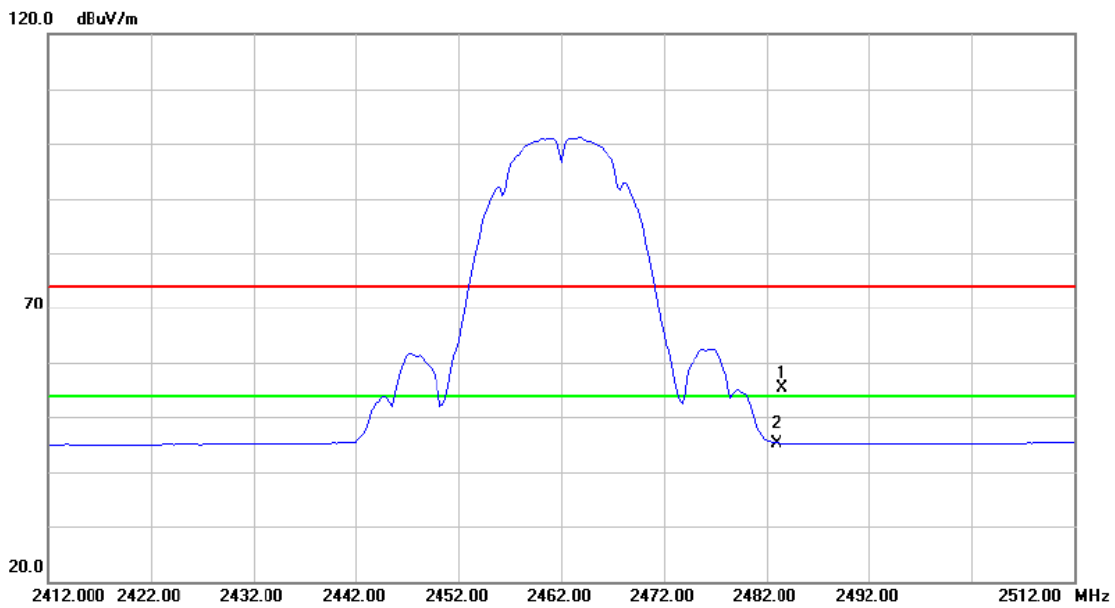


| No. Mk. | Freq. MHz | Reading Level dBuV | Correct Factor dB | Measurement dBuV/m | Limit dBuV/m | Over dB | Detector | Comment |
|---------|-----------|--------------------|-------------------|--------------------|--------------|---------|----------|---------|
| 1 | 2386.000 | 26.85 | 31.38 | 58.23 | 74.00 | -15.77 | peak | |
| 2 * | 2386.000 | 16.15 | 31.38 | 47.53 | 54.00 | -6.47 | AVG | |



| | | | |
|--------------|--|-------------------|---------------------|
| EUT | Unified Wired-WLAN Walljack | Model Name | BJNGA-FB0003;JG971A |
| Temperature | 24°C | Relative Humidity | 46% |
| Test Voltage | DC 48V | | |
| Test Mode | IEEE 802.11b | | |
| NOTE | The transmitter was setup to transmit at the highest channel and the field strength was measured at 2483.5-2500 MHz. | | |

Polarization: Vertical

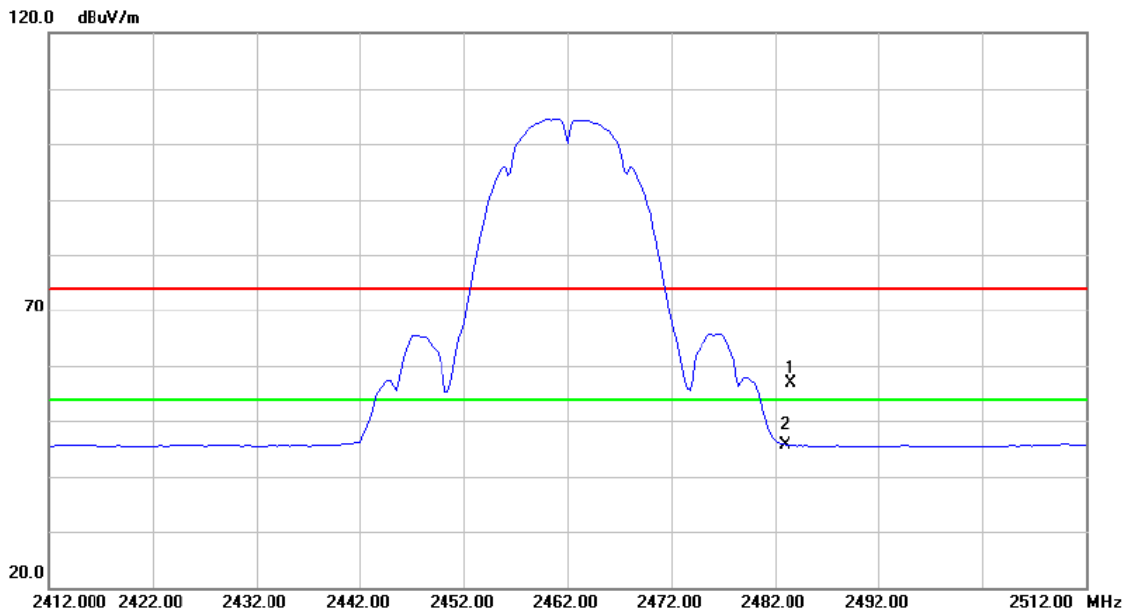


| No. | Mk. | Freq. MHz | Reading Level dBuV | Correct Factor dB | Measure- ment dBuV/m | Limit dBuV/m | Over dB | Detector | Comment |
|-----|-----|--------------|--------------------------|-------------------------|----------------------------|-----------------|------------|----------|---------|
| 1 | | 2483.500 | 23.53 | 31.79 | 55.32 | 74.00 | -18.68 | peak | |
| 2 | * | 2483.500 | 13.41 | 31.79 | 45.20 | 54.00 | -8.80 | AVG | |



| | | | |
|--------------|--|-------------------|---------------------|
| EUT | Unified Wired-WLAN Walljack | Model Name | BJNGA-FB0003;JG971A |
| Temperature | 24°C | Relative Humidity | 46% |
| Test Voltage | DC 48V | | |
| Test Mode | IEEE 802.11b | | |
| NOTE | The transmitter was setup to transmit at the highest channel and the field strength was measured at 2483.5-2500 MHz. | | |

Polarization: Horizontal

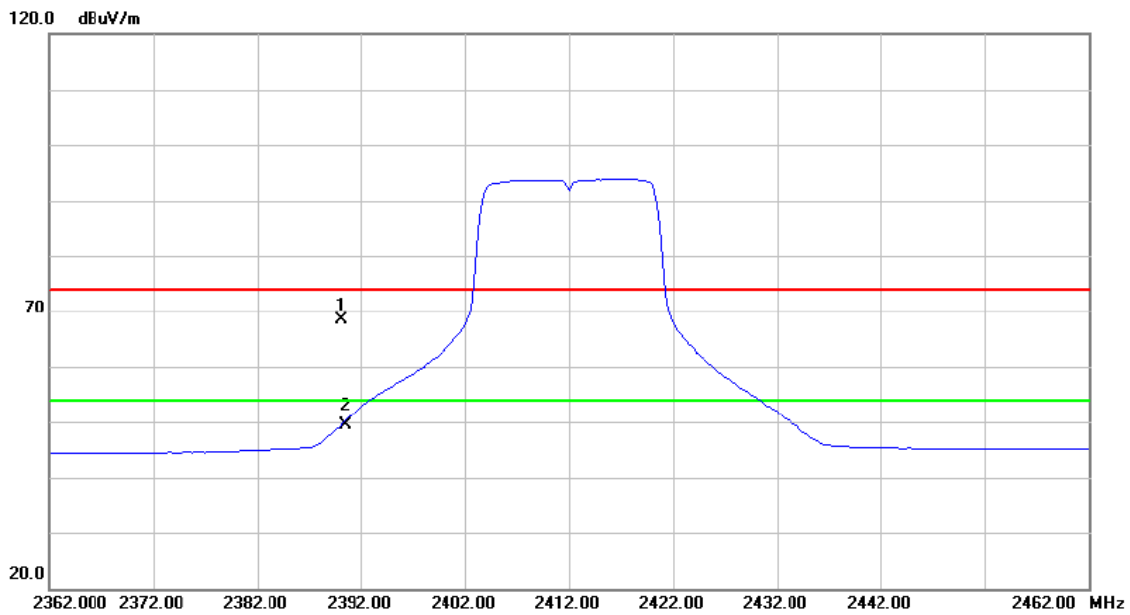


| No. | Mk. | Freq. MHz | Reading Level dBuV | Correct Factor dB | Measure- ment dBuV/m | Limit dBuV/m | Over dB | Detector | Comment |
|-----|-----|--------------|--------------------------|-------------------------|----------------------------|-----------------|------------|----------|---------|
| 1 | | 2483.500 | 25.16 | 31.79 | 56.95 | 74.00 | -17.05 | peak | |
| 2 | * | 2483.500 | 13.75 | 31.79 | 45.54 | 54.00 | -8.46 | AVG | |



| | | | |
|--------------|---|-------------------|---------------------|
| EUT | Unified Wired-WLAN Walljack | Model Name | BJNGA-FB0003;JG971A |
| Temperature | 24°C | Relative Humidity | 46% |
| Test Voltage | DC 48V | | |
| Test Mode | IEEE 802.11g | | |
| NOTE | The transmitter was setup to transmit at the lowest channel and the field strength was measured at 2310-2390 MHz. | | |

Polarization: Vertical

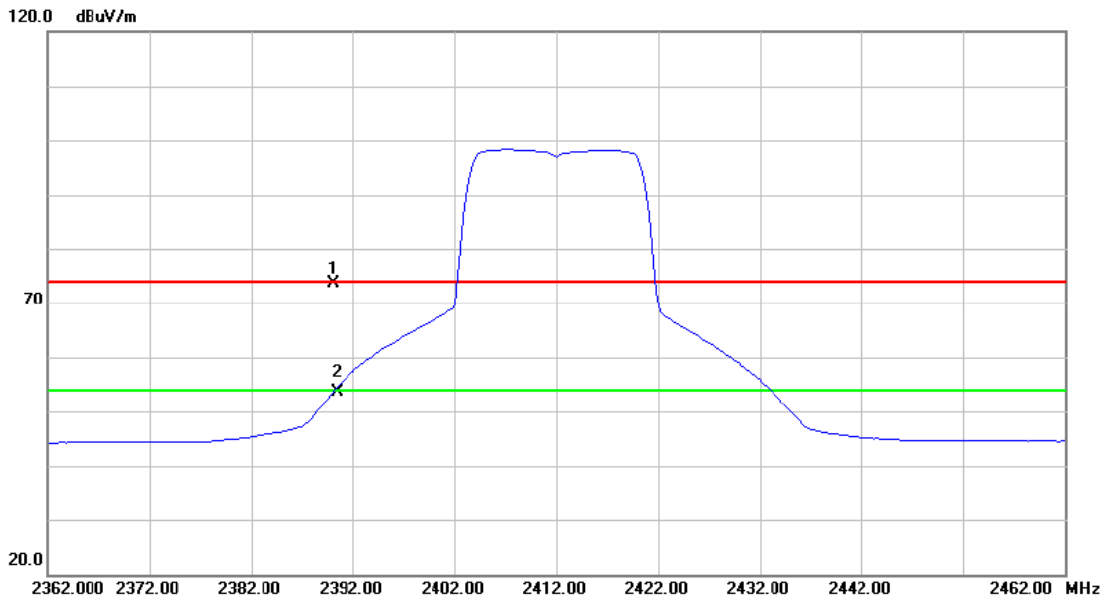


| No. | Mk. | Freq. MHz | Reading Level dBuV | Correct Factor dB | Measure- ment dBuV/m | Limit dBuV/m | Over dB | Detector | Comment |
|-----|-----|--------------|--------------------------|-------------------------|----------------------------|-----------------|------------|----------|---------|
| 1 | | 2390.000 | 36.86 | 31.40 | 68.26 | 74.00 | -5.74 | peak | |
| 2 | * | 2390.000 | 17.97 | 31.40 | 49.37 | 54.00 | -4.63 | AVG | |



| | | | |
|--------------|---|-------------------|---------------------|
| EUT | Unified Wired-WLAN Walljack | Model Name | BJNGA-FB0003;JG971A |
| Temperature | 24°C | Relative Humidity | 46% |
| Test Voltage | DC 48V | | |
| Test Mode | IEEE 802.11g | | |
| NOTE | The transmitter was setup to transmit at the lowest channel and the field strength was measured at 2310-2390 MHz. | | |

Polarization: Horizontal

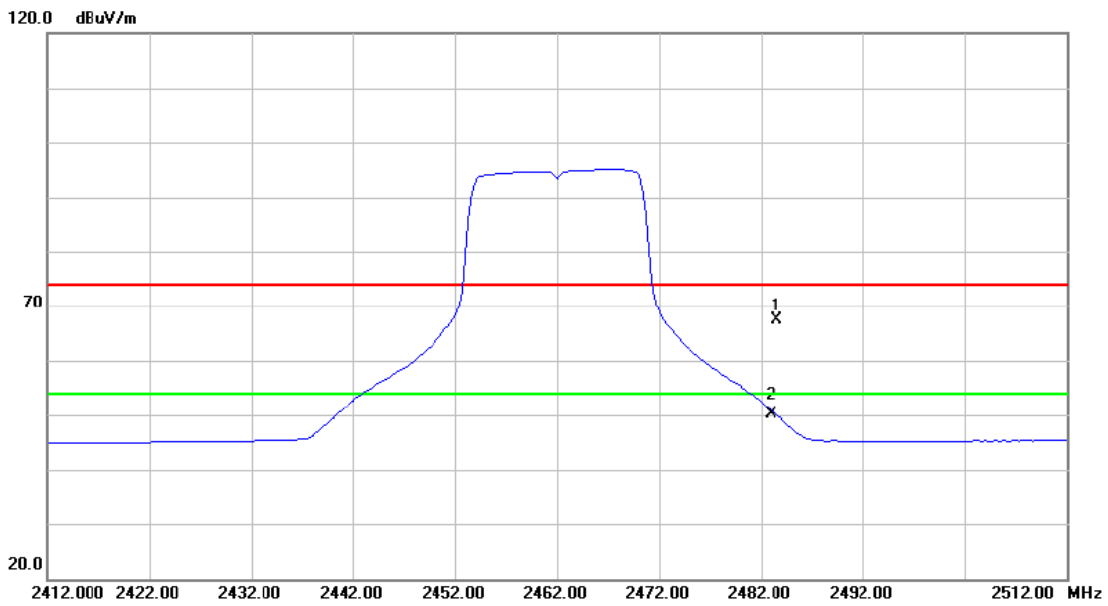


| No. | Mk. | Freq. MHz | Reading Level dBuV | Correct Factor dB | Measure- ment dBuV/m | Limit dBuV/m | Over dB | Detector | Comment |
|-----|-----|--------------|--------------------------|-------------------------|----------------------------|-----------------|------------|----------|---------|
| 1 | | 2390.000 | 42.17 | 31.40 | 73.57 | 74.00 | -0.43 | peak | |
| 2 | * | 2390.000 | 22.19 | 31.40 | 53.59 | 54.00 | -0.41 | AVG | |



| | | | |
|--------------|--|-------------------|---------------------|
| EUT | Unified Wired-WLAN Walljack | Model Name | BJNGA-FB0003;JG971A |
| Temperature | 24°C | Relative Humidity | 46% |
| Test Voltage | DC 48V | | |
| Test Mode | IEEE 802.11g | | |
| NOTE | The transmitter was setup to transmit at the highest channel and the field strength was measured at 2483.5-2500 MHz. | | |

Polarization: Vertical

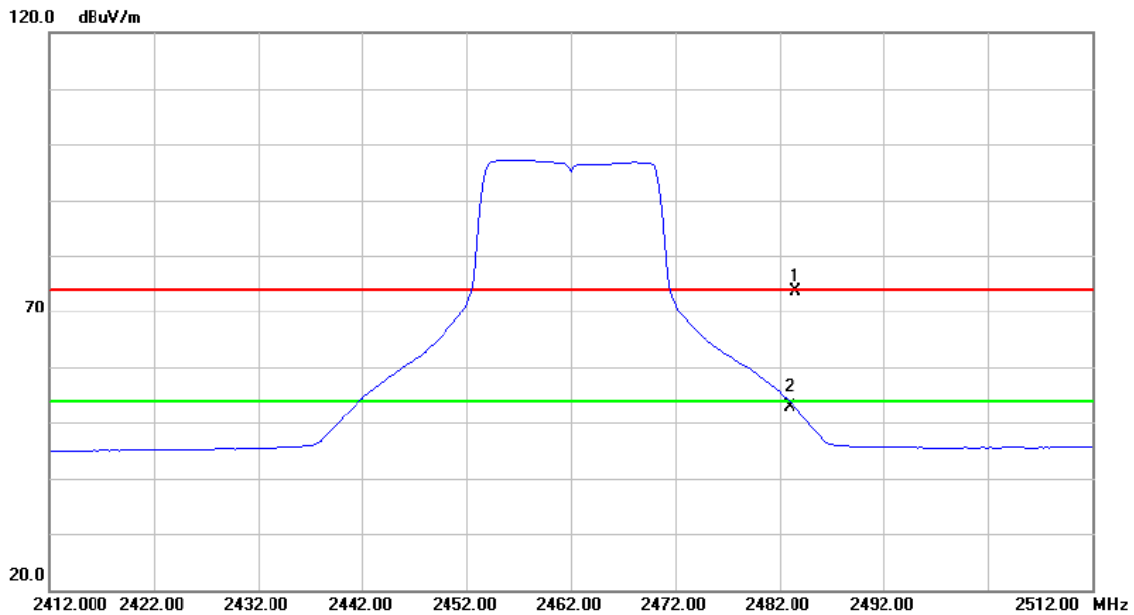


| No. | Mk. | Freq. MHz | Reading Level dBuV | Correct Factor dB | Measure- ment dBuV/m | Limit dBuV/m | Over dB | Detector | Comment |
|-----|-----|--------------|--------------------------|-------------------------|----------------------------|-----------------|------------|----------|---------|
| 1 | | 2483.500 | 35.60 | 31.79 | 67.39 | 74.00 | -6.61 | peak | |
| 2 | * | 2483.500 | 18.27 | 31.79 | 50.06 | 54.00 | -3.94 | AVG | |



| | | | |
|--------------|--|-------------------|---------------------|
| EUT | Unified Wired-WLAN Walljack | Model Name | BJNGA-FB0003;JG971A |
| Temperature | 24°C | Relative Humidity | 46% |
| Test Voltage | DC 48V | | |
| Test Mode | IEEE 802.11g | | |
| NOTE | The transmitter was setup to transmit at the highest channel and the field strength was measured at 2483.5-2500 MHz. | | |

Polarization: Horizontal

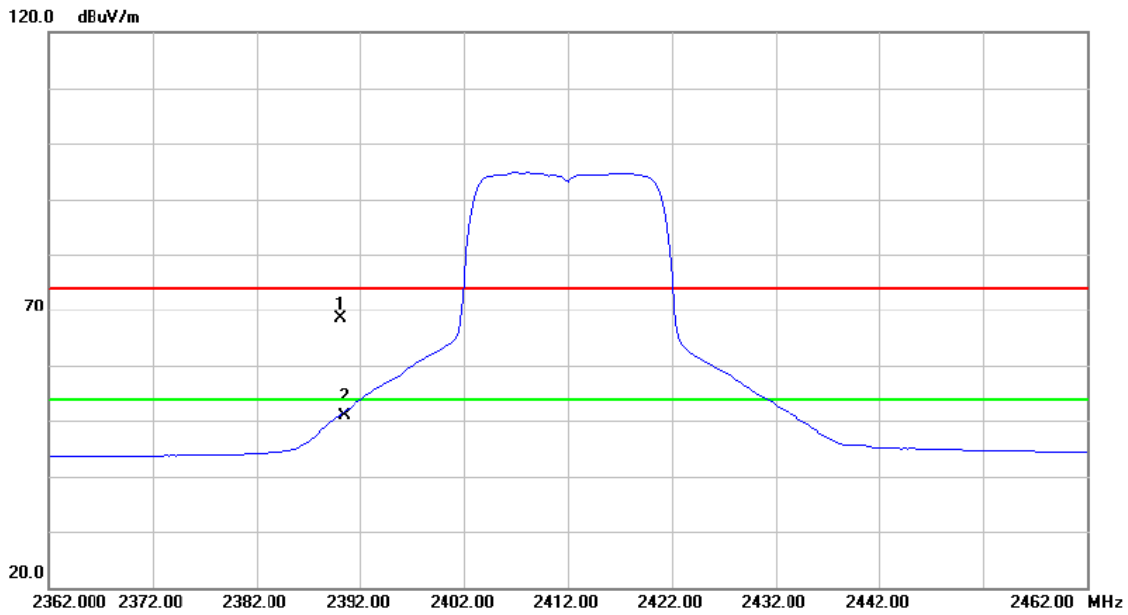


| No. | Mk. | Freq. MHz | Reading Level dBuV | Correct Factor dB | Measure- ment dBuV/m | Limit dBuV/m | Over dB | Detector | Comment |
|-----|-----|--------------|--------------------------|-------------------------|----------------------------|-----------------|------------|----------|---------|
| 1 | * | 2483.500 | 41.79 | 31.79 | 73.58 | 74.00 | -0.42 | peak | |
| 2 | | 2483.500 | 21.09 | 31.79 | 52.88 | 54.00 | -1.12 | AVG | |



| | | | |
|--------------|---|-------------------|---------------------|
| EUT | Unified Wired-WLAN Walljack | Model Name | BJNGA-FB0003;JG971A |
| Temperature | 24°C | Relative Humidity | 46% |
| Test Voltage | DC 48V | | |
| Test Mode | IEEE 802.11n (20 MHz) | | |
| NOTE | The transmitter was setup to transmit at the lowest channel and the field strength was measured at 2310-2390 MHz. | | |

Polarization: Vertical

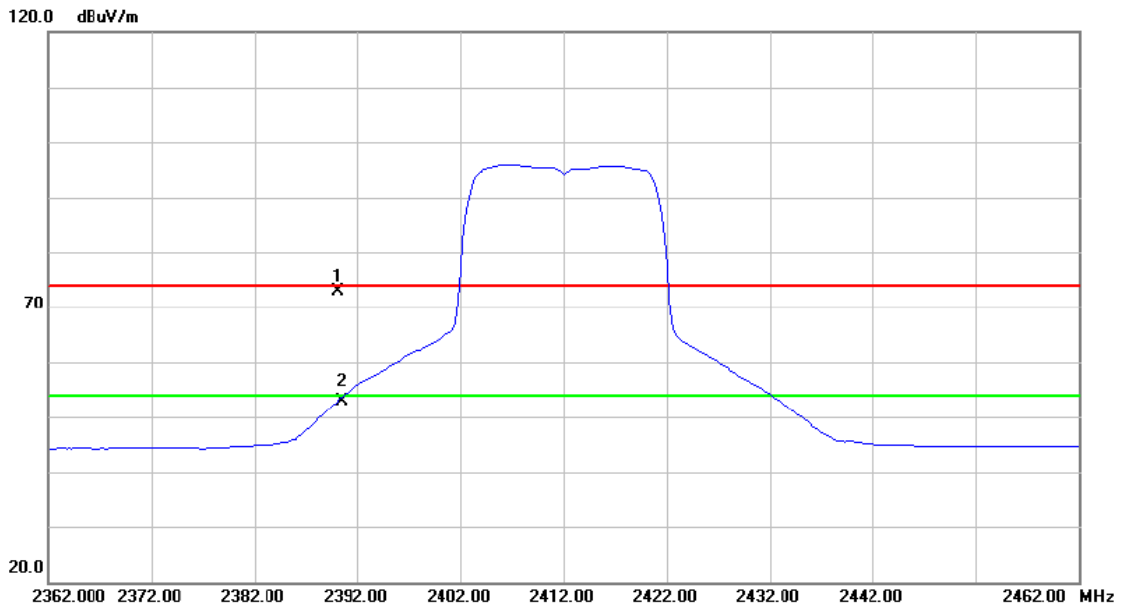


| No. | Mk. | Freq. MHz | Reading Level dBuV | Correct Factor dB | Measure- ment dBuV/m | Limit dBuV/m | Over dB | Detector | Comment |
|-----|-----|--------------|--------------------------|-------------------------|----------------------------|-----------------|------------|----------|---------|
| 1 | | 2390.000 | 37.03 | 31.40 | 68.43 | 74.00 | -5.57 | peak | |
| 2 | * | 2390.000 | 19.59 | 31.40 | 50.99 | 54.00 | -3.01 | AVG | |



| | | | |
|--------------|---|-------------------|---------------------|
| EUT | Unified Wired-WLAN Walljack | Model Name | BJNGA-FB0003;JG971A |
| Temperature | 24°C | Relative Humidity | 46% |
| Test Voltage | DC 48V | | |
| Test Mode | IEEE 802.11n (20 MHz) | | |
| NOTE | The transmitter was setup to transmit at the lowest channel and the field strength was measured at 2310-2390 MHz. | | |

Polarization: Horizontal

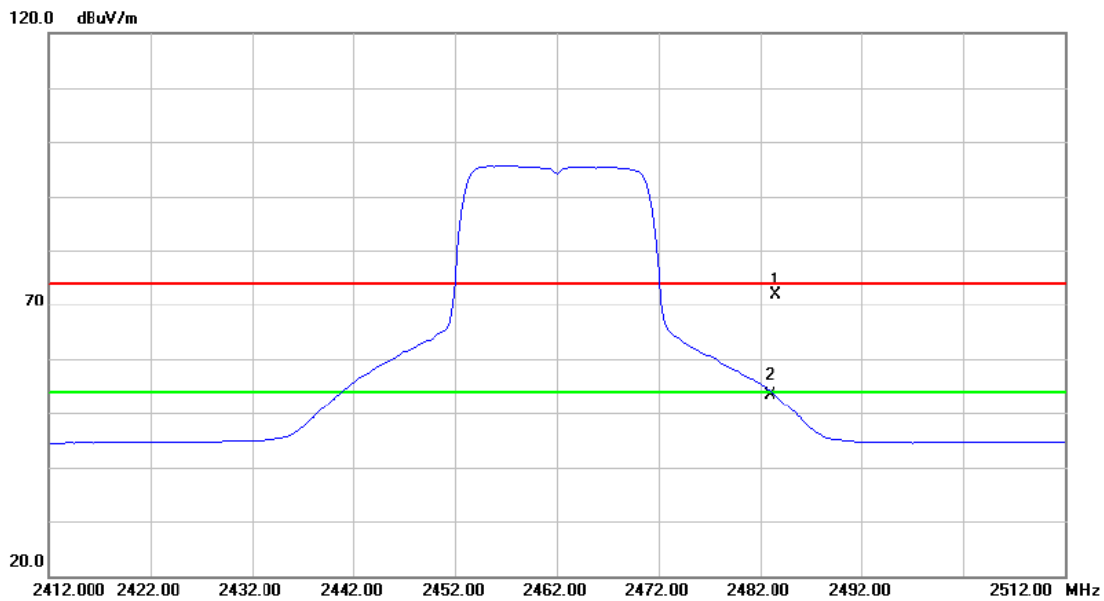


| No. | Mk. | Freq. MHz | Reading Level dBuV | Correct Factor dB | Measure- ment dBuV/m | Limit dBuV/m | Over dB | Detector | Comment |
|-----|-----|--------------|--------------------------|-------------------------|----------------------------|-----------------|------------|----------|---------|
| 1 | | 2390.000 | 41.49 | 31.40 | 72.89 | 74.00 | -1.11 | peak | |
| 2 | * | 2390.000 | 21.53 | 31.40 | 52.93 | 54.00 | -1.07 | AVG | |



| | | | |
|--------------|--|-------------------|---------------------|
| EUT | Unified Wired-WLAN Walljack | Model Name | BJNGA-FB0003;JG971A |
| Temperature | 24°C | Relative Humidity | 46% |
| Test Voltage | DC 48V | | |
| Test Mode | IEEE 802.11n (20 MHz) | | |
| NOTE | The transmitter was setup to transmit at the highest channel and the field strength was measured at 2483.5-2500 MHz. | | |

Polarization: Vertical

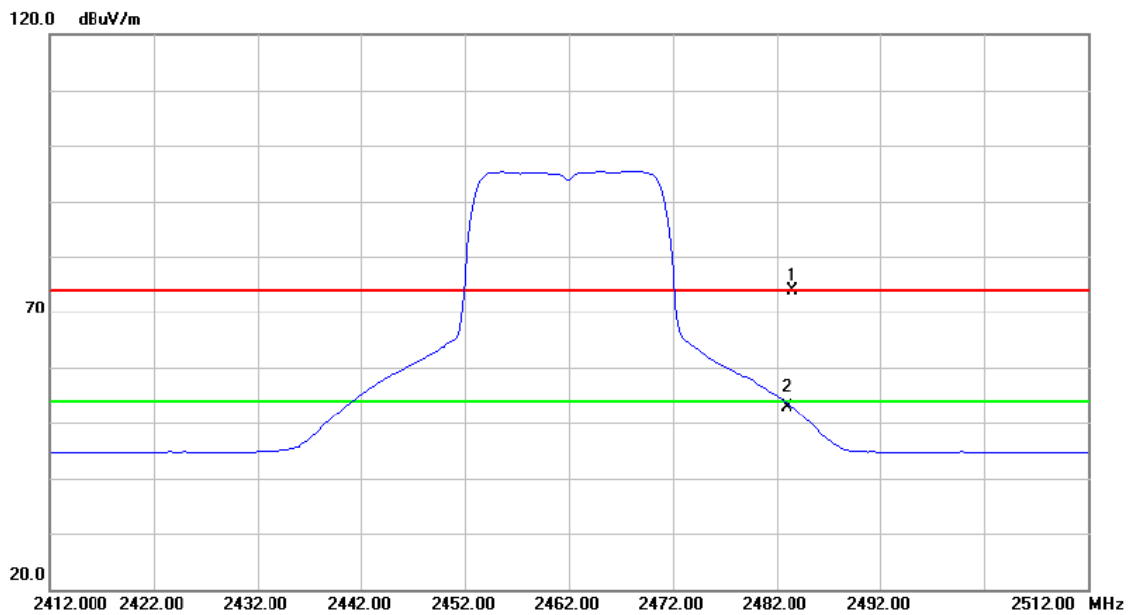


| No. | Mk. | Freq. MHz | Reading Level dBuV | Correct Factor dB | Measure- ment dBuV/m | Limit dBuV/m | Over dB | Detector | Comment |
|-----|-----|--------------|--------------------------|-------------------------|----------------------------|-----------------|------------|----------|---------|
| 1 | | 2483.500 | 40.15 | 31.79 | 71.94 | 74.00 | -2.06 | peak | |
| 2 | * | 2483.500 | 21.54 | 31.79 | 53.33 | 54.00 | -0.67 | AVG | |



| | | | |
|--------------|--|-------------------|---------------------|
| EUT | Unified Wired-WLAN Walljack | Model Name | BJNGA-FB0003;JG971A |
| Temperature | 24°C | Relative Humidity | 46% |
| Test Voltage | DC 48V | | |
| Test Mode | IEEE 802.11n (20 MHz) | | |
| NOTE | The transmitter was setup to transmit at the highest channel and the field strength was measured at 2483.5-2500 MHz. | | |

Polarization: Horizontal

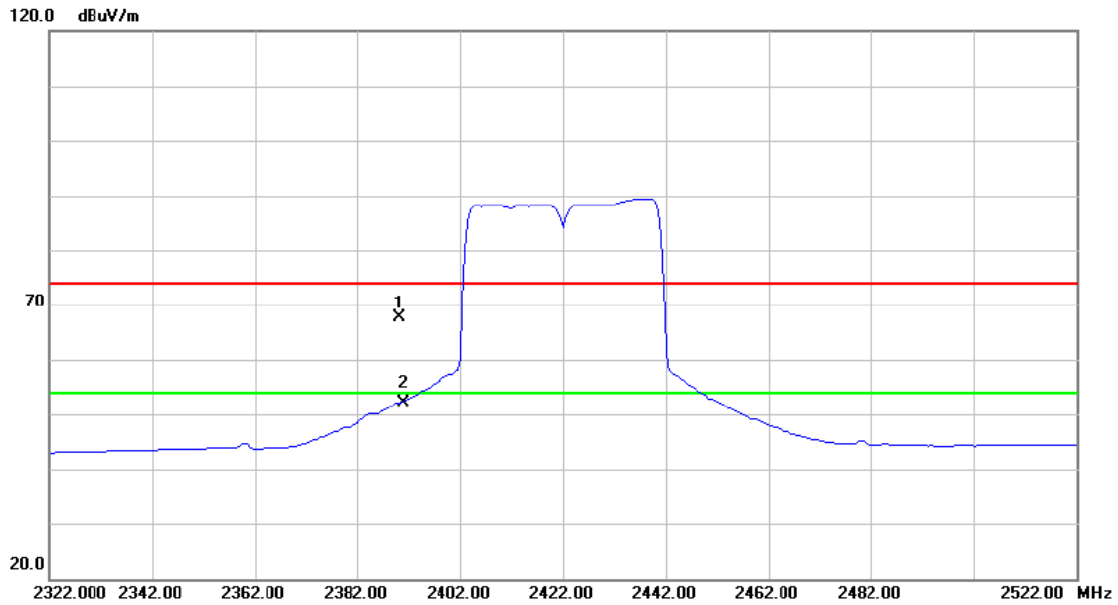


| No. | Mk. | Freq. MHz | Reading Level dBuV | Correct Factor dB | Measure- ment dBuV/m | Limit dBuV/m | Over dB | Detector | Comment |
|-----|-----|--------------|--------------------------|-------------------------|----------------------------|-----------------|------------|----------|---------|
| 1 | * | 2483.500 | 42.08 | 31.79 | 73.87 | 74.00 | -0.13 | peak | |
| 2 | | 2483.500 | 21.11 | 31.79 | 52.90 | 54.00 | -1.10 | AVG | |



| | | | |
|--------------|---|-------------------|---------------------|
| EUT | Unified Wired-WLAN Walljack | Model Name | BJNGA-FB0003;JG971A |
| Temperature | 24°C | Relative Humidity | 46% |
| Test Voltage | DC 48V | | |
| Test Mode | IEEE 802.11n (40 MHz) | | |
| NOTE | The transmitter was setup to transmit at the lowest channel and the field strength was measured at 2310-2390 MHz. | | |

Polarization: Vertical

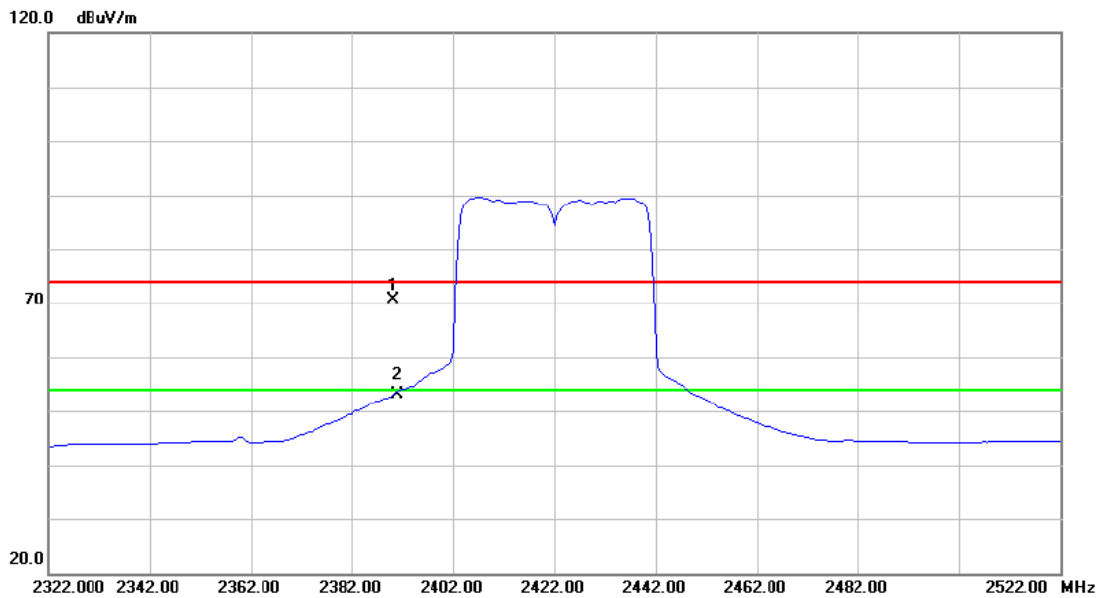


| No. | Mk. | Freq. MHz | Reading Level dBuV | Correct Factor dB | Measure- ment dBuV/m | Limit dBuV/m | Over dB | Detector | Comment |
|-----|-----|--------------|--------------------------|-------------------------|----------------------------|-----------------|------------|----------|---------|
| 1 | | 2390.000 | 36.12 | 31.40 | 67.52 | 74.00 | -6.48 | peak | |
| 2 | * | 2390.000 | 20.74 | 31.40 | 52.14 | 54.00 | -1.86 | AVG | |



| | | | |
|--------------|---|-------------------|---------------------|
| EUT | Unified Wired-WLAN Walljack | Model Name | BJNGA-FB0003;JG971A |
| Temperature | 24°C | Relative Humidity | 46% |
| Test Voltage | DC 48V | | |
| Test Mode | IEEE 802.11n (40 MHz) | | |
| NOTE | The transmitter was setup to transmit at the lowest channel and the field strength was measured at 2310-2390 MHz. | | |

Polarization: Horizontal

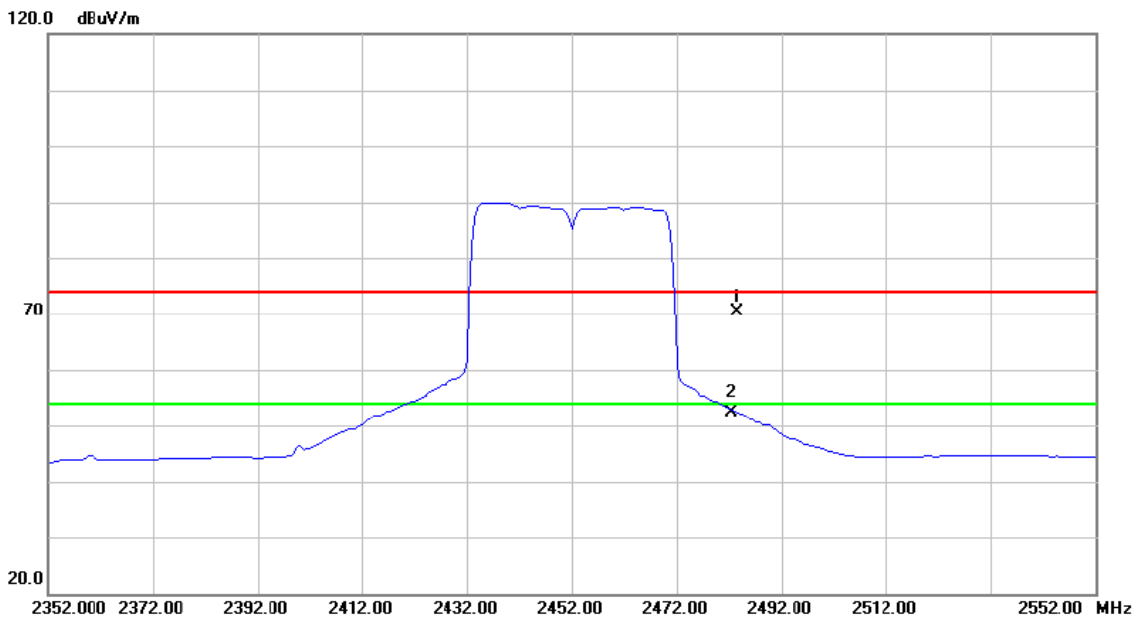


| No. Mk. | Freq. MHz | Reading Level dBuV | Correct Factor dB | Measurement dBuV/m | Limit dBuV/m | Over dB | Detector | Comment |
|---------|-----------|--------------------|-------------------|--------------------|--------------|---------|----------|---------|
| 1 | 2390.000 | 39.24 | 31.40 | 70.64 | 74.00 | -3.36 | peak | |
| 2 * | 2390.000 | 21.63 | 31.40 | 53.03 | 54.00 | -0.97 | AVG | |



| | | | |
|--------------|--|-------------------|---------------------|
| EUT | Unified Wired-WLAN Walljack | Model Name | BJNGA-FB0003;JG971A |
| Temperature | 24°C | Relative Humidity | 46% |
| Test Voltage | DC 48V | | |
| Test Mode | IEEE 802.11n (40 MHz) | | |
| NOTE | The transmitter was setup to transmit at the highest channel and the field strength was measured at 2483.5-2500 MHz. | | |

Polarization: Vertical

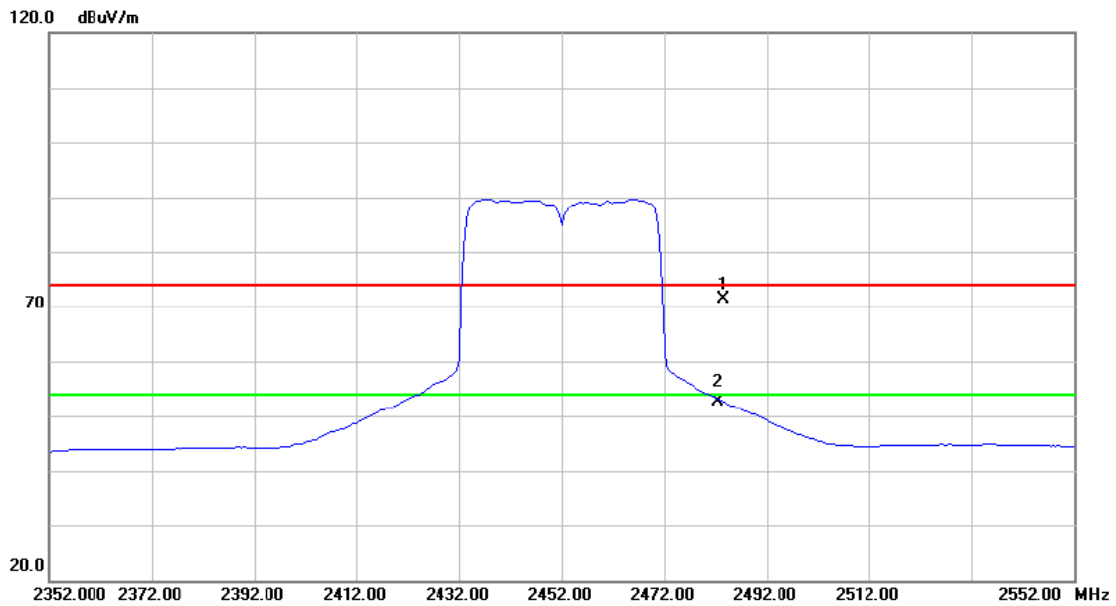


| No. Mk. | Freq. MHz | Reading Level dBuV | Correct Factor dB | Measurement dBuV/m | Limit dBuV/m | Over dB | Detector | Comment |
|---------|-----------|--------------------|-------------------|--------------------|--------------|---------|----------|---------|
| 1 | 2483.500 | 38.51 | 31.79 | 70.30 | 74.00 | -3.70 | peak | |
| 2 * | 2483.500 | 20.64 | 31.79 | 52.43 | 54.00 | -1.57 | AVG | |



| | | | |
|--------------|--|-------------------|---------------------|
| EUT | Unified Wired-WLAN Walljack | Model Name | BJNGA-FB0003;JG971A |
| Temperature | 24°C | Relative Humidity | 46% |
| Test Voltage | DC 48V | | |
| Test Mode | IEEE 802.11n (40 MHz) | | |
| NOTE | The transmitter was setup to transmit at the highest channel and the field strength was measured at 2483.5-2500 MHz. | | |

Polarization: Horizontal



| No. | Mk. | Freq. MHz | Reading Level dBuV | Correct Factor dB | Measure- ment dBuV/m | Limit dBuV/m | Over dB | Detector | Comment |
|-----|-----|--------------|--------------------------|-------------------------|----------------------------|-----------------|------------|----------|---------|
| 1 | | 2483.500 | 39.58 | 31.79 | 71.37 | 74.00 | -2.63 | peak | |
| 2 | * | 2483.500 | 20.85 | 31.79 | 52.64 | 54.00 | -1.36 | AVG | |



9 POWER SPECTRAL DENSITY

9.1 LIMIT

| Test Item | Frequency Range (MHz) | Limit |
|------------------------|-----------------------|----------------------|
| Power Spectral Density | 2400-2483.5 | 8 dBm (in any 3 kHz) |

9.2 MEASUREMENT INSTRUMENTS LIST

| Item | Kind of Equipment | Manufacturer | Type No. | Serial No. | Calibrated until |
|------|-------------------|--------------|----------|------------|------------------|
| 1 | Spectrum Analyzer | R&S | FSP-30 | 100854 | Sep. 08, 2014 |

NOTE: **N/A**: denotes No Model Name, No Serial No. or No Calibration specified.

9.3 TEST PROCEDURES

- a. The EUT was directly connected to the spectrum analyzer and antenna output port as show in the block diagram below.
- b. Spectrum Setting: RBW=3 kHz, VBW=30 kHz, Sweep time = 500s.

9.4 TEST SETUP LAYOUT



Notes: Test cable is directly connected to inner connector.

9.5 DEVIATION FROM TEST STANDARD

No deviation

9.6 EUT OPERATING CONDITIONS

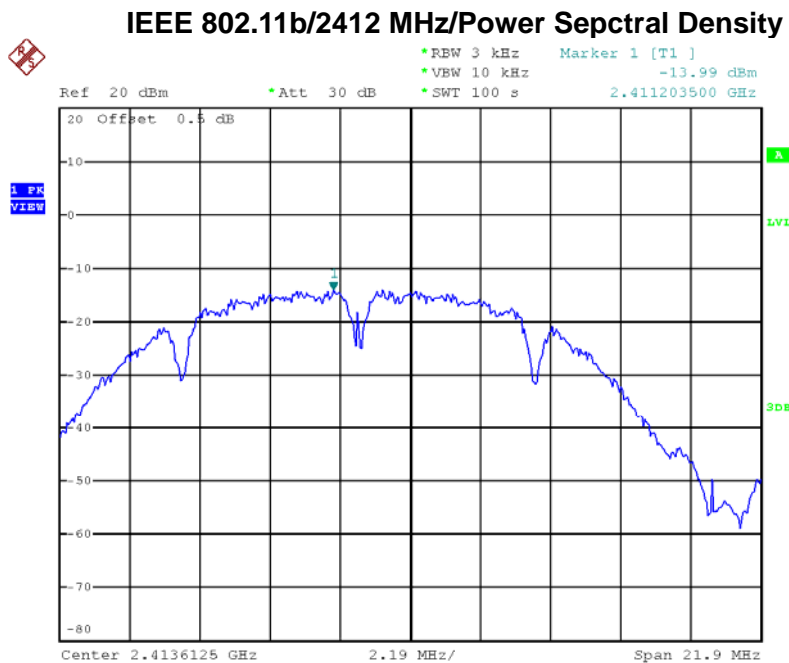
The EUT tested system was configured as the statements of 4.6 Unless otherwise a special operating condition is specified in the follows during the testing.



9.7 TEST RESULTS

| | | | |
|--------------|---|-------------------|---------------------|
| EUT | Unified Wired-WLAN Walljack | Model Name | BJNGA-FB0003;JG971A |
| Temperature | 26°C | Relative Humidity | 60% |
| Test Voltage | DC 48V | | |
| Test Mode | IEEE 802.11b/2412 MHz, 2437 MHz, 2462 MHz_ANT A | | |

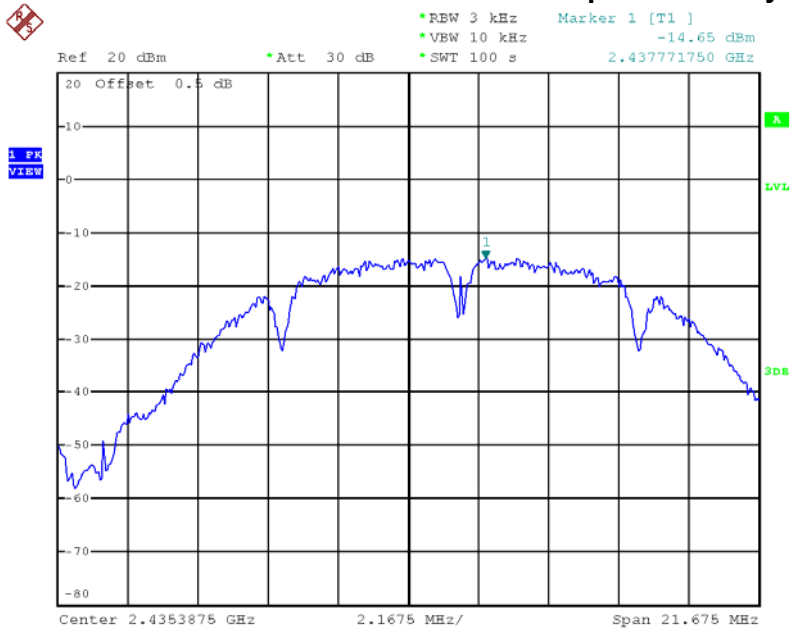
| Frequency | Power Density (dBm) | Limit (dBm) | Result |
|-----------|---------------------|-------------|--------|
| 2412 MHz | -13.99 | 8 | PASS |
| 2437 MHz | -14.65 | 8 | PASS |
| 2462 MHz | -15.51 | 8 | PASS |



Date: 12.JUN.2014 17:27:17

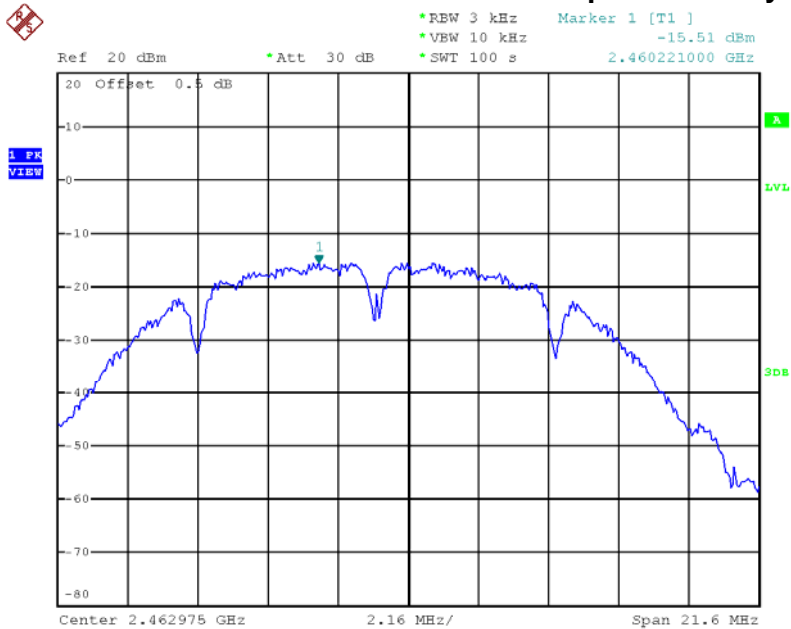


IEEE 802.11b/2437 MHz/Power Sepctral Density



Date: 12.JUN.2014 17:31:26

IEEE 802.11b/2462 MHz/Power Sepctral Density



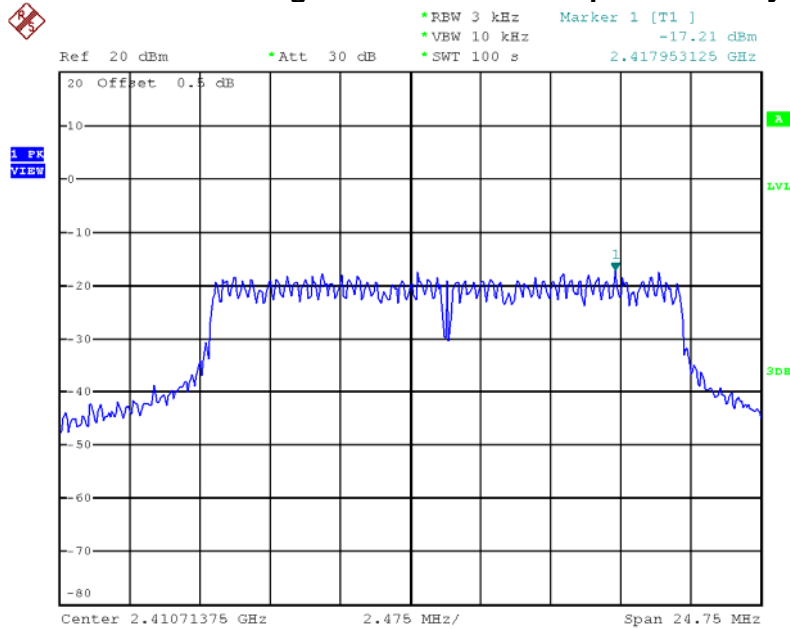
Date: 12.JUN.2014 17:36:25



| | | | |
|--------------|---|-------------------|---------------------|
| EUT | Unified Wired-WLAN Walljack | Model Name | BJNGA-FB0003;JG971A |
| Temperature | 26°C | Relative Humidity | 60% |
| Test Voltage | DC 48V | | |
| Test Mode | IEEE 802.11g/2412 MHz, 2437 MHz, 2462 MHz_ANT A | | |

| Frequency | Power Density (dBm) | Limit (dBm) | Result |
|-----------|---------------------|-------------|--------|
| 2412 MHz | -17.21 | 8 | PASS |
| 2437 MHz | -15.68 | 8 | PASS |
| 2462 MHz | -18.36 | 8 | PASS |

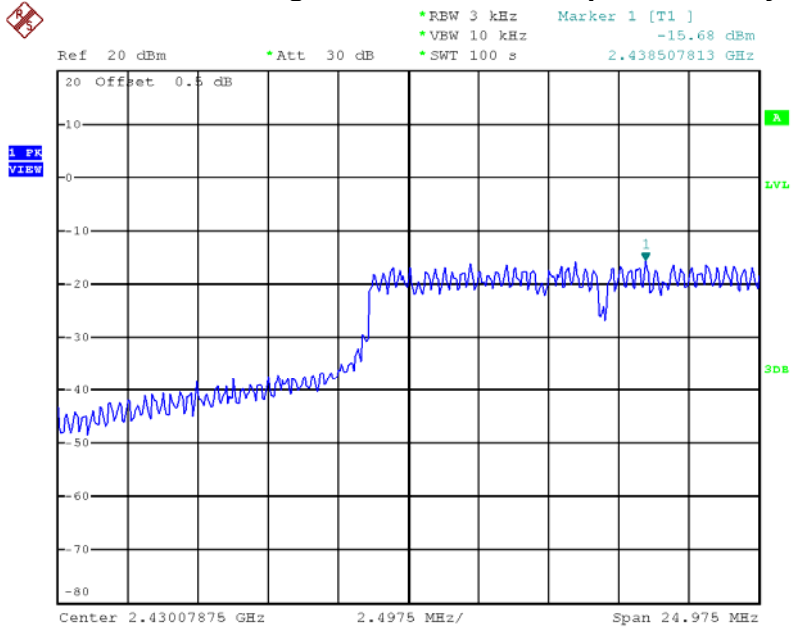
IEEE 802.11g/2412 MHz/Power Sepctral Density



Date: 12.JUN.2014 17:41:45

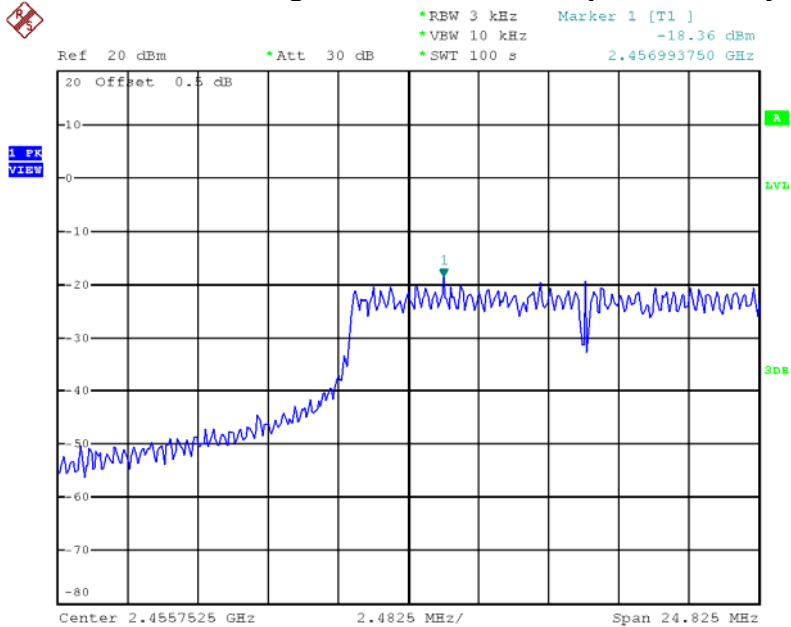


IEEE 802.11g/2437 MHz/Power Sepctral Density



Date: 12.JUN.2014 17:51:23

IEEE 802.11g/2462 MHz/Power Sepctral Density



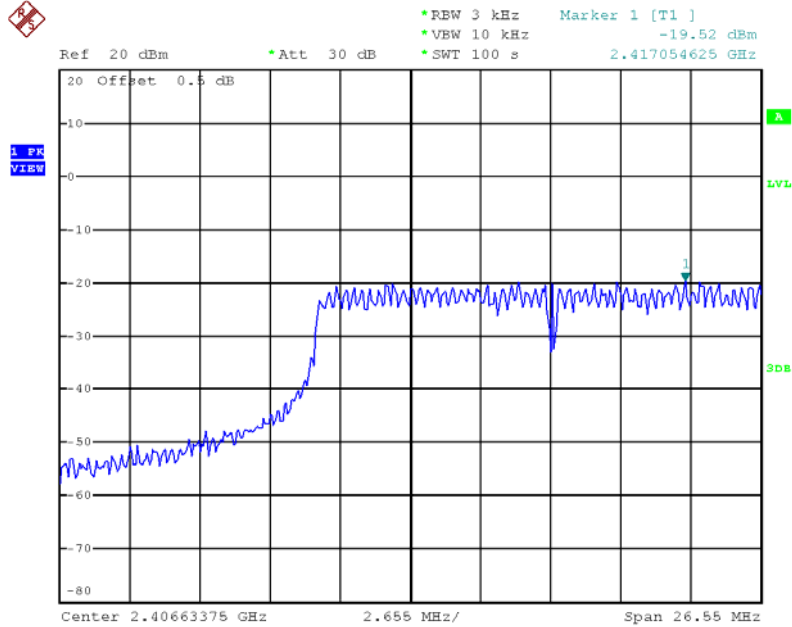
Date: 12.JUN.2014 17:56:59



| | | | |
|--------------|--|-------------------|---------------------|
| EUT | Unified Wired-WLAN Walljack | Model Name | BJNGA-FB0003;JG971A |
| Temperature | 26°C | Relative Humidity | 60% |
| Test Voltage | DC 48V | | |
| Test Mode | IEEE 802.11n (20 MHz)/2412 MHz, 2437 MHz, 2462 MHz_ANT A | | |

| Frequency | Power Density (dBm) | Limit (dBm) | Result |
|-----------|---------------------|-------------|--------|
| 2412 MHz | -19.52 | 8 | PASS |
| 2437 MHz | -18.63 | 8 | PASS |
| 2462 MHz | -19.08 | 8 | PASS |

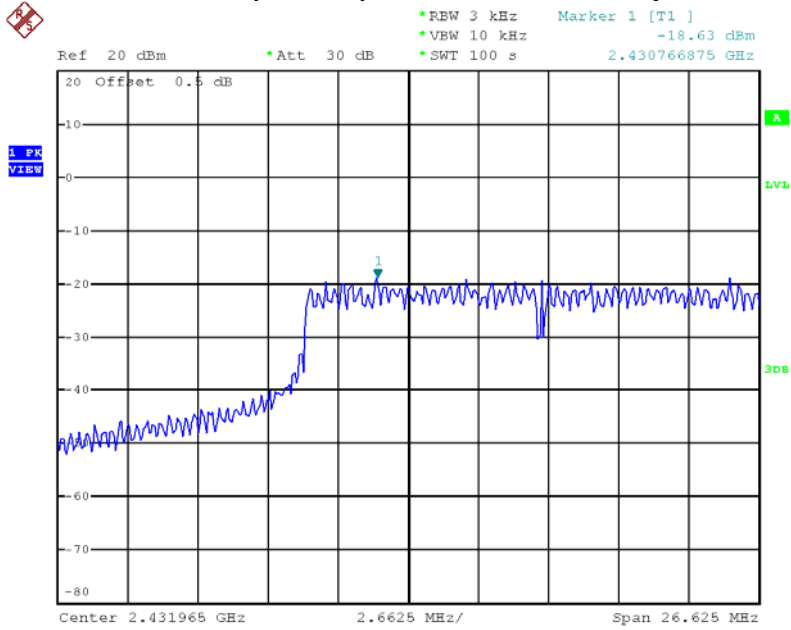
IEEE 802.11n (20 MHz)/2412 MHz/Power Sepctral Density



Date: 12.JUN.2014 18:01:40

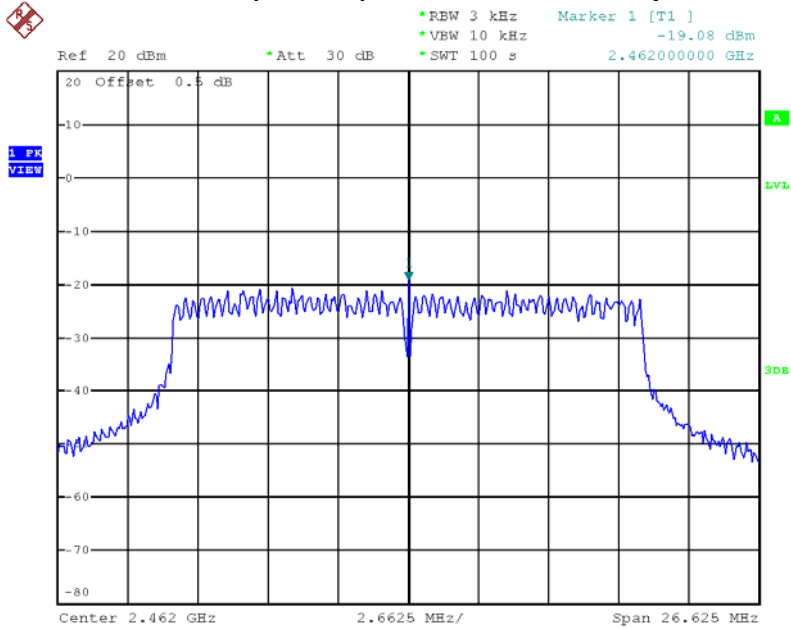


IEEE 802.11n (20 MHz)/2437 MHz/Power Sepctral Density



Date: 12.JUN.2014 18:07:13

IEEE 802.11n (20 MHz)/2462 MHz/Power Sepctral Density



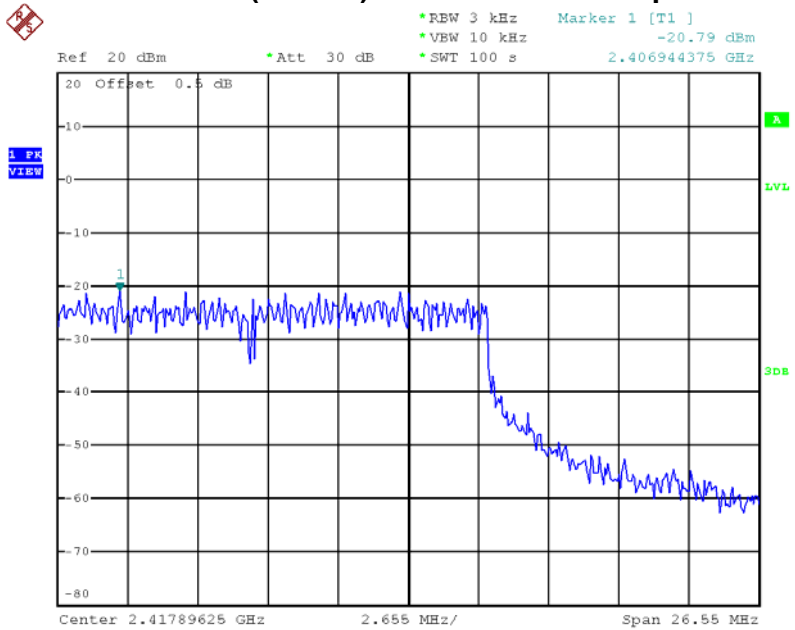
Date: 12.JUN.2014 18:10:58



| | | | |
|--------------|--|-------------------|---------------------|
| EUT | Unified Wired-WLAN Walljack | Model Name | BJNGA-FB0003;JG971A |
| Temperature | 26°C | Relative Humidity | 60% |
| Test Voltage | DC 48V | | |
| Test Mode | IEEE 802.11n (20 MHz)/2412 MHz, 2437 MHz, 2462 MHz_ANT B | | |

| Frequency | Power Density (dBm) | Limit (dBm) | Result |
|-----------|---------------------|-------------|--------|
| 2412 MHz | -20.79 | 8 | PASS |
| 2437 MHz | -19.83 | 8 | PASS |
| 2462 MHz | -20.47 | 8 | PASS |

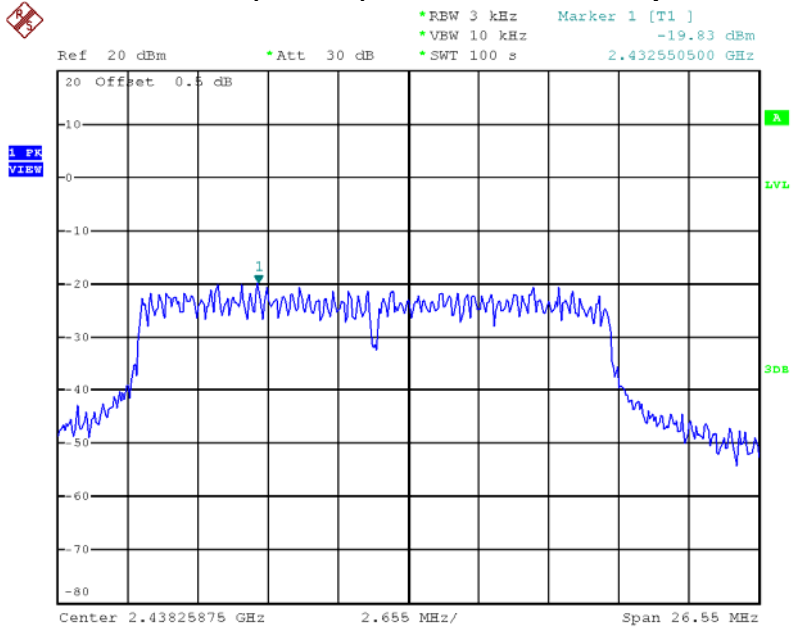
IEEE 802.11n (20 MHz)/2412 MHz/Power Sepctral Density



Date: 12.JUN.2014 18:27:01

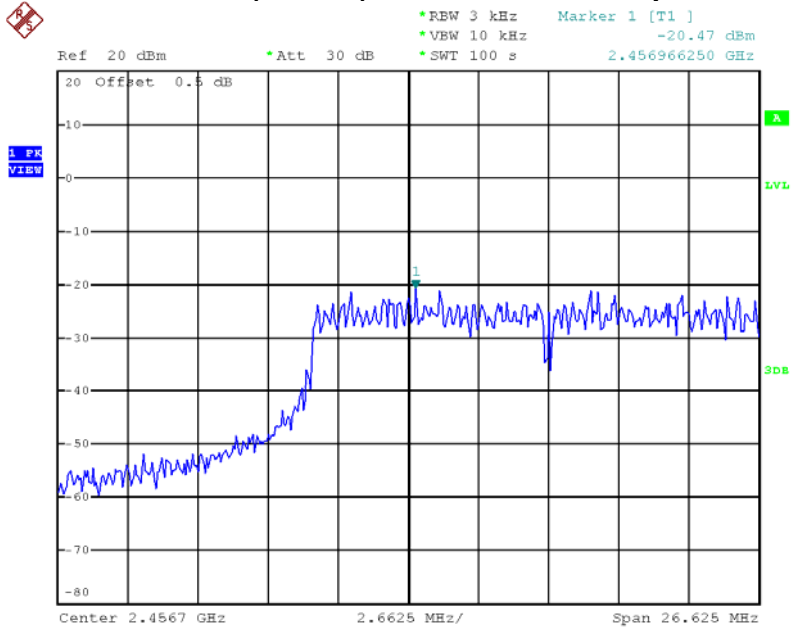


IEEE 802.11n (20 MHz)/2437 MHz/Power Sepctral Density



Date: 12.JUN.2014 18:29:32

IEEE 802.11n (20 MHz)/2462 MHz/Power Sepctral Density



Date: 12.JUN.2014 18:32:22



| | | | |
|--------------|--|-------------------|---------------------|
| EUT | Unified Wired-WLAN Walljack | Model Name | BJNGA-FB0003;JG971A |
| Temperature | 26°C | Relative Humidity | 60% |
| Test Voltage | DC 48V | | |
| Test Mode | IEEE 802.11n (20 MHz)/2412 MHz, 2437 MHz, 2462 MHz_Total | | |

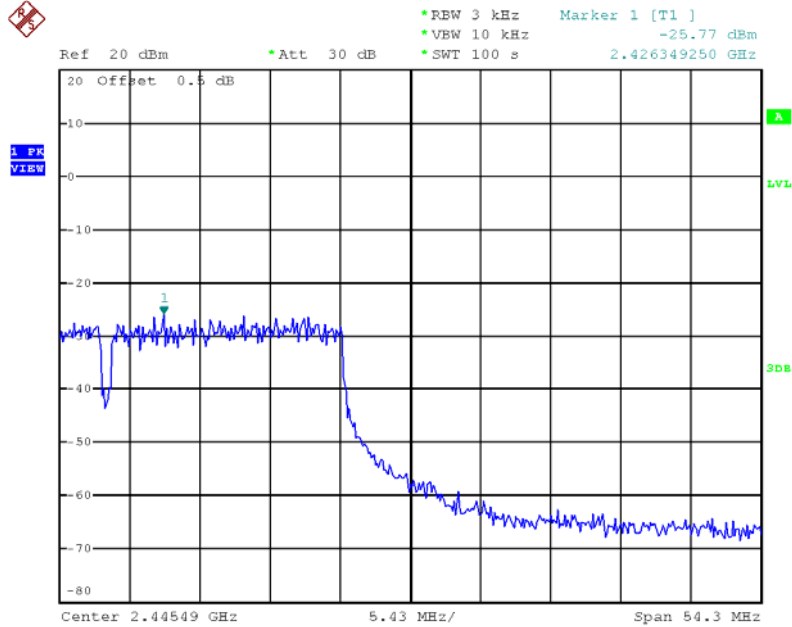
| Frequency | Power Density (dBm) | Limit (dBm) | Result |
|-----------|---------------------|-------------|--------|
| 2412 MHz | -17.10 | 8 | PASS |
| 2437 MHz | -16.18 | 8 | PASS |
| 2462 MHz | -16.71 | 8 | PASS |



| | | | |
|--------------|--|-------------------|---------------------|
| EUT | Unified Wired-WLAN Walljack | Model Name | BJNGA-FB0003;JG971A |
| Temperature | 26°C | Relative Humidity | 60% |
| Test Voltage | DC 48V | | |
| Test Mode | IEEE 802.11n (40 MHz)/2422 MHz, 2437 MHz, 2452 MHz_ANT A | | |

| Frequency | Power Density (dBm) | Limit (dBm) | Result |
|-----------|---------------------|-------------|--------|
| 2422 MHz | -25.77 | 8 | PASS |
| 2437 MHz | -23.06 | 8 | PASS |
| 2452 MHz | -27.12 | 8 | PASS |

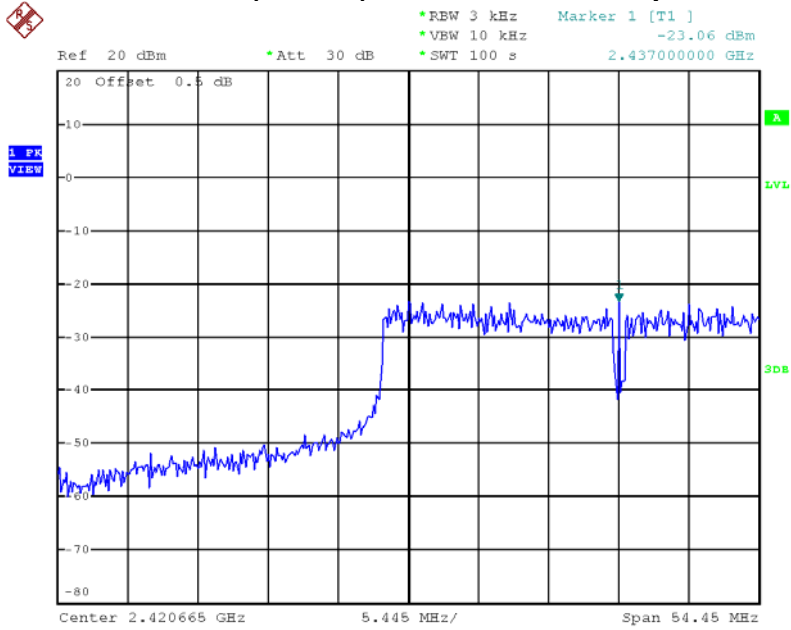
IEEE 802.11n (40 MHz)/2422 MHz/Power Sepctral Density



Date: 12.JUN.2014 18:16:15

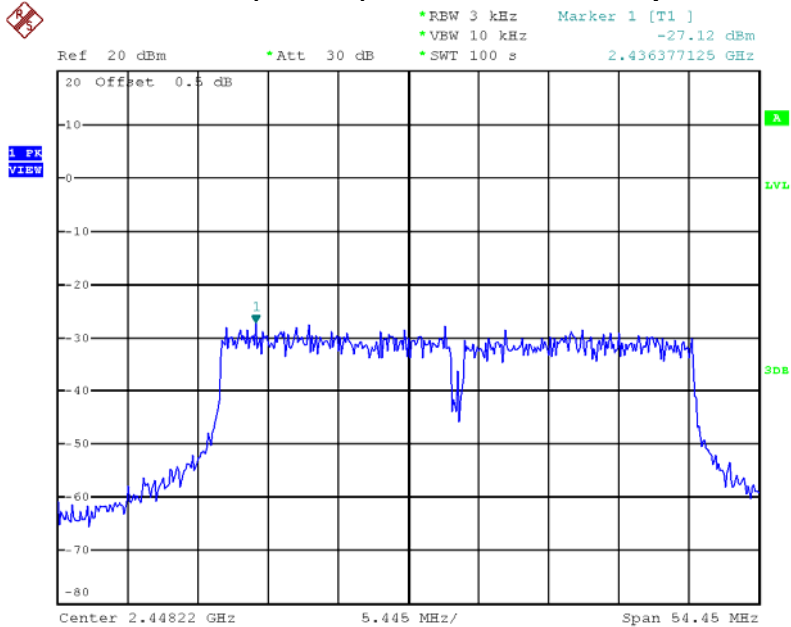


IEEE 802.11n (40 MHz)/2437 MHz/Power Sepctral Density



Date: 12.JUN.2014 18:19:18

IEEE 802.11n (40 MHz)/2452 MHz/Power Sepctral Density



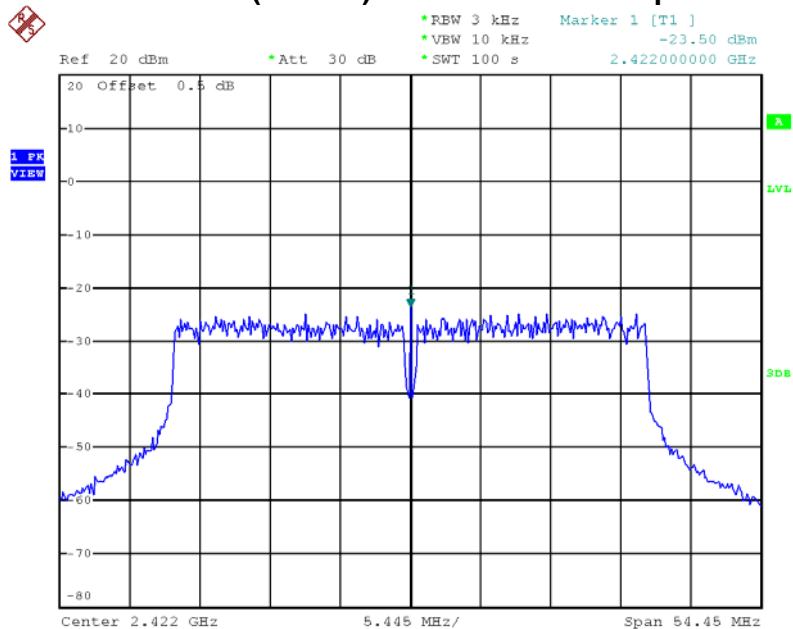
Date: 12.JUN.2014 18:23:01



| | | | |
|--------------|--|-------------------|---------------------|
| EUT | Unified Wired-WLAN Walljack | Model Name | BJNGA-FB0003;JG971A |
| Temperature | 26°C | Relative Humidity | 60% |
| Test Voltage | DC 48V | | |
| Test Mode | IEEE 802.11n (40 MHz)/2422 MHz, 2437 MHz, 2452 MHz_ANT B | | |

| Frequency | Power Density (dBm) | Limit (dBm) | Result |
|-----------|---------------------|-------------|--------|
| 2422 MHz | -23.50 | 8 | PASS |
| 2437 MHz | -21.64 | 8 | PASS |
| 2452 MHz | -24.82 | 8 | PASS |

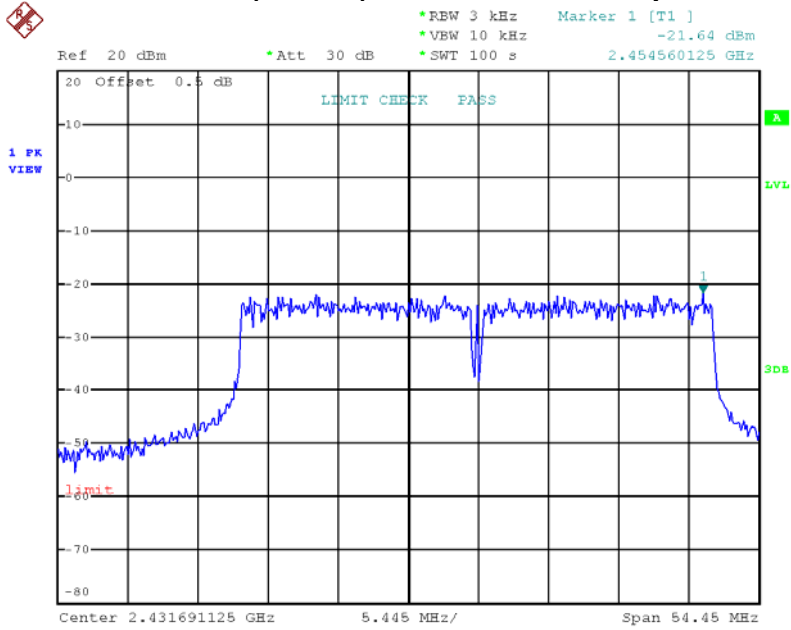
IEEE 802.11n (40 MHz)/2422 MHz/Power Sepctral Density



Date: 12.JUN.2014 18:37:27

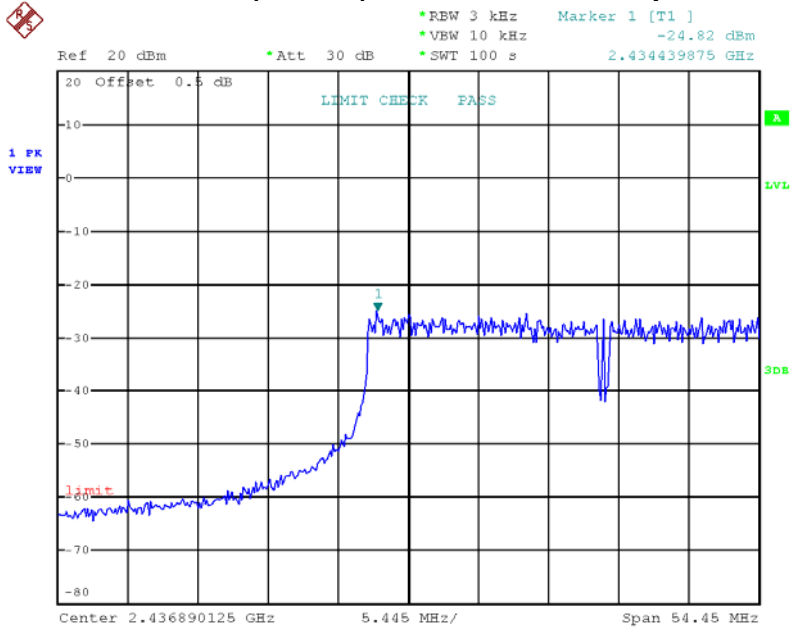


IEEE 802.11n (40 MHz)/2437 MHz/Power Sepctral Density



Date: 12.JUN.2014 19:30:22

IEEE 802.11n (40 MHz)/2452 MHz/Power Sepctral Density



Date: 12.JUN.2014 19:35:21





| | | | |
|--------------|--|-------------------|---------------------|
| EUT | Unified Wired-WLAN Walljack | Model Name | BJNGA-FB0003;JG971A |
| Temperature | 26°C | Relative Humidity | 60% |
| Test Voltage | DC 48V | | |
| Test Mode | IEEE 802.11n (40 MHz)/2422 MHz, 2437 MHz, 2452 MHz_Total | | |

| Frequency | Power Density (dBm) | Limit (dBm) | Result |
|-----------|---------------------|-------------|--------|
| 2422 MHz | -21.48 | 8 | PASS |
| 2437 MHz | -19.28 | 8 | PASS |
| 2452 MHz | -22.81 | 8 | PASS |



10 EUT TEST PHOTO

Radiated spurious emission test photos





Conducted test photos

