


## PHOTOGRAPHS OF THE TEST CONFIGURATION

2.4GHz Band

CONDUCTED EMISSION TEST (Test Mode A 1)




## CONDUCTED EMISSION TEST (Test Mode A 2)



CONDUCTED EMISSION TEST (Test Mode B 1)



### CONDUCTED EMISSION TEST (Test Mode B 2)



**5GHz Band**  
CONDUCTED EMISSION TEST (Test Mode A 1)







### CONDUCTED EMISSION TEST (Test Mode A 2)



### CONDUCTED EMISSION TEST (Test Mode B 1)





CONDUCTED EMISSION TEST (Test Mode B 2)





### 2.4GHz Band



### RADIATED EMISSION TEST (Test Mode A 1)



### RADIATED EMISSION TEST (Test Mode A 2)





### RADIATED EMISSION TEST (Test Mode B 1)






### RADIATED EMISSION TEST (Test Mode B 2)





## 5GHz Band

### RADIATED EMISSION TEST (Test Mode A 1)









## RADIATED EMISSION TEST (Test Mode A 2)



### RADIATED EMISSION TEST (Test Mode B 1)




### RADIATED EMISSION TEST (Test Mode B 2)





### DFS Test

Test results demonstrating Master links with Client on a test frequency.



The Master and DFS-certified Client device are associated, and the movie can be streamed as specified in the DFS Order.

