



9. SETUP PHOTOS

ANTENNA PORT CONDUCTED RF MEASUREMENT SETUP




RADIATED RF MEASUREMENT SETUP FOR PORTABLE CONFIGURATION

X-AXIS FRONT PHOTO



Y-AXIS FRONT PHOTO




Z-AXIS FRONT PHOTO




EUT WITH INDUCTIVE CHARGING DOCK

FRONT PHOTO



BACK PHOTO



POWERLINE CONDUCTED EMISSIONS MEASUREMENT SETUP

EUT WITH AC/DC ADAPTER

LINE CONDUCTED FRONT PHOTO



LINE CONDUCTED BACK PHOTO



EUT WITH INDUCTIVE CHARGING DOCK

LINE CONDUCTED FRONT PHOTO



LINE CONDUCTED BACK PHOTO



END OF REPORT