

9. SETUP PHOTOS

ANTENNA PORT CONDUCTED RF MEASUREMENT SETUP

ANTENNA PORT CONDUCTED PHOTO



ENVIRONMENTAL CHAMBER PHOTO




RADIATED RF MEASUREMENT SETUP (EUT WITH INDUCTIVE AC ADAPTER)

RADIATED FRONT PHOTO




RADIATED BACK PHOTO




RADIATED RF MEASUREMENT SETUP (EUT WITH INDUCTIVE CHARGING DOCK)

RADIATED FRONT PHOTO



RADIATED BACK PHOTO



RADIATED RF MEASUREMENT SETUP FOR PORTABLE CONFIGURATION

X-AXIS PHOTO



Y-AXIS PHOTO



Z-AXIS PHOTO



POWERLINE CONDUCTED EMISSIONS SETUP (EUT WITH AC ADAPTER)

LINE CONDUCTED FRONT PHOTO



LINE CONDUCTED BACK PHOTO



POWERLINE CONDUCTED EMISSIONS SETUP (EUT WITH INDUCTIVE CHARGING DOCK)

LINE CONDUCTED FRONT PHOTO



LINE CONDUCTED BACK PHOTO



END OF REPORT

Page 131 of 131