



10. SETUP PHOTOS

ANTENNA PORT CONDUCTED RF MEASUREMENT SETUP

ANTENNA PORT CONDUCTED PHOTO



ENVIRONMENTAL CHAMBER PHOTO




RADIATED RF MEASUREMENT SETUP (EUT WITH INDUCTIVE CHARGING DOCK)

RADIATED FRONT PHOTO



RADIATED BACK PHOTO




RADIATED RF MEASUREMENT SETUP FOR PORTABLE CONFIGURATION

X-AXIS PHOTO



Y-AXIS PHOTO



Z-AXIS PHOTO



END OF REPORT