


16. TEST SETUP PHOTO

16.1. SETUP PHOTO

LEFT HAND SIDE TOUCH




LEFT HAND SIDE TTILT (15°)




RIGHT HAND SIDE TOUCH




RIGHT HAND SIDE TILT (15°)




BODY – LCD DOWN w/ 1.5 cm Separation




BODY – LCD UP w/ 1.5 cm Separation



BODY – LCD DOWN w/ 1.5 cm Separation and Headset



BODY – LCD UP w/ 1.5 cm Separation and Headset



17. HOST DEVICE PHOTO

EXTERNAL
L – LCD
UP



EXTERNAL – LCD DOWN



BACK COVER – Front, Original Cover (L), Inductive Cover (R)



BACK COVER – Back, Original Cover (L), Inductive Cover (R)



END OF REPORT