



10. SETUP PHOTOS


10.1. RADIATED EMISSION BELOW 30 MHz





10.2. RADIATED EMISSION ABOVE 30 MHz






10.3. AC MAINS LINE CONDUCTED EMISSION



LINE CONDUCTED EMISSION (SIDE)



END OF REPORT