

16. TEST SETUP PHOTOS

LEFT HAND SIDE (LHS) TOUCH (open)



LEFT HAND SIDE (LHS) TTILT (15°) (open)



LEFT HAND SIDE (LHS) TOUCH (closed)



LEFT HAND SIDE (LHS) TTILT (15°) (closed)



RIGHT HAND SIDE (RHS) TOUCH (open)



RIGHT HAND SIDE (RHS) TILT (15°) (open)



RIGHT HAND SIDE (RHS) TOUCH (closed)



RIGHT HAND SIDE (RHS) TILT (15°) (closed)



BODY – FACE UP w/ 1.5 cm Separation





BODY – FACE DOWN w/ 1.5 cm Separation




BODY – FACE DOWN w/ 1.5 cm Separation and Headset




BODY – FRONT SIDE w/ 1 cm Separation




BODY – BACK SIDE w/ 1 cm Separation



BODY – LEFT EDGE w/ 1 cm Separation



BODY – RIGHT EDGE w/ 1 cm Separation



BODY – TOP EDGE w/ 1 cm Separation



BODY – BOTTOM EDGE w/ 1 cm Separation



17. EXTERNAL PHOTOS

FACE UP (Slide open)



FACE UP (Slide closed)



FACE DOWN (Slide open)



FACE DOWN (Slide closed)



END OF REPORT