




## 13. TEST SETUP PHOTOGRAPHS



**Figure 13-1**  
**Test Setup for Wireless Device**



**Figure 13-2**  
**Test Setup for Wireless Device**

<b>FCC ID:</b> O8F-895		<b>HAC (T-COIL) TEST REPORT</b>		<b>Reviewed by:</b> Quality Manager
<b>Filename:</b> 0701240041.O8F	<b>Test Dates:</b> January 30 - 31, 2007	<b>EUT Type:</b> Dual-Band CDMA Phone with Bluetooth		Page 33 of 34





Axial

Radial H (Transverse)

Radial V (Longitudinal)

**Figure 13-3**  
**T-Coil Scan Overlay Magnetic Field Distributions**

Note: Final measurement locations are indicated by a cursor on the contour plots.

FCC ID: O8F-895		HAC (T-COIL) TEST REPORT		Reviewed by: Quality Manager
Filename: 0701240041.O8F	Test Dates: January 30 - 31, 2007	EUT Type: Dual-Band CDMA Phone with Bluetooth		Page 34 of 34