

14. ☐ External Photos

**Item 14:** External Photos - EUT photos, internal and external, showing all faces of the device and all circuitry, and one shot per page. Photos shall show top and bottom of each circuit board, both with and without shields. Internal photos shall show the component placement on the chassis and the chassis assembly. If components are covered by an insulator, provide a photo with the cover on, and one with the cover removed. External photos shall show the overall appearance, the antenna used with the device (if any), and the controls available to the user. Please provide as **ONE** legible PDF document for **internal** photos and **ONE** for **external** photos.



Top View



Top View – No Cover



Rear View





Rear View – No Cover




Top View



Top View – No Cover




Right Side View




Right Side – No Cover





Bottom View




Bottom View – No Cover



Left Side View



Left Side – No Cover



Labeling on rear cover for Left side I/O