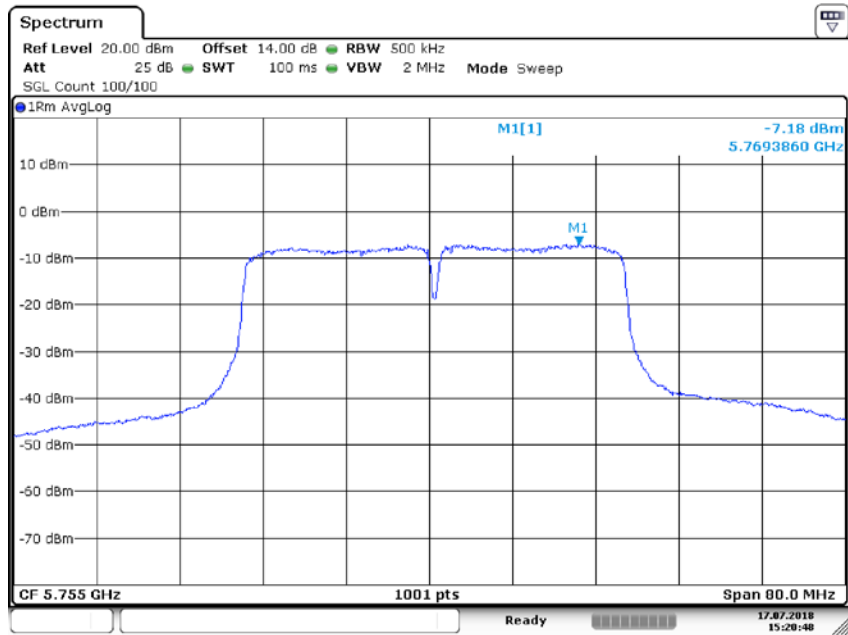
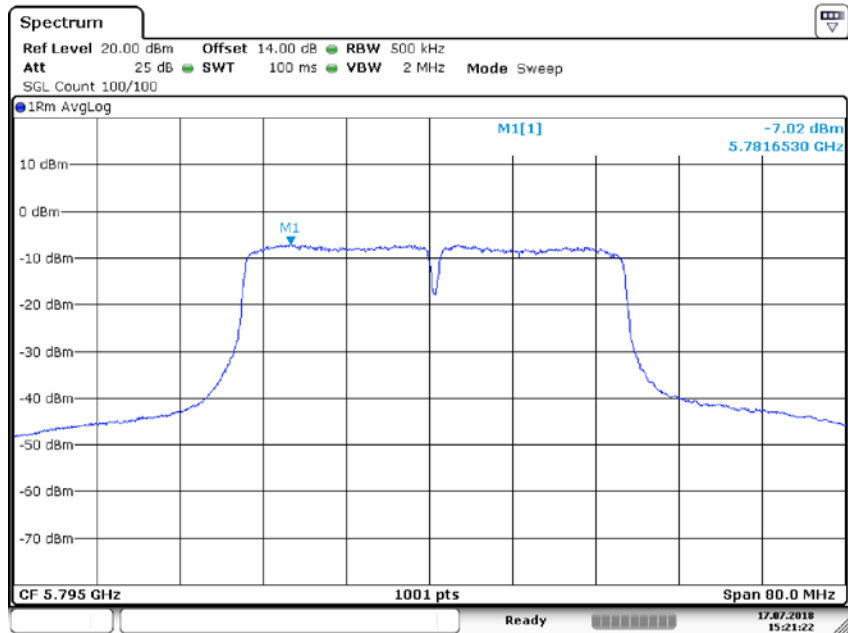


Power Spectral Density UNII Band III  
 Test Model 802.11n(HT40) mode Frequency(MHz) 5755



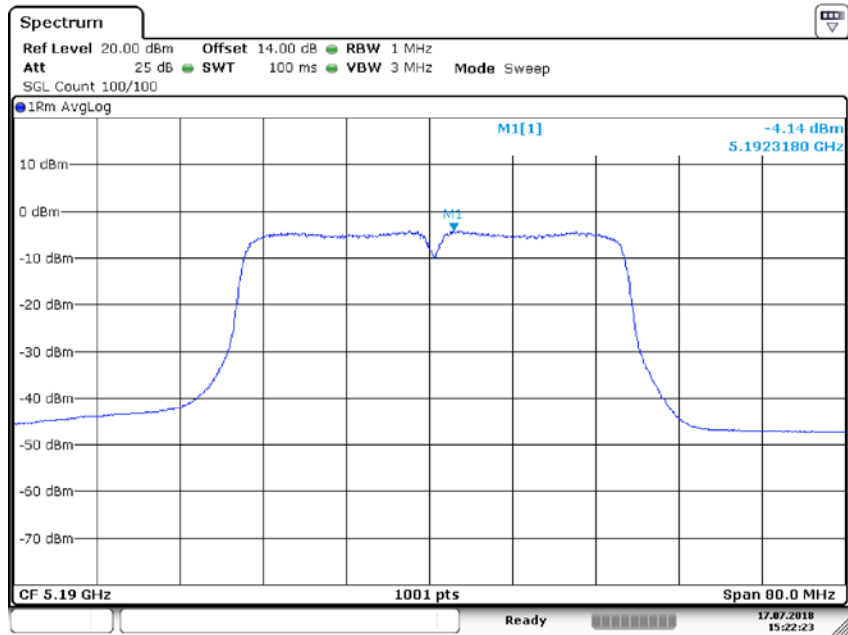
Date: 17.JUL.2018 15:20:48

Power Spectral Density UNII Band III  
 Test Model 802.11n(HT40) mode Frequency(MHz) 5795



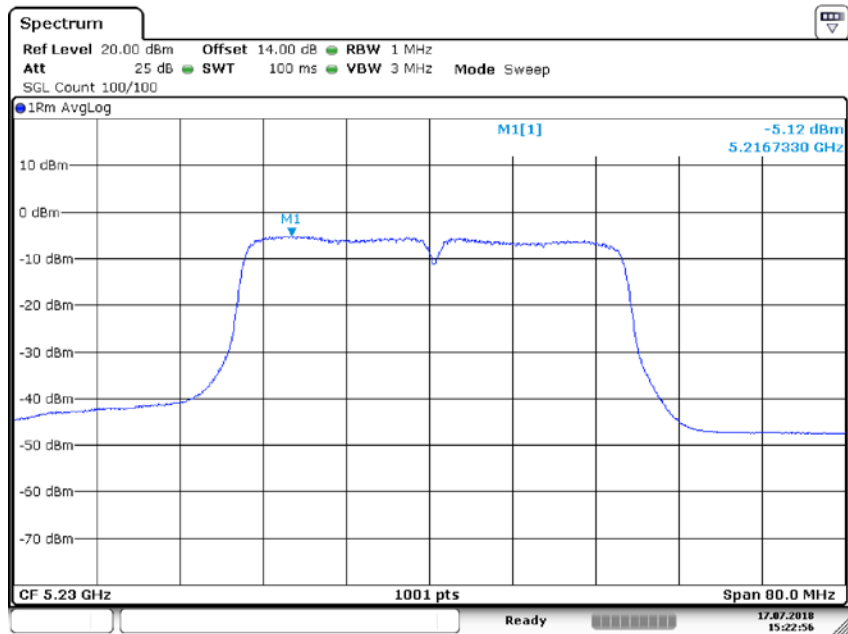
Date: 17.JUL.2018 15:21:22

Power Spectral Density UNII Band I  
 Test Model 802.11ac(VHT40) mode Frequency(MHz) 5190



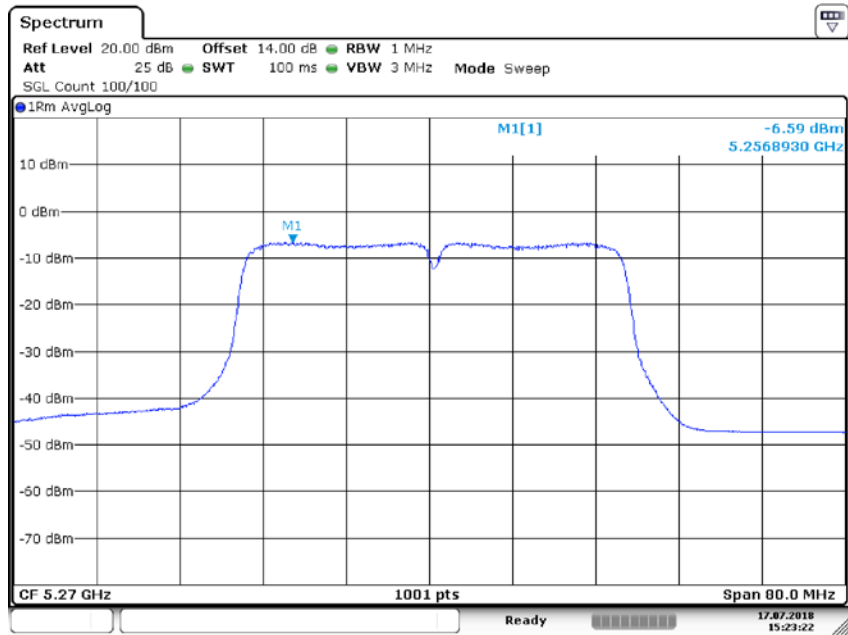
Date: 17 JUL 2018 15:22:23

Power Spectral Density UNII Band I  
 Test Model 802.11ac(VHT40) mode Frequency(MHz) 5230



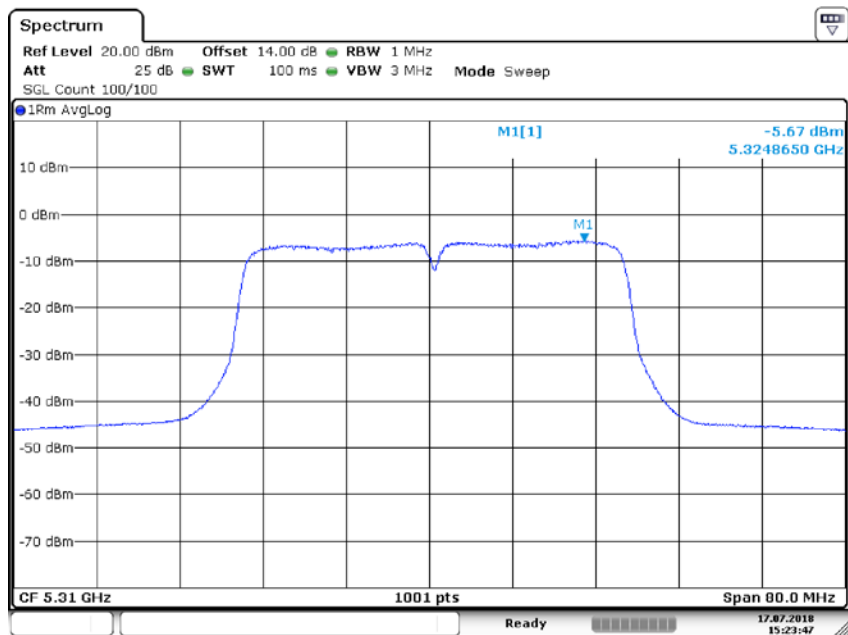
Date: 17 JUL 2018 15:22:56

Power Spectral Density UNII Band II-A  
 Test Model 802.11ac(VHT40) mode Frequency(MHz) 5270



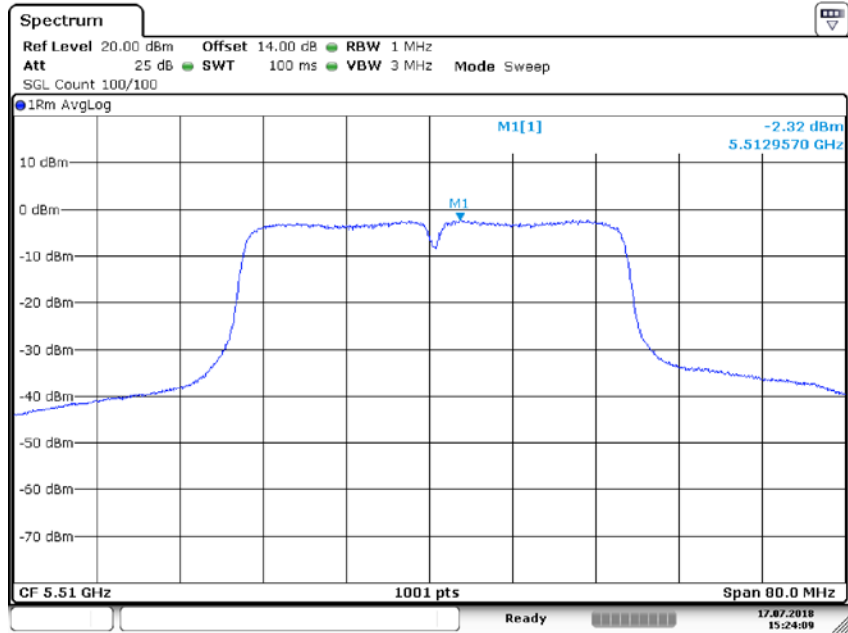
Date: 17.JUL.2018 15:23:21

Power Spectral Density UNII Band II-A  
 Test Model 802.11ac(VHT40) mode Frequency(MHz) 5310



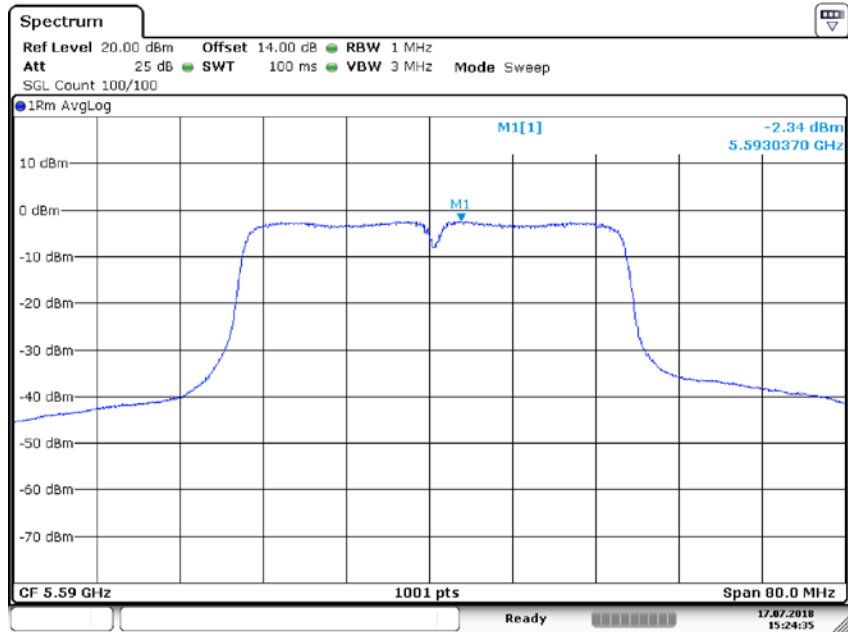
Date: 17.JUL.2018 15:23:47

Power Spectral Density UNII Band II-C  
 Test Model 802.11ac(VHT40) mode Frequency(MHz) 5510



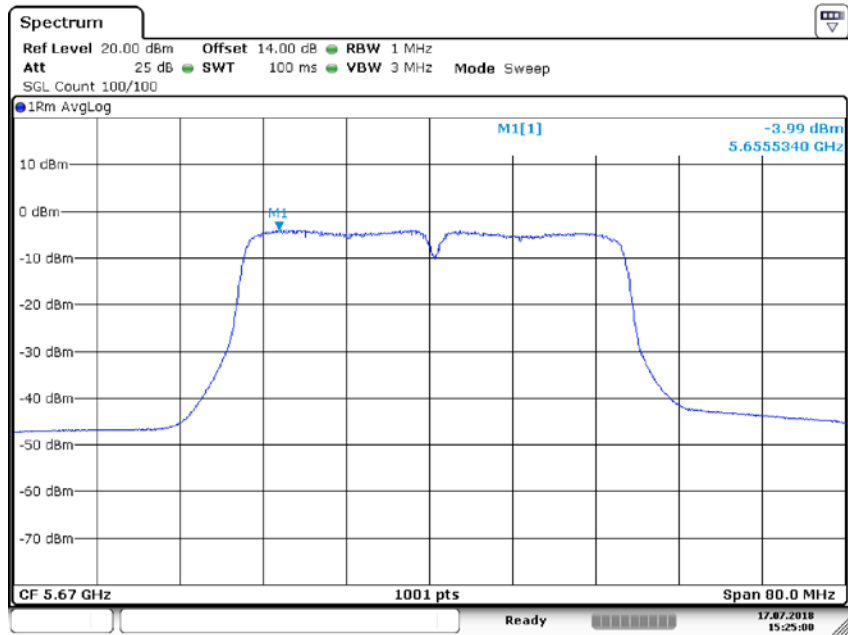
Date: 17 JUL 2018 15:24:09

Power Spectral Density UNII Band II-C  
 Test Model 802.11ac(VHT40) mode Frequency(MHz) 5590



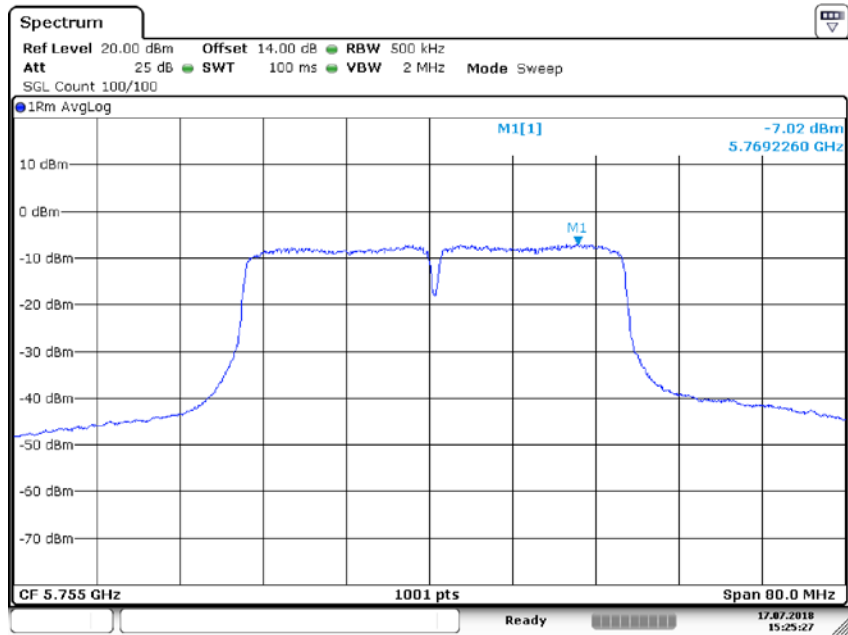
Date: 17 JUL 2018 15:24:35

Power Spectral Density UNII Band II-C  
Test Model 802.11ac(VHT40) mode Frequency(MHz) 5670



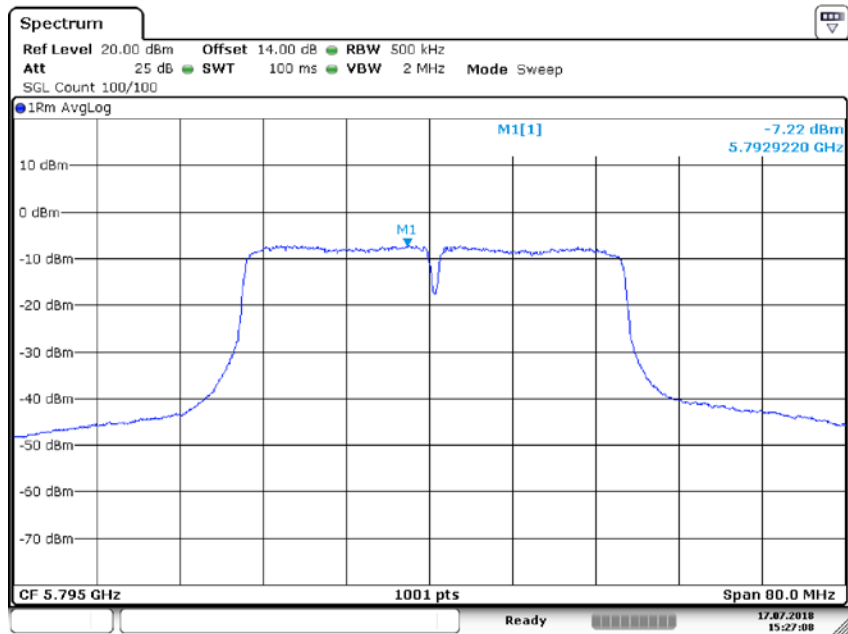
Date: 17 JUL 2018 15:24:59

Power Spectral Density UNII Band III  
 Test Model 802.11ac(VHT40) mode Frequency(MHz) 5755



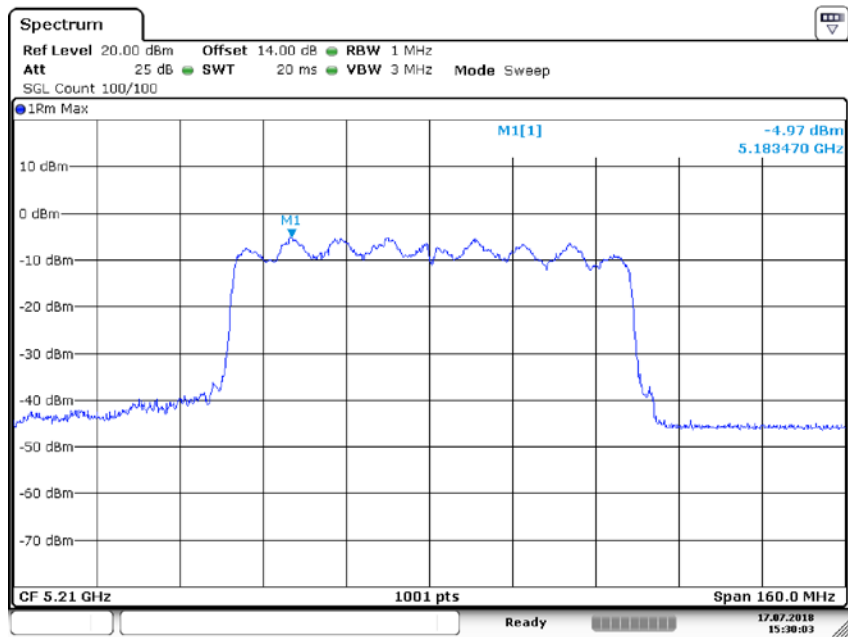
Date: 17 JUL 2018 15:25:27

Power Spectral Density UNII Band III  
 Test Model 802.11ac(VHT40) mode Frequency(MHz) 5795



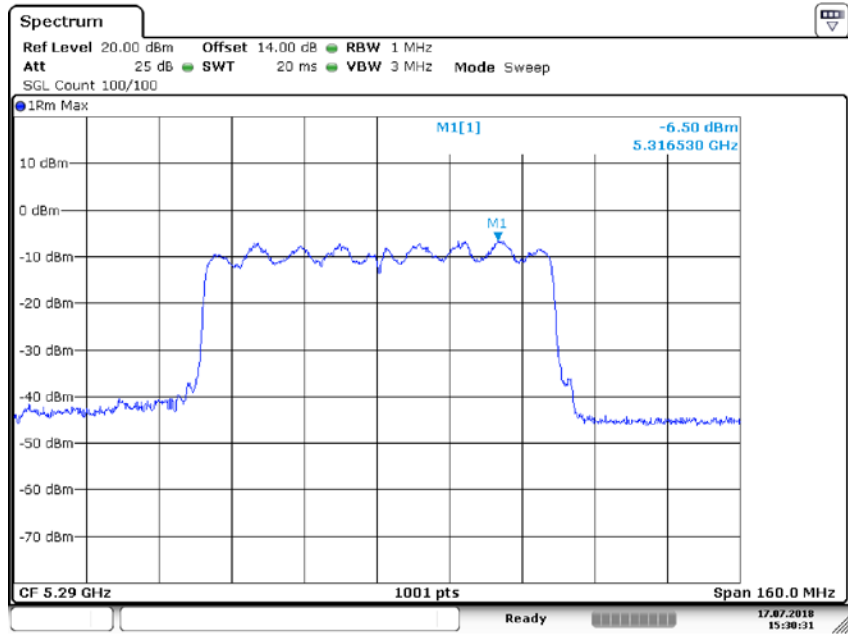
Date: 17 JUL 2018 15:27:07

Power Spectral Density UNII Band I  
 Test Model 802.11ac(VHT80) mode Frequency(MHz) 5210



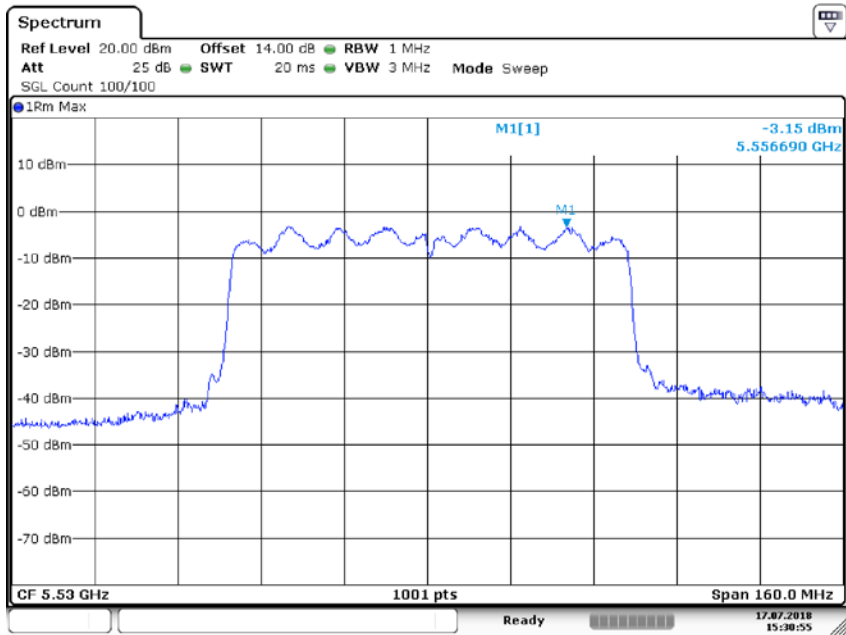
Date: 17.JUL.2018 15:30:03

Power Spectral Density UNII Band II-A  
 Test Model 802.11ac(VHT80) mode Frequency(MHz) 5290



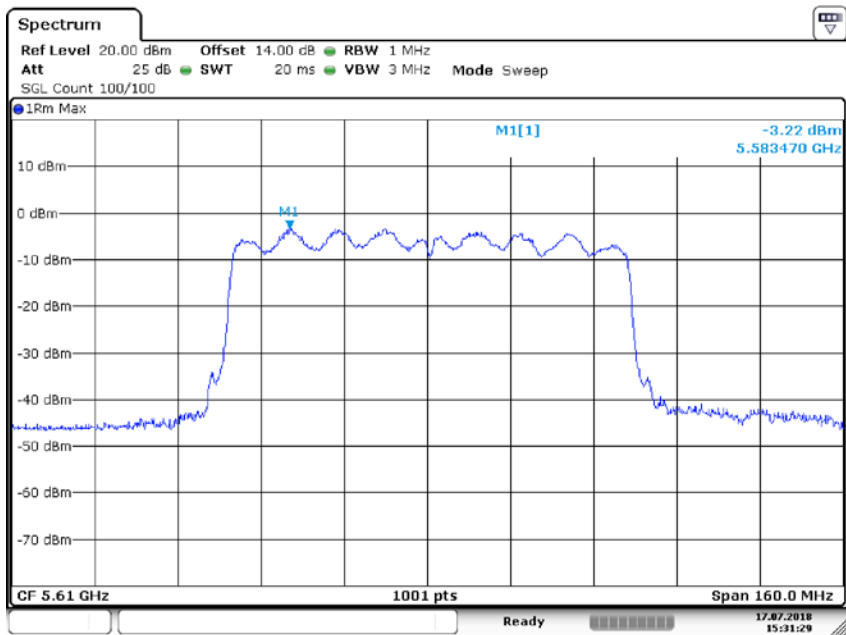
Date: 17.JUL.2018 15:30:31

Power Spectral Density UNII Band II-C  
 Test Model 802.11ac(VHT80) mode Frequency(MHz) 5530



Date: 17.JUL.2018 15:30:55

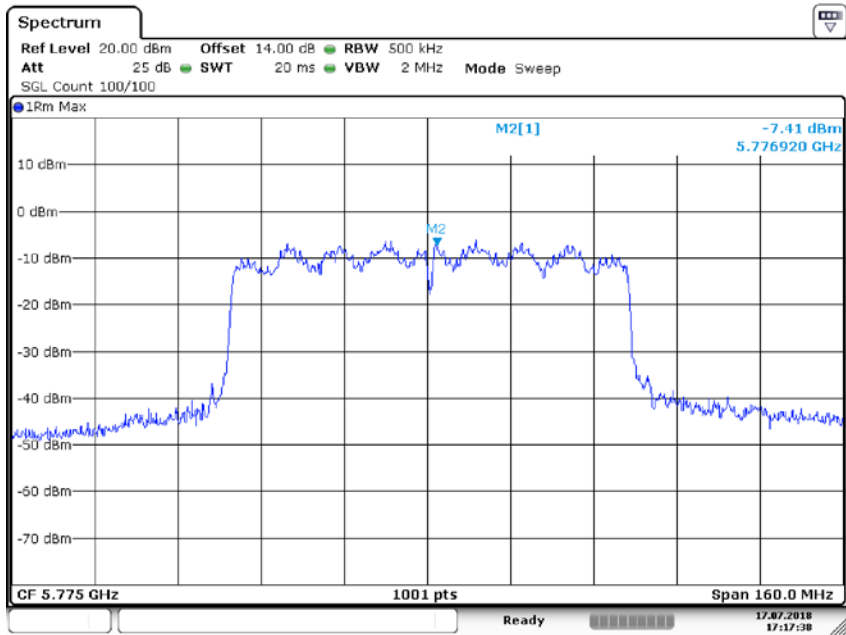
Power Spectral Density UNII Band II-C  
 Test Model 802.11ac(VHT80) mode Frequency(MHz) 5610



Date: 17.JUL.2018 15:31:29



Power Spectral Density UNII Band III  
 Test Model 802.11ac(VHT80) mode Frequency(MHz) 5775



Date: 17.JUL.2018 17:17:38

## 8.4 FREQUENCY STABILITY

### 8.4.1 Applicable Standard

According to FCC Part 15.407(g)  
ANSI C63.10 Section 6.8

### 8.4.2 Conformance Limit

Manufacturers of U-NII devices are responsible for ensuring frequency stability such that an emission is maintained within the band of operation under all conditions of normal operation as specified in the users manual.

### 8.4.3 Test Configuration

Test according to clause 6.1 radio frequency test setup

### 8.4.4 Test Procedure

The RF output of EUT was connected to the spectrum analyzer by RF cable and attenuator. The path loss was compensated to the results for each measurement.

Set to the maximum power setting and enable the EUT transmit continuously

Set RBW = 10 kHz.

Set the video bandwidth (VBW) =30 kHz.

Set Span= Entire absence of modulation emissions bandwidth

Set Detector = Peak.

Set Trace mode = max hold.

Set Sweep = auto couple.

Allow the trace to stabilize.

The test extreme voltage is to change the primary supply voltage from 85 to 115 percent of the nominal value.

Beginning at each temperature level specified in user manual , the frequency shall be measured within one minute after application of primary power to the transmitter and at intervals of no more than one minute thereafter until ten minutes have elapsed or until sufficient measurements are obtained to indicate clearly that the frequency has stabilized within the applicable tolerance, whichever time period is greater. During each test, the ambient temperature shall not be allowed to rise more than 10° centigrade above the respective beginning ambient temperature level

Measure and record the results in the test report.

### 8.4.5 Test Results

Antenna 0 5180  
 Temperature : -- Test By: King Kong  
 Humidity : 65 %

Voltage(V)	Temp(°C)	Test Frequency (MHz)	Max. Deviation (KHz)	Verdict
Vnom	-20	5179.975	-25	Pass
	-10	5179.983	-17	Pass
	0	5179.978	-22	Pass
	10	5179.984	-16	Pass
	20	5179.979	-21	Pass
	30	5179.986	-14	Pass
	40	5179.986	-14	Pass
	50	5179.984	-16	Pass
85% Vnom	20	5179.984	-16	Pass
115% Vnom	20	5179.978	-22	Pass

Antenna 0 5200  
 Temperature : -- Test By: King Kong  
 Humidity : 65 %

Voltage(V)	Temp(°C)	Test Frequency (MHz)	Max. Deviation (KHz)	Verdict
Vnom	-20	5199.961	-39	Pass
	-10	5199.968	-32	Pass
	0	5199.969	-31	Pass
	10	5199.967	-33	Pass
	20	5199.968	-32	Pass
	30	5199.967	-33	Pass
	40	5199.970	-30	Pass
	50	5199.970	-30	Pass
85% Vnom	20	5199.967	-33	Pass
115% Vnom	20	5199.970	-30	Pass

Antenna 0 5240  
 Temperature : -- Test By: King Kong  
 Humidity : 65 %

Voltage(V)	Temp(°C)	Test Frequency (MHz)	Max. Deviation (KHz)	Verdict
Vnom	-20	5239.985	-15	Pass
	-10	5239.983	-17	Pass
	0	5239.986	-14	Pass
	10	5239.986	-14	Pass
	20	5239.986	-14	Pass
	30	5239.985	-15	Pass
	40	5239.986	-14	Pass
	50	5239.988	-12	Pass
85% Vnom	20	5239.987	-13	Pass
115% Vnom	20	5239.984	-16	Pass

Antenna 0 5260  
 Temperature : -- Test By: King Kong  
 Humidity : 65 %

Voltage(V)	Temp(°C)	Test Frequency (MHz)	Max. Deviation (KHz)	Verdict
Vnom	-20	5259.981	-19	Pass
	-10	5259.982	-18	Pass
	0	5259.979	-21	Pass
	10	5259.982	-18	Pass
	20	5259.981	-19	Pass
	30	5259.983	-17	Pass
	40	5259.978	-22	Pass
50	5259.983	-17	Pass	
85% Vnom	20	5259.980	-20	Pass
115% Vnom	20	5259.982	-18	Pass

Antenna 0 5280  
 Temperature : -- Test By: King Kong  
 Humidity : 65 %

Voltage(V)	Temp(°C)	Test Frequency (MHz)	Max. Deviation (KHz)	Verdict
Vnom	-20	5279.985	-15	Pass
	-10	5279.986	-14	Pass
	0	5279.986	-14	Pass
	10	5279.989	-11	Pass
	20	5279.990	-10	Pass
	30	5279.987	-13	Pass
	40	5279.988	-12	Pass
50	5279.985	-15	Pass	
85% Vnom	20	5279.985	-15	Pass
115% Vnom	20	5279.989	-11	Pass

Antenna 0 5320  
 Temperature : -- Test By: King Kong  
 Humidity : 65 %

Voltage(V)	Temp(°C)	Test Frequency (MHz)	Max. Deviation (KHz)	Verdict
Vnom	-20	5319.956	-44	Pass
	-10	5319.957	-43	Pass
	0	5319.957	-43	Pass
	10	5319.958	-42	Pass
	20	5319.957	-43	Pass
	30	5319.957	-43	Pass
	40	5319.959	-41	Pass
50	5319.958	-42	Pass	
85% Vnom	20	5319.958	-42	Pass
115% Vnom	20	5319.955	-45	Pass

Antenna 0 5500  
 Temperature : -- Test By: King Kong  
 Humidity : 65 %

Voltage(V)	Temp(°C)	Test Frequency (MHz)	Max. Deviation (KHz)	Verdict
Vnom	-20	5499.970	-30	Pass
	-10	5499.972	-28	Pass
	0	5499.972	-28	Pass
	10	5499.972	-28	Pass
	20	5499.972	-28	Pass
	30	5499.971	-29	Pass
	40	5499.971	-29	Pass
50	5499.970	-30	Pass	
85% Vnom	20	5499.970	-30	Pass
115% Vnom	20	5499.971	-29	Pass

Antenna 0 5600  
 Temperature : -- Test By: King Kong  
 Humidity : 65 %

Voltage(V)	Temp(°C)	Test Frequency (MHz)	Max. Deviation (KHz)	Verdict
Vnom	-20	5599.974	-26	Pass
	-10	5599.972	-28	Pass
	0	5599.974	-26	Pass
	10	5599.973	-27	Pass
	20	5599.972	-28	Pass
	30	5599.970	-30	Pass
	40	5599.972	-28	Pass
50	5599.974	-26	Pass	
85% Vnom	20	5599.973	-27	Pass
115% Vnom	20	5599.972	-28	Pass

Antenna 0 5700  
 Temperature : -- Test By: King Kong  
 Humidity : 65 %

Voltage(V)	Temp(°C)	Test Frequency (MHz)	Max. Deviation (KHz)	Verdict
Vnom	-20	5699.965	-35	Pass
	-10	5699.965	-35	Pass
	0	5699.966	-34	Pass
	10	5699.962	-38	Pass
	20	5699.962	-38	Pass
	30	5699.962	-38	Pass
	40	5699.964	-36	Pass
50	5699.962	-38	Pass	
85% Vnom	20	5699.964	-36	Pass
115% Vnom	20	5699.962	-38	Pass

Antenna 0 5745  
 Temperature : -- Test By: King Kong  
 Humidity : 65 %

Voltage(V)	Temp(°C)	Test Frequency (MHz)	Max. Deviation (KHz)	Verdict
Vnom	-20	5744.972	-28	Pass
	-10	5744.971	-29	Pass
	0	5744.974	-26	Pass
	10	5744.972	-28	Pass
	20	5744.973	-27	Pass
	30	5744.971	-29	Pass
	40	5744.971	-29	Pass
50	5744.974	-26	Pass	
85% Vnom	20	5744.973	-27	Pass
115% Vnom	20	5744.973	-27	Pass

Antenna 0 5785  
 Temperature : -- Test By: King Kong  
 Humidity : 65 %

Voltage(V)	Temp(°C)	Test Frequency (MHz)	Max. Deviation (KHz)	Verdict
Vnom	-20	5784.975	-25	Pass
	-10	5784.978	-22	Pass
	0	5784.976	-24	Pass
	10	5784.978	-22	Pass
	20	5784.977	-23	Pass
	30	5784.979	-21	Pass
	40	5784.976	-24	Pass
50	5784.977	-23	Pass	
85% Vnom	20	5784.978	-22	Pass
115% Vnom	20	5784.977	-23	Pass

Antenna 0 5825  
 Temperature : -- Test By: King Kong  
 Humidity : 65 %

Voltage(V)	Temp(°C)	Test Frequency (MHz)	Max. Deviation (KHz)	Verdict
Vnom	-20	5824.970	-30	Pass
	-10	5824.968	-32	Pass
	0	5824.972	-28	Pass
	10	5824.969	-31	Pass
	20	5824.969	-31	Pass
	30	5824.968	-32	Pass
	40	5824.971	-29	Pass
50	5824.970	-30	Pass	
85% Vnom	20	5824.968	-32	Pass
115% Vnom	20	5824.972	-28	Pass



Antenna 0 5270  
 Temperature : -- Test By: King Kong  
 Humidity : 65 %

Voltage(V)	Temp(°C)	Test Frequency (MHz)	Max. Deviation (KHz)	Verdict
Vnom	-20	5269.959	-41	Pass
	-10	5269.960	-40	Pass
	0	5269.961	-39	Pass
	10	5269.958	-42	Pass
	20	5269.958	-42	Pass
	30	5269.959	-41	Pass
	40	5269.960	-40	Pass
50	5269.960	-40	Pass	
85% Vnom	20	5269.959	-41	Pass
115% Vnom	20	5269.959	-41	Pass

Antenna 0 5310  
 Temperature : -- Test By: King Kong  
 Humidity : 65 %

Voltage(V)	Temp(°C)	Test Frequency (MHz)	Max. Deviation (KHz)	Verdict
Vnom	-20	5309.967	-33	Pass
	-10	5309.971	-29	Pass
	0	5309.972	-28	Pass
	10	5309.972	-28	Pass
	20	5309.970	-30	Pass
	30	5309.971	-29	Pass
	40	5309.969	-31	Pass
50	5309.967	-33	Pass	
85% Vnom	20	5309.971	-29	Pass
115% Vnom	20	5309.969	-31	Pass



Antenna 0 5510  
 Temperature : -- Test By: King Kong  
 Humidity : 65 %

Voltage(V)	Temp(°C)	Test Frequency (MHz)	Max. Deviation (KHz)	Verdict
Vnom	-20	5509.970	-30	Pass
	-10	5509.969	-31	Pass
	0	5509.969	-31	Pass
	10	5509.970	-30	Pass
	20	5509.967	-33	Pass
	30	5509.967	-33	Pass
	40	5509.968	-32	Pass
50	5509.971	-29	Pass	
85% Vnom	20	5509.970	-30	Pass
115% Vnom	20	5509.970	-30	Pass

Antenna 0 5590  
 Temperature : -- Test By: King Kong  
 Humidity : 65 %

Voltage(V)	Temp(°C)	Test Frequency (MHz)	Max. Deviation (KHz)	Verdict
Vnom	-20	5589.970	-30	Pass
	-10	5589.970	-30	Pass
	0	5589.970	-30	Pass
	10	5589.968	-32	Pass
	20	5589.966	-34	Pass
	30	5589.967	-33	Pass
	40	5589.971	-29	Pass
50	5589.967	-33	Pass	
85% Vnom	20	5589.968	-32	Pass
115% Vnom	20	5589.966	-34	Pass

Antenna 0 5670  
 Temperature : -- Test By: King Kong  
 Humidity : 65 %

Voltage(V)	Temp(°C)	Test Frequency (MHz)	Max. Deviation (KHz)	Verdict
Vnom	-20	5669.970	-30	Pass
	-10	5669.970	-30	Pass
	0	5669.966	-34	Pass
	10	5669.967	-33	Pass
	20	5669.968	-32	Pass
	30	5669.967	-33	Pass
	40	5669.967	-33	Pass
50	5669.966	-34	Pass	
85% Vnom	20	5669.967	-33	Pass
115% Vnom	20	5669.968	-32	Pass

Antenna 0 5755  
 Temperature : -- Test By: King Kong  
 Humidity : 65 %

Voltage(V)	Temp(°C)	Test Frequency (MHz)	Max. Deviation (KHz)	Verdict
Vnom	-20	5754.981	-19	Pass
	-10	5754.982	-18	Pass
	0	5754.980	-20	Pass
	10	5754.983	-17	Pass
	20	5754.983	-17	Pass
	30	5754.982	-18	Pass
	40	5754.984	-16	Pass
50	5754.980	-20	Pass	
85% Vnom	20	5754.984	-16	Pass
115% Vnom	20	5754.980	-20	Pass

Antenna 0 5795  
 Temperature : -- Test By: King Kong  
 Humidity : 65 %

Voltage(V)	Temp(°C)	Test Frequency (MHz)	Max. Deviation (KHz)	Verdict
Vnom	-20	5794.975	-25	Pass
	-10	5794.974	-26	Pass
	0	5794.971	-29	Pass
	10	5794.972	-28	Pass
	20	5794.972	-28	Pass
	30	5794.971	-29	Pass
	40	5794.973	-27	Pass
50	5794.972	-28	Pass	
85% Vnom	20	5794.975	-25	Pass
115% Vnom	20	5794.975	-25	Pass

Antenna 0 5210  
 Temperature : -- Test By: King Kong  
 Humidity : 65 %

Voltage(V)	Temp(°C)	Test Frequency (MHz)	Max. Deviation (KHz)	Verdict
Vnom	-20	5209.965	-35	Pass
	-10	5209.965	-35	Pass
	0	5209.967	-33	Pass
	10	5209.965	-35	Pass
	20	5209.968	-32	Pass
	30	5209.965	-35	Pass
	40	5209.966	-34	Pass
50	5209.965	-35	Pass	
85% Vnom	20	5209.968	-32	Pass
115% Vnom	20	5209.970	-30	Pass

Antenna 0 5290  
 Temperature : -- Test By: King Kong  
 Humidity : 65 %

Voltage(V)	Temp(°C)	Test Frequency (MHz)	Max. Deviation (KHz)	Verdict
Vnom	-20	5289.968	-32	Pass
	-10	5289.966	-34	Pass
	0	5289.968	-32	Pass
	10	5289.965	-35	Pass
	20	5289.967	-33	Pass
	30	5289.969	-31	Pass
	40	5289.969	-31	Pass
50	5289.968	-32	Pass	
85% Vnom	20	5289.968	-32	Pass
115% Vnom	20	5289.968	-32	Pass

Antenna 0 5530  
 Temperature : -- Test By: King Kong  
 Humidity : 65 %

Voltage(V)	Temp(°C)	Test Frequency (MHz)	Max. Deviation (KHz)	Verdict
Vnom	-20	5529.960	-40	Pass
	-10	5529.956	-44	Pass
	0	5529.958	-42	Pass
	10	5529.959	-41	Pass
	20	5529.956	-44	Pass
	30	5529.958	-42	Pass
	40	5529.958	-42	Pass
50	5529.957	-43	Pass	
85% Vnom	20	5529.959	-41	Pass
115% Vnom	20	5529.958	-42	Pass

Antenna 0 5610  
 Temperature : -- Test By: King Kong  
 Humidity : 65 %

Voltage(V)	Temp(°C)	Test Frequency (MHz)	Max. Deviation (KHz)	Verdict
Vnom	-20	5609.965	-35	Pass
	-10	5609.965	-35	Pass
	0	5609.967	-33	Pass
	10	5609.968	-32	Pass
	20	5609.967	-33	Pass
	30	5609.965	-35	Pass
	40	5609.966	-34	Pass
50	5609.965	-35	Pass	
85% Vnom	20	5609.966	-34	Pass
115% Vnom	20	5609.968	-32	Pass

Antenna 0 5775  
 Temperature : -- Test By: King Kong  
 Humidity : 65 %

Voltage(V)	Temp(°C)	Test Frequency (MHz)	Max. Deviation (KHz)	Verdict
Vnom	-20	5774.977	-23	Pass
	-10	5774.977	-23	Pass
	0	5774.976	-24	Pass
	10	5774.979	-21	Pass
	20	5774.976	-24	Pass
	30	5774.979	-21	Pass
	40	5774.980	-20	Pass
50	5774.978	-22	Pass	
85% Vnom	20	5774.979	-21	Pass
115% Vnom	20	5774.980	-20	Pass

Antenna 1 5180  
 Temperature : -- Test By: King Kong  
 Humidity : 65 %

Voltage(V)	Temp(°C)	Test Frequency (MHz)	Max. Deviation (KHz)	Verdict
Vnom	-20	5179.976	-24	Pass
	-10	5179.988	-12	Pass
	0	5179.983	-17	Pass
	10	5179.984	-16	Pass
	20	5179.979	-21	Pass
	30	5179.983	-17	Pass
	40	5179.979	-21	Pass
50	5179.985	-15	Pass	
85% Vnom	20	5179.978	-22	Pass
115% Vnom	20	5179.984	-16	Pass

Antenna 1 5200  
 Temperature : -- Test By: King Kong  
 Humidity : 65 %

Voltage(V)	Temp(°C)	Test Frequency (MHz)	Max. Deviation (KHz)	Verdict
Vnom	-20	5199.960	-40	Pass
	-10	5199.969	-31	Pass
	0	5199.967	-33	Pass
	10	5199.967	-33	Pass
	20	5199.969	-31	Pass
	30	5199.971	-29	Pass
	40	5199.968	-32	Pass
50	5199.967	-33	Pass	
85% Vnom	20	5199.971	-29	Pass
115% Vnom	20	5199.969	-31	Pass

Antenna 1 5240  
 Temperature : -- Test By: King Kong  
 Humidity : 65 %

Voltage(V)	Temp(°C)	Test Frequency (MHz)	Max. Deviation (KHz)	Verdict
Vnom	-20	5239.983	-17	Pass
	-10	5239.983	-17	Pass
	0	5239.984	-16	Pass
	10	5239.988	-12	Pass
	20	5239.986	-14	Pass
	30	5239.986	-14	Pass
	40	5239.983	-17	Pass
50	5239.983	-17	Pass	
85% Vnom	20	5239.984	-16	Pass
115% Vnom	20	5239.983	-17	Pass

Antenna 1 5260  
 Temperature : -- Test By: King Kong  
 Humidity : 65 %

Voltage(V)	Temp(°C)	Test Frequency (MHz)	Max. Deviation (KHz)	Verdict
Vnom	-20	5259.982	-18	Pass
	-10	5259.980	-20	Pass
	0	5259.980	-20	Pass
	10	5259.979	-21	Pass
	20	5259.981	-19	Pass
	30	5259.981	-19	Pass
	40	5259.982	-18	Pass
50	5259.981	-19	Pass	
85% Vnom	20	5259.979	-21	Pass
115% Vnom	20	5259.984	-16	Pass

Antenna 1 5280  
 Temperature : -- Test By: King Kong  
 Humidity : 65 %

Voltage(V)	Temp(°C)	Test Frequency (MHz)	Max. Deviation (KHz)	Verdict
Vnom	-20	5279.989	-11	Pass
	-10	5279.985	-15	Pass
	0	5279.989	-11	Pass
	10	5279.987	-13	Pass
	20	5279.989	-11	Pass
	30	5279.987	-13	Pass
	40	5279.985	-15	Pass
50	5279.986	-14	Pass	
85% Vnom	20	5279.986	-14	Pass
115% Vnom	20	5279.985	-15	Pass

Antenna 1 5320  
 Temperature : -- Test By: King Kong  
 Humidity : 65 %

Voltage(V)	Temp(°C)	Test Frequency (MHz)	Max. Deviation (KHz)	Verdict
Vnom	-20	5319.957	-43	Pass
	-10	5319.955	-45	Pass
	0	5319.957	-43	Pass
	10	5319.955	-45	Pass
	20	5319.956	-44	Pass
	30	5319.959	-41	Pass
	40	5319.956	-44	Pass
50	5319.957	-43	Pass	
85% Vnom	20	5319.955	-45	Pass
115% Vnom	20	5319.957	-43	Pass

Antenna 1 5500  
 Temperature : -- Test By: King Kong  
 Humidity : 65 %

Voltage(V)	Temp(°C)	Test Frequency (MHz)	Max. Deviation (KHz)	Verdict
Vnom	-20	5499.970	-30	Pass
	-10	5499.974	-26	Pass
	0	5499.974	-26	Pass
	10	5499.971	-29	Pass
	20	5499.973	-27	Pass
	30	5499.974	-26	Pass
	40	5499.974	-26	Pass
50	5499.973	-27	Pass	
85% Vnom	20	5499.974	-26	Pass
115% Vnom	20	5499.970	-30	Pass

Antenna 1 5600  
 Temperature : -- Test By: King Kong  
 Humidity : 65 %

Voltage(V)	Temp(°C)	Test Frequency (MHz)	Max. Deviation (KHz)	Verdict
Vnom	-20	5599.973	-27	Pass
	-10	5599.970	-30	Pass
	0	5599.971	-29	Pass
	10	5599.970	-30	Pass
	20	5599.974	-26	Pass
	30	5599.972	-28	Pass
	40	5599.973	-27	Pass
50	5599.974	-26	Pass	
85% Vnom	20	5599.974	-26	Pass
115% Vnom	20	5599.971	-29	Pass

Antenna 1 5700  
 Temperature : -- Test By: King Kong  
 Humidity : 65 %

Voltage(V)	Temp(°C)	Test Frequency (MHz)	Max. Deviation (KHz)	Verdict
Vnom	-20	5699.965	-35	Pass
	-10	5699.963	-37	Pass
	0	5699.965	-35	Pass
	10	5699.962	-38	Pass
	20	5699.965	-35	Pass
	30	5699.964	-36	Pass
	40	5699.964	-36	Pass
50	5699.963	-37	Pass	
85% Vnom	20	5699.962	-38	Pass
115% Vnom	20	5699.962	-38	Pass

Antenna 1 5745  
 Temperature : -- Test By: King Kong  
 Humidity : 65 %

Voltage(V)	Temp(°C)	Test Frequency (MHz)	Max. Deviation (KHz)	Verdict
Vnom	-20	5744.974	-26	Pass
	-10	5744.970	-30	Pass
	0	5744.972	-28	Pass
	10	5744.974	-26	Pass
	20	5744.975	-25	Pass
	30	5744.974	-26	Pass
	40	5744.972	-28	Pass
50	5744.975	-25	Pass	
85% Vnom	20	5744.971	-29	Pass
115% Vnom	20	5744.973	-27	Pass

Antenna 1 5785  
 Temperature : -- Test By: King Kong  
 Humidity : 65 %

Voltage(V)	Temp(°C)	Test Frequency (MHz)	Max. Deviation (KHz)	Verdict
Vnom	-20	5784.975	-25	Pass
	-10	5784.975	-25	Pass
	0	5784.976	-24	Pass
	10	5784.978	-22	Pass
	20	5784.975	-25	Pass
	30	5784.979	-21	Pass
	40	5784.977	-23	Pass
50	5784.979	-21	Pass	
85% Vnom	20	5784.979	-21	Pass
115% Vnom	20	5784.976	-24	Pass

Antenna 1 5825  
 Temperature : -- Test By: King Kong  
 Humidity : 65 %

Voltage(V)	Temp(°C)	Test Frequency (MHz)	Max. Deviation (KHz)	Verdict
Vnom	-20	5824.969	-31	Pass
	-10	5824.971	-29	Pass
	0	5824.968	-32	Pass
	10	5824.972	-28	Pass
	20	5824.970	-30	Pass
	30	5824.967	-33	Pass
	40	5824.969	-31	Pass
50	5824.970	-30	Pass	
85% Vnom	20	5824.972	-28	Pass
115% Vnom	20	5824.968	-32	Pass





Antenna 1 5270  
 Temperature : -- Test By: King Kong  
 Humidity : 65 %

Voltage(V)	Temp(°C)	Test Frequency (MHz)	Max. Deviation (KHz)	Verdict
Vnom	-20	5269.959	-41	Pass
	-10	5269.957	-43	Pass
	0	5269.961	-39	Pass
	10	5269.958	-42	Pass
	20	5269.960	-40	Pass
	30	5269.958	-42	Pass
	40	5269.961	-39	Pass
50	5269.961	-39	Pass	
85% Vnom	20	5269.960	-40	Pass
115% Vnom	20	5269.958	-42	Pass

Antenna 1 5310  
 Temperature : -- Test By: King Kong  
 Humidity : 65 %

Voltage(V)	Temp(°C)	Test Frequency (MHz)	Max. Deviation (KHz)	Verdict
Vnom	-20	5309.970	-30	Pass
	-10	5309.971	-29	Pass
	0	5309.969	-31	Pass
	10	5309.969	-31	Pass
	20	5309.970	-30	Pass
	30	5309.968	-32	Pass
	40	5309.969	-31	Pass
50	5309.972	-28	Pass	
85% Vnom	20	5309.968	-32	Pass
115% Vnom	20	5309.968	-32	Pass

Antenna 1 5510  
 Temperature : -- Test By: King Kong  
 Humidity : 65 %

Voltage(V)	Temp(°C)	Test Frequency (MHz)	Max. Deviation (KHz)	Verdict
Vnom	-20	5509.968	-32	Pass
	-10	5509.966	-34	Pass
	0	5509.968	-32	Pass
	10	5509.969	-31	Pass
	20	5509.966	-34	Pass
	30	5509.967	-33	Pass
	40	5509.971	-29	Pass
50	5509.967	-33	Pass	
85% Vnom	20	5509.967	-33	Pass
115% Vnom	20	5509.969	-31	Pass

Antenna 1 5590  
 Temperature : -- Test By: King Kong  
 Humidity : 65 %

Voltage(V)	Temp(°C)	Test Frequency (MHz)	Max. Deviation (KHz)	Verdict
Vnom	-20	5589.966	-34	Pass
	-10	5589.967	-33	Pass
	0	5589.967	-33	Pass
	10	5589.967	-33	Pass
	20	5589.971	-29	Pass
	30	5589.969	-31	Pass
	40	5589.966	-34	Pass
50	5589.969	-31	Pass	
85% Vnom	20	5589.967	-33	Pass
115% Vnom	20	5589.967	-33	Pass

Antenna 1 5670  
 Temperature : -- Test By: King Kong  
 Humidity : 65 %

Voltage(V)	Temp(°C)	Test Frequency (MHz)	Max. Deviation (KHz)	Verdict
Vnom	-20	5669.969	-31	Pass
	-10	5669.969	-31	Pass
	0	5669.968	-32	Pass
	10	5669.970	-30	Pass
	20	5669.968	-32	Pass
	30	5669.970	-30	Pass
	40	5669.966	-34	Pass
50	5669.966	-34	Pass	
85% Vnom	20	5669.970	-30	Pass
115% Vnom	20	5669.970	-30	Pass



Antenna 1 5210  
 Temperature : -- Test By: King Kong  
 Humidity : 65 %

Voltage(V)	Temp(°C)	Test Frequency (MHz)	Max. Deviation (KHz)	Verdict
Vnom	-20	5209.968	-32	Pass
	-10	5209.968	-32	Pass
	0	5209.965	-35	Pass
	10	5209.965	-35	Pass
	20	5209.967	-33	Pass
	30	5209.968	-32	Pass
	40	5209.965	-35	Pass
50	5209.966	-34	Pass	
85% Vnom	20	5209.969	-31	Pass
115% Vnom	20	5209.969	-31	Pass

Antenna 1 5290  
 Temperature : -- Test By: King Kong  
 Humidity : 65 %

Voltage(V)	Temp(°C)	Test Frequency (MHz)	Max. Deviation (KHz)	Verdict
Vnom	-20	5289.966	-34	Pass
	-10	5289.969	-31	Pass
	0	5289.969	-31	Pass
	10	5289.967	-33	Pass
	20	5289.966	-34	Pass
	30	5289.967	-33	Pass
	40	5289.966	-34	Pass
50	5289.967	-33	Pass	
85% Vnom	20	5289.967	-33	Pass
115% Vnom	20	5289.967	-33	Pass

Antenna 1 5530  
 Temperature : -- Test By: King Kong  
 Humidity : 65 %

Voltage(V)	Temp(°C)	Test Frequency (MHz)	Max. Deviation (KHz)	Verdict
Vnom	-20	5529.955	-45	Pass
	-10	5529.959	-41	Pass
	0	5529.958	-42	Pass
	10	5529.955	-45	Pass
	20	5529.956	-44	Pass
	30	5529.955	-45	Pass
	40	5529.958	-42	Pass
50	5529.958	-42	Pass	
85% Vnom	20	5529.956	-44	Pass
115% Vnom	20	5529.955	-45	Pass

Antenna 1 5610  
 Temperature : -- Test By: King Kong  
 Humidity : 65 %

Voltage(V)	Temp(°C)	Test Frequency (MHz)	Max. Deviation (KHz)	Verdict
Vnom	-20	5609.966	-34	Pass
	-10	5609.968	-32	Pass
	0	5609.966	-34	Pass
	10	5609.964	-36	Pass
	20	5609.965	-35	Pass
	30	5609.966	-34	Pass
	40	5609.966	-34	Pass
50	5609.968	-32	Pass	
85% Vnom	20	5609.965	-35	Pass
115% Vnom	20	5609.965	-35	Pass

Antenna 1 5775  
 Temperature : -- Test By: King Kong  
 Humidity : 65 %

Voltage(V)	Temp(°C)	Test Frequency (MHz)	Max. Deviation (KHz)	Verdict
Vnom	-20	5774.980	-20	Pass
	-10	5774.978	-22	Pass
	0	5774.979	-21	Pass
	10	5774.979	-21	Pass
	20	5774.978	-22	Pass
	30	5774.979	-21	Pass
	40	5774.979	-21	Pass
50	5774.976	-24	Pass	
85% Vnom	20	5774.979	-21	Pass
115% Vnom	20	5774.977	-23	Pass

## 8.5 UNDESIRABLE RADIATED SPURIOUS EMISSION

### 8.5.1 Applicable Standard

According to FCC Part 15.407 (b)  
According to 789033 D02 Section II(G)

### 8.5.2 Conformance Limit

For transmitters operating in the 5.15-5.25 GHz band: All emissions outside of the 5.15-5.35 GHz band shall not exceed an e.i.r.p. of -27 dBm/MHz.

For transmitters operating in the 5.25-5.35 GHz band: All emissions outside of the 5.15-5.35 GHz band shall not exceed an e.i.r.p. of -27 dBm/MHz.

For transmitters operating in the 5.47-5.725 GHz band: All emissions outside of the 5.47-5.725 GHz band shall not exceed an e.i.r.p. of -27 dBm/MHz.

For transmitters operating in the 5.725-5.85 GHz band: All emissions shall be limited to a level of -27 dBm/MHz at 75 MHz or more above or below the band edge increasing linearly to 10 dBm/MHz at 25 MHz above or below the band edge, and from 25 MHz above or below the band edge increasing linearly to a level of 15.6 dBm/MHz at 5 MHz above or below the band edge, and from 5 MHz above or below the band edge increasing linearly to a level of 27 dBm/MHz at the band edge.

The emission measurements shall be performed using a minimum resolution bandwidth of 1 MHz. A lower resolution bandwidth may be employed near the band edge, when necessary, provided the measured energy is integrated to show the total power over 1 MHz.

Unwanted emissions below 1 GHz must comply with the general field strength limits set forth in §15.209

The emissions from an intentional radiator shall not exceed the field strength levels specified in the following table 15.209(a):

Restricted Frequency(MHz)	Field Strength ( $\mu\text{V/m}$ )	Field Strength ( $\text{dB}\mu\text{V/m}$ )	Measurement Distance
0.009-0.490	2400/F(KHz)	20 log (uV/m)	300
0.490-1.705	2400/F(KHz)	20 log (uV/m)	30
1.705-30	30	29.5	30
30-88	100	40	3
88-216	150	43.5	3
216-960	200	46	3
Above 960	500	54	3

The provisions of §15.205 apply to intentional radiators operating under this section, 15.205 Restricted bands of operation

MHz	MHz	MHz	GHz
0.090-0.110	16.42-16.423	399.9-410	4.5-5.15
10.495-0.505	16.69475-16.69525	608-614	5.35-5.46
2.1735-2.1905	16.80425-16.80475	960-1240	7.25-7.75
4.125-4.128	25.5-25.67	1300-1427	8.025-8.5
4.17725-4.17775	37.5-38.25	1435-1626.5	9.0-9.2
4.20725-4.20775	73-74.6	1645.5-1646.5	9.3-9.5
6.215-6.218	74.8-75.2	1660-1710	10.6-12.7
6.26775-6.26825	123-138	2200-2300	14.47-14.5
8.291-8.294	149.9-150.05	2310-2390	15.35-16.2
8.362-8.366	156.52475-156.52525	2483.5-2500	17.7-21.4
8.37625-8.38675	156.7-156.9	2690-2900	22.01-23.12
8.41425-8.41475	162.0125-167.17	3260-3267	23.6-24.0
12.29-12.293	167.72-173.2	3332-3339	31.2-31.8
12.51975-12.52025	240-285	3345.8-3358	36.43-36.5
12.57675-12.57725	322-335.4	3600-4400	(2)
13.36-13.41			

- Remark:
1. Emission level in  $\text{dB}\mu\text{V/m}=20 \log (\text{uV/m})$
  2. Measurement was performed at an antenna to the closed point of EUT distance of meters.
  3. Only spurious frequency is permitted to locate within the Restricted Bands specified in provision of § 15.205, and the emissions located in restricted bands also comply with 15.209 limit.

### 8.5.3 Test Configuration

Test according to clause 6.2 radio frequency test setup

### 8.5.4 Test Procedure

#### ■ Unwanted Emissions Measurements below 1000 MHz

Compliance shall be demonstrated using CISPR quasi-peak detection; however, peak detection is permitted as an alternative to quasi-peak detection.

The EUT was placed on a turn table which is 0.8m above ground plane.

And also, each emission was to be maximized by changing the polarization of receiving antenna both horizontal and vertical.

Repeat above procedures until all frequency measured was complete.

We use software control the EUT, Let EUT hopping on and transmit with highest power, All the modes have been tested and the worst result was reported.

Use the following spectrum analyzer settings:

Set RBW=120kHz for  $f < 1$  GHz(30MHz to 1GHz), 200Hz for  $f < 150$ KHz(9KHz to 150KHz), 9KHz for  $< 30$ MHz (150KHz to 30KHz).

Set the VBW > RBW.

Detector = Peak.

Trace mode = max hold.

Follow the guidelines in ANSI C63.10-2013 with respect to maximizing the emission by rotating the EUT, measuring the emission while the EUT is situated in three orthogonal planes (if appropriate), adjusting the measurement antenna height and polarization, etc. A pre-amp and a high pass filter are required for this test, in order to provide the measuring system with sufficient sensitivity. Allow the trace to stabilize. The peak reading of the emission, after being corrected by the antenna factor, cable loss, pre-amp gain, etc., is the peak field strength, which must comply with the limit specified in Section 15.35(b). Submit this data. Repeat above procedures until all frequency measured was complete.

#### ■ Unwanted Maximum peak Emissions Measurements above 1000 MHz

Maximum emission levels are measured by setting the analyzer as follows:

RBW = 1 MHz.

VBW  $\geq$  3 MHz.

Detector = Peak.

Sweep time = auto.

Trace mode = max hold.

Allow sweeps to continue until the trace stabilizes. Note that if the transmission is not continuous, the time required for the trace to stabilize will increase by a factor of approximately  $1/x$ , where  $x$  is the duty cycle. For example, at 50 percent duty cycle, the measurement time will increase by a factor of two relative to measurement time for continuous transmission.

#### ■ Unwanted Average Emissions Measurements above 1000 MHz

Method VB (Averaging using reduced video bandwidth): Alternative method.

RBW = 1 MHz.

Video bandwidth. • If the EUT is configured to transmit with duty cycle  $\geq$  98 percent, set  $VBW \leq RBW/100$  (i.e., 10 kHz) but not less than 10 Hz.

• If the EUT duty cycle is  $<$  98 percent, set  $VBW \geq 1/T$ , where  $T$  is defined in section II.B.1.a).

Video bandwidth mode or display mode • The instrument shall be set to ensure that video filtering is applied in the power domain. Typically, this requires setting the detector mode to RMS and setting the Average-VBW Type to Power (RMS).

• As an alternative, the analyzer may be set to linear detector mode. Ensure that video filtering is applied in linear voltage domain (rather than in a log or dB domain). Some analyzers require linear display mode in order to accomplish this. Others have a setting for Average-VBW Type, which can be set to "Voltage" regardless of the display mode.

Detector = Peak.

Sweep time = auto.

Trace mode = max hold.

Allow max hold to run for at least 50 traces if the transmitted signal is continuous or has at least 98 percent duty cycle. For lower duty cycles, increase the minimum number of traces by a factor of  $1/x$ , where  $x$  is the duty cycle. For example, use at least 200 traces if the duty cycle is 25 percent. (If a specific emission is demonstrated to be continuous—i.e., 100 percent duty cycle—rather than turning on and off with the transmit cycle, at least 50 traces shall be averaged.)



■ Band edge measurements.

Unwanted band-edge emissions may be measured using either of the special band-edge measurement techniques (the marker-delta or integration methods) described below. Note that the marker-delta method is primarily a radiated measurement technique that requires the 99% occupied bandwidth edge to be within 2 MHz of the authorized band edge, whereas the integration method can be used in either a radiated or conducted measurement without any special requirement with regards to the displacement of the unwanted emission(s) relative to the authorized bandwidth.

Marker-Delta Method.

The marker-delta method, as described in ANSI C63.10, can be used to perform measurements of the radiated unwanted emissions level of emissions provided that the 99% occupied bandwidth of the fundamental is within 2 MHz of the authorized band-edge.

#### 8.5.5 Test Results

■  For Undesirable radiated Spurious Emission in UNII Band I

The voltage 120V & 240V and the modes 802.11a/n/ac has been tested and the worst result recorded as below:

● ☒ Undesirable radiated Spurious Emission Above 1GHz (1GHz to 40GHz)

Temperature :	28°C	Test By:	King Kong
Humidity :	65 %	Frequency(MHz):	5180
Test mode:	802.11a		

Freq. (MHz)	Ant.Pol. H/V	Field Strength (dBuV/m)	E.I.R.P (dBm)	Limit (dBm)	Over(dB)
6414.37	V	54.45	-40.77	-27.00	-13.77
10923.43	V	55.96	-39.27	-27.00	-12.27
15092.30	V	61.80	-33.43	-27.00	-6.43
7611.47	H	53.18	-42.04	-27.00	-15.04
10858.29	H	61.62	-33.61	-27.00	-6.61
13609.97	H	61.39	-33.84	-27.00	-6.84

Temperature :	28°C	Test By:	King Kong
Humidity :	65 %	Frequency(MHz):	5220
Test mode:	802.11a		

Freq. (MHz)	Ant.Pol. H/V	Field Strength (dBuV/m)	E.I.R.P (dBm)	Limit (dBm)	Over(dB)
6919.08	V	55.34	-39.89	-27.00	-12.89
11194.57	V	55.06	-40.17	-27.00	-13.17
14632.23	V	61.61	-33.62	-27.00	-6.62
7356.08	H	53.71	-41.52	-27.00	-14.52
10768.20	H	59.28	-35.95	-27.00	-8.95
13457.32	H	61.64	-33.58	-27.00	-6.58

Temperature :	28°C	Test By:	King Kong
Humidity :	65 %	Frequency(MHz):	5240
Test mode:	802.11a		

Freq. (MHz)	Ant.Pol. H/V	Field Strength (dBuV/m)	E.I.R.P (dBm)	Limit (dBm)	Over(dB)
6462.95	V	53.70	-41.53	-27.00	-14.53
11264.55	V	56.03	-39.19	-27.00	-12.19
14267.77	V	61.98	-33.25	-27.00	-6.25
7628.46	H	51.15	-44.08	-27.00	-17.08
10659.91	H	60.31	-34.92	-27.00	-7.92
13732.15	H	60.65	-34.58	-27.00	-7.58

- Note:** (1) All Readings are Peak Value (VBW=3MHz)  
 (2) Emission Level= Reading Level+Probe Factor +Cable Loss.  
 (3) EIRP[dBm] = E[dBμV/m] + 20 log(d[meters]) - 104.77  
 d is the measurement distance in 3 meters

●  Undesirable radiated Undesirable radiated Spurious Emission in Band Edge

Temperature :	28°C	Test By:	King Kong
Humidity :	65 %	Frequency(MHz):	5180
Test mode:	802.11a		

Freq. (MHz)	Ant.Pol. H/V	Field Strength (RBW=100KHz) (dBuV/m)	E.I.R.P (dBm)	Limit (dBm)	Verdict
5149.75	H	57.47	-37.76	-27.00	Pass
5149.75	V	57.01	-38.22	-27.00	Pass

Temperature :	28°C	Test By:	King Kong
Humidity :	65 %	Frequency(MHz):	5240
Test mode:	802.11a		

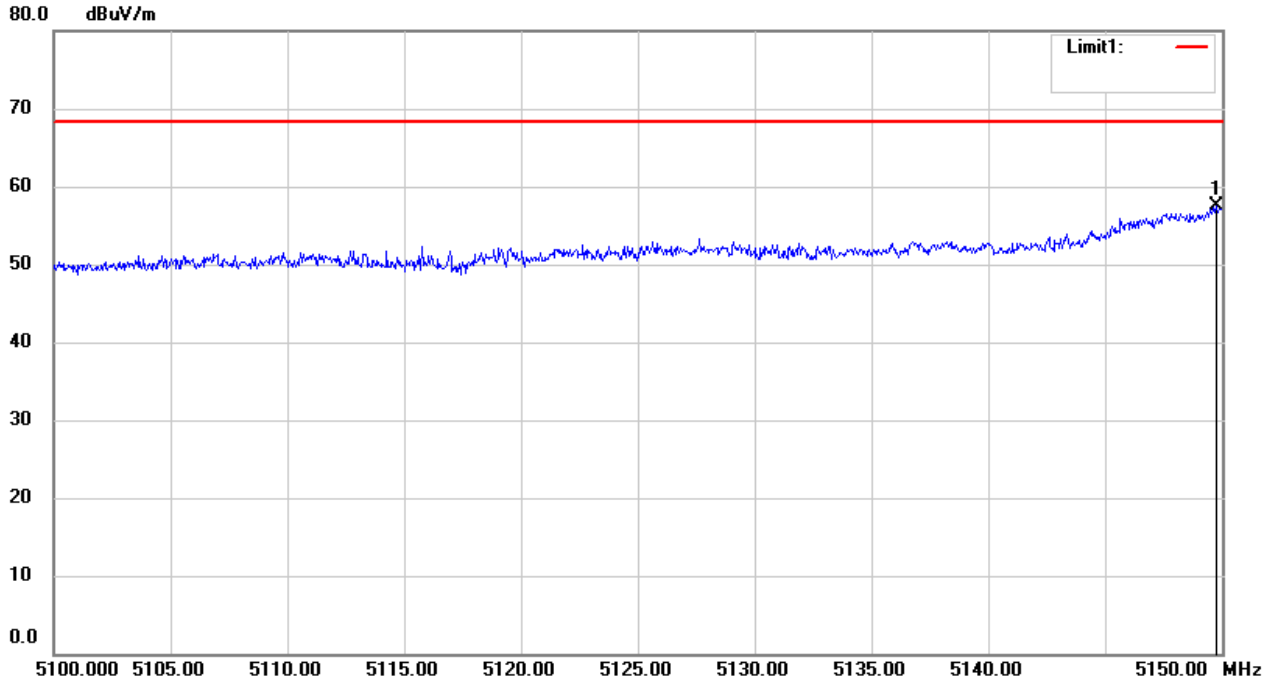
Freq. (MHz)	Ant.Pol. H/V	Field Strength (RBW=100KHz) (dBuV/m)	E.I.R.P (dBm)	Limit (dBm)	Verdict
5350.20	H	53.58	-41.65	-27.00	Pass
5350.45	V	53.35	-41.88	-27.00	Pass

**Note:** (1) All Readings are Peak Value (VBW=300kHz)  
 (2) Emission Level= Reading Level+Probe Factor +Cable Loss.  
 (3)  $EIRP[dBm] = E[dB\mu V/m] + 20 \log(d[meters]) - 104.77$   
 d is the measurement distance in 3 meters

**UNII Band I**

Test Model    Undesirable radiated Spurious Emission in Restricted Band (5100-5150MHz)

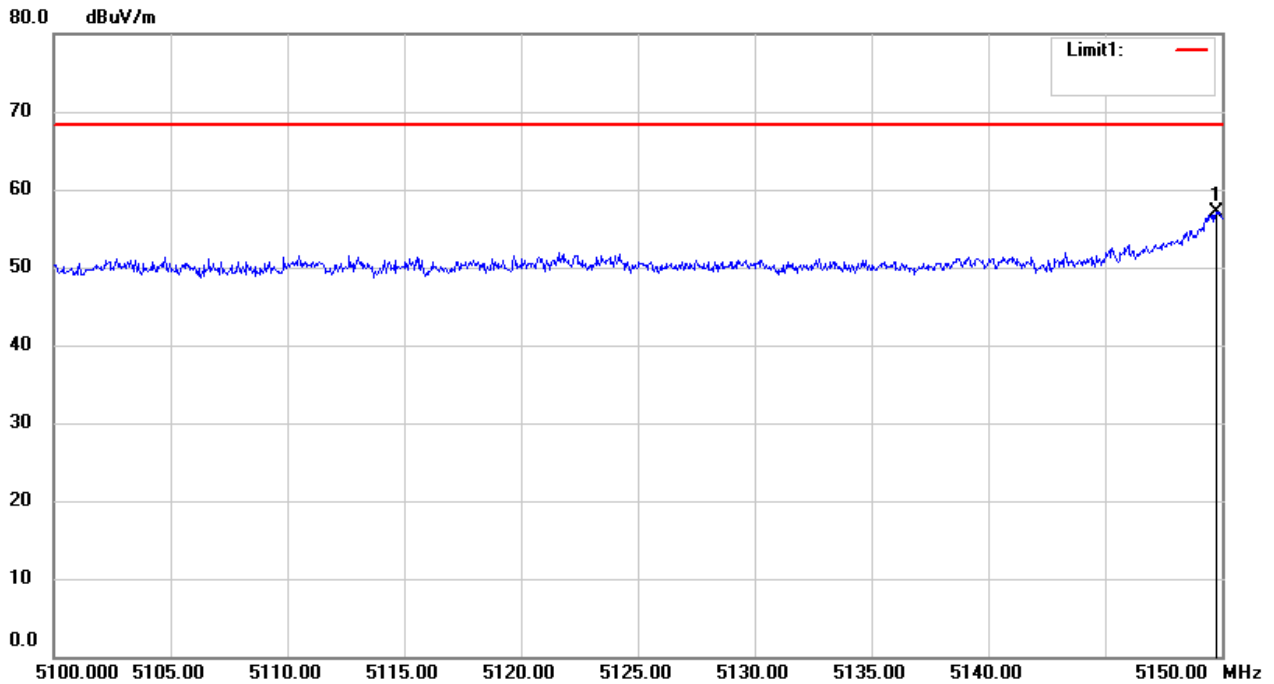
<input checked="" type="checkbox"/> 5180	<input checked="" type="checkbox"/> 802.11a	<input type="checkbox"/> 802.11n(HT20)	<input type="checkbox"/> 802.11n(HT40)
	<input type="checkbox"/> 5200	<input type="checkbox"/> 5240	Ant.Pol    H



**UNII Band I**

Test Model    Undesirable radiated Spurious Emission in Restricted Band (5100-5150MHz)

<input checked="" type="checkbox"/> 5180	<input checked="" type="checkbox"/> 802.11a	<input type="checkbox"/> 802.11n(HT20)	<input type="checkbox"/> 802.11n(HT40)
	<input type="checkbox"/> 5200	<input type="checkbox"/> 5240	Ant.Pol    V

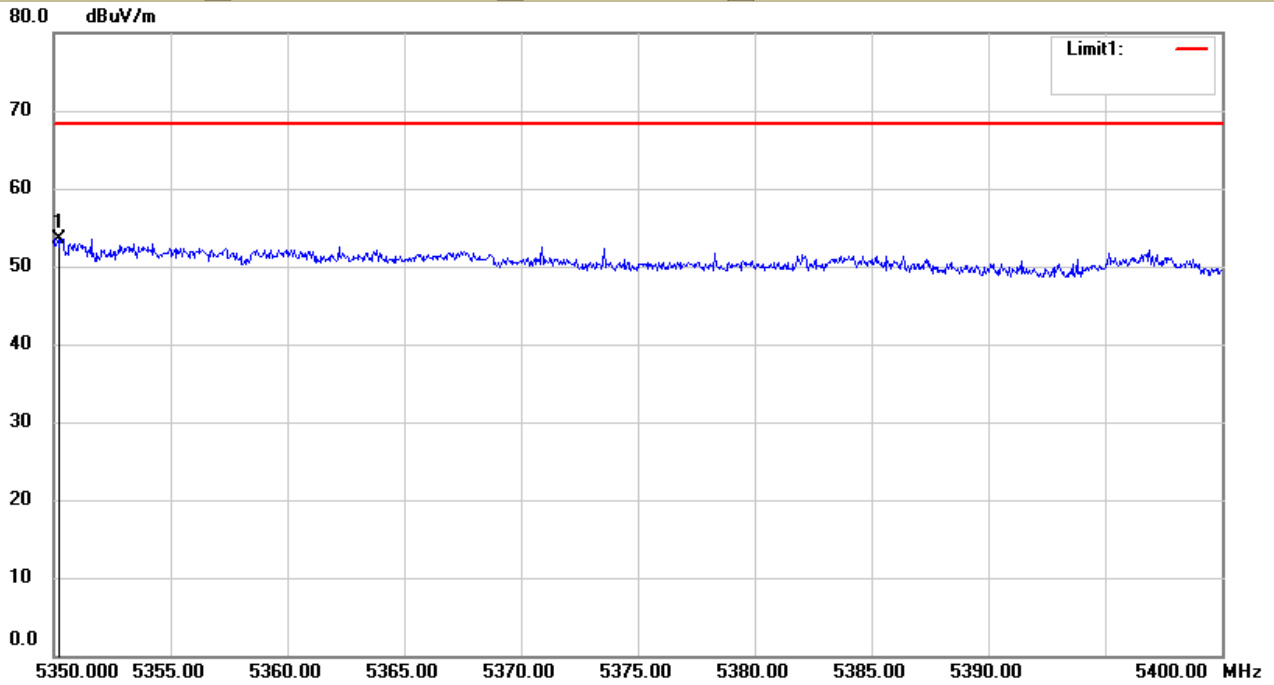


**UNII Band I**

Test Model Undesirable radiated Spurious Emission in Restricted Band (5350-5400MHz )

5180    802.11a    802.11n(HT20)    802.11n(HT40)

5200    5240    Ant.Pol    H

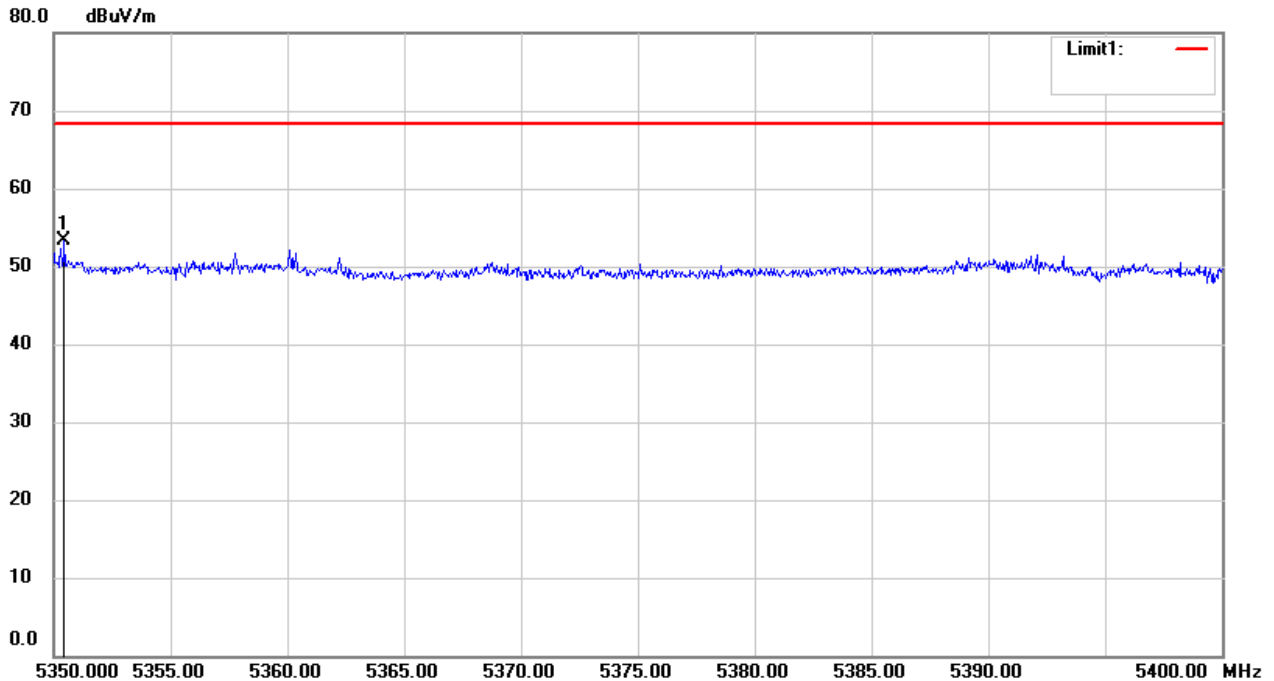


**UNII Band I**

Test Model Undesirable radiated Spurious Emission in Restricted Band (5350-5400MHz )

5180    802.11a    802.11n(HT20)    802.11n(HT40)

5200    5240    Ant.Pol    V



- For Undesirable radiated Spurious Emission in UNII Band II-A  
All the modes 802.11a/n/ac has been tested and the worst result 802.11a recorded as below:
- Undesirable radiated Spurious Emission Above 1GHz (1GHz to 40GHz)

Temperature :	28°C	Test By:	King Kong
Humidity :	65 %	Frequency(MHz):	5260
Test mode:	802.11a		

Freq. (MHz)	Ant.Pol. H/V	Field Strength (dBuV/m)	E.I.R.P (dBm)	Limit (dBm)	Over(dB)
6673.88	V	54.95	-40.28	-27.00	-13.28
11439.10	V	56.24	-38.99	-27.00	-11.99
14244.07	V	62.47	-32.76	-27.00	-5.76
7049.11	H	53.09	-42.14	-27.00	-15.14
10577.39	H	60.07	-35.16	-27.00	-8.16
13821.86	H	60.62	-34.61	-27.00	-7.61

Temperature :	28°C	Test By:	King Kong
Humidity :	65 %	Frequency(MHz):	5280
Test mode:	802.11a		

Freq. (MHz)	Ant.Pol. H/V	Field Strength (dBuV/m)	E.I.R.P (dBm)	Limit (dBm)	Over(dB)
6890.13	V	55.71	-39.51	-27.00	-12.51
10980.71	V	55.67	-39.55	-27.00	-12.55
14614.60	V	61.91	-33.32	-27.00	-6.32
7133.00	H	51.63	-43.60	-27.00	-16.60
10929.27	H	59.25	-35.98	-27.00	-8.98
13995.27	H	60.45	-34.78	-27.00	-7.78

Temperature :	28°C	Test By:	King Kong
Humidity :	65 %	Frequency(MHz):	5320
Test mode:	802.11a		

Freq. (MHz)	Ant.Pol. H/V	Field Strength (dBuV/m)	E.I.R.P (dBm)	Limit (dBm)	Over(dB)
6734.46	V	53.76	-41.47	-27.00	-14.47
11200.75	V	57.67	-37.56	-27.00	-10.56
14424.37	V	60.63	-34.60	-27.00	-7.60
7266.29	H	52.67	-42.56	-27.00	-15.56
10800.66	H	60.00	-35.23	-27.00	-8.23
13396.52	H	60.23	-34.99	-27.00	-7.99

**Note:** (1) All Readings are Peak Value (VBW=3MHz)  
 (2) Emission Level= Reading Level+Probe Factor +Cable Loss.  
 (3)EIRP[dBm] = E[dBμV/m] + 20 log(d[meters]) - 104.77  
 d is the measurement distance in 3 meters

●  Undesirable radiated Undesirable radiated Spurious Emission in Band Edge

Temperature :	28°C	Test By:	King Kong
Humidity :	65 %	Frequency(MHz):	5260
Test mode:	802.11a		

Freq. (MHz)	Ant.Pol. H/V	Field Strength (RBW=100KHz) (dBuV/m)	E.I.R.P (dBm)	Limit (dBm)	Verdict
5149.95	H	54.38	-40.85	-27.00	Pass
5148.10	V	54.03	-41.20	-27.00	Pass

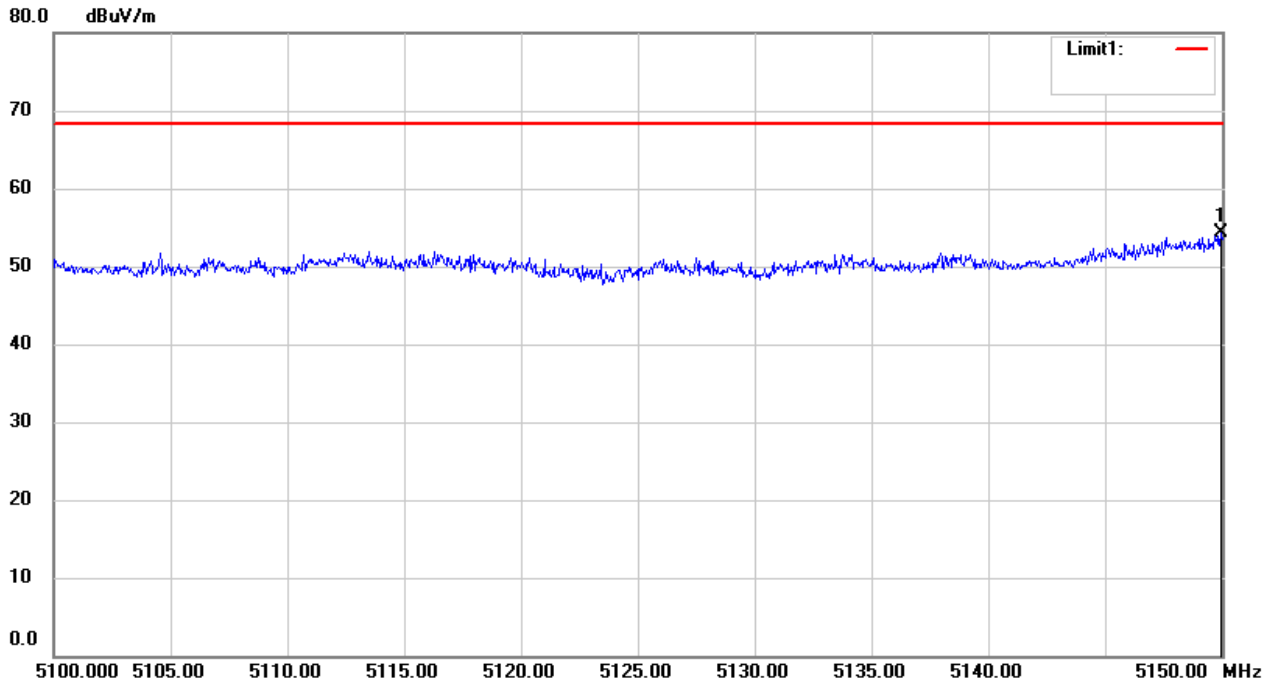
Temperature :	28°C	Test By:	King Kong
Humidity :	65 %	Frequency(MHz):	5320
Test mode:	802.11a		

Freq. (MHz)	Ant.Pol. H/V	Field Strength (RBW=100KHz) (dBuV/m)	E.I.R.P (dBm)	Limit (dBm)	Verdict
5351.00	H	58.56	-36.67	-27.00	Pass
5350.00	V	58.95	-36.28	-27.00	Pass

**Note:** (1) All Readings are Peak Value (VBW=300kHz)  
 (2) Emission Level= Reading Level+Probe Factor +Cable Loss.  
 (3)  $EIRP[dBm] = E[dB\mu V/m] + 20 \log(d[meters]) - 104.77$   
 d is the measurement distance in 3 meters

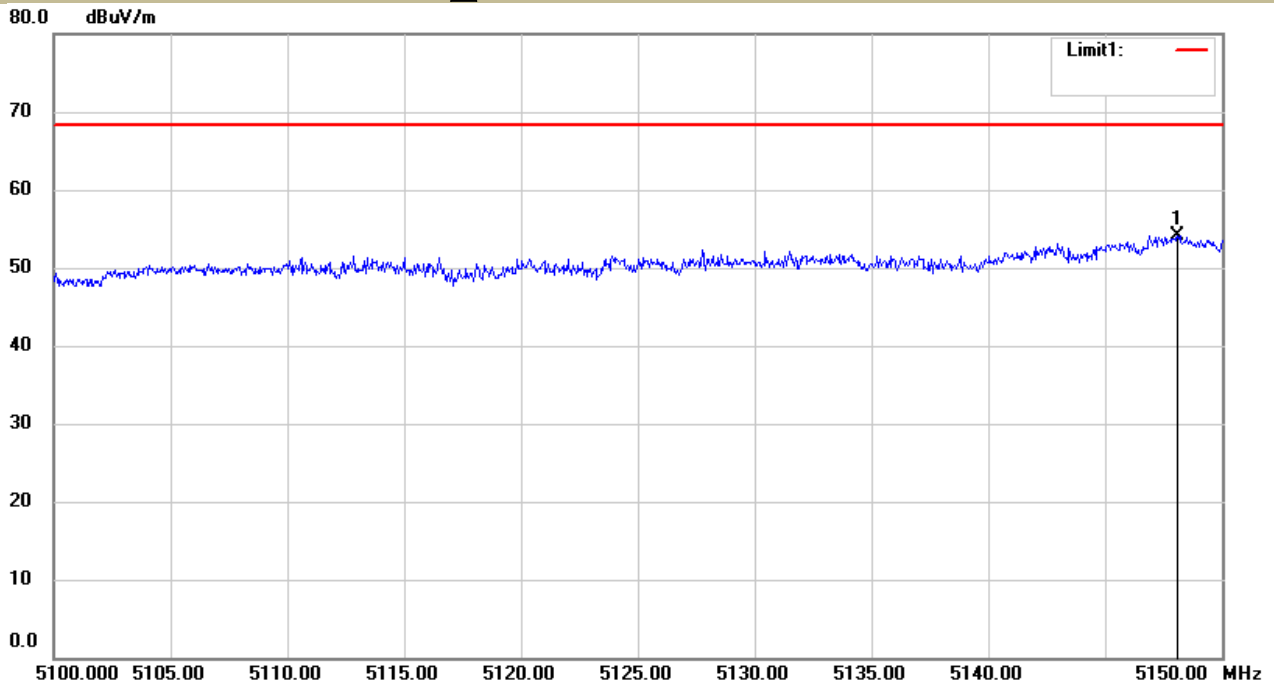
UNII Band II-A

Test Model	Undesirable radiated <input checked="" type="checkbox"/> 802.11a	Undesirable radiated <input type="checkbox"/> 802.11n(HT20)	Spurious Emission in Band Edge <input type="checkbox"/> 802.11n(HT40)
	<input checked="" type="checkbox"/> 5260		Ant.Pol: H



UNII Band II-A

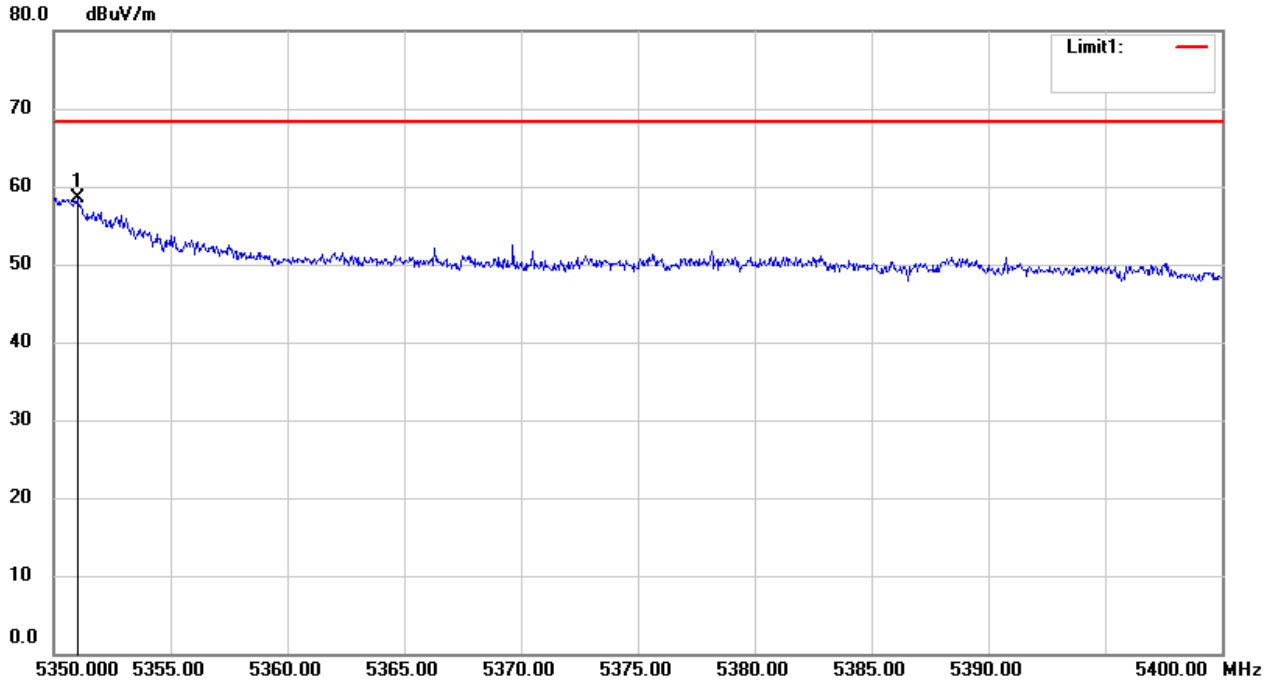
Test Model	Undesirable radiated <input checked="" type="checkbox"/> 802.11a	Undesirable radiated <input type="checkbox"/> 802.11n(HT20)	Spurious Emission in Band Edge <input type="checkbox"/> 802.11n(HT40)
	<input checked="" type="checkbox"/> 5260		Ant.Pol: V





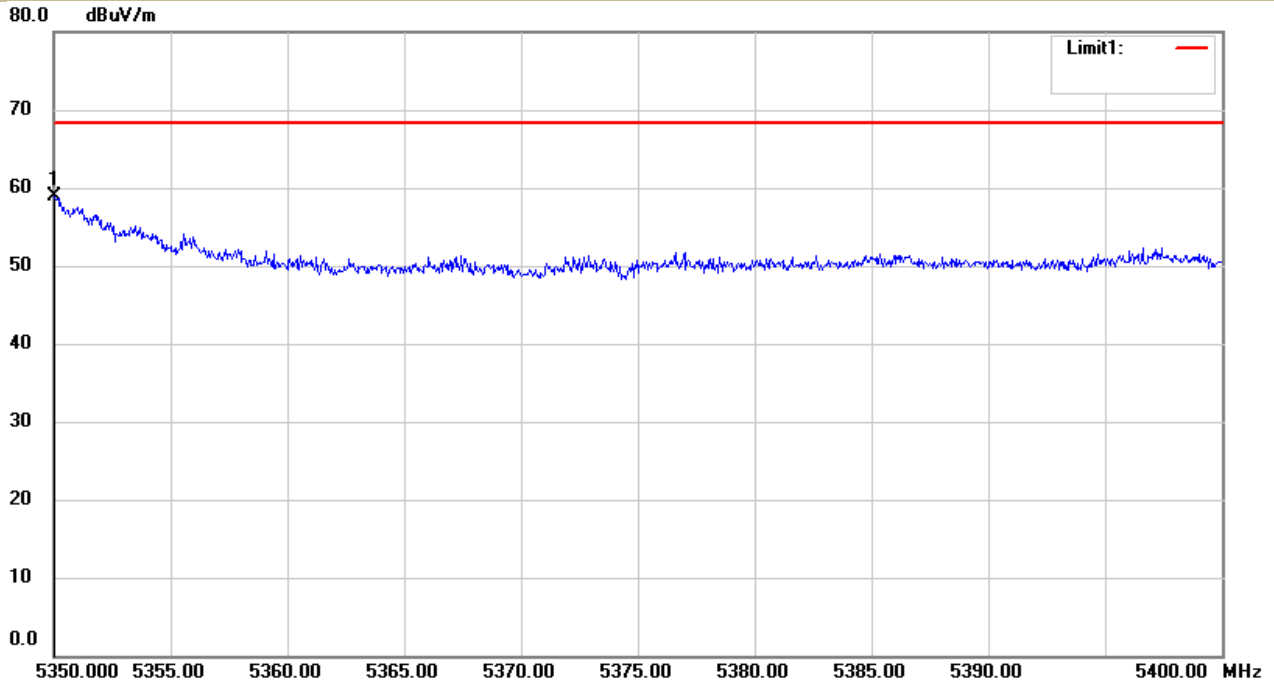
UNII Band II-A

Test Model	Undesirable radiated <input checked="" type="checkbox"/> 802.11a	Undesirable radiated <input checked="" type="checkbox"/> 5320	Spurious Emission in Band Edge <input type="checkbox"/> 802.11n(HT20) <input type="checkbox"/> 802.11n(HT40)
			Ant.Pol: H



UNII Band II-A

Test Model	Undesirable radiated <input checked="" type="checkbox"/> 802.11a	Undesirable radiated <input checked="" type="checkbox"/> 5320	Spurious Emission in Band Edge <input type="checkbox"/> 802.11n(HT20) <input type="checkbox"/> 802.11n(HT40)
			Ant.Pol: V



- For Undesirable radiated Spurious Emission in UNII Band II-C  
All the modes 802.11a/n/ac has been tested and the worst result 802.11a recorded as below:
- Undesirable radiated Spurious Emission Above 1GHz (1GHz to 40GHz)

Temperature :	28°C	Test By:	King Kong
Humidity :	65 %	Frequency(MHz):	5500
Test mode:	802.11a		

Freq. (MHz)	Ant.Pol. H/V	Field Strength (dBuV/m)	E.I.R.P (dBm)	Limit (dBm)	Over(dB)
6250.73	V	53.35	-41.88	-27.00	-14.88
11591.64	V	55.49	-39.73	-27.00	-12.73
14185.38	V	61.66	-33.56	-27.00	-6.56
7808.41	H	52.32	-42.91	-27.00	-15.91
10846.34	H	61.79	-33.44	-27.00	-6.44
13553.55	H	60.90	-34.33	-27.00	-7.33

Temperature :	28°C	Test By:	King Kong
Humidity :	65 %	Frequency(MHz):	5600
Test mode:	802.11a		

Freq. (MHz)	Ant.Pol. H/V	Field Strength (dBuV/m)	E.I.R.P (dBm)	Limit (dBm)	Over(dB)
6338.89	V	54.72	-40.50	-27.00	-13.50
11649.03	V	55.87	-39.36	-27.00	-12.36
14531.19	V	61.78	-33.45	-27.00	-6.45
7682.80	H	51.88	-43.35	-27.00	-16.35
10473.19	H	60.98	-34.25	-27.00	-7.25
14068.58	H	60.81	-34.42	-27.00	-7.42

Temperature :	28°C	Test By:	King Kong
Humidity :	65 %	Frequency(MHz):	5700
Test mode:	802.11a		

Freq. (MHz)	Ant.Pol. H/V	Field Strength (dBuV/m)	E.I.R.P (dBm)	Limit (dBm)	Over(dB)
6920.26	V	54.67	-40.56	-27.00	-13.56
11236.35	V	57.05	-38.17	-27.00	-11.17
14603.37	V	62.74	-32.49	-27.00	-5.49
7378.49	H	53.62	-41.61	-27.00	-14.61
10877.26	H	60.92	-34.31	-27.00	-7.31
13377.71	H	62.37	-32.86	-27.00	-5.86

**Note:** (1) All Readings are Peak Value (VBW=3MHz)  
 (2) Emission Level= Reading Level+Probe Factor +Cable Loss.  
 (3)EIRP[dBm] = E[dBμV/m] + 20 log(d[meters]) - 104.77  
 d is the measurement distance in 3 meters

● Undesirable radiated Undesirable radiated Spurious Emission in Band Edge

Temperature :	28°C	Test By:	King Kong
Humidity :	65 %	Frequency(MHz):	5260
Test mode:	802.11a		

Freq. (MHz)	Ant.Pol. H/V	Field Strength (RBW=100KHz) (dBuV/m)	E.I.R.P (dBm)	Limit (dBm)	Verdict
5470.00	H	57.99	-37.24	-27.00	Pass
5469.35	V	58.10	-37.13	-27.00	Pass

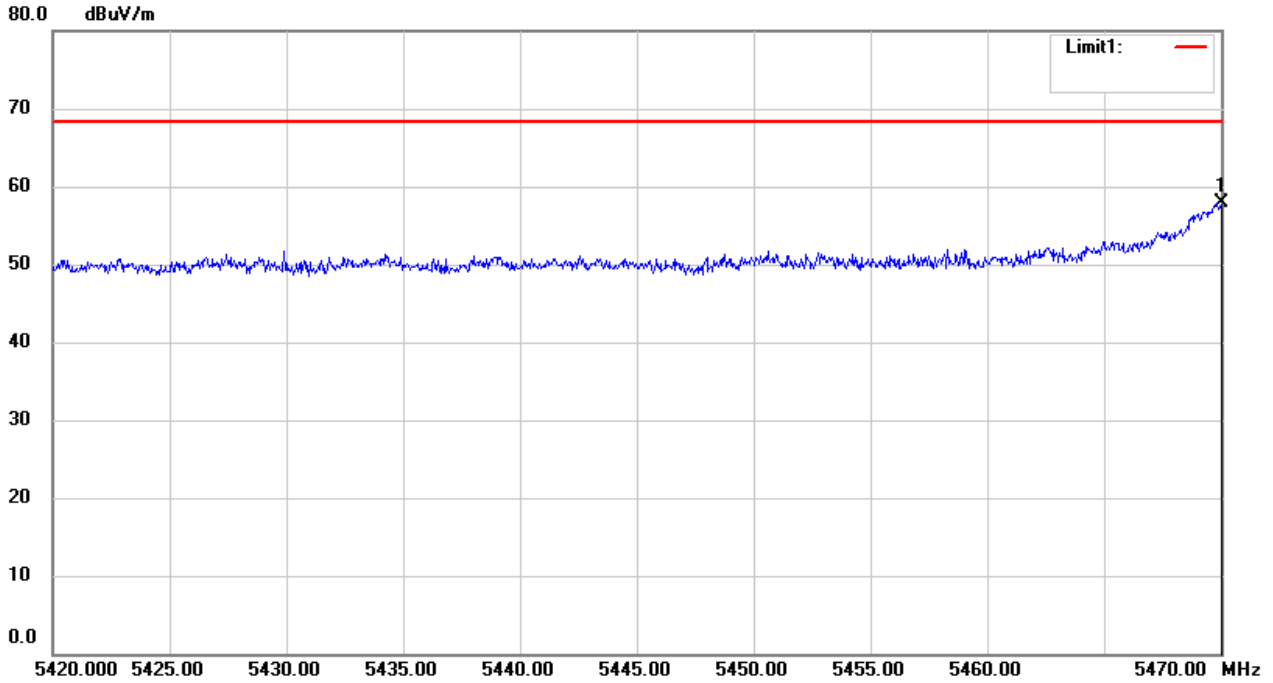
Temperature :	28°C	Test By:	King Kong
Humidity :	65 %	Frequency(MHz):	5320
Test mode:	802.11a		

Freq. (MHz)	Ant.Pol. H/V	Field Strength (RBW=100KHz) (dBuV/m)	E.I.R.P (dBm)	Limit (dBm)	Verdict
5725.55	H	59.20	-36.03	-27.00	Pass
5725.20	V	58.99	-36.24	-27.00	Pass

- Note:** (1) All Readings are Peak Value(VBW=300kHz)  
 (2) Emission Level= Reading Level+Probe Factor +Cable Loss.  
 (3)  $EIRP[dBm] = E[dBuV/m] + 20 \log(d[meters]) - 104.77$   
 d is the measurement distance in 3 meters

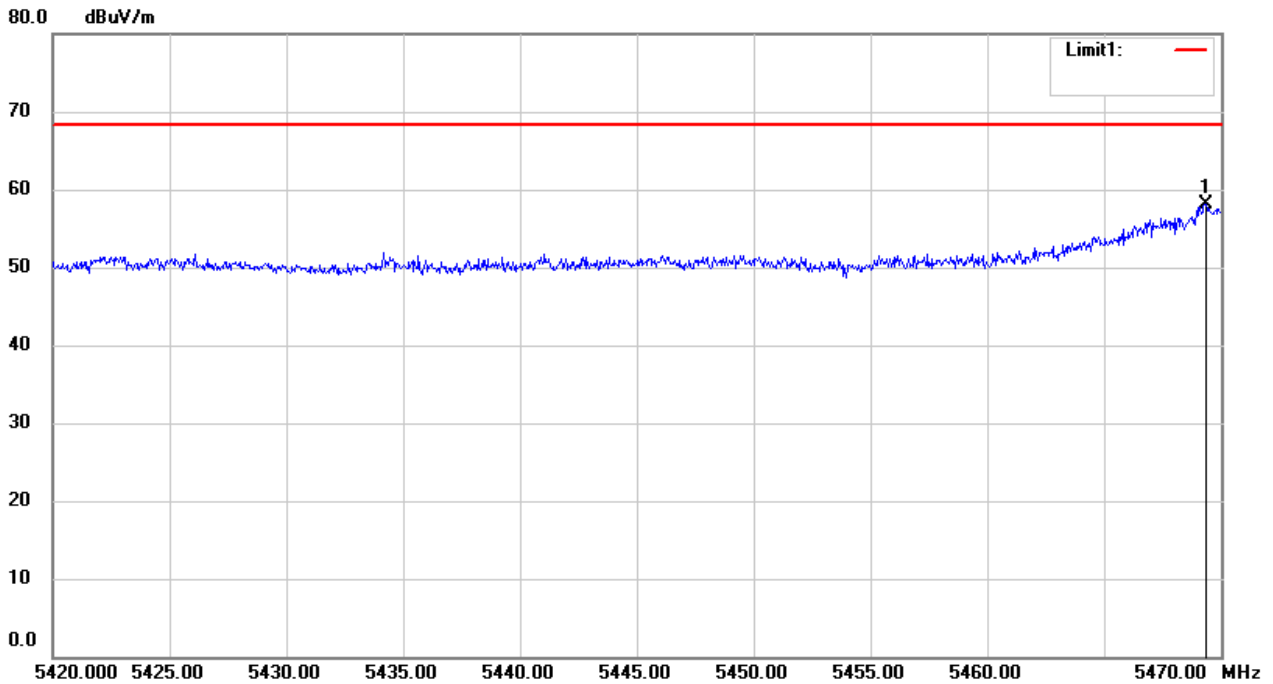
UNII Band II-C

Test Model	Undesirable radiated	Undesirable radiated	Spurious Emission in Band Edge
	<input checked="" type="checkbox"/> 802.11a	<input checked="" type="checkbox"/> 5500	<input type="checkbox"/> 802.11n(HT40)
			Ant.Pol H



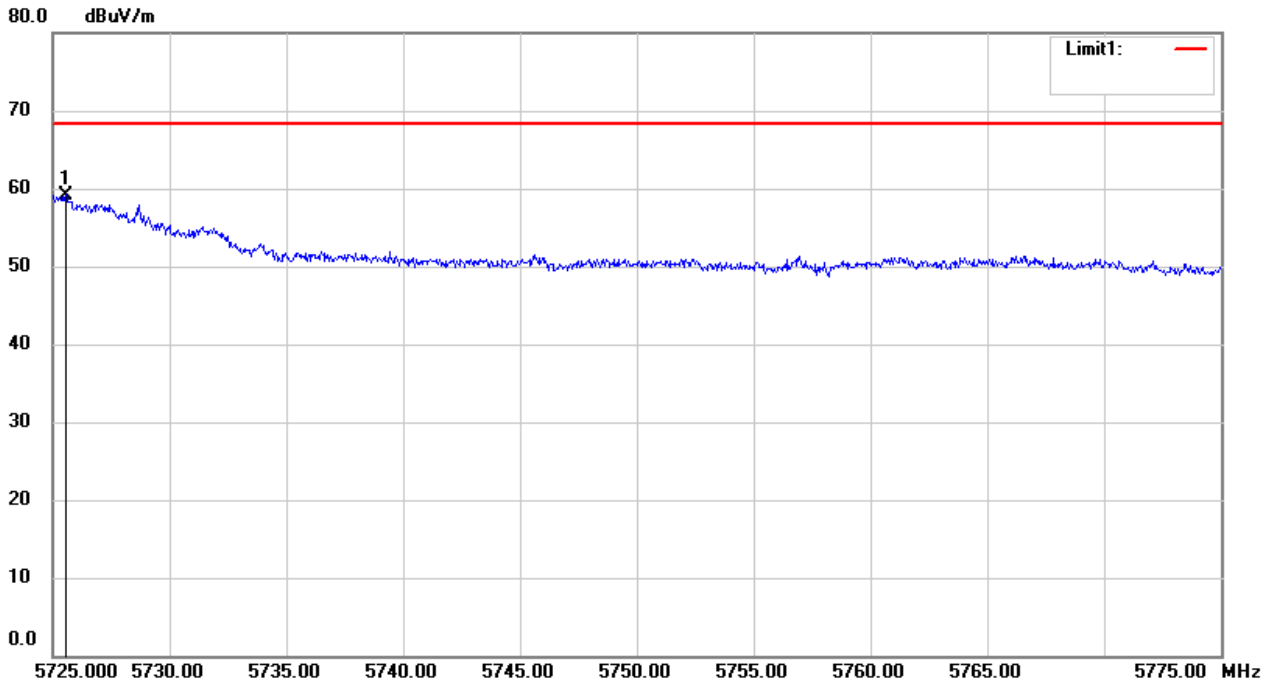
UNII Band II-C

Test Model	Undesirable radiated	Undesirable radiated	Spurious Emission in Band Edge
	<input checked="" type="checkbox"/> 802.11a	<input checked="" type="checkbox"/> 5500	<input type="checkbox"/> 802.11n(HT40)
			Ant.Pol V



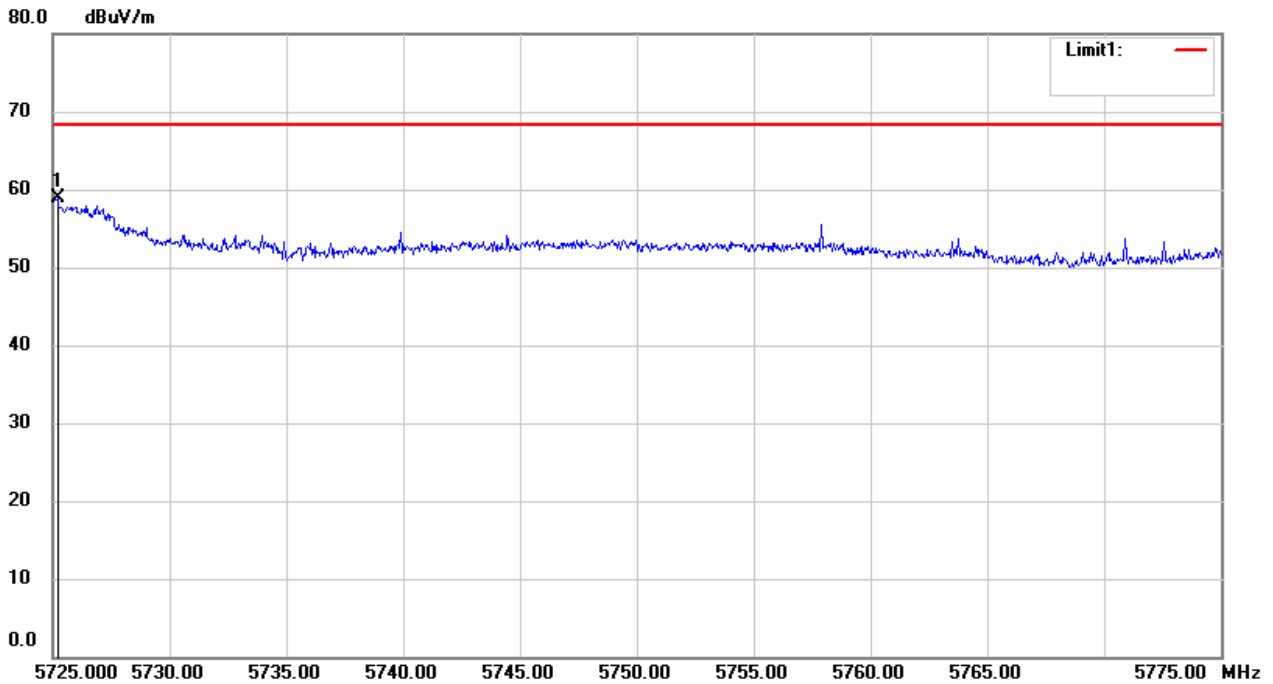
UNII Band II-C

Test Model	Undesirable radiated	Undesirable radiated	Spurious Emission in Band Edge
	<input checked="" type="checkbox"/> 802.11a	<input checked="" type="checkbox"/> 5700	<input type="checkbox"/> 802.11n(HT20)
			<input type="checkbox"/> 802.11n(HT40)
			Ant.Pol: H



UNII Band II-C

Test Model	Undesirable radiated	Undesirable radiated	Spurious Emission in Band Edge
	<input checked="" type="checkbox"/> 802.11a	<input checked="" type="checkbox"/> 5700	<input type="checkbox"/> 802.11n(HT20)
			<input type="checkbox"/> 802.11n(HT40)
			Ant.Pol: V



- For Undesirable radiated Spurious Emission in UNII Band III

All the modes 802.11a/n/ac has been tested and the worst result 802.11a recorded as below:

- Undesirable radiated Spurious Emission Above 1GHz (1GHz to 40GHz)

Temperature :	28°C	Test By:	King Kong
Humidity :	65 %	Frequency(MHz):	5745
Test mode:	802.11a		

Freq. (MHz)	Ant.Pol. H/V	Field Strength (dBuV/m)	E.I.R.P (dBm)	Limit (dBm)	Over(dB)
6087.98	V	55.92	-39.30	-27.00	-12.30
10905.99	V	57.39	-37.84	-27.00	-10.84
15026.69	V	61.11	-34.12	-27.00	-7.12
7478.97	H	53.15	-42.07	-27.00	-15.07
10533.74	H	60.69	-34.54	-27.00	-7.54
13737.09	H	60.48	-34.75	-27.00	-7.75

Temperature :	28°C	Test By:	King Kong
Humidity :	65 %	Frequency(MHz):	5785
Test mode:	802.11a		

Freq. (MHz)	Ant.Pol. H/V	Field Strength (dBuV/m)	E.I.R.P (dBm)	Limit (dBm)	Over(dB)
6323.78	V	53.46	-41.77	-27.00	-14.77
11528.32	V	56.75	-38.47	-27.00	-11.47
14718.68	V	62.94	-32.29	-27.00	-5.29
6944.36	H	53.73	-41.49	-27.00	-14.49
10561.45	H	60.00	-35.22	-27.00	-8.22
14284.11	H	61.21	-34.02	-27.00	-7.02

Temperature :	28°C	Test By:	King Kong
Humidity :	65 %	Frequency(MHz):	5825
Test mode:	802.11a		

Freq. (MHz)	Ant.Pol. H/V	Field Strength (dBuV/m)	E.I.R.P (dBm)	Limit (dBm)	Over(dB)
6892.94	V	53.19	-42.04	-27.00	-15.04
11737.01	V	56.42	-38.81	-27.00	-11.81
14191.88	V	61.88	-33.35	-27.00	-6.35
7880.76	H	52.82	-42.41	-27.00	-15.41
10413.84	H	59.60	-35.63	-27.00	-8.63
13706.36	H	61.16	-34.07	-27.00	-7.07

- Note:** (1) All Readings are Peak Value(VBW=300kHz)  
 (2) Emission Level= Reading Level+Probe Factor +Cable Loss.  
 (3)EIRP[dBm] = E[dBuV/m] + 20 log(d[meters]) - 104.77  
 d is the measurement distance in 3 meters

- Undesirable radiated Spurious Emission in band edge

Temperature :	28°C	Test By:	King Kong
Humidity :	65 %	Frequency:	5745
Test mode:	802.11a		

Freq. (MHz)	Ant.Pol. H/V	Field Strength (RBW=100KHz) (dBuV/m)	E.I.R.P (dBm)	Limit (dBm)	Verdict
5723.87	H	66.09	-29.14	24.4	PASS
5725.00	V	66.05	-29.18	27.0	PASS

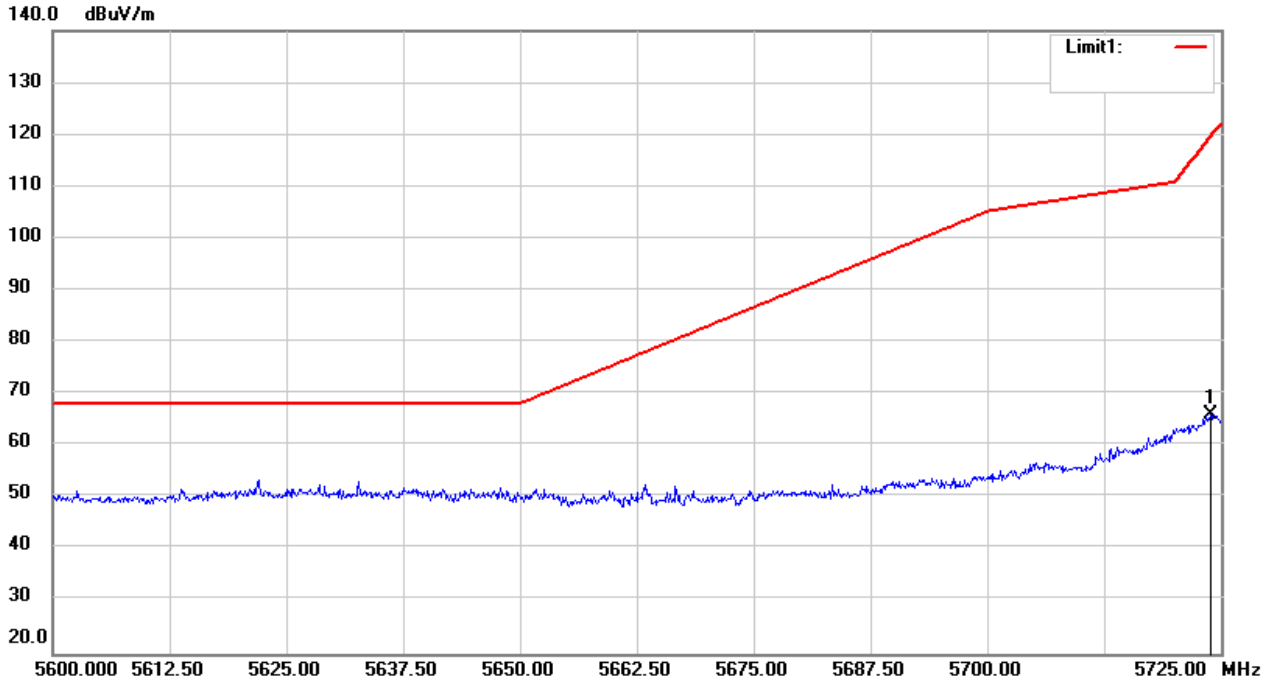
Temperature :	28°C	Test By:	King Kong
Humidity :	65 %	Frequency:	5825
Test mode:	802.11a		

Freq. (MHz)	Ant.Pol. H/V	Field Strength (RBW=100KHz) (dBuV/m)	E.I.R.P (dBm)	Limit (dBm)	Verdict
5850.35	H	65.52	-29.71	26.2	PASS
5850.00	V	64.64	-30.59	27.0	PASS

**Note:** (1) All Readings are Peak Value (VBW=3MHz)  
 (2) Emission Level= Reading Level+Probe Factor +Cable Loss.  
 (3)  $EIRP[dBm] = E[dB\mu V/m] + 20 \log(d[meters]) - 104.77$   
 d is the measurement distance in 3 meters

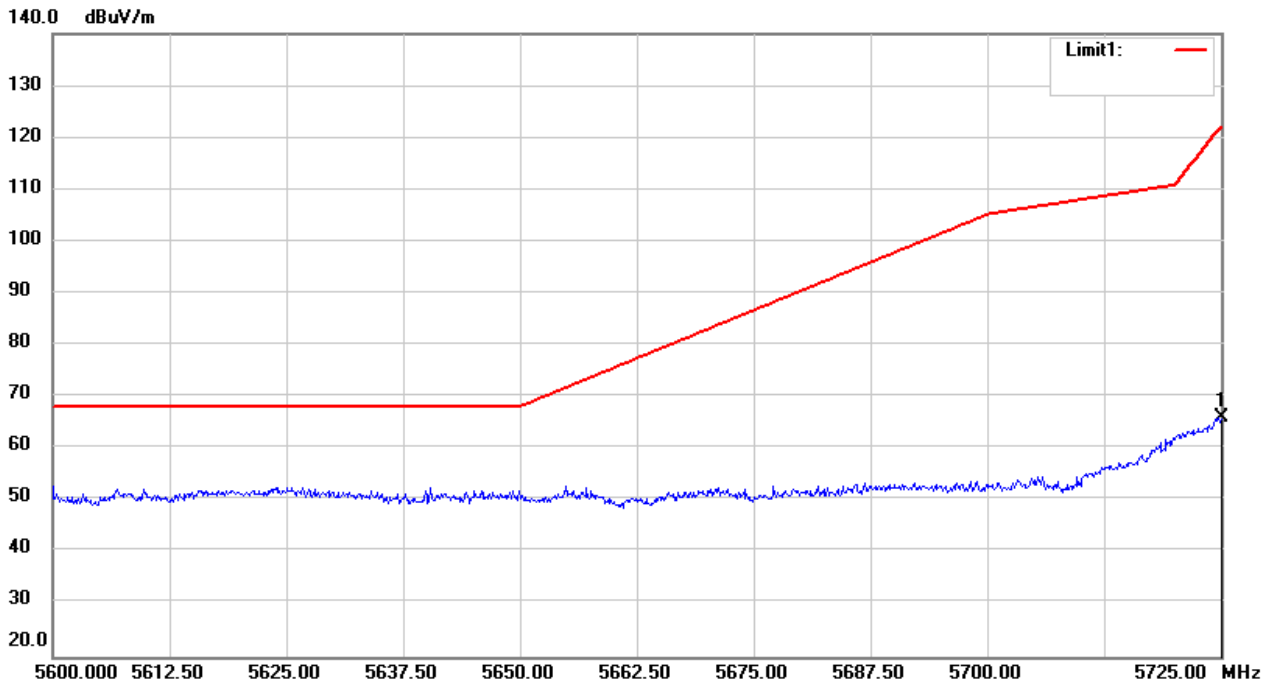
**UNII Band III**

Test Model	Undesirable radiated <input checked="" type="checkbox"/> 802.11a	Undesirable radiated <input type="checkbox"/> 802.11n(HT20)	Spurious Emission in Band Edge <input type="checkbox"/> 802.11n(HT40)
	<input checked="" type="checkbox"/> 5745		Ant.Pol: H



**UNII Band III**

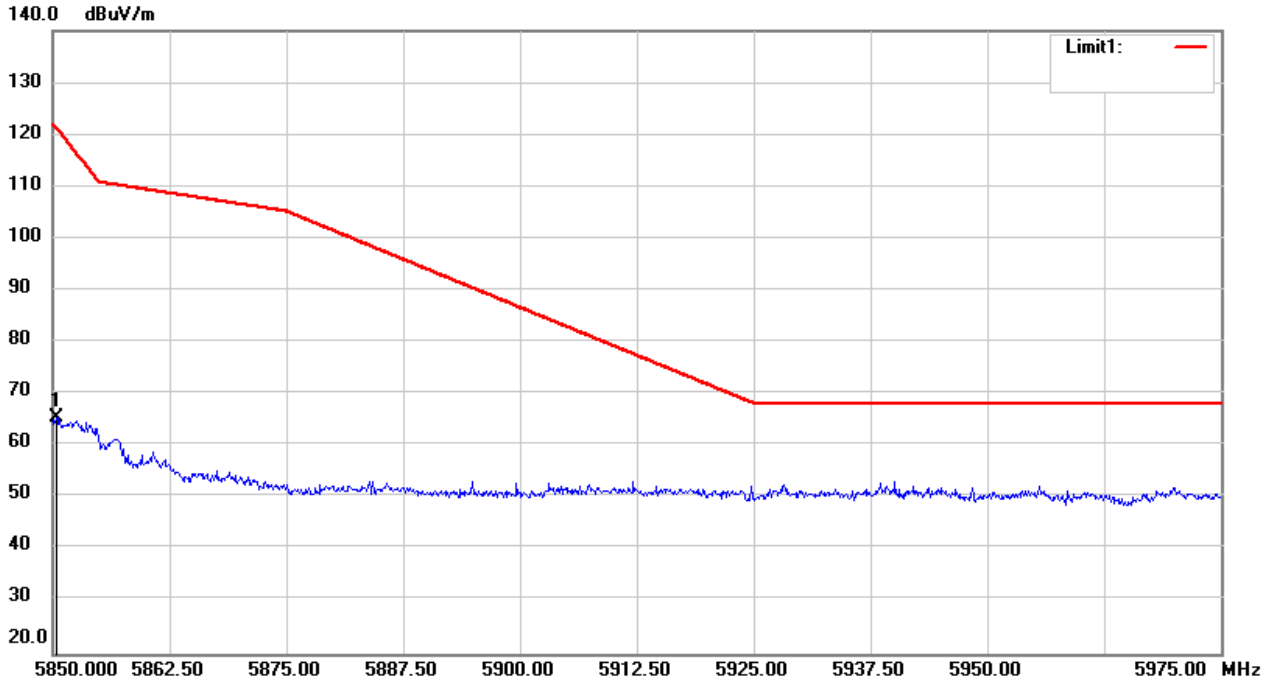
Test Model	Undesirable radiated <input checked="" type="checkbox"/> 802.11a	Undesirable radiated <input type="checkbox"/> 802.11n(HT20)	Spurious Emission in Band Edge <input type="checkbox"/> 802.11n(HT40)
	<input checked="" type="checkbox"/> 5745		Ant.Pol: V





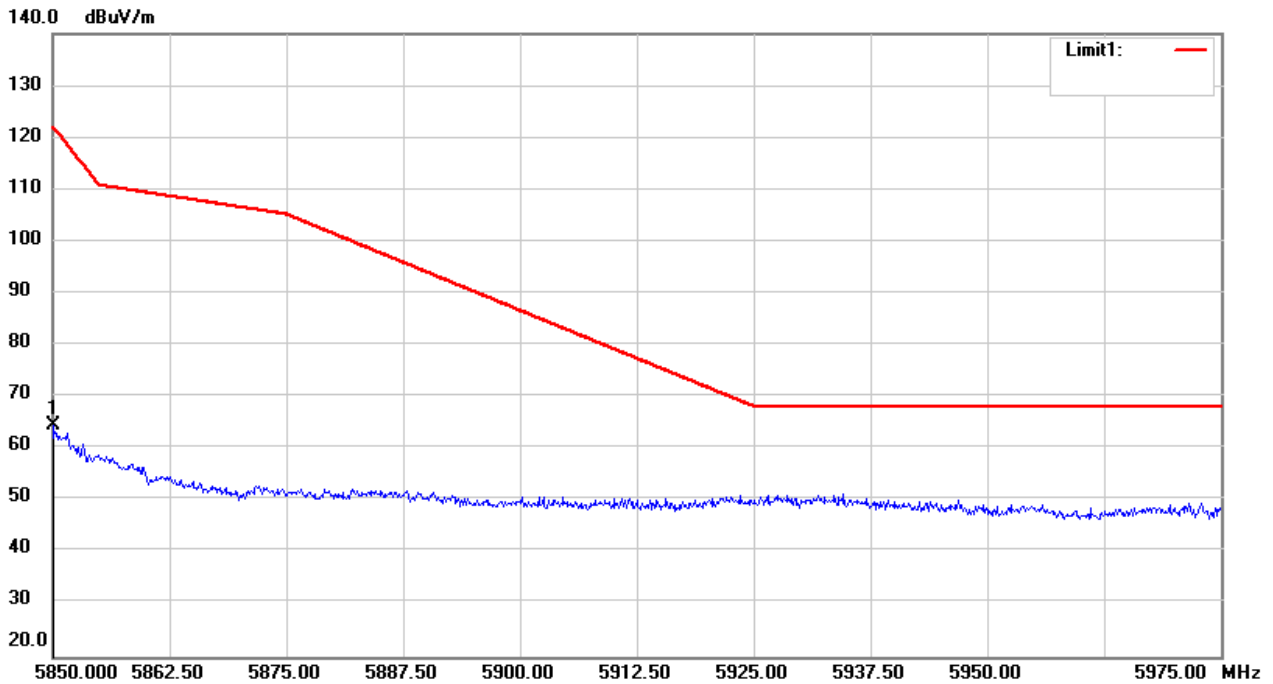
**UNII Band III**

Test Model	Undesirable radiated <input checked="" type="checkbox"/> 802.11a	Undesirable radiated <input checked="" type="checkbox"/> 5825	Spurious Emission in Band Edge <input type="checkbox"/> 802.11n(HT40)
			Ant.Pol <input type="checkbox"/> 802.11n(HT20) H

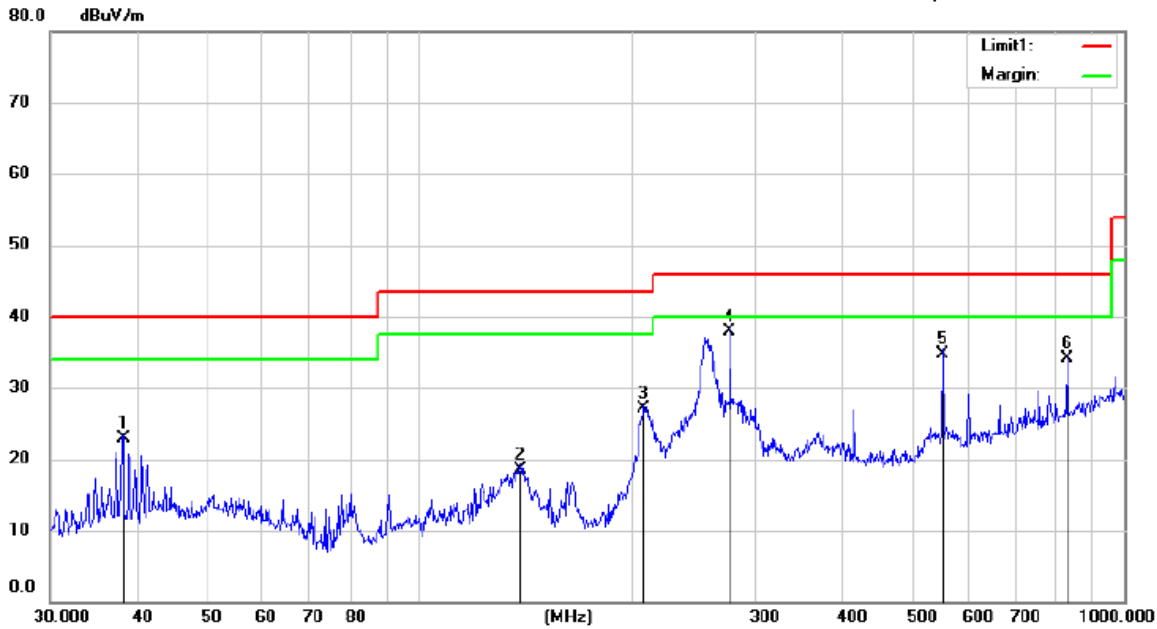


**UNII Band III**

Test Model	Undesirable radiated <input checked="" type="checkbox"/> 802.11a	Undesirable radiated <input checked="" type="checkbox"/> 5825	Spurious Emission in Band Edge <input type="checkbox"/> 802.11n(HT40)
			Ant.Pol <input type="checkbox"/> 802.11n(HT20) V



- Undesirable radiated Spurious Emission below 1GHz (30MHz to 1GHz)  
All mode have been tested, and the worst results have been recorded in the report.

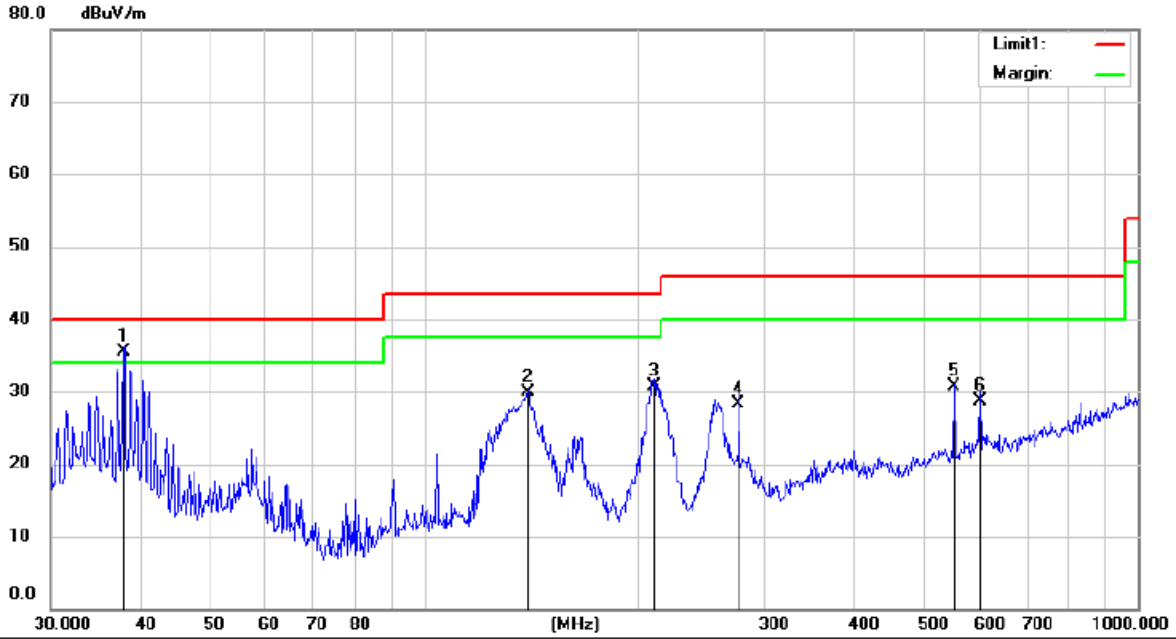


Site 3m Chamber #3 Polarization: *Horizontal* Temperature: 23 C  
 Limit: (RE)FCC PART 15 CLASS B Power: AC 120V/60Hz Humidity: 51 %  
 Mode: 802.11a 5180 MHz TX  
 Note:

No.	Mk.	Freq. MHz	Reading Level dBuV	Correct Factor dB	Measure- ment dBuV/m	Limit dBuV/m	Over dB	Antenna Height cm	Table Degree	Detector	Comment
1		38.0783	38.59	-15.59	23.00	40.00	-17.00			QP	
2		139.3613	37.77	-19.17	18.60	43.50	-24.90			QP	
3		208.5803	42.74	-15.64	27.10	43.50	-16.40			QP	
4	*	276.1235	50.95	-12.95	38.00	46.00	-8.00			QP	
5		552.8832	41.39	-6.59	34.80	46.00	-11.20			QP	
6		830.4002	35.82	-1.72	34.10	46.00	-11.90			QP	

\*:Maximum data x:Over limit !:over margin

Operator: GKM

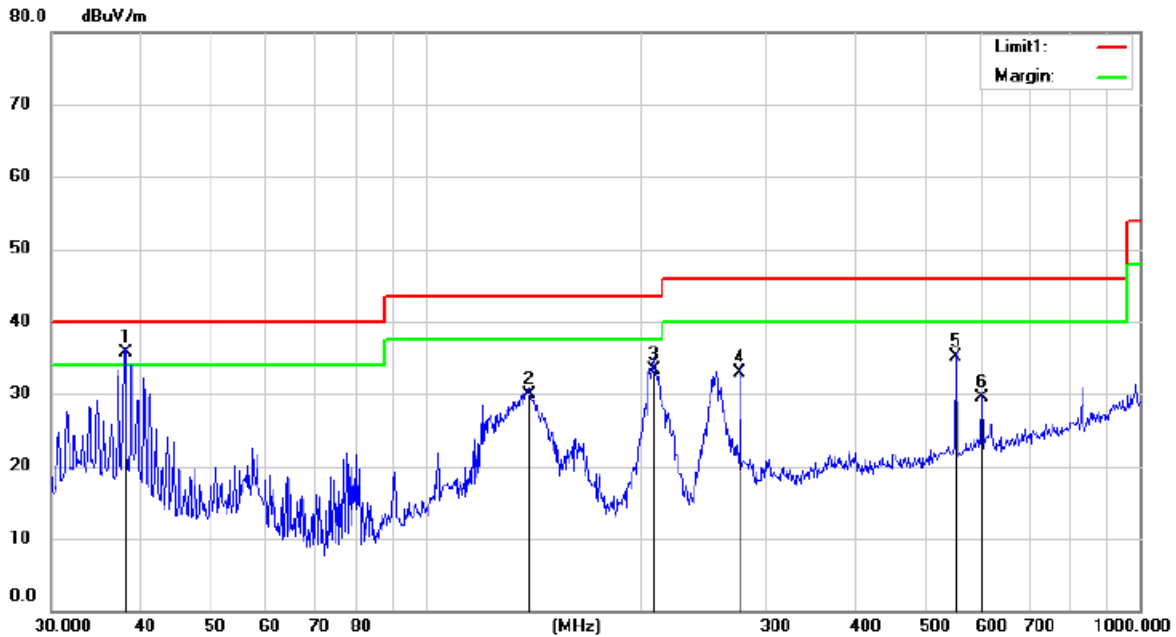


Site: 3m Chamber #3      Polarization: **Vertical**      Temperature: 23 C  
 Limit: (RE)FCC PART 15 CLASS B      Power: AC 120V/60Hz      Humidity: 51 %  
 Mode: 802.11a 5180 MHz TX  
 Note:

No.	Mk.	Freq. MHz	Reading Level dBuV	Correct Factor dB	Measure- ment dBuV/m	Limit dBuV/m	Over dB	Antenna Height cm	Table Degree degree	Comment
1	*	37.9450	51.24	-15.64	35.60	40.00	-4.40	QP		
2		139.8508	49.16	-19.16	30.00	43.50	-13.50	QP		
3		210.0482	46.39	-15.69	30.70	43.50	-12.80	QP		
4		276.1235	41.35	-12.95	28.40	46.00	-17.60	QP		
5		552.8832	37.39	-6.59	30.80	46.00	-15.20	QP		
6		601.4265	33.66	-4.96	28.70	46.00	-17.30	QP		

\*:Maximum data    x:Over limit    !:over margin

Operator: GKM



Site 3m Chamber #3 Polarization: **Vertical** Temperature: 23 C

Limit: (RE)FCC PART 15 CLASS B

Power: AC 120V/60Hz

Humidity: 51 %

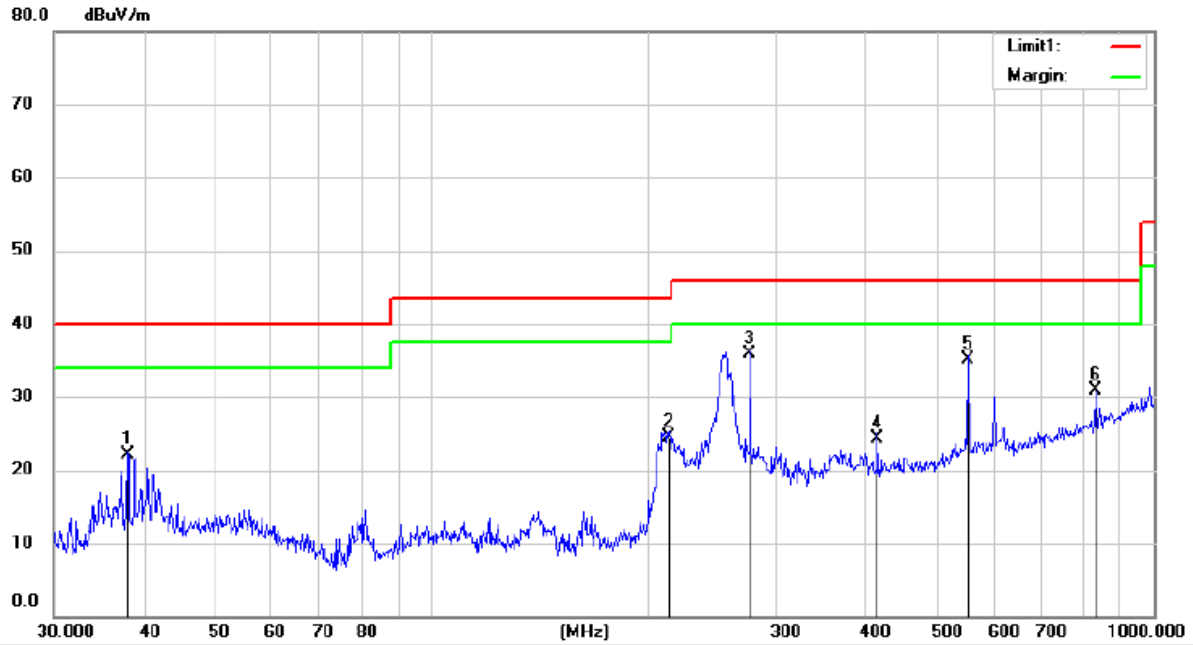
Mode: 802.11a 5200 MHz TX

Note:

No.	Mk.	Freq.	Reading Level	Correct Factor	Measurement	Limit	Over	Antenna Height	Table Degree	
		MHz	dBuV	dB	dBuV/m	dBuV/m	dB	cm	degree	Comment
1	*	38.0783	51.29	-15.59	35.70	40.00	-4.30			QP
2		139.8508	49.16	-19.16	30.00	43.50	-13.50			QP
3		209.3130	48.96	-15.66	33.30	43.50	-10.20			QP
4		276.1235	45.95	-12.95	33.00	46.00	-13.00			QP
5		552.8832	41.69	-6.59	35.10	46.00	-10.90			QP
6		601.4265	34.46	-4.96	29.50	46.00	-16.50			QP

\*:Maximum data x:Over limit !:over margin

Operator: GKM

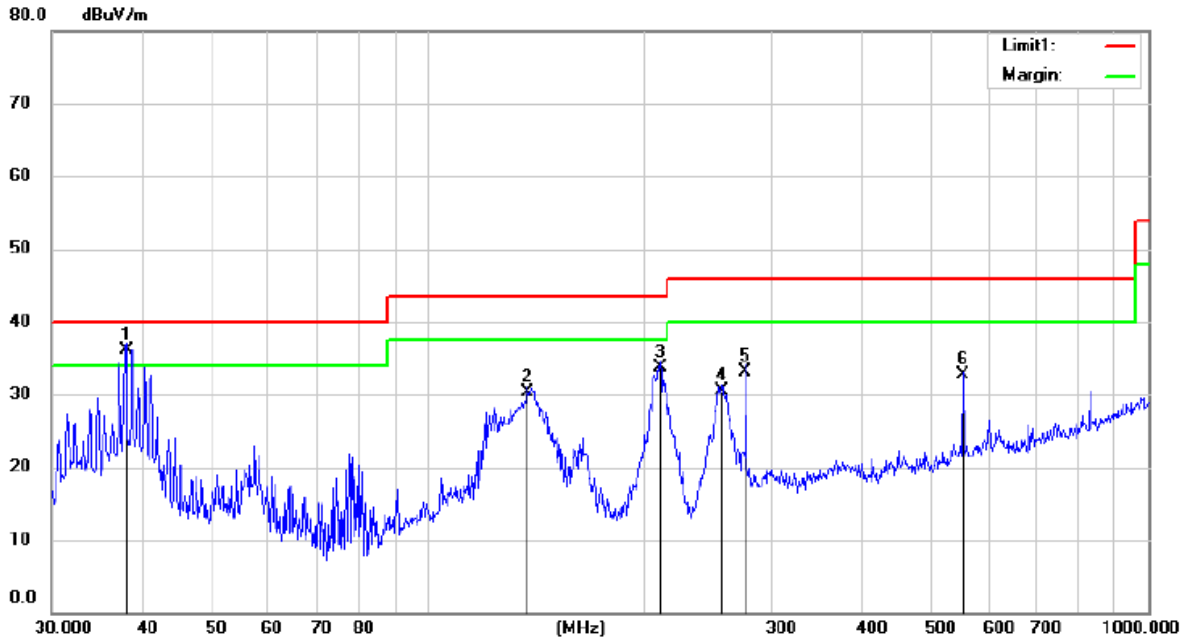


Site 3m Chamber #3      Polarization: **Horizontal**      Temperature: 23 C  
 Limit: (RE)FCC PART 15 CLASS B      Power: AC 120V/60Hz      Humidity: 51 %  
 Mode:802.11a 5200 MHz TX  
 Note:

No.	Mk.	Freq. MHz	Reading Level dBuV	Correct Factor dB	Measure- ment dBuV/m	Limit dBuV/m	Over dB	Antenna Height cm	Table Degree	Comment
1		37.9450	37.74	-15.64	22.10	40.00	-17.90			QP
2		213.0151	40.05	-15.55	24.50	43.50	-19.00			QP
3	*	276.1235	48.95	-12.95	36.00	46.00	-10.00			QP
4		414.7223	33.39	-9.09	24.30	46.00	-21.70			QP
5		552.8832	41.79	-6.59	35.20	46.00	-10.80			QP
6		830.4002	32.72	-1.72	31.00	46.00	-15.00			QP

\*:Maximum data    x:Over limit    !:over margin

Operator: GKM

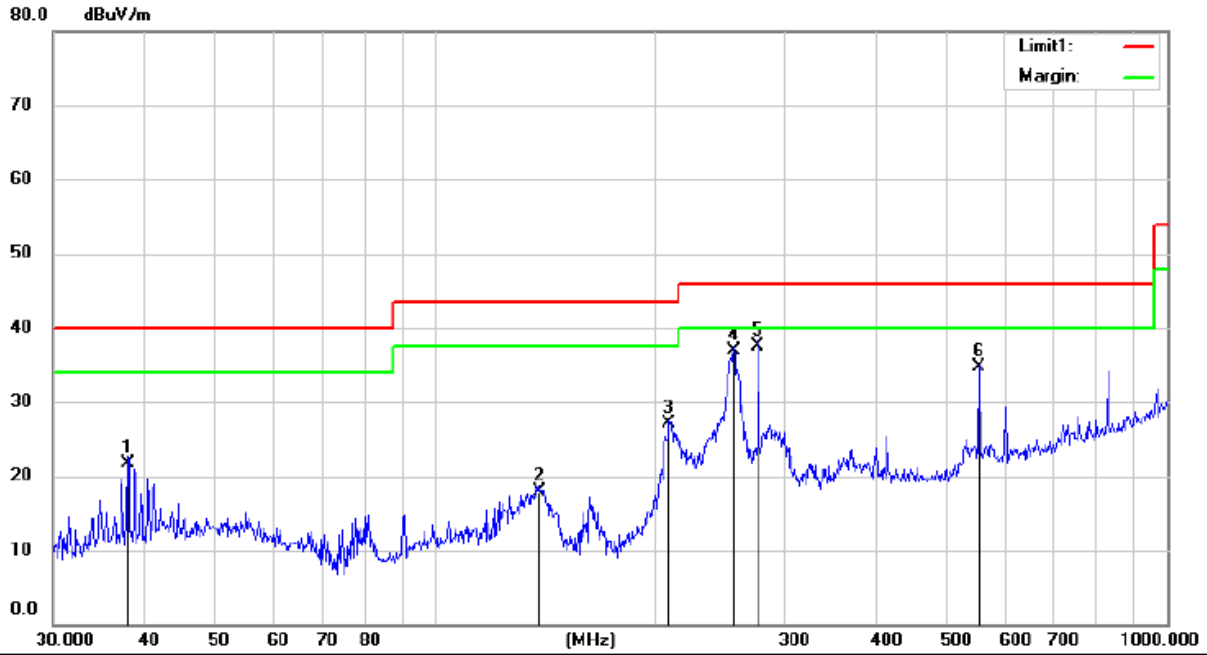


Site 3m Chamber #3 Polarization: **Vertical** Temperature: 23 C  
 Limit: (RE)FCC PART 15 CLASS B Power: AC 120V/60Hz Humidity: 51 %  
 Mode:802.11a 5240 MHz TX  
 Note:

No.	Mk.	Freq.	Reading Level	Correct Factor	Measurement	Limit	Over	Antenna Height	Table Degree	
		MHz	dBuV	dB	dBuV/m	dBuV/m	dB	cm	degree	Comment
1	*	38.0783	51.79	-15.59	36.20	40.00	-3.80			QP
2		137.4202	49.62	-19.22	30.40	43.50	-13.10			QP
3		210.0482	49.39	-15.69	33.70	43.50	-9.80			QP
4		255.6231	44.11	-13.51	30.60	46.00	-15.40			QP
5		276.1235	46.15	-12.95	33.20	46.00	-12.80			QP
6		552.8832	39.29	-6.59	32.70	46.00	-13.30			QP

\*:Maximum data x:Over limit !:over margin

Operator: GKM



Site 3m Chamber 3# Polarization: **Horizontal** Temperature: 23 C  
 Limit: (RE)FCC PART 15 CLASS B Power: AC 120V/60Hz Humidity: 51 %  
 Mode:802.11a 5240 MHz TX  
 Note:

No.	Mk.	Freq.	Reading Level	Correct Factor	Measurement	Limit	Over	Antenna Height	Table Degree	
		MHz	dBuV	dB	dBuV/m	dBuV/m	dB	cm	degree	Comment
1		37.9450	37.44	-15.64	21.80	40.00	-18.20			QP
2		138.3873	37.20	-19.20	18.00	43.50	-25.50			QP
3		208.5803	42.84	-15.64	27.20	43.50	-16.30			QP
4		255.6231	50.51	-13.51	37.00	46.00	-9.00			QP
5	*	276.1235	50.55	-12.95	37.60	46.00	-8.40			QP
6		552.8832	41.39	-6.59	34.80	46.00	-11.20			QP

\*:Maximum data x:Over limit !:over margin

Operator: GKM

## 8.6 POWER LINE CONDUCTED EMISSIONS

### 8.6.1 Applicable Standard

According to FCC Part 15.207(a)

### 8.6.2 Conformance Limit

Frequency(MHz)	Conducted Emission Limit	
	Quasi-peak	Average
0.15-0.5	66-56	56-46
0.5-5.0	56	46
5.0-30.0	60	50

Note: 1. The lower limit shall apply at the transition frequencies

2. The limit decreases in line with the logarithm of the frequency in the range of 0.15 to 0.50MHz.

### 8.6.3 Test Configuration

Test according to clause 6.3 conducted emission test setup

### 8.6.4 Test Procedure

The EUT was placed on a table which is 0.8m above ground plane.

Maximum procedure was performed on the highest emissions to ensure EUT compliance.

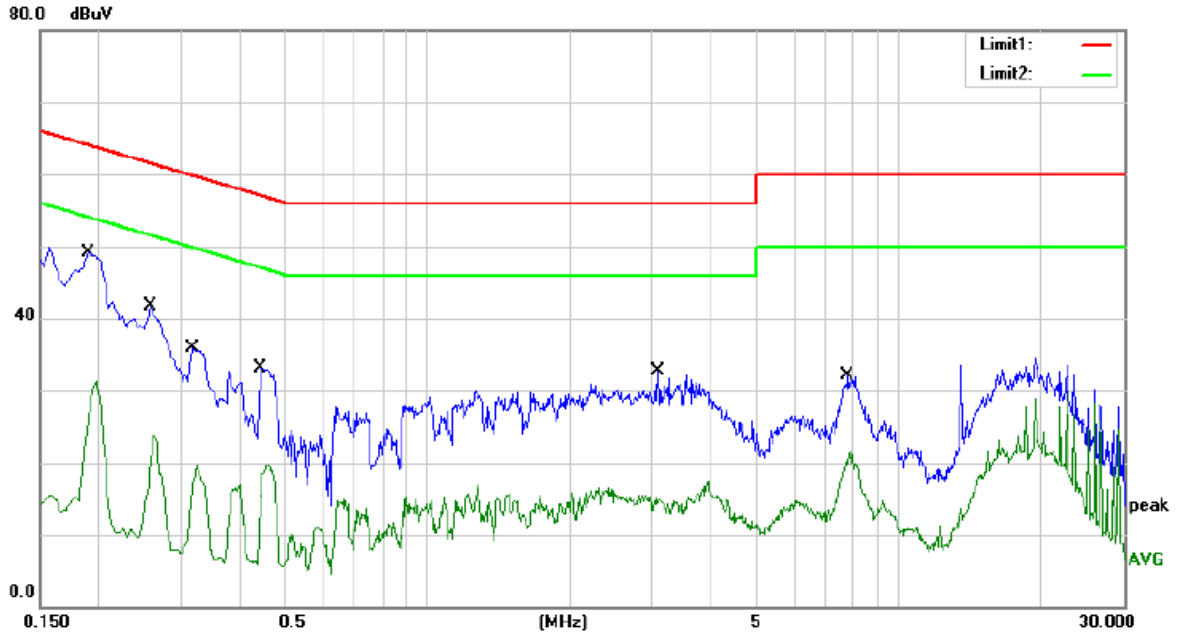
Repeat above procedures until all frequency measured were complete.

### 8.6.5 Test Results

Pass

All mode and the voltage 120V and 240V have been tested, and show the worst result as bellow.

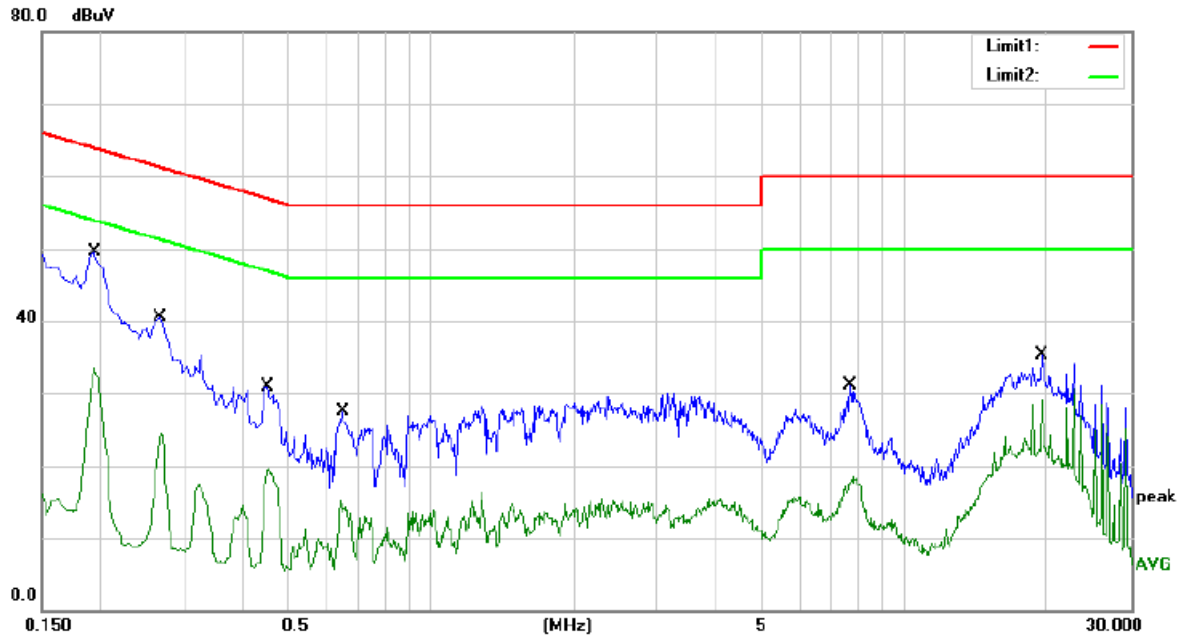




Site Conduction #2 Phase: **N** Temperature: 24.9  
 Limit: (CE)FCC PART 15 class B Power: AC 120V/60Hz Humidity: 54 %  
 Mode: 820.11a 5200MHz  
 Note:

No.	Mk.	Freq. MHz	Reading Level dBuV	Correct Factor dB	Measure- ment dBuV	Limit dBuV	Over dB	Detector	Comment
1	*	0.1900	39.56	9.61	49.17	64.04	-14.87	QP	
2		0.1900	21.74	9.61	31.35	54.04	-22.69	AVG	
3		0.2580	32.16	9.63	41.79	61.50	-19.71	QP	
4		0.2580	14.29	9.63	23.92	51.50	-27.58	AVG	
5		0.3180	26.22	9.65	35.87	59.76	-23.89	QP	
6		0.3180	9.98	9.65	19.63	49.76	-30.13	AVG	
7		0.4420	23.40	9.68	33.08	57.02	-23.94	QP	
8		0.4420	10.09	9.68	19.77	47.02	-27.25	AVG	
9		3.0900	22.84	9.80	32.64	56.00	-23.36	QP	
10		3.0900	5.49	9.80	15.29	46.00	-30.71	AVG	
11		7.8020	22.16	9.86	32.02	60.00	-27.98	QP	
12		7.8020	11.91	9.86	21.77	50.00	-28.23	AVG	

\*:Maximum data x:Over limit !:over margin Comment: Factor build in receiver. Operator: CSL



Site Conduction #2

Phase: **L1**

Temperature: 24.9

Limit: (CE)FCC PART 15 class B

Power: AC 120V/60Hz

Humidity: 54 %

Mode: 820.11a 5200MHz

Note:

No.	Mk.	Freq. MHz	Reading Level dBuV	Correct Factor dB	Measure- ment dBuV	Limit dBuV	Over dB	Detector	Comment
1	*	0.1940	39.82	9.61	49.43	63.86	-14.43	QP	
2		0.1940	23.93	9.61	33.54	53.86	-20.32	AVG	
3		0.2660	30.92	9.63	40.55	61.24	-20.69	QP	
4		0.2660	14.92	9.63	24.55	51.24	-26.69	AVG	
5		0.4500	21.27	9.69	30.96	56.88	-25.92	QP	
6		0.4500	9.73	9.69	19.42	46.88	-27.46	AVG	
7		0.6500	17.70	9.70	27.40	56.00	-28.60	QP	
8		0.6500	5.56	9.70	15.26	46.00	-30.74	AVG	
9		7.6740	21.19	9.85	31.04	60.00	-28.96	QP	
10		7.6740	8.60	9.85	18.45	50.00	-31.55	AVG	
11		19.5180	24.81	10.47	35.28	60.00	-24.72	QP	
12		19.5180	18.64	10.47	29.11	50.00	-20.89	AVG	

:Maximum data    x:Over limit    !:over margin    Comment: Factor build in receiver.    Operator: CSL

## 8.7 ANTENNA APPLICATION

### 8.7.1 Antenna Requirement

Standard	Requirement
FCC CRF Part 15.203	An intentional radiator shall be designed to ensure that no antenna other than that furnished by the responsible party shall be used with the device. The use of a permanently attached antenna or of an antenna that uses a unique coupling to the intentional radiator shall be considered sufficient to comply with the provisions of this section. The manufacturer may design the unit so that a broken antenna can be replaced by the user, but the use of a standard antenna jack or electrical connector is prohibited. This requirement does not apply to carrier current devices or to devices operated under the provisions of §15.211, §15.213, §15.217, §15.219, or §15.221. Further, this requirement does not apply to intentional radiators that must be professionally installed, such as perimeter protection systems and some field disturbance sensors, or to other intentional radiators which, in accordance with §15.31(d), must be measured at the installation site. However, the installer shall be responsible for ensuring that the proper antenna is employed so that the limits in this part are not exceeded.

For intentional device, according to FCC 47 CFR Section 15.203, an intentional radiator shall be designed to ensure that no antenna other than that furnished by the responsible party shall be used with the device. And according to FCC 47 CFR Section 15.407 (a), if transmitting antennas of directional gain greater than 6dBi are used, the power shall be reduced by the amount in dB that the directional gain of the antenna exceeds 6dBi.

### 8.7.2 Result

PASS.

The EUT has two FPC antennas for WIFI, the max gain:

Antenna 0

5150-5350: 2.86dBi

5500-5700: 3.21dBi

5725-5850: 3.34dBi

Antenna 1

5150-5350: 2.65dBi

5500-5700: 2.98dBi

5725-5850: 3.12dBi

Note:

- Antenna use a permanently attached antenna which is not replaceable.
- Not using a standard antenna jack or electrical connector for antenna replacement
- The antenna has to be professionally installed (please provide method of installation)

W

which in accordance to section 15.203, please refer to the internal photos.