

TEST CONFIGURATION PHOTOGRAPHS



**Figure 1. Intentional Radiated Emissions Test Setup above 1 GHz
(Worst Case Position)**

US Tech Test Report:
FCC ID:
IC:
Test Report Number:
Issue Date:
Customer:
Model:

FCC Part 15 Certification
O7P-RL78
10147A-RL78
17-0165
October 25, 2017
Inventek
ISMRL78G1D



Figure 2. Intentional Radiated Emissions Test Setup, Above 1GHz

US Tech Test Report:
FCC ID:
IC:
Test Report Number:
Issue Date:
Customer:
Model:

FCC Part 15 Certification
O7P-RL78
10147A-RL78
17-0165
October 25, 2017
Inventek
ISMRL78G1D




Figure 3. Radiated Emissions Test Setup, Front




Figure 4. Radiated Emissions Test Setup, Below 30 MHz (X-Position)

US Tech Test Report:
FCC ID:
IC:
Test Report Number:
Issue Date:
Customer:
Model:

FCC Part 15 Certification
O7P-RL78
10147A-RL78
17-0165
October 25, 2017
Inventek
ISMRL78G1D




Figure 5. Radiated Emissions Test Setup, Below 30 MHz (Y-Position)

US Tech Test Report:
FCC ID:
IC:
Test Report Number:
Issue Date:
Customer:
Model:

FCC Part 15 Certification
O7P-RL78
10147A-RL78
17-0165
October 25, 2017
Inventek
ISMRL78G1D




Figure 6. Radiated Emissions Test Setup, Below 30 MHz (Z-Position)

US Tech Test Report:
FCC ID:
IC:
Test Report Number:
Issue Date:
Customer:
Model:

FCC Part 15 Certification
O7P-RL78
10147A-RL78
17-0165
October 25, 2017
Inventek
ISMRL78G1D




Figure 7. Radiated Emissions Test Setup, 30 MHz to 200 MHz

US Tech Test Report:
FCC ID:
IC:
Test Report Number:
Issue Date:
Customer:
Model:

FCC Part 15 Certification
O7P-RL78
10147A-RL78
17-0165
October 25, 2017
Inventek
ISMRL78G1D




Figure 8. Radiated Emissions Test Setup, 200 MHz to 1000 MHz

US Tech Test Report:
FCC ID:
IC:
Test Report Number:
Issue Date:
Customer:
Model:

FCC Part 15 Certification
O7P-RL78
10147A-RL78
17-0165
October 25, 2017
Inventek
ISMRL78G1D




Figure 9. Unintentional Radiated Emission Test Setup, Above 1 GHz

US Tech Test Report:
FCC ID:
IC:
Test Report Number:
Issue Date:
Customer:
Model:

FCC Part 15 Certification
O7P-RL78
10147A-RL78
17-0165
October 25, 2017
Inventek
ISMRL78G1D



Figure10. Power line Conducted Emissions Test Setup

US Tech Test Report:
FCC ID:
IC:
Test Report Number:
Issue Date:
Customer:
Model:

FCC Part 15 Certification
O7P-RL78
10147A-RL78
17-0165
October 25, 2017
Inventek
ISMRL78G1D




Figure11. Power Line Conducted Emissions (EUT)