

US Tech Test Report
FCC ID:
IC:
Test Report Number:
Issue date:
Customer:
Model:

FCC Part 15 Certification
O7P-903
10147A-903
17-0162
October 3, 2017
Inventek Systems
ISM43903

EXTERNAL PHOTOGRAPHS



Figure 1. EUT Top, with U.FI Connector, Shield in Place

US Tech Test Report
FCC ID:
IC:
Test Report Number:
Issue date:
Customer:
Model:

FCC Part 15 Certification
O7P-903
10147A-903
17-0162
October 3, 2017
Inventek Systems
ISM43903



Figure 2. EUT Top, with Trace Antenna

US Tech Test Report
FCC ID:
IC:
Test Report Number:
Issue date:
Customer:
Model:

FCC Part 15 Certification
O7P-903
10147A-903
17-0162
October 3, 2017
Inventek Systems
ISM43903




Figure 4. Single-Band Antenna

US Tech Test Report
FCC ID:
IC:
Test Report Number:
Issue date:
Customer:
Model:

FCC Part 15 Certification
O7P-903
10147A-903
17-0162
October 3, 2017
Inventek Systems
ISM43903




Figure 5. Single-Band Antenna on EUT

US Tech Test Report
FCC ID:
IC:
Test Report Number:
Issue date:
Customer:
Model:

FCC Part 15 Certification
O7P-903
10147A-903
17-0162
October 3, 2017
Inventek Systems
ISM43903




Figure 6. Dual-Band Antenna

US Tech Test Report
FCC ID:
IC:
Test Report Number:
Issue date:
Customer:
Model:

FCC Part 15 Certification
O7P-903
10147A-903
17-0162
October 3, 2017
Inventek Systems
ISM43903




Figure 7. Dual-Band Antenna on EUT