

US Tech Test Report  
FCC ID:  
IC:  
Test Report Number:  
Issue date:  
Customer:  
Model:

FCC Part 15 Certification  
O7P-903  
10147A-903  
17-0162  
October 3, 2017  
Inventek Systems  
ISM43903-R48-L54 -E

## Test Configuration Photographs





Figure 1. EUT Radiated Emissions Test Config Photo

US Tech Test Report  
FCC ID:  
IC:  
Test Report Number:  
Issue date:  
Customer:  
Model:


FCC Part 15 Certification  
O7P-903  
10147A-903  
17-0162  
October 3, 2017  
Inventek Systems  
ISM43903-R48-L54 -E



**Figure 2. External Antenna Radiated Emissions Below 30 MHz, X-Polarity**

US Tech Test Report  
FCC ID:  
IC:  
Test Report Number:  
Issue date:  
Customer:  
Model:

FCC Part 15 Certification  
O7P-903  
10147A-903  
17-0162  
October 3, 2017  
Inventek Systems  
ISM43903-R48-L54 -E



**Figure 3. External Antenna Radiated Emissions, 30-200 MHz**

US Tech Test Report  
FCC ID:  
IC:  
Test Report Number:  
Issue date:  
Customer:  
Model:


FCC Part 15 Certification  
O7P-903  
10147A-903  
17-0162  
October 3, 2017  
Inventek Systems  
ISM43903-R48-L54 -E



**Figure 4. Trace Antenna Radiated Emissions, 30-200 MHz**

US Tech Test Report  
FCC ID:  
IC:  
Test Report Number:  
Issue date:  
Customer:  
Model:


FCC Part 15 Certification  
O7P-903  
10147A-903  
17-0162  
October 3, 2017  
Inventek Systems  
ISM43903-R48-L54 -E



**Figure 5. External Antenna Radiated Emissions, 200-1000 MHz**

US Tech Test Report  
FCC ID:  
IC:  
Test Report Number:  
Issue date:  
Customer:  
Model:

FCC Part 15 Certification  
O7P-903  
10147A-903  
17-0162  
October 3, 2017  
Inventek Systems  
ISM43903-R48-L54 -E



**Figure 6. Trace Antenna Radiated Emissions, 200-1000 MHz**

US Tech Test Report  
FCC ID:  
IC:  
Test Report Number:  
Issue date:  
Customer:  
Model:


FCC Part 15 Certification  
O7P-903  
10147A-903  
17-0162  
October 3, 2017  
Inventek Systems  
ISM43903-R48-L54 -E



**Figure 7. External Antenna Radiated Emissions, Above 1 GHz**

US Tech Test Report  
FCC ID:  
IC:  
Test Report Number:  
Issue date:  
Customer:  
Model:

FCC Part 15 Certification  
O7P-903  
10147A-903  
17-0162  
October 3, 2017  
Inventek Systems  
ISM43903-R48-L54 -E



**Figure 8. Trace Antenna Radiated Emissions, Above 1 GHz**



US Tech Test Report  
FCC ID:  
IC:  
Test Report Number:  
Issue date:  
Customer:  
Model:

FCC Part 15 Certification  
O7P-903  
10147A-903  
17-0162  
October 3, 2017  
Inventek Systems  
ISM43903-R48-L54 -E

---



**Figure 9. Power Line Conducted Emissions Test Configuration Photo**