

US Tech Test Report:

FCC Part 15 Certification

IC-RSS Certification

FCC ID:

O7P-362

IC:

10147A-362

Test Report Number:

16-0291

Issue Date:

December 14, 2016

Customer:

Inventek Systems

Model:

ISM43362-M3G-L44-E and ISM43362-M3G-L44-U

## External and Antenna Photographs




Figure 1. Radio Module on Board

US Tech Test Report:

FCC Part 15 Certification

IC-RSS Certification

FCC ID:

O7P-362

IC:

10147A-362

Test Report Number:

16-0291

Issue Date:


December 14, 2016

Customer:

Inventek Systems

Model:

ISM43362-M3G-L44-E and ISM43362-M3G-L44-U



**Figure 2. Radio Module - Rear View**

US Tech Test Report:

FCC Part 15 Certification

IC-RSS Certification

FCC ID:

O7P-362

IC:

10147A-362

Test Report Number:

16-0291

Issue Date:

December 14, 2016

Customer:

Inventek Systems

Model:

ISM43362-M3G-L44-E and ISM43362-M3G-L44-U




Figure 3. Radio Module with Trace Antenna - Top View

US Tech Test Report:

FCC Part 15 Certification

IC-RSS Certification

FCC ID:

O7P-362

IC:

10147A-362

Test Report Number:

16-0291

Issue Date:


December 14, 2016

Customer:

Inventek Systems

Model:

ISM43362-M3G-L44-E and ISM43362-M3G-L44-U



**Figure 4. Dipole Antenna**

US Tech Test Report:

FCC Part 15 Certification

IC-RSS Certification

FCC ID:

O7P-362

IC:

10147A-362

Test Report Number:

16-0291

Issue Date:


December 14, 2016

Customer:

Inventek Systems

Model:

ISM43362-M3G-L44-E and ISM43362-M3G-L44-U



**Figure 5. Omni Directional Antenna to be Added**