



## 1. Photographs of Conducted Emissions Test Configuration

FRONT VIEW



REAR VIEW



## 2. Photographs of Radiated Emissions Test Configuration

Test Configuration: 30MHz~1GHz

**FRONT VIEW**




**REAR VIEW**



**Test Configuration: Above 1GHz**

**For bandedge – EUT in X axis**

**FRONT VIEW**




**REAR VIEW**






For harmonic – EUT in Z axis

**FRONT VIEW**



**REAR VIEW**



————THE END————