HUMAX RF4CE Test result	Document revision	HUMAX
	Rev1.0	
	Model name	
	HR54r1-500	

RF4CE TEST result

Date	Rev	Desription	File Name
October 24, 2017	0.1	Antenna gain document	

Procedure Number	Procedure Name	Pass or Fail	Comments
3.5	Antenna gain	Pass	Tested by HUMAX

Antenna Pattern & Gain Report

Manufacturer	HUMAX
Manufacturer Adres	216, Hwangsaeul-ro, Bundang-gu, Seongnam-si, Gyeonggi-do, Republic of Ko
Model Name	HR54r1-500
Antenna name	HR54RF4CE_Ant1
IF BW	100 Hz
Port Power	0.00 dBm
Meas Step	15 `

Photo

Frequency	Efficiency	Average Gain			Max Gain			Max Position	Directivity
		Ver	Hor	Total	Ver	Hor	Total		
2,400,000,000 Hz	60.0 %	-6.0 dBi	-4.6 dBi	-2.2 dBi	0.3 dBi	1.2 dBi	2.5 dBi	Theta75/Pie165	4.71 dB
2,425,000,000 Hz	61.8 %	-6.1 dBi	-4.3 dBi	-2.1 dBi	0.3 dBi	2.5 dBi	3.7 dBi	Theta75/Pie165	5.81 dB
2,450,000,000 Hz	69.9 %	-5.5 dBi	-3.8 dBi	-1.6 dBi	2.3 dBi	3.9 dBi	5.0 dBi	Theta75/Pie165	6.59 dB
2,475,000,000 Hz	72.4 %	-5.1 dBi	-3.8 dBi	-1.4 dBi	1.9 dBi	4.1 dBi	5.2 dBi	Theta75/Pie165	6.62 dB
2,500,000,000 Hz	66.3 %	-5.1 dBi	-4.5 dBi	-1.8 dBi	1.4 dBi	4.2 dBi	5.3 dBi	Theta75/Pie165	7.06 dB

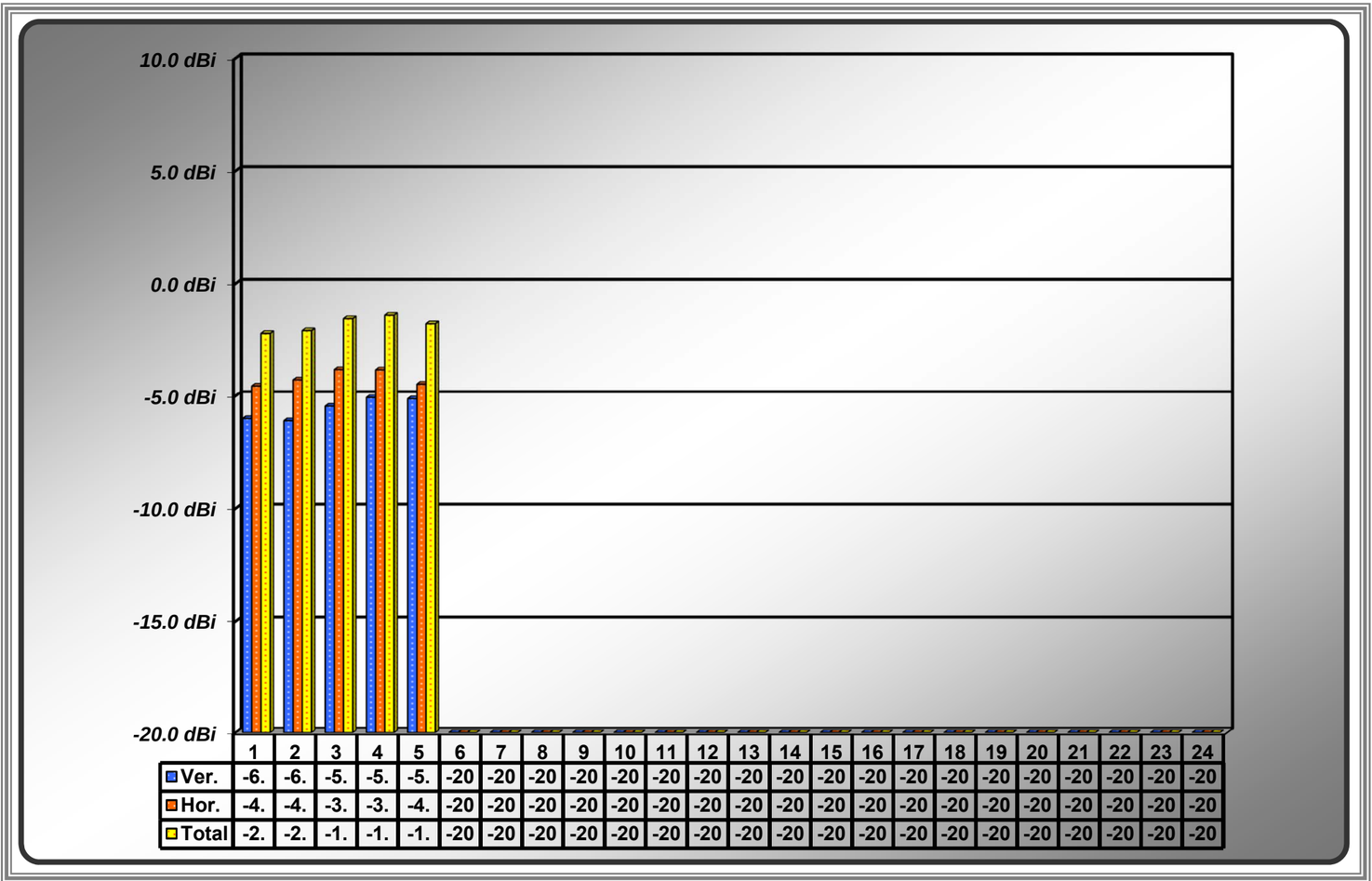

	1	2	3	4	5	6	7	8	9	10	11	12	13	14	15	16	17	18	19	20	21	22	23	24
Ver.	-6.	-6.	-5.	-5.	-5.	-20	-20	-20	-20	-20	-20	-20	-20	-20	-20	-20	-20	-20	-20	-20	-20	-20	-20	-20
Hor.	-4.	-4.	-3.	-3.	-4.	-20	-20	-20	-20	-20	-20	-20	-20	-20	-20	-20	-20	-20	-20	-20	-20	-20	-20	-20
Total	-2.	-2.	-1.	-1.	-1.	-20	-20	-20	-20	-20	-20	-20	-20	-20	-20	-20	-20	-20	-20	-20	-20	-20	-20	-20

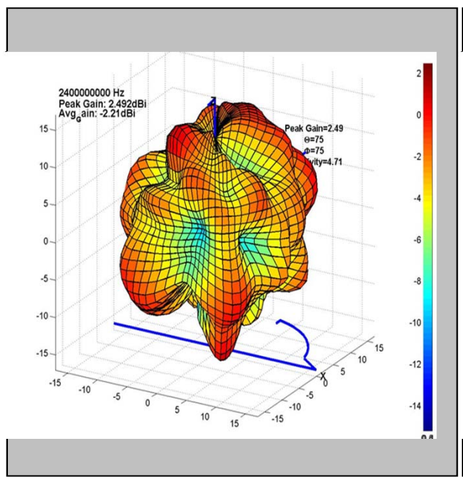

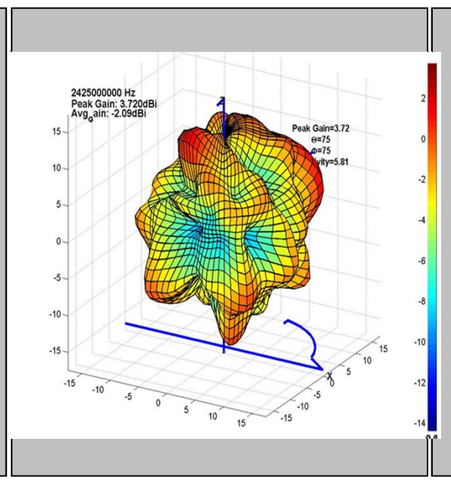

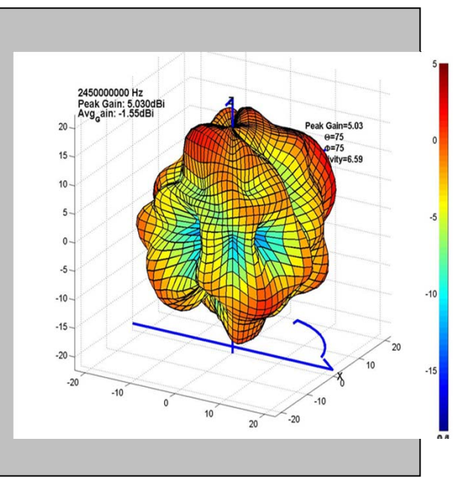

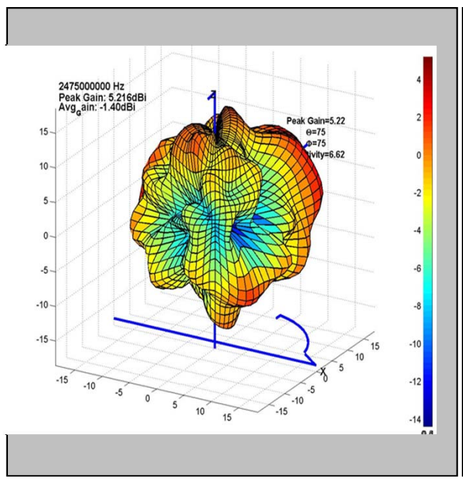

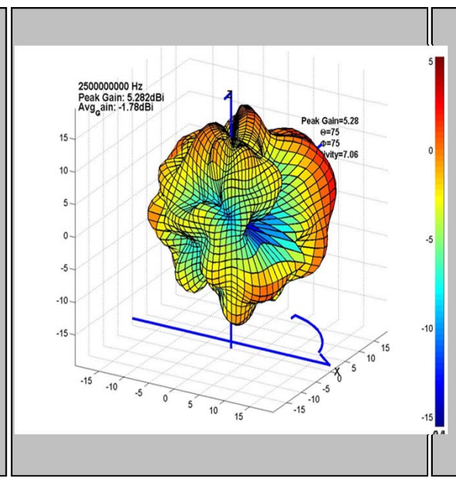

Antenna Pattern & Gain Report

Manufacturer	HUMAX
Manufacturer Adress	216, Hwangsaeul-ro, Bundang-gu, Seongnam-si, Gyeonggi-do, Rep
Model Name	HR54r1-500
Antenna name	HR54RF4CE_Ant2
IF BW	100 Hz
Port Power	0.00 dBm
Meas Step	15 `

Photo

Frequency	Efficiency	Average Gain			Max Gain			Max Position	Directivity
		Ver	Hor	Total	Ver	Hor	Total		
2,400,000,000 Hz	61.7 %	-6.4 dBi	-4.1 dBi	-2.1 dBi	0.7 dBi	2.3 dBi	3.2 dBi	Theta60/Pie330	5.29 dB
2,425,000,000 Hz	58.7 %	-6.6 dBi	-4.3 dBi	-2.3 dBi	1.2 dBi	1.9 dBi	3.1 dBi	Theta45/Pie330	5.42 dB
2,450,000,000 Hz	61.7 %	-6.3 dBi	-4.2 dBi	-2.1 dBi	1.7 dBi	2.0 dBi	3.2 dBi	Theta45/Pie330	5.34 dB
2,475,000,000 Hz	63.8 %	-6.3 dBi	-4.0 dBi	-2.0 dBi	1.0 dBi	3.9 dBi	4.8 dBi	Theta75/Pie165	6.78 dB
2,500,000,000 Hz	60.8 %	-6.4 dBi	-4.2 dBi	-2.2 dBi	0.3 dBi	4.8 dBi	5.8 dBi	Theta75/Pie165	7.96 dB

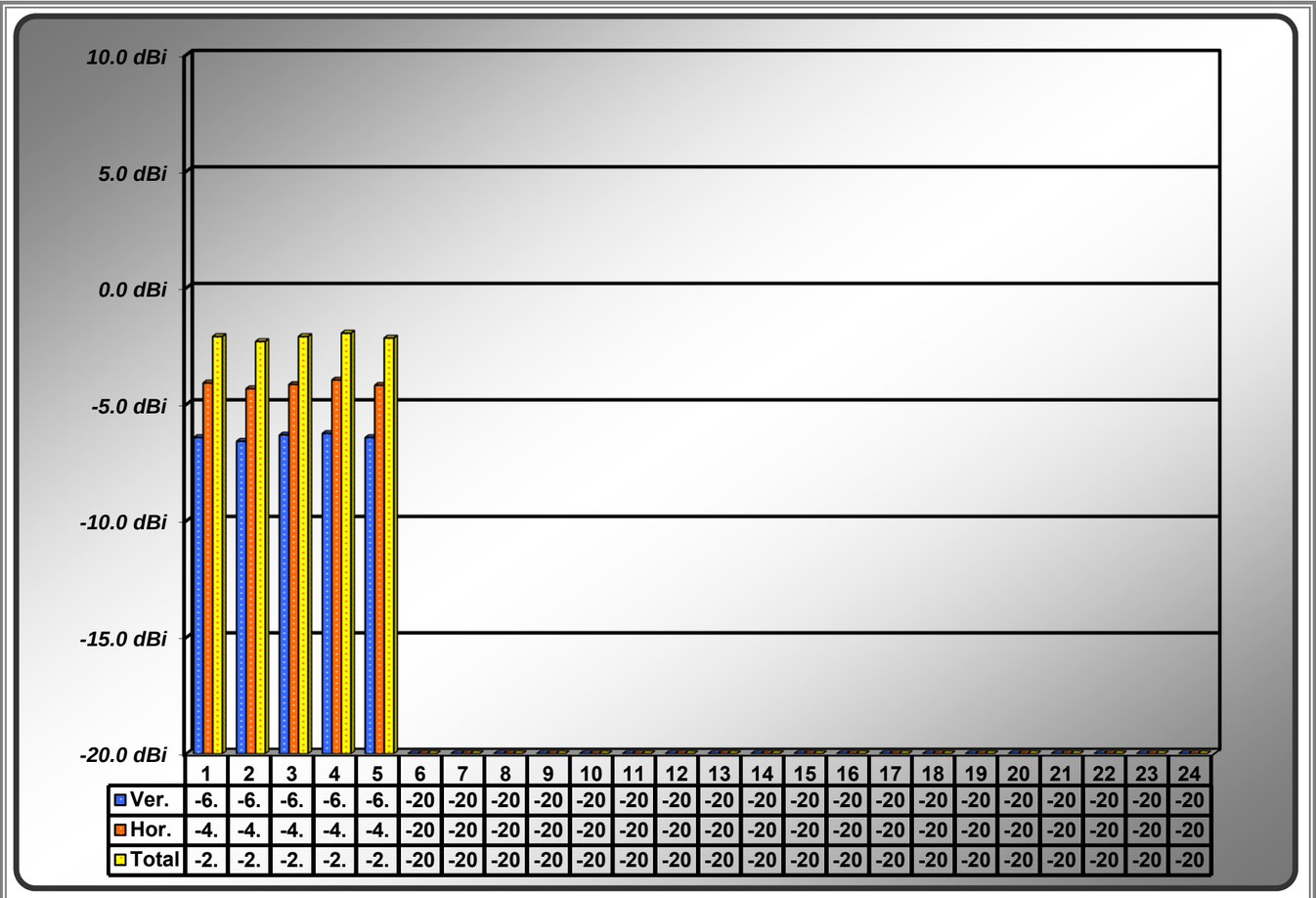
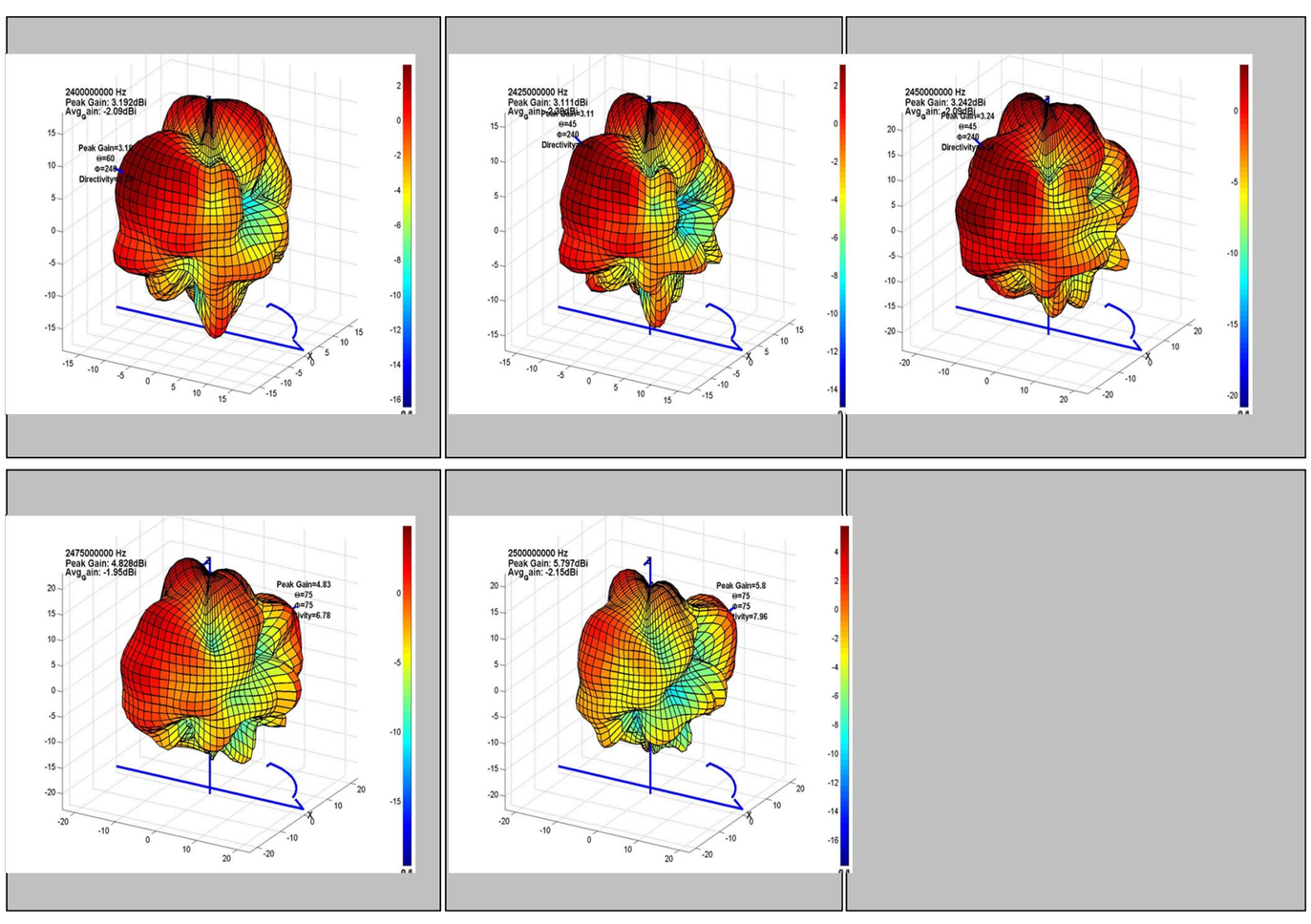
	1	2	3	4	5	6	7	8	9	10	11	12	13	14	15	16	17	18	19	20	21	22	23	24
Ver.	-6.	-6.	-6.	-6.	-6.	-20	-20	-20	-20	-20	-20	-20	-20	-20	-20	-20	-20	-20	-20	-20	-20	-20	-20	-20
Hor.	-4.	-4.	-4.	-4.	-4.	-20	-20	-20	-20	-20	-20	-20	-20	-20	-20	-20	-20	-20	-20	-20	-20	-20	-20	-20
Total	-2.	-2.	-2.	-2.	-2.	-20	-20	-20	-20	-20	-20	-20	-20	-20	-20	-20	-20	-20	-20	-20	-20	-20	-20	-20