3.5	Antenna Gain

RF4CE ANT1

Antenna Pattern & Gain Report

Manufacturer	Company Name
Model Name	Filename
Tester Name	Airlink
Test Date	2022-01-19 PM 6:45:23
IF BW	100 Hz
Port Power	0.00 dBm
Meas Step	15 `

Photo

Frequency	Efficiency	Average Gain			Max Gain			Max Position	Directivity
		Ver	Hor	Total	Ver	Hor	Total		
2,400,000,000 Hz	63.6 %	-4.0 dBi	-6.3 dBi	-2.0 dBi	2.1 dBi	1.7 dBi	2.7 dBi	Theta135/Pie150	4.70 dB
2,410,000,000 Hz	64.1 %	-3.9 dBi	-6.3 dBi	-1.9 dBi	1.9 dBi	1.9 dBi	2.9 dBi	Theta135/Pie150	4.78 dB
2,420,000,000 Hz	61.6 %	-4.1 dBi	-6.4 dBi	-2.1 dBi	1.6 dBi	1.8 dBi	2.7 dBi	Theta135/Pie150	4.77 dB
2,430,000,000 Hz	62.3 %	-4.1 dBi	-6.4 dBi	-2.1 dBi	1.4 dBi	1.8 dBi	2.7 dBi	Theta135/Pie150	4.71 dB
2,440,000,000 Hz	64.0 %	-3.9 dBi	-6.3 dBi	-1.9 dBi	1.4 dBi	1.8 dBi	2.6 dBi	Theta135/Pie150	4.55 dB
2,450,000,000 Hz	64.0 %	-3.9 dBi	-6.3 dBi	-1.9 dBi	1.4 dBi	1.5 dBi	2.3 dBi	Theta135/Pie150	4.24 dB
2,460,000,000 Hz	64.0 %	-3.8 dBi	-6.5 dBi	-1.9 dBi	1.6 dBi	1.1 dBi	1.9 dBi	Theta135/Pie150	3.80 dB
2,470,000,000 Hz	66.6 %	-3.6 dBi	-6.5 dBi	-1.8 dBi	2.0 dBi	0.8 dBi	2.1 dBi	Theta60/Pie285	3.88 dB
2,480,000,000 Hz	60.1 %	-4.3 dBi	-6.5 dBi	-2.3 dBi	1.3 dBi	0.6 dBi	1.6 dBi	Theta120/Pie210	3.89 dB
2,490,000,000 Hz	62.5 %	-3.8 dBi	-6.8 dBi	-2.0 dBi	1.7 dBi	0.3 dBi	2.1 dBi	Theta120/Pie210	4.14 dB
2,500,000,000 Hz	61.5 %	-3.7 dBi	-7.2 dBi	-2.1 dBi	1.6 dBi	0.2 dBi	2.2 dBi	Theta60/Pie300	4.30 dB

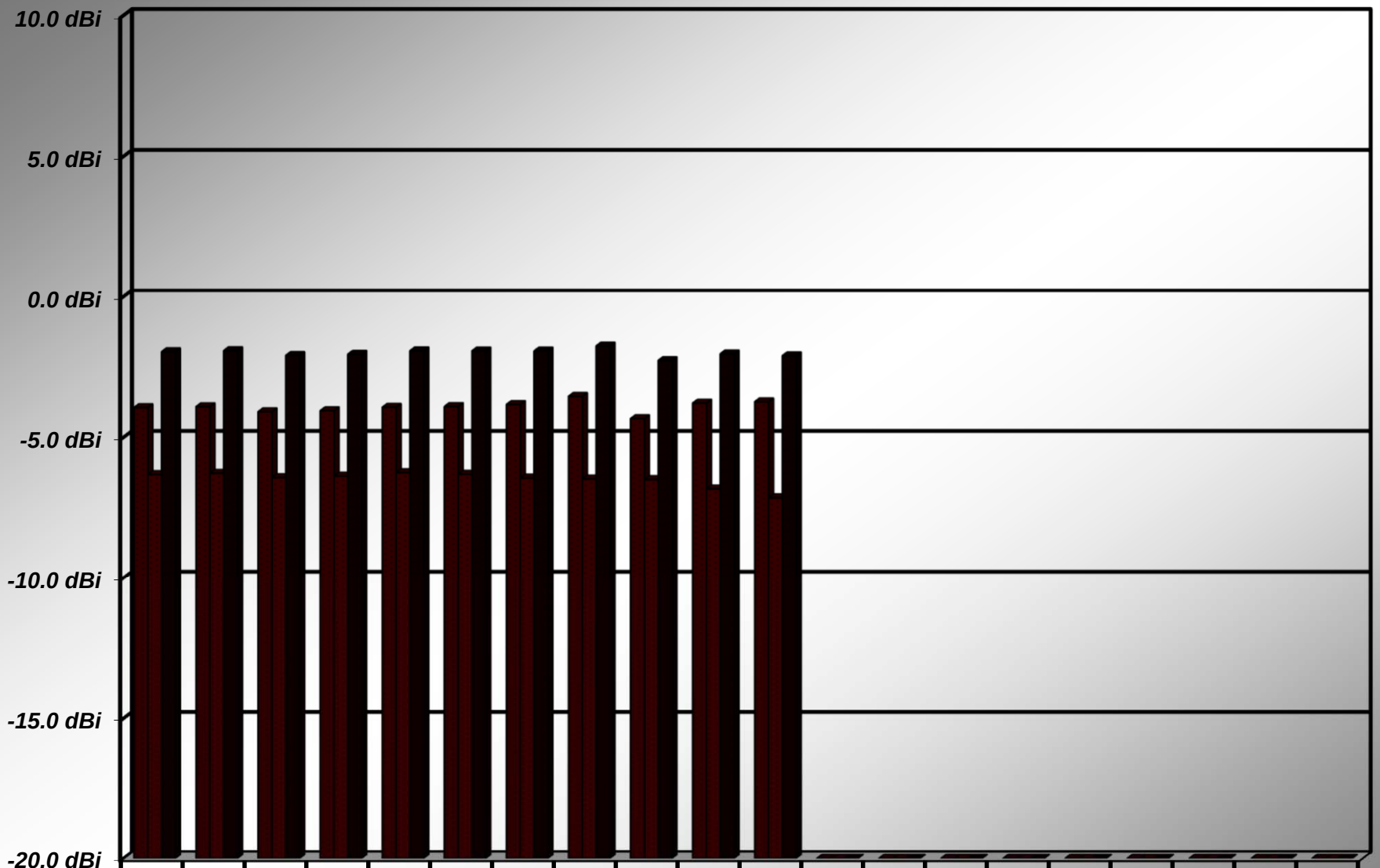

	1	2	3	4	5	6	7	8	9	10	11	12	13	14	15	16	17	18	19	20
Ver.	-4.0	-3.9	-4.1	-4.1	-3.9	-3.9	-3.8	-3.6	-4.3	-3.8	-3.7	-20.	-20.	-20.	-20.	-20.	-20.	-20.	-20.	-20.
Hor.	-6.3	-6.3	-6.4	-6.4	-6.3	-6.3	-6.5	-6.5	-6.5	-6.8	-7.2	-20.	-20.	-20.	-20.	-20.	-20.	-20.	-20.	-20.
Total	-2.0	-1.9	-2.1	-2.1	-1.9	-1.9	-1.9	-1.8	-2.3	-2.0	-2.1	-20.	-20.	-20.	-20.	-20.	-20.	-20.	-20.	-20.

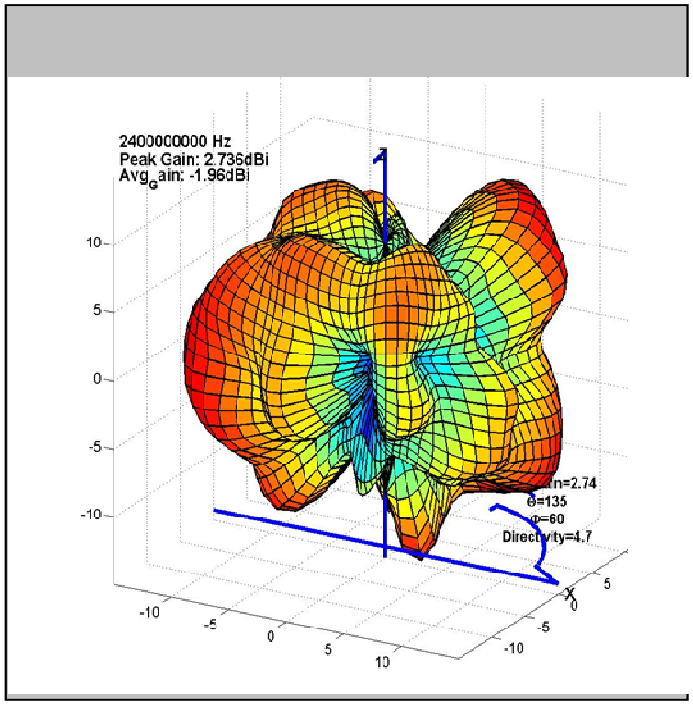
2400000000 Hz
Peak Gain: 2.736dBi
Avg Gain: -1.96dBi
θ=135
φ=60
Directivity=4.7

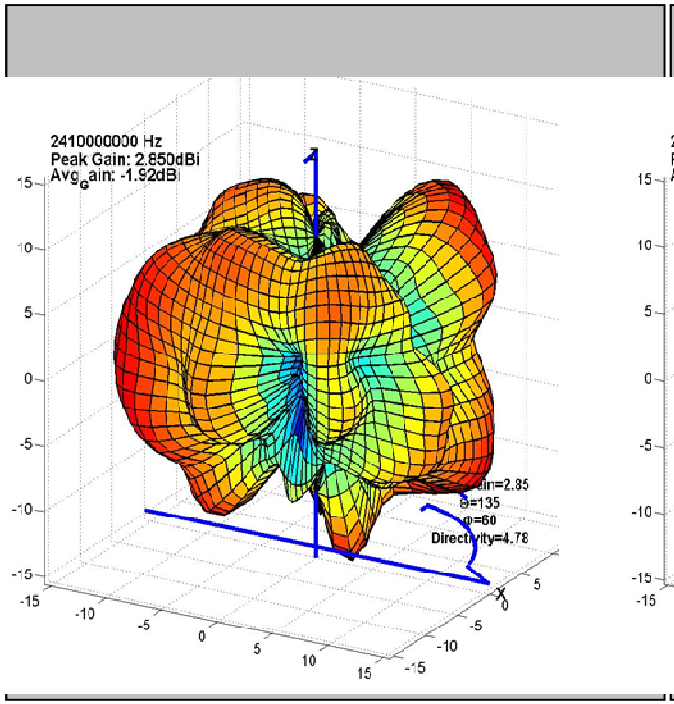
2410000000 Hz
Peak Gain: 2.850dBi
Avg Gain: -1.92dBi
θ=135
φ=60
Directivity=4.78

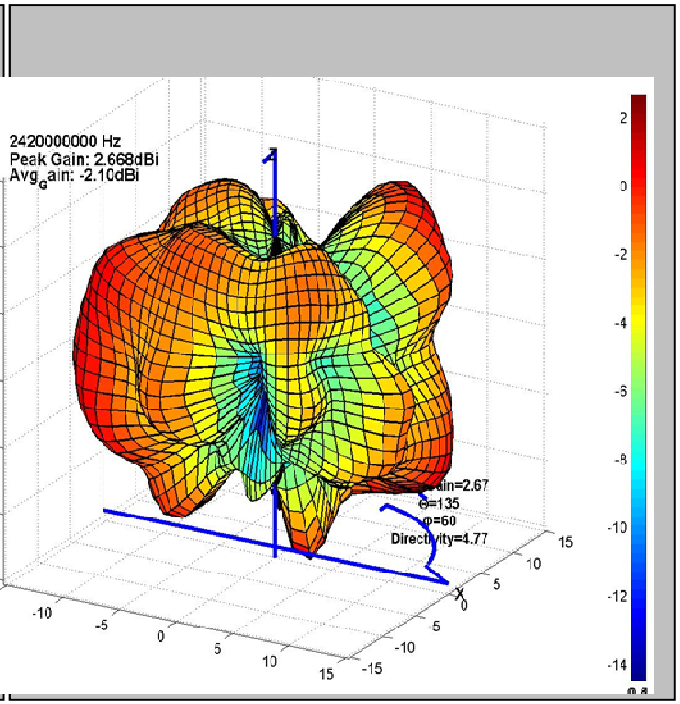
2420000000 Hz
Peak Gain: 2.668dBi
Avg Gain: -2.10dBi
θ=135
φ=60
Directivity=4.77

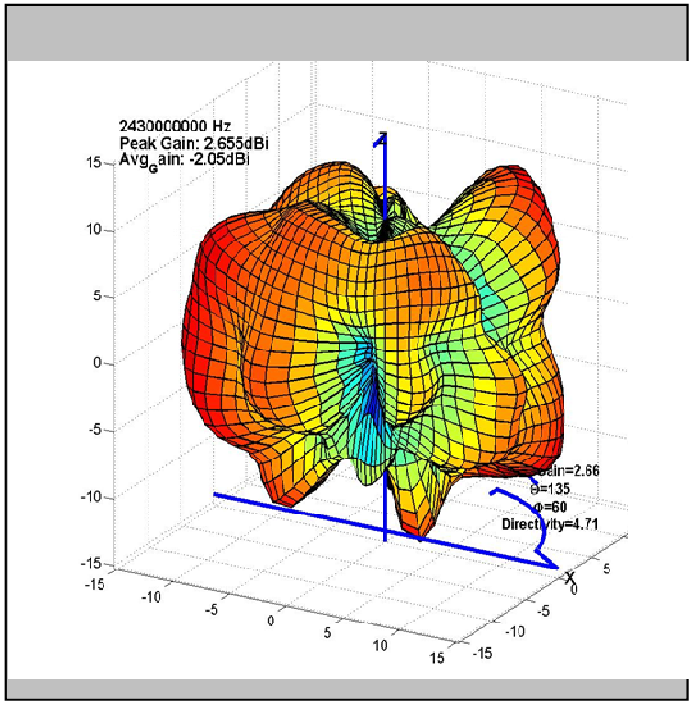
2430000000 Hz
Peak Gain: 2.655dBi
Avg Gain: -2.05dBi
θ=135
φ=60
Directivity=4.71

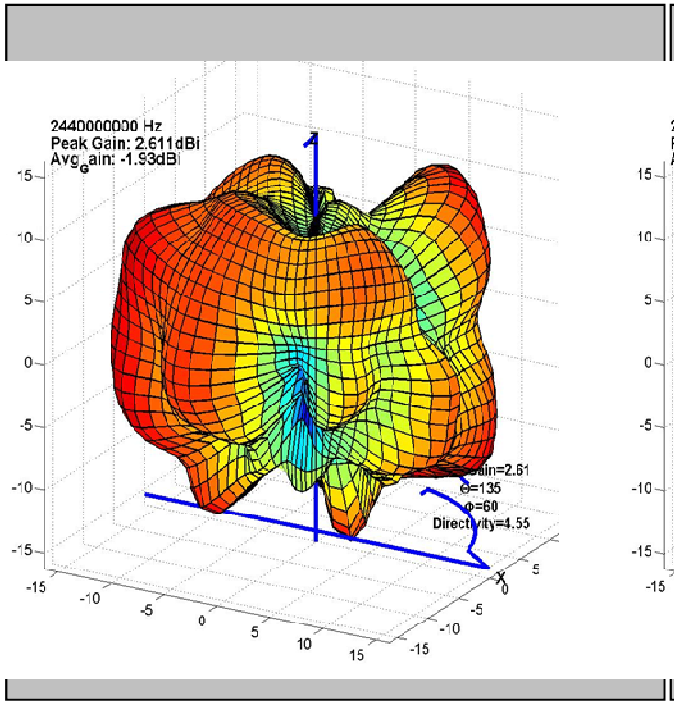
2440000000 Hz
Peak Gain: 2.611dBi
Avg Gain: -1.93dBi
θ=135
φ=60
Directivity=4.55

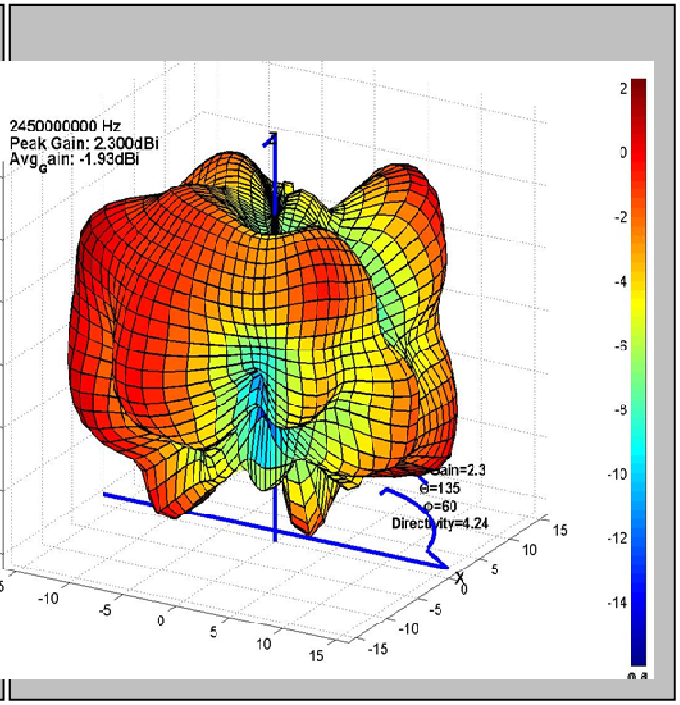
2450000000 Hz
Peak Gain: 2.300dBi
Avg Gain: -1.93dBi
θ=135
φ=60
Directivity=4.24

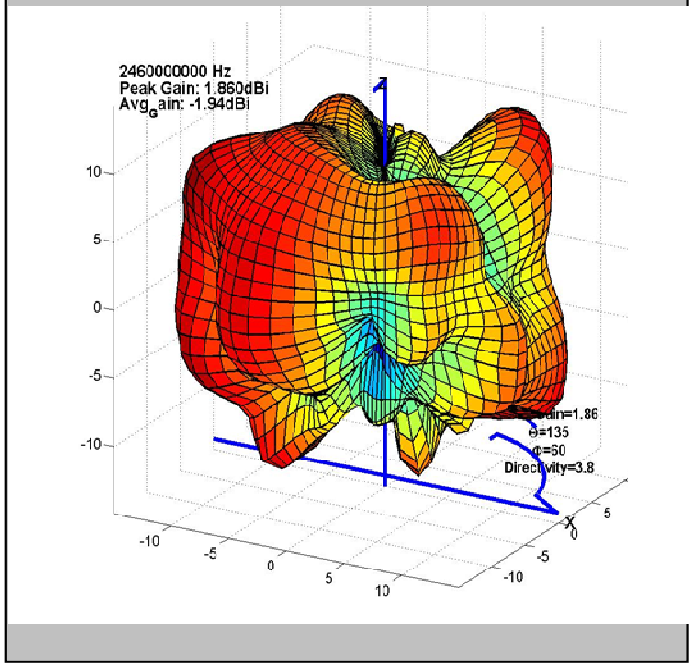
2460000000 Hz
Peak Gain: 1.860dBi
Avg Gain: -1.94dBi
Θ=135
Φ=50
Directivity=3.8

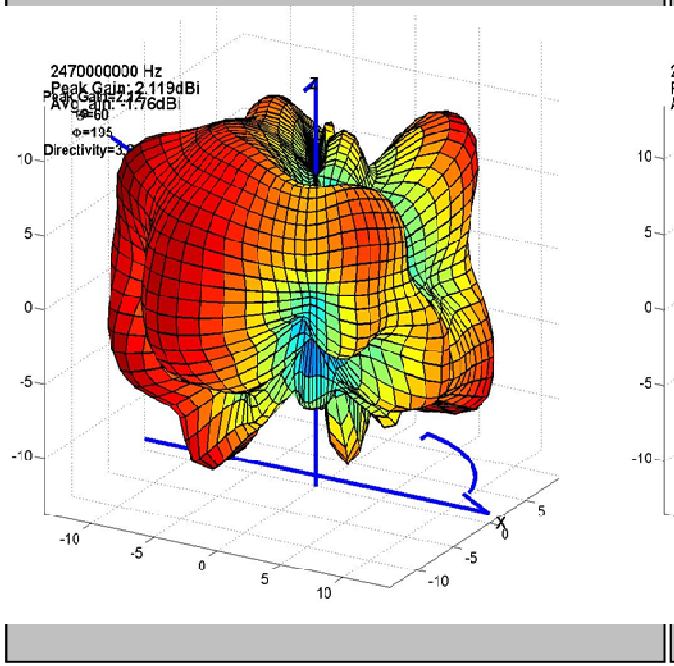
2470000000 Hz
Peak Gain: 2.119dBi
Θ=60

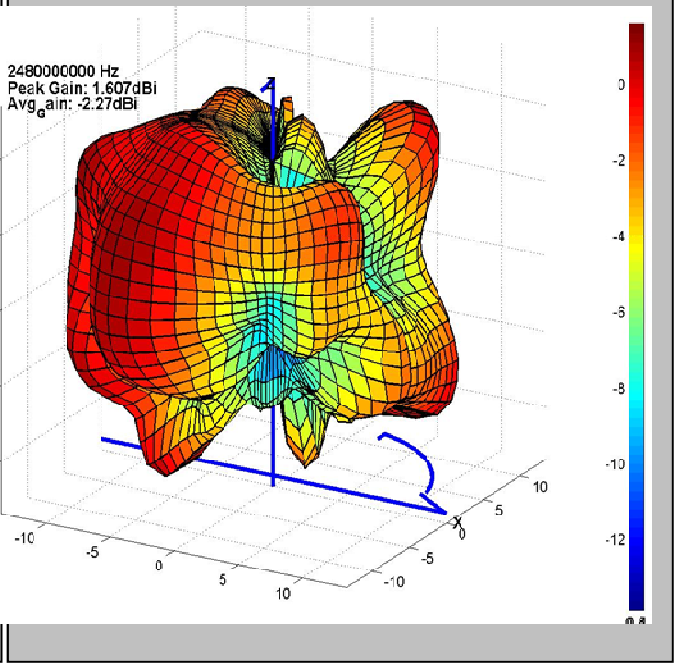
2480000000 Hz
Peak Gain: 1.607dBi
Avg Gain: -2.27dBi

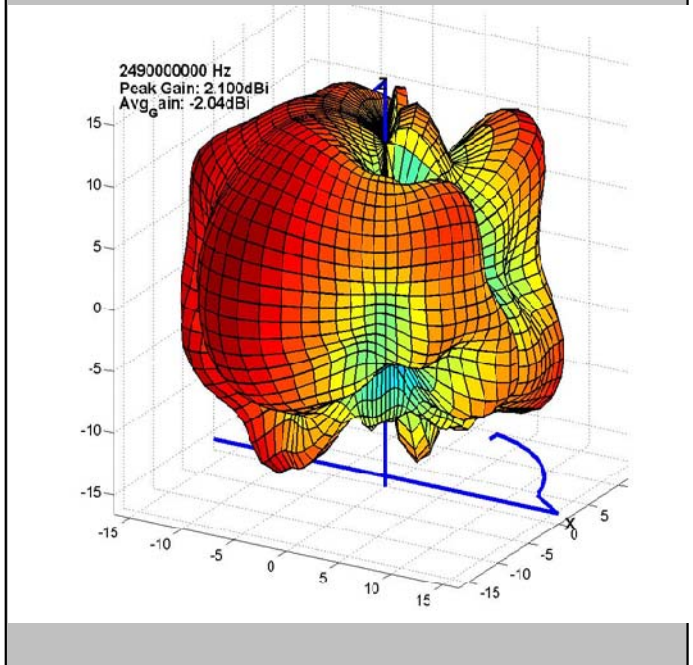
2490000000 Hz
Peak Gain: 2.100dBi
Avg Gain: -2.04dBi

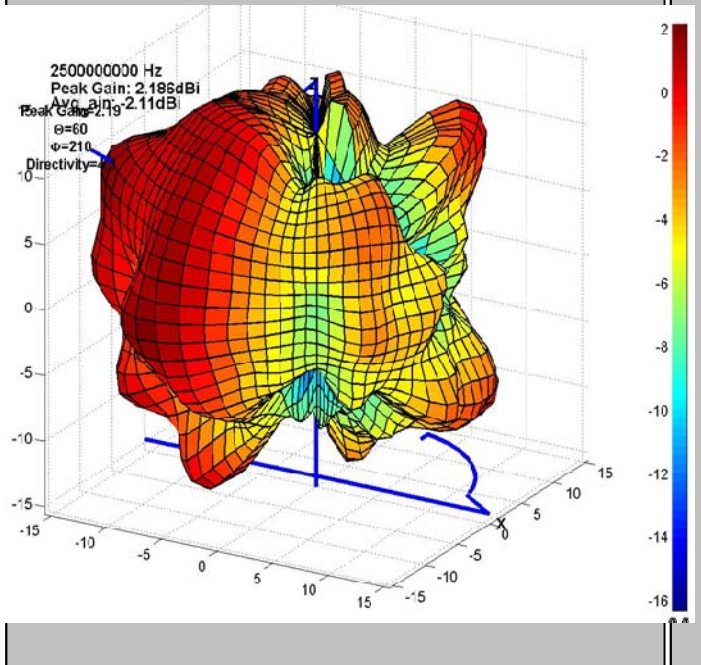
2500000000 Hz
Peak Gain: 2.186dBi
Avg Gain: -2.11dBi
Θ=60
Φ=210