Antenna Pattern & Gain Report

Manufacturer	Company Name
Model Name	Filename
Tester Name	Airlink
Test Date	2022-01-19 오후 5:44:54
IF BW	100 Hz
Port Power	0.00 dBm
Meas Step	15 `

Photo

Frequency	Efficiency	Average Gain			Max Gain			Max Position	Directivity
		Ver	Hor	Total	Ver	Hor	Total		
2,400,000,000 Hz	63.3 %	-4.2 dBi	-6.0 dBi	-2.0 dBi	1.8 dBi	2.2 dBi	3.4 dBi	Theta45/Pie330	5.39 dB
2,410,000,000 Hz	66.0 %	-4.1 dBi	-5.7 dBi	-1.8 dBi	2.0 dBi	2.5 dBi	3.7 dBi	Theta45/Pie330	5.47 dB
2,420,000,000 Hz	66.9 %	-4.0 dBi	-5.6 dBi	-1.7 dBi	2.0 dBi	2.6 dBi	3.8 dBi	Theta45/Pie330	5.54 dB
2,430,000,000 Hz	68.1 %	-4.0 dBi	-5.5 dBi	-1.7 dBi	2.0 dBi	2.7 dBi	3.9 dBi	Theta45/Pie330	5.56 dB
2,440,000,000 Hz	68.0 %	-4.1 dBi	-5.4 dBi	-1.7 dBi	1.9 dBi	2.6 dBi	3.9 dBi	Theta45/Pie330	5.62 dB
2,450,000,000 Hz	67.3 %	-4.1 dBi	-5.4 dBi	-1.7 dBi	1.7 dBi	2.5 dBi	3.9 dBi	Theta45/Pie330	5.67 dB
2,460,000,000 Hz	65.3 %	-4.3 dBi	-5.6 dBi	-1.9 dBi	1.5 dBi	2.1 dBi	3.8 dBi	Theta45/Pie330	5.69 dB
2,470,000,000 Hz	65.4 %	-4.2 dBi	-5.6 dBi	-1.8 dBi	1.5 dBi	1.9 dBi	3.8 dBi	Theta45/Pie330	5.62 dB
2,480,000,000 Hz	66.1 %	-4.2 dBi	-5.6 dBi	-1.8 dBi	1.5 dBi	1.8 dBi	3.6 dBi	Theta45/Pie330	5.43 dB
2,490,000,000 Hz	63.5 %	-4.3 dBi	-5.8 dBi	-2.0 dBi	1.7 dBi	1.4 dBi	3.2 dBi	Theta45/Pie330	5.17 dB
2,500,000,000 Hz	60.1 %	-4.5 dBi	-6.2 dBi	-2.2 dBi	1.8 dBi	0.9 dBi	2.4 dBi	Theta45/Pie345	4.61 dB

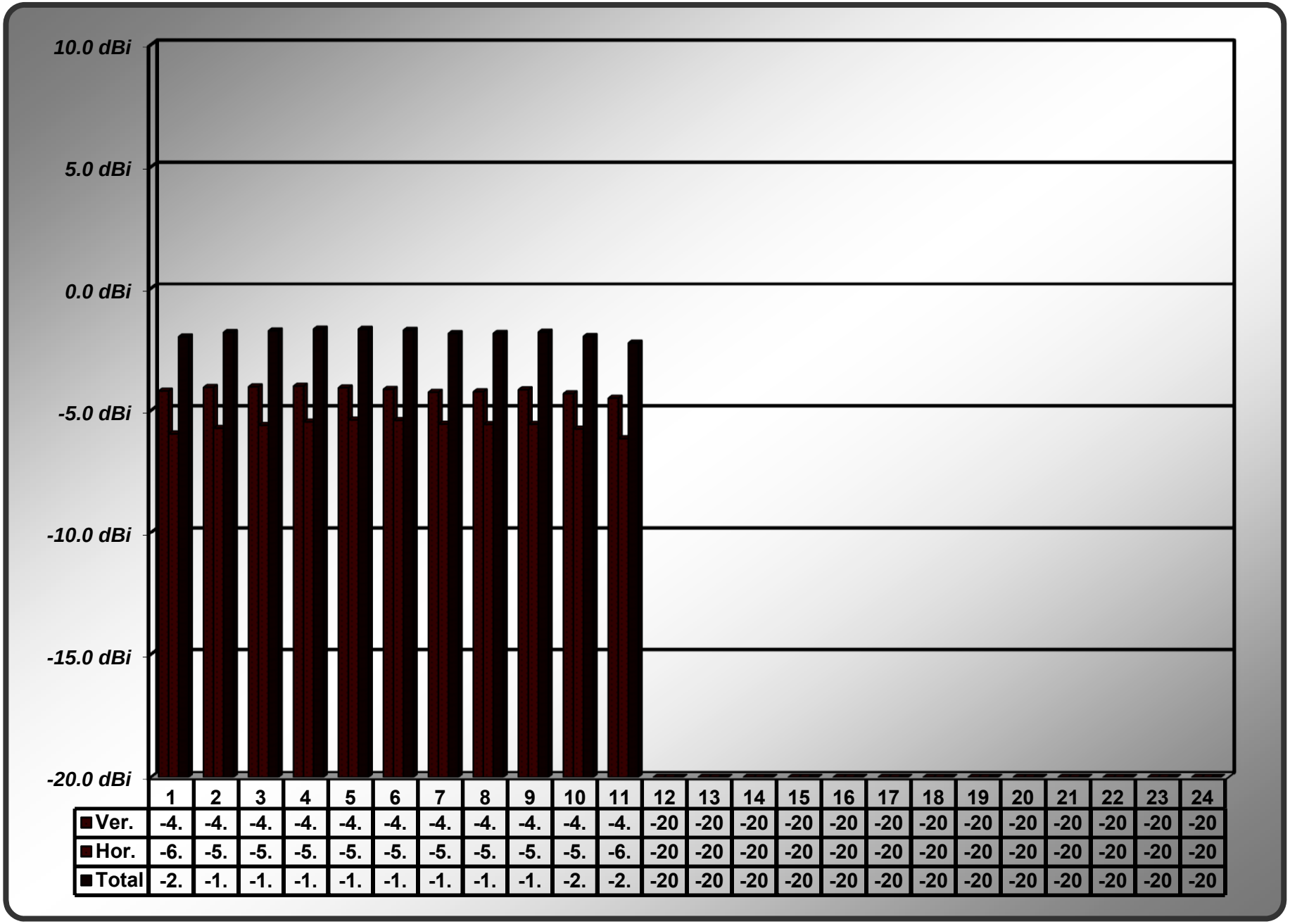

	1	2	3	4	5	6	7	8	9	10	11	12	13	14	15	16	17	18	19	20	21	22	23	24
Ver.	-4.	-4.	-4.	-4.	-4.	-4.	-4.	-4.	-4.	-4.	-4.	-20	-20	-20	-20	-20	-20	-20	-20	-20	-20	-20	-20	-20
Hor.	-6.	-5.	-5.	-5.	-5.	-5.	-5.	-5.	-5.	-5.	-6.	-20	-20	-20	-20	-20	-20	-20	-20	-20	-20	-20	-20	-20
Total	-2.	-1.	-1.	-1.	-1.	-1.	-1.	-1.	-1.	-2.	-2.	-20	-20	-20	-20	-20	-20	-20	-20	-20	-20	-20	-20	-20

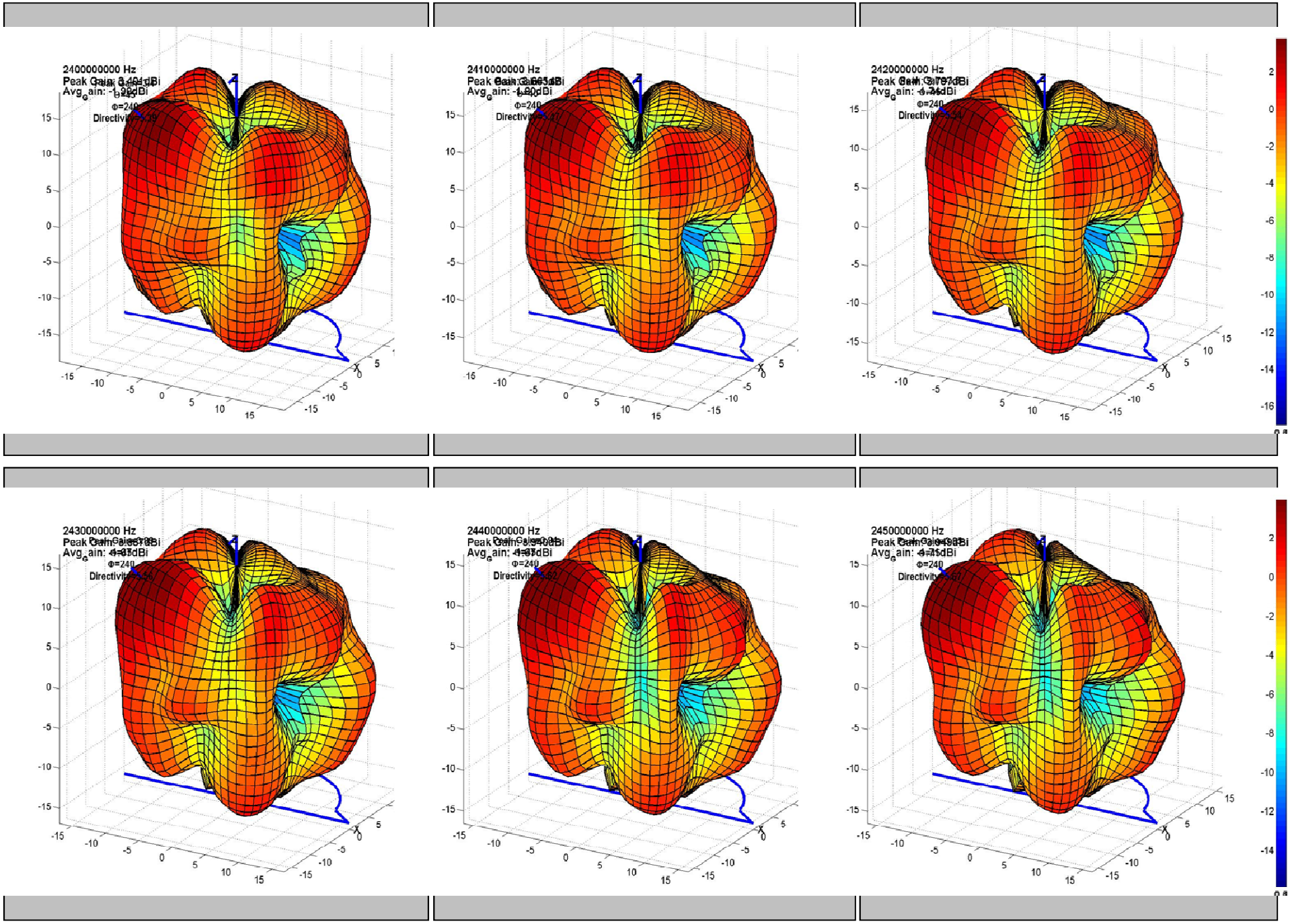
2400000000 Hz
2410000000 Hz
2420000000 Hz
2430000000 Hz
2440000000 Hz
2450000000 Hz
Φ=240

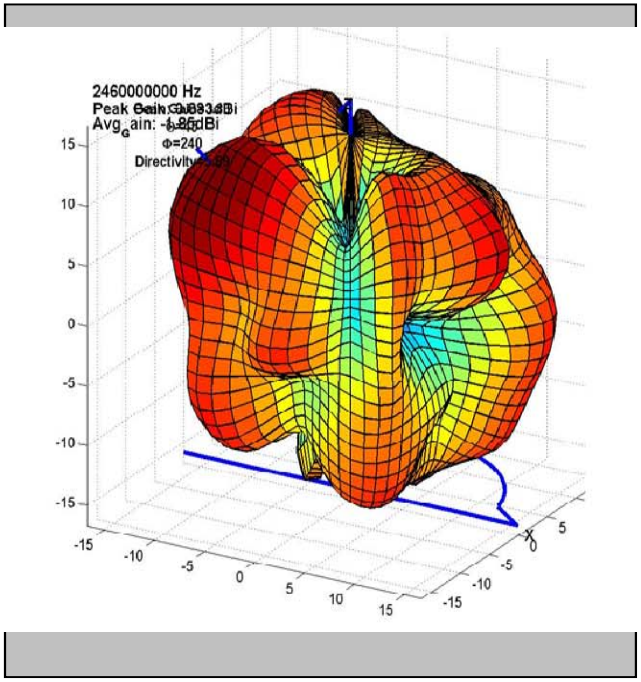
2460000000 Hz
Φ=240

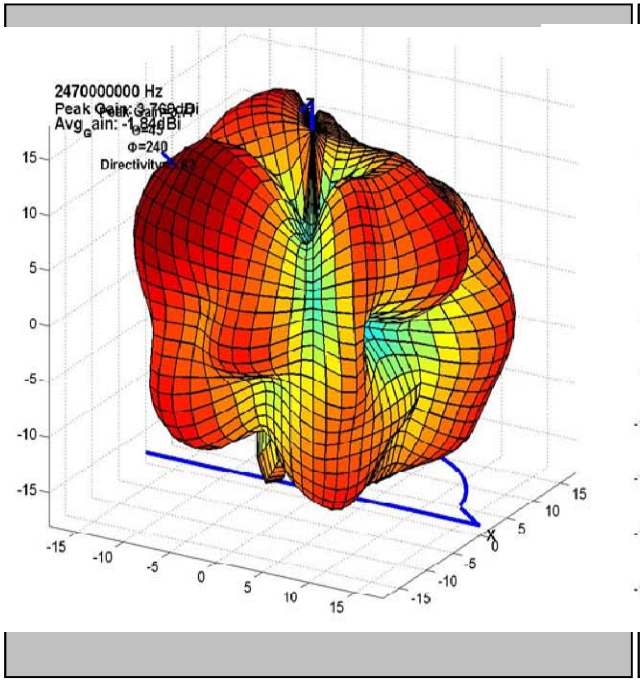
2470000000 Hz
Φ=240

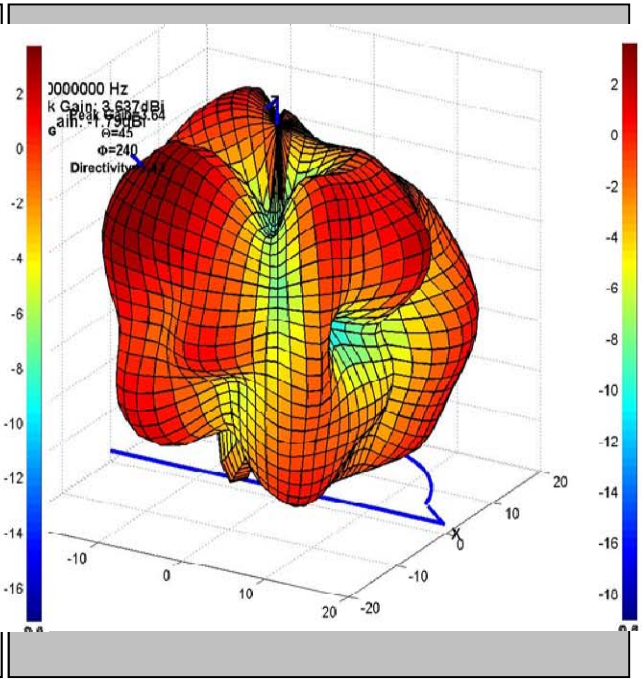
Φ=240

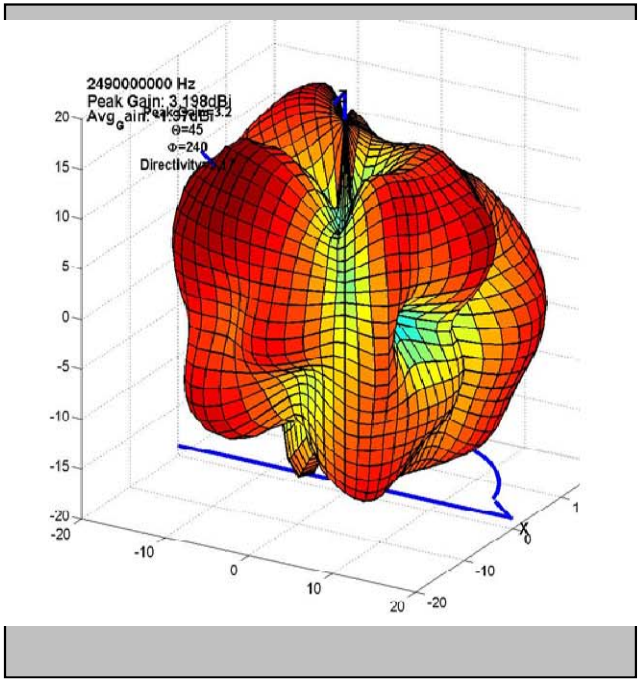
2490000000 Hz
Θ=45
Φ=240

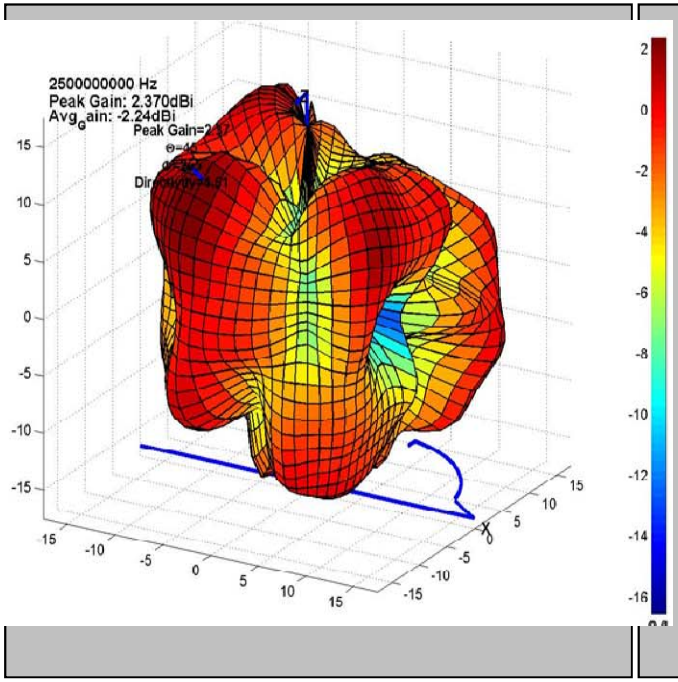
2500000000 Hz
Peak Gain: 2.370dBi
Avg Gain: -2.24dBi