



## APPENDIX A. SETUP PHOTOGRAPHS

See following Attached Pages for setup photographs.

<b>PCTEST™ HAC REPORT</b>		<b>FCC MEASUREMENT REPORT</b>		<b>Reviewed by:</b> Quality Manager
<b>HAC Filename:</b> HAC.0510140717.O6Y	<b>Test Dates:</b> Oct 17 - 31, 2005	<b>EUT Type:</b> Tri-Mode CDMA Phone	<b>FCC ID:</b> O6YUTS-C3000	Page 68 of 69




Figure 30






Figure 31

<b>PCTEST™ HAC REPORT</b>		<b>FCC MEASUREMENT REPORT</b>		<b>Reviewed by:</b> Quality Manager
<b>HAC Filename:</b> HAC.0510140717.06Y	<b>Test Dates:</b> Oct 17 - 31, 2005	<b>EUT Type:</b> Tri-Mode CDMA Phone	<b>FCC ID:</b> O6YUTS-C3000	Page 69 of 69