

## 13. TEST SETUP PHOTOGRAPHS



Figure 13-1 Test Setup for Wireless Device






Figure 13-2 Test Setup for Wireless Device

PCTEST™ HAC REPORT		CERTIFICATE OF COMPLIANCE			Reviewed by: Quality Manager
HAC Filename: HAC.0603140174.O6Y	Test Dates: March 22 -23, 2006	EUT Type: Tri-Mode Dual-Band Phone	FCC ID: O6Y-CDM7075A	Page 33 of 34	

## T-Coil Scan Overlay Magnetic Field Distributions





Axial



Radial H (Transverse)



Radial V (Longitudinal)

<b>PCTEST™ HAC REPORT</b>		<b>CERTIFICATE OF COPMLIANCE</b>		<b>Reviewed by:</b> Quality Manager
<b>HAC Filename:</b> HAC.0603140174.O6Y	<b>Test Dates:</b> March 22 -23, 2006	<b>EUT Type:</b> Tri-Mode Dual-Band Phone	<b>FCC ID:</b> O6Y-CDM7075A	Page 34 of 34