



13. TEST SETUP PHOTOGRAPHS




Figure 13-1
Test Setup for Wireless Device



Figure 13-2
Test Setup for Wireless Device

FCC ID: O6Y-CDM7026		HAC (T-COIL) TEST REPORT		Reviewed by: Quality Manager
Filename: 0705110421.O6Y	Test Dates: May 14 - 15, 2007	EUT Type: Cellular/PCS CDMA Phone		Page 34 of 35





Axial

Radial H (Transverse)

Radial V (Longitudinal)

Figure 13-3
T-Coil Scan Overlay Magnetic Field Distributions

Note: Final measurement locations are indicated by a cursor on the contour plots.

FCC ID: O6Y-CDM7026		HAC (T-COIL) TEST REPORT		Reviewed by: Quality Manager
Filename: 0705110421.O6Y	Test Dates: May 14 - 15, 2007	EUT Type: Cellular/PCS CDMA Phone		Page 35 of 35