

17. TEST PHOTOGRAPHS

See following Attached Pages for setup photographs.



FCC ID: O6Y-CDM7026		HAC (RF EMISSIONS) TEST REPORT		Reviewed by: Quality Manager
HAC Filename: 0705110420.O6Y	Test Dates: May 14 - 16, 2007	EUT Type: Cellular/PCS CDMA Phone		Page 68 of 70



Figure 17-1
Ear Reference Point HAC Phantom Alignment






Figure 17-2
HAC Phantom Plane Alignment

FCC ID: O6Y-CDM7026		HAC (RF EMISSIONS) TEST REPORT		Reviewed by: Quality Manager
HAC Filename: 0705110420.O6Y	Test Dates: May 14 - 16, 2007	EUT Type: Cellular/PCS CDMA Phone		Page 69 of 70

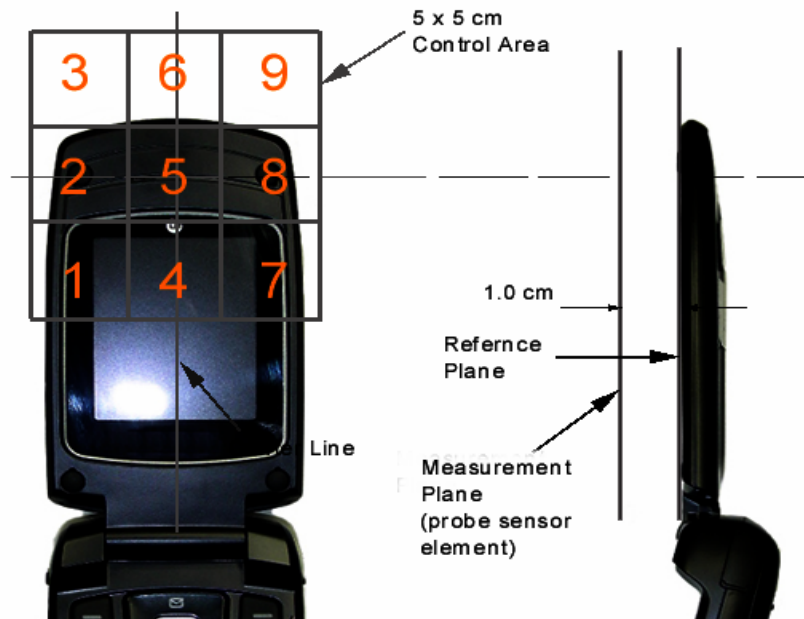


Figure 17-3
5x5 Scan grid above WD



Figure 17-4
E-Field WD Scan overlay



Figure 17-5
H-Field WD Scan overlay

FCC ID: O6Y-CDM7026	PCTEST Engineering Laboratory, Inc.	HAC (RF EMISSIONS) TEST REPORT	UTSTARCOM	Reviewed by: Quality Manager
HAC Filename: 0705110420.O6Y	Test Dates: May 14 - 16, 2007	EUT Type: Cellular/PCS CDMA Phone		Page 70 of 70