

### Test Setup Photographs for the VEGAPULS 6X

1. Radiated Emissions
  - 1.1 Configuration 1: LPR Radiated Spurious Emissions <30 MHz




Photo 1




Photo 2

1.2 Configuration 2: LPR Radiated Spurious Emissions 30 MHz to 1 GHz




Photo 1




Photo 2

1.3 Configuration 3: LPR Radiated Spurious Emissions >1 GHz




Photo 1




Photo 2

1.4 Configuration 4: TLPR Radiated Spurious Emissions <30 MHz




Photo 1




Photo 2

1.5 Configuration 5: TLPR Radiated Spurious Emissions 30 MHz to 1 GHz




Photo 1




Photo 2

1.6 Configuration 6: TLPR Radiated Spurious Emissions >1 GHz




Photo 1




Photo 2

2 AC Conducted Emissions  
2.1 Configuration 1: TLPR




Photo 1



Photo 2