
VEGAPULS 6X
FCC: O6QPS6XW
IC: 3892A-PS6XW

VEGAPULS 6X External Photos

Table of Contents

1	Housings	3
1.1	Overview of all housings.....	3
1.2	Worst-case housing for test.....	4
1.3	Other housings	5
2	Antennas	11
2.1	Plastic Horn Antenna.....	11
2.2	Flange with encapsulated antenna system.....	13
2.3	Flange with lens antenna.....	15
2.4	Thread with integrated horn antenna.....	16
2.5	Horn antenna.....	17
2.6	Horn antenna for high temperatures.....	17
2.7	Hygienic antenna.....	18
2.8	PVDF threaded antenna.....	18
3	Sensors	19
3.1	VEGAPULS 6X with plastic horn antenna and plastic single chamber.....	19
3.1.1	Detailed photos of plastic horn antenna with plastic single chamber	19
3.2	VEGAPULS 6X with plastic horn antenna and plastic double chamber	22
3.3	VEGPULS 6X with flange with lens antenna and plastic single chamber	23
3.4	VEGPULS 6X with flange with lens antenna and plastic double chamber.....	23
3.5	VEGAPULS 6X with thread with integrated horn antenna and plastic single chamber.....	24
3.6	VEGAPULS 6X with thread with integrated horn antenna and plastic double chamber.....	24
3.7	VEGAPULS 6X with flange with encapsulated antenna system and plastic single chamber.....	25
3.8	VEGAPULS 6X with flange with encapsulated antenna system and plastic double chamber.....	25
3.9	VEGAPULS 6X with other antenna options.....	26

1 Housings

1.1 Overview of all housings

Plastic single chamber	Plastic double chamber	Aluminium single chamber	Aluminium double chamber	Stainless steel single chamber	Stainless steel double chamber	Stainless steel single chamber electropolished
						

1.2 Worst-case housing for test

Plastic single chamber

Left:



Right:



Top:



Bottom:



Front:



Back:



1.3 Other housings

Plastic double chamber

Left:



Right:



Top:



Bottom:



Front:



Back:



Aluminium single chamber

Left:



Right:



Top:



Bottom:



Front:



Back:



Aluminium double chamber

Left:



Right:



Top:



Bottom:



Front:



Back:



Stainless steel single chamber

Left:



Right:



Top:



Bottom:



Front:



Back:



Stainless steel double chamber

Left:



Right:



Top:



Bottom:



Front:



Back:



Stainless steel single chamber (electropolished)

Left:



Right:



Top:



Bottom:



Front:




Back:





2 Antennas

2.1 Plastic Horn Antenna








2.2 Flange with encapsulated antenna system



2.3 Flange with lens antenna



2.4 Thread with integrated horn antenna



2.5 Horn antenna



2.6 Horn antenna for high temperatures



2.7 Hygienic antenna



2.8 PVDF threaded antenna



3 Sensors

In the following chapters, the modular system between the housing and the antenna is presented as an example. For the enclosures, the plastic variants were chosen as illustrative models.


3.1 VEGAPULS 6X with plastic horn antenna and plastic single chamber



3.1.1 Detailed photos of plastic horn antenna with plastic single chamber









3.2 VEGAPULS 6X with plastic horn antenna and plastic double chamber





3.3 VEGPULS 6X with flange with lens antenna and plastic single chamber



3.4 VEGPULS 6X with flange with lens antenna and plastic double chamber



3.5 VEGAPULS 6X with thread with integrated horn antenna and plastic single chamber**3.6 VEGAPULS 6X with thread with integrated horn antenna and plastic double chamber**

3.7 VEGAPULS 6X with flange with encapsulated antenna system and plastic single chamber**3.8 VEGAPULS 6X with flange with encapsulated antenna system and plastic double chamber**

3.9 VEGAPULS 6X with other antenna options

All combinations of antennas and enclosures are similar to those specified above since always the same enclosures are used. It is a modular system where we can combine all enclosure versions with all antenna options in our factory.