

Photo Report on BPP2

Report Reference: MDE_VEGA_1701_FCC_Photo_Setups

Test Laboratory:

7layers GmbH
Borsigstrasse 11
40880 Ratingen
Germany



Note:

The following test results relate only to the devices specified in this document. This report shall not be reproduced in parts without the written approval of the test laboratory.

7layers GmbH
Borsigstraße 11
40880 Ratingen, Germany
T +49 (0) 2102 749 0
F +49 (0) 2102 749 350

Geschäftsführer/
Managing Directors:
Frank Spiller
Bernhard Retka
Alexandre Norré-Oudard

Registergericht/registered:
Düsseldorf HRB 75554
USt-Id.-Nr./VAT-No. DE203159652
Steuer-Nr./TAX-No. 147/5869/0385

a Bureau Veritas
Group Company
www.7layers.com




Photo 1: Test setup for radiated measurements (stand alone , semi-anechoic chamber 30 MHz – 1 GHz; unintentional radiator §15.109, ANSI C63.4)




Photo 2: Test setup for radiated measurements (stand alone setup, semi-anechoic chamber above 1 GHz ; unintentional radiator §15.109, ANSI C63.4)




Photo 3: Test setup for radiated measurements (stand alone setup, 9 kHz - 30 MHz; FCC 15c247)




Photo 4: Test setup for radiated measurements (30 MHz - 1 GHz;
FCC 15c247)



Photo 5: Test setup for radiated measurements (1 GHz – 24 GHz; FCC 15c247)




Photo 6: Test setup for radiated measurements, detailed view (, 1 GHz – 24 GHz; FCC 15c247)