
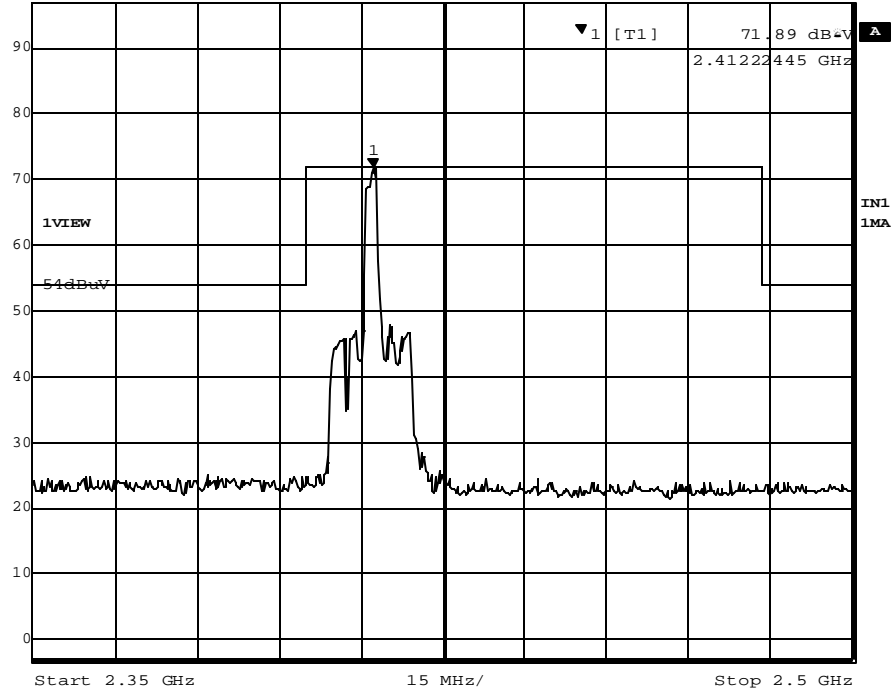



Band Edge Data for 2400MHz

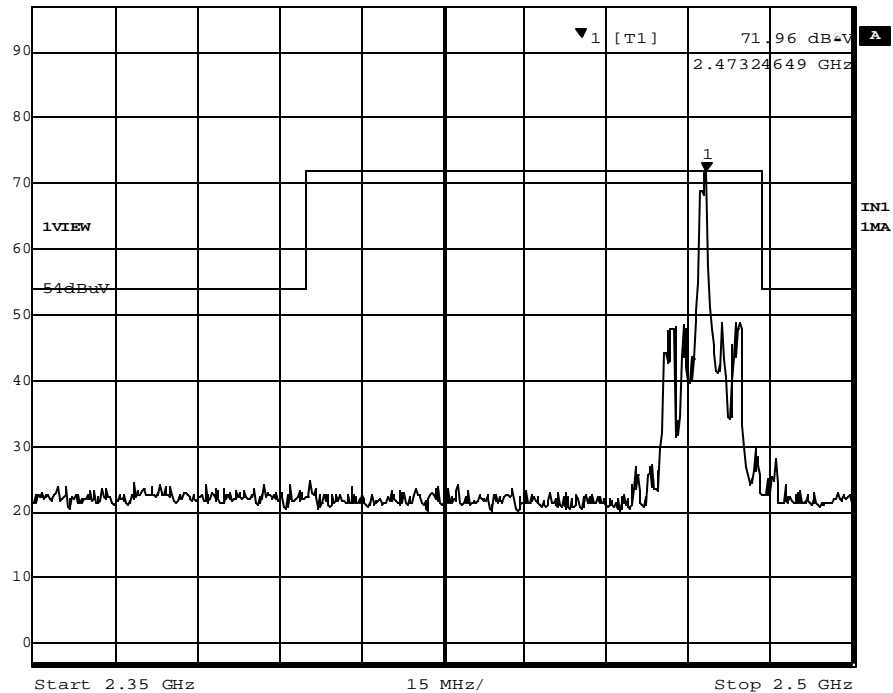
	Marker 1 [T1]	RBW 100 kHz	RF Att 0 dB
Ref Lvl	71.89 dB μ V	VBW 1 MHz	
97 dB μ V	2.41222445 GHz	SWT 500 ms	Unit dB μ V



Date: 9.MAR.2001 07:14:46

Band Edge Data for 2483.5MHz

	Marker 1 [T1]	RBW 100 kHz	RF Att 0 dB
Ref Lvl	71.96 dB μ V	VBW 1 MHz	
97 dB μ V	2.47324649 GHz	SWT 500 ms	Unit dB μ V



Date: 9.MAR.2001 07:28:19