

1. TEST SETUP PHOTOGRAPHS

1.1. Photo of Radiated Emission Measurement




Fig.1




Fig.2




Fig.3



Fig.4

1.2.Photo of Conducted Emission Measurement




Fig.5



Fig.6