



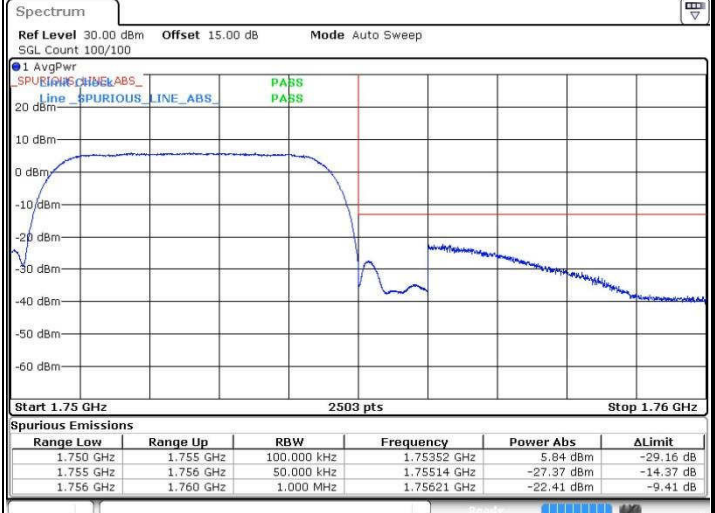
WCDMA Band IV (RMC 12.2Kbps)

Lowest Band Edge

Highest Band Edge



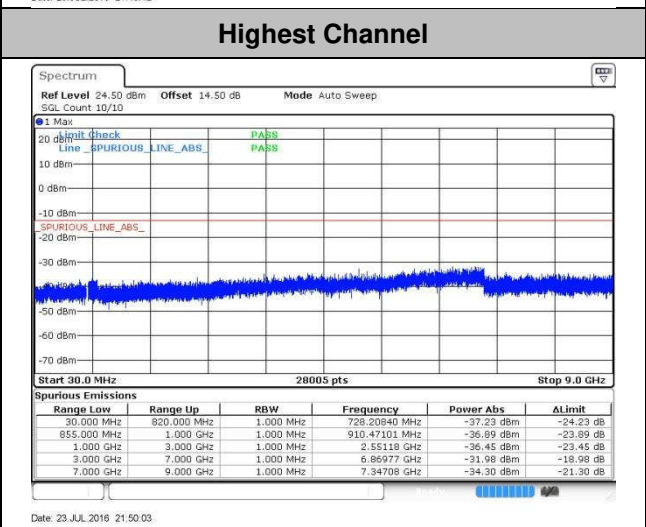
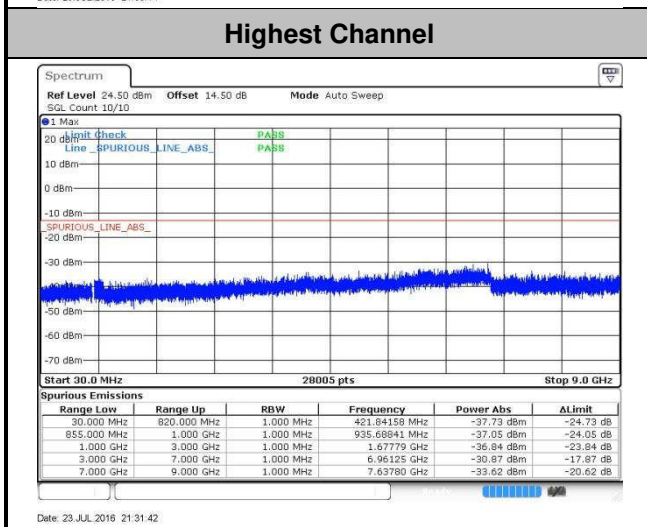
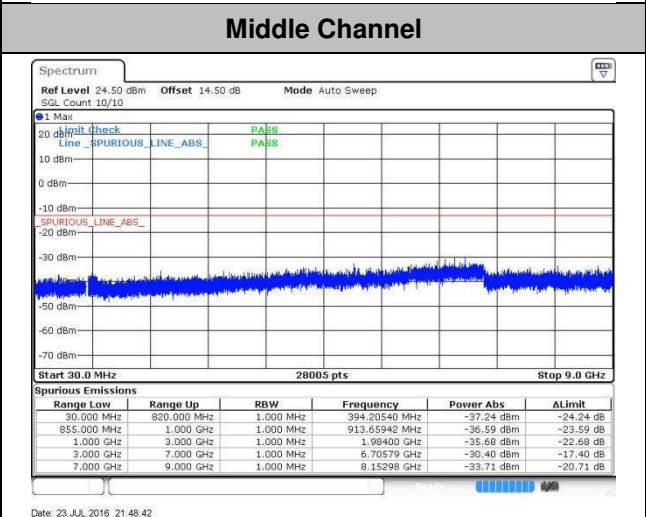
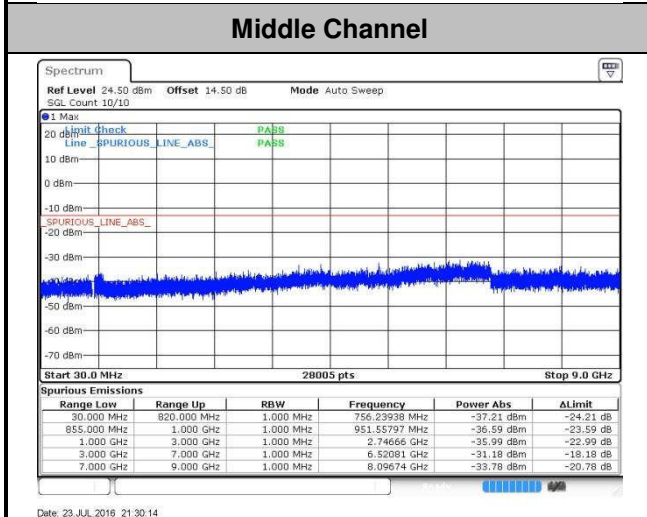
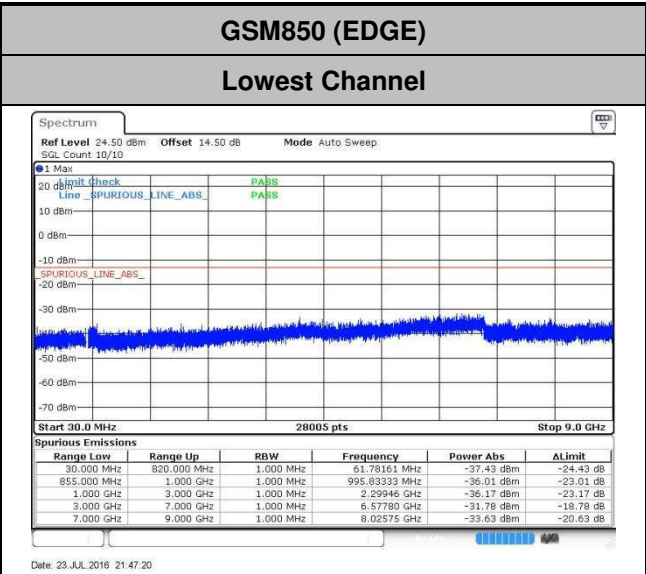
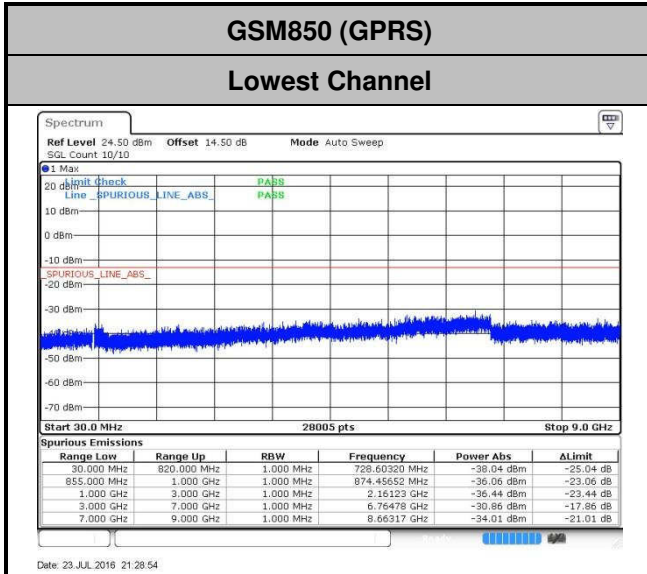
Date: 23 JUL 2016 22:56:59



Date: 23 JUL 2016 22:59:54



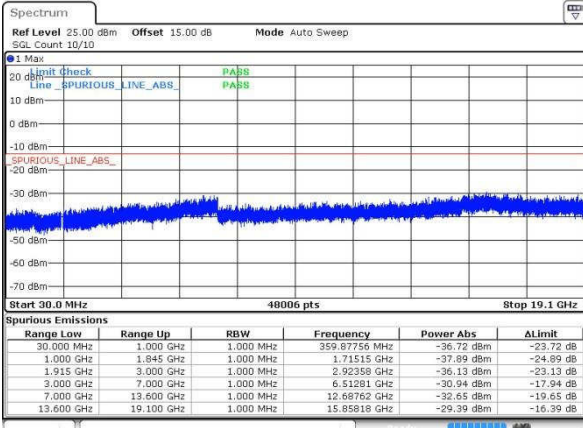
Conducted Spurious Emission





GSM1900 (GPRS)

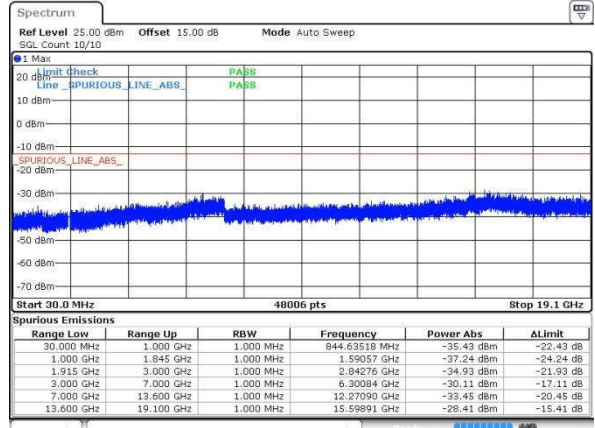
Lowest Channel



Date: 23 JUL 2016 22:05:55

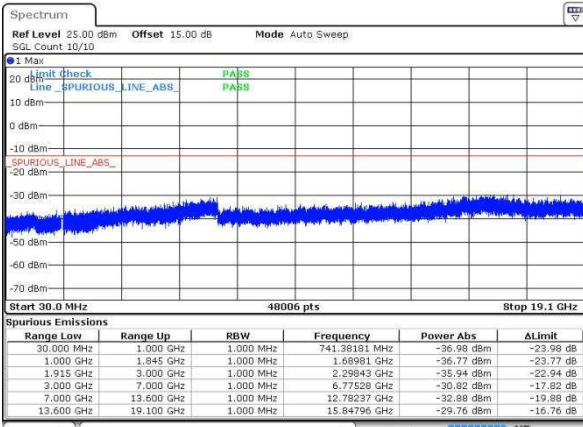
GSM1900 (EDGE)

Lowest Channel



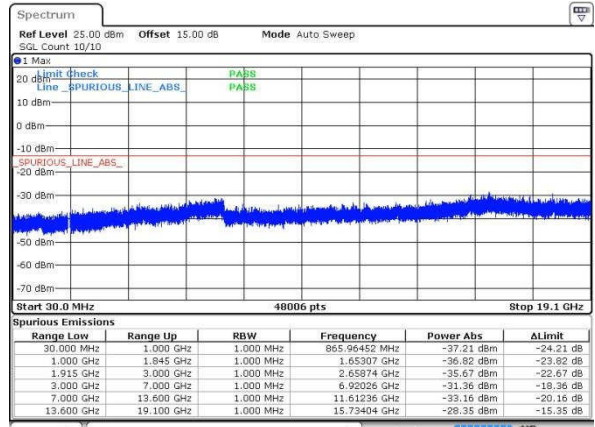
Date: 23 JUL 2016 22:23:53

Middle Channel



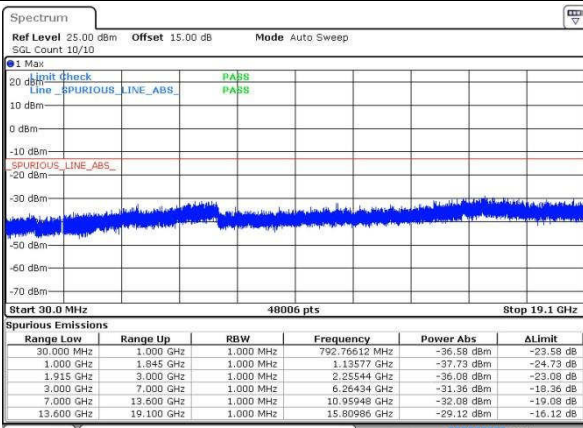
Date: 23 JUL 2016 22:07:25

Middle Channel



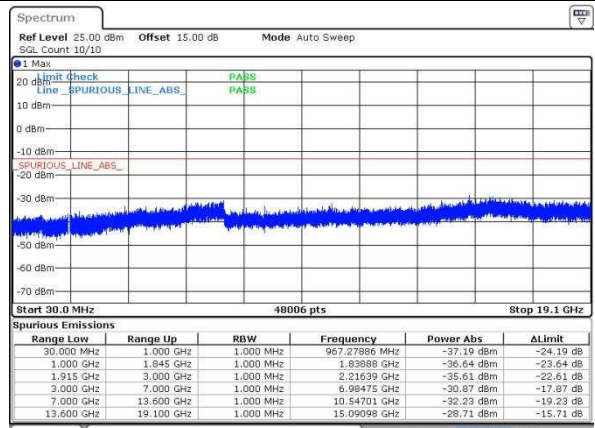
Date: 23 JUL 2016 22:25:19

Highest Channel



Date: 23 JUL 2016 22:08:52

Highest Channel

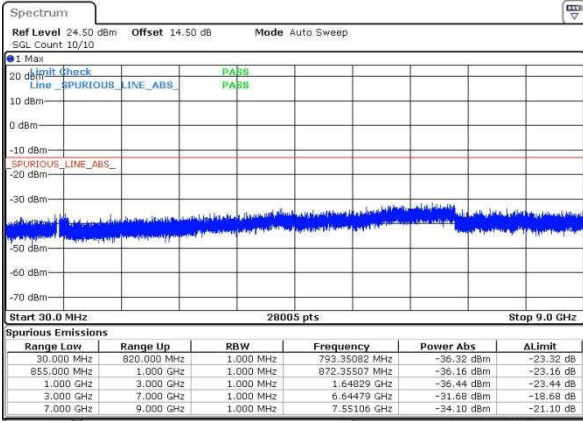


Date: 23 JUL 2016 22:26:54



WCDMA Band V (RMC 12.2Kbps)

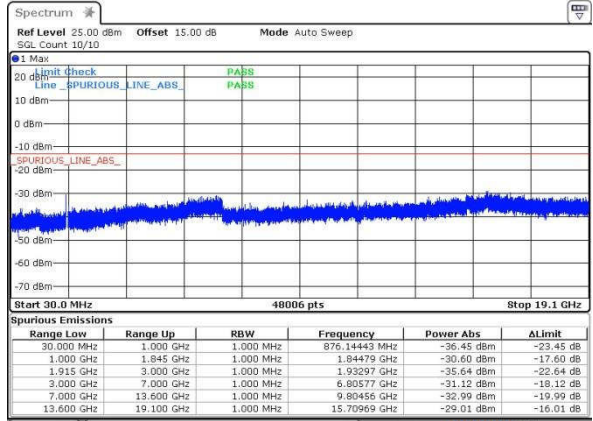
Lowest Channel



Date: 23.JUL.2016 23:21:54

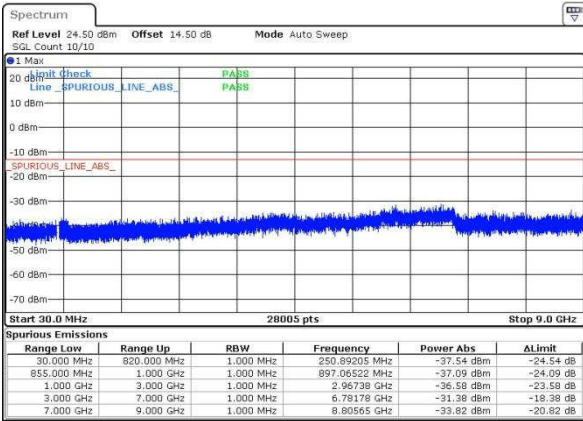
WCDMA Band II (RMC 12.2Kbps)

Lowest Channel



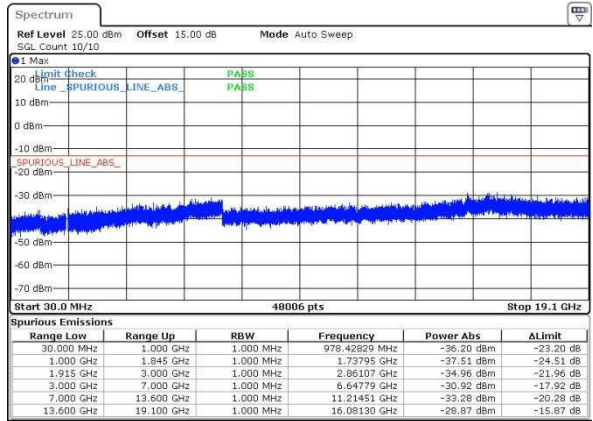
Date: 23.JUL.2016 22:43:26

Middle Channel



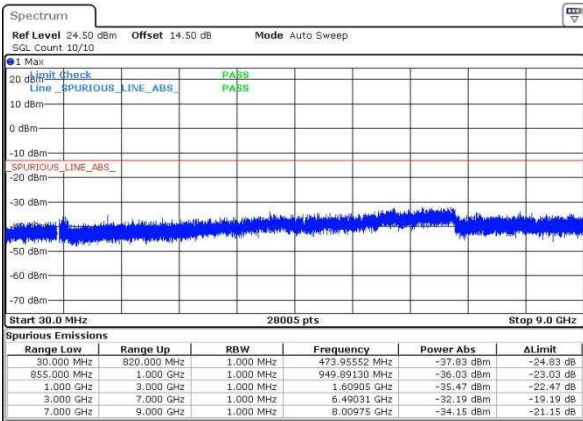
Date: 23.JUL.2016 23:23:10

Middle Channel



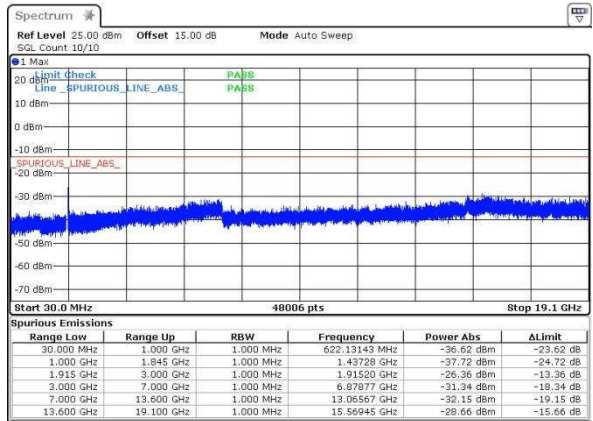
Date: 23.JUL.2016 22:44:45

Highest Channel



Date: 23.JUL.2016 23:24:33

Highest Channel

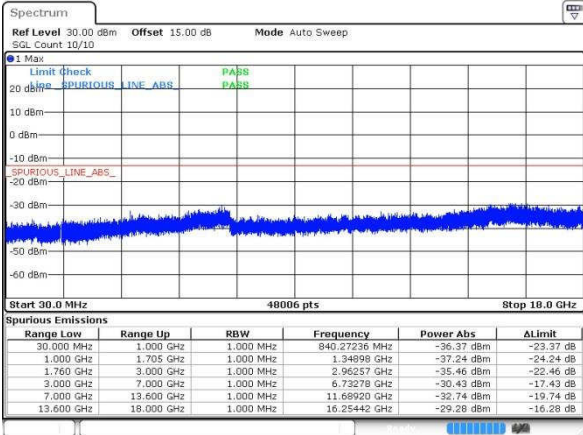


Date: 23.JUL.2016 22:46:03

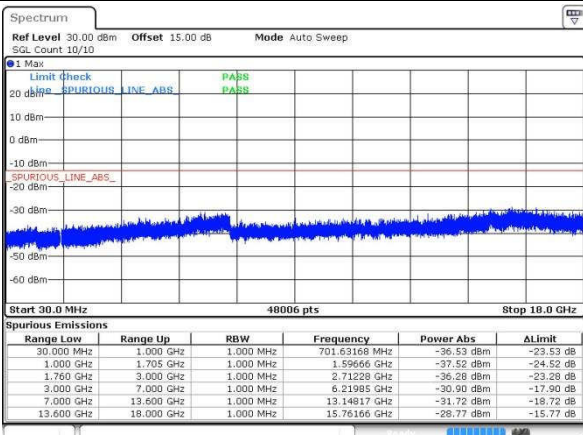


WCDMA Band IV (RMC 12.2Kbps)

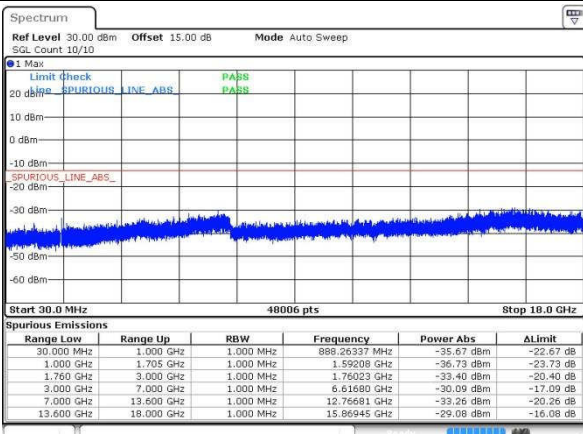
Lowest Channel



Middle Channel



Highest Channel





Frequency Stability

Test Conditions	Middle Channel	GSM850 (GPRS)	GSM850 (EDGE)	Limit 2.5ppm
Temperature (°C)	Voltage (Volt)	Deviation (ppm)		Result
50	Normal Voltage	0.0574	0.0036	PASS
40	Normal Voltage	0.0538	0.0155	
30	Normal Voltage	0.0036	0.0084	
20(Ref.)	Normal Voltage	0.0000	0.0000	
10	Normal Voltage	0.0048	0.0012	
0	Normal Voltage	0.0012	0.0143	
-10	Normal Voltage	0.0024	0.0072	
-20	Normal Voltage	0.0096	0.0096	
-30	Normal Voltage	0.0526	0.0012	
20	Maximum Voltage	0.0048	0.0096	
20	Normal Voltage	0.0072	0.0024	
20	Battery End Point	0.0000	0.0048	

Test Conditions	Middle Channel	GSM1900 (GPRS)	GSM1900 (EDGE)	Limit Note 2.
Temperature (°C)	Voltage (Volt)	Deviation (ppm)		Result
50	Normal Voltage	0.0053	0.0133	PASS
40	Normal Voltage	0.0027	0.0016	
30	Normal Voltage	0.0016	0.0117	
20(Ref.)	Normal Voltage	0.0000	0.0000	
10	Normal Voltage	0.0021	0.0016	
0	Normal Voltage	0.0005	0.0128	
-10	Normal Voltage	0.0037	0.0101	
-20	Normal Voltage	0.0011	0.0005	
-30	Normal Voltage	0.0053	0.0112	
20	Maximum Voltage	0.0016	0.0005	
20	Normal Voltage	0.0053	0.0011	
20	Battery End Point	0.0011	0.0122	

Note:

1. Normal Voltage = 3.75V. ; Battery End Point (BEP) = 3.6 V. ; Maximum Voltage =4.2 V
2. The frequency fundamental emissions stay within the authorized frequency block based on the frequency deviation measured is small.



Test Conditions	Middle Channel	WCDMA Band V (RMC 12.2Kbps)	Limit 2.5ppm
Temperature (°C)	Voltage (Volt)	Deviation (ppm)	Result
50	Normal Voltage	0.0084	PASS
40	Normal Voltage	0.0143	
30	Normal Voltage	0.0072	
20(Ref.)	Normal Voltage	0.0000	
10	Normal Voltage	0.0072	
0	Normal Voltage	0.0024	
-10	Normal Voltage	0.0072	
-20	Normal Voltage	0.0096	
-30	Normal Voltage	0.0060	
20	Maximum Voltage	0.0060	
20	Normal Voltage	0.0108	
20	Battery End Point	0.0048	

Test Conditions	Middle Channel	WCDMA Band II (RMC 12.2Kbps)	Limit Note 2.
Temperature (°C)	Voltage (Volt)	Deviation (ppm)	Result
50	Normal Voltage	0.0080	PASS
40	Normal Voltage	0.0053	
30	Normal Voltage	0.0021	
20(Ref.)	Normal Voltage	0.0000	
10	Normal Voltage	0.0016	
0	Normal Voltage	0.0005	
-10	Normal Voltage	0.0048	
-20	Normal Voltage	0.0059	
-30	Normal Voltage	0.0005	
20	Maximum Voltage	0.0048	
20	Normal Voltage	0.0053	
20	Battery End Point	0.0000	

Note:

1. Normal Voltage = 3.75V. ; Battery End Point (BEP) = 3.6 V. ; Maximum Voltage =4.2V
2. The frequency fundamental emissions stay within the authorized frequency block based on the frequency deviation measured is small.



Test Conditions	Middle Channel	WCDMA Band IV (RMC 12.2Kbps)	Limit Note 2.
Temperature (°C)	Voltage (Volt)	Deviation (ppm)	Result
50	Normal Voltage	0.0058	PASS
40	Normal Voltage	0.0092	
30	Normal Voltage	0.0052	
20(Ref.)	Normal Voltage	0.0000	
10	Normal Voltage	0.0040	
0	Normal Voltage	0.0046	
-10	Normal Voltage	0.0046	
-20	Normal Voltage	0.0081	
-30	Normal Voltage	0.0006	
20	Maximum Voltage	0.0000	
20	Normal Voltage	0.0035	
20	Battery End Point	0.0040	

Note:

1. Normal Voltage = 3.75V. ; Battery End Point (BEP) = 3.6V. ; Maximum Voltage =4.2V
2. The frequency fundamental emissions stay within the authorized frequency block based on the frequency deviation measured is small.



Appendix B. Test Results of Radiated Test

ERP/EIRP

Channel	Mode	Horizontal		Vertical	
		ERP(dBm)	ERP(W)	ERP(dBm)	ERP(W)
Lowest	GSM850 GPRS class 8	25.05	0.3199	26.79	0.4778
Middle		25.60	0.3632	26.77	0.4748
Highest		26.22	0.4189	27.07	0.5098
Lowest	GSM850 EDGE class 8	19.90	0.0976	21.31	0.1353
Middle		20.10	0.1023	21.71	0.1484
Highest		20.53	0.1129	21.56	0.1433
Lowest	WCDMA Band V RMC 12.2Kbps	17.96	0.0625	19.48	0.0887
Middle		18.59	0.0722	19.54	0.0901
Highest		18.24	0.0667	19.82	0.0960
Limit	ERP < 7W	Result		PASS	



Channel	Mode	Horizontal		Vertical	
		EIRP(dBm)	EIRP(W)	EIRP(dBm)	EIRP(W)
Lowest	GSM1900 GPRS class 8	26.19	0.4158	29.12	0.8175
Middle		27.69	0.5877	29.65	0.9217
Highest		28.79	0.7574	30.41	1.0992
Lowest	GSM1900 EDGE class 8	22.48	0.1772	25.44	0.3498
Middle		23.52	0.2251	25.39	0.3458
Highest		24.61	0.2893	26.25	0.4219
Lowest	WCDMA Band II RMC 12.2Kbps	20.85	0.1217	23.63	0.2308
Middle		22.02	0.1594	23.80	0.2398
Highest		23.31	0.2142	24.42	0.2770
Limit	EIRP < 2W	Result		PASS	

Channel	Mode	Horizontal		Vertical	
		EIRP(dBm)	EIRP(W)	EIRP(dBm)	EIRP(W)
Lowest	WCDMA Band IV RMC 12.2Kbps	20.18	0.1042	21.39	0.1377
Middle		20.15	0.1034	22.03	0.1594
Highest		20.22	0.1052	22.49	0.1774
Limit	EIRP < 1W	Result		PASS	



Radiated Spurious Emission

GSM850 (GPRS class 8)									
Channel	Frequency (MHz)	ERP (dBm)	Limit (dBm)	Over Limit (dB)	SPA Reading (dBm)	S.G. Power (dBm)	TX Cable loss (dB)	TX Antenna Gain (dBi)	Polarization (H/V)
Middle	1672	-47.95	-13	-34.95	-50.69	-54.64	0.56	9.40	H
	2510	-33.39	-13	-20.39	-39.77	-41.09	0.75	10.60	H
	3346	-53.49	-13	-40.49	-62.79	-63.09	0.85	12.60	H
	1672	-39.48	-13	-26.48	-45.05	-46.17	0.56	9.40	V
	2510	-26.37	-13	-13.37	-35.27	-34.07	0.75	10.60	V
	3346	-52.54	-13	-39.54	-59.40	-62.14	0.85	12.60	V

Remark: Spurious emissions within 30-1000MHz were found more than 20dB below limit line.

GSM850 (EDGE class 8)									
Channel	Frequency (MHz)	ERP (dBm)	Limit (dBm)	Over Limit (dB)	SPA Reading (dBm)	S.G. Power (dBm)	TX Cable loss (dB)	TX Antenna Gain (dBi)	Polarization (H/V)
Middle	1672	-50.62	-13	-37.62	-52.94	-57.31	0.56	9.40	H
	2510	-42.67	-13	-29.67	-48.51	-50.37	0.75	10.60	H
	3346	-56.15	-13	-43.15	-65.45	-65.75	0.85	12.60	H
	1672	-39.88	-13	-26.88	-45.46	-46.57	0.56	9.40	V
	2510	-32.12	-13	-19.12	-40.72	-39.82	0.75	10.60	V
	3346	-54.91	-13	-41.91	-61.77	-64.51	0.85	12.60	V

Remark: Spurious emissions within 30-1000MHz were found more than 20dB below limit line.



GSM1900 (GPRS class 8)									
Channel	Frequency (MHz)	EIRP (dBm)	Limit (dBm)	Over Limit (dB)	SPA Reading (dBm)	S.G. Power (dBm)	TX Cable loss (dB)	TX Antenna Gain (dBi)	Polarization (H/V)
Middle	3760	-43.93	-13	-30.93	-55.18	-55.66	0.87	12.60	H
	5640	-44.33	-13	-31.33	-60.21	-56.36	1.07	13.10	H
	7520	-48.73	-13	-35.73	-67.05	-58.34	1.69	11.30	H
	3760	-39.25	-13	-26.25	-52.55	-50.98	0.87	12.60	V
	5640	-48.48	-13	-35.48	-64.8	-60.51	1.07	13.10	V
	7520	-50.69	-13	-37.69	-68.91	-60.30	1.69	11.30	V

Remark: Spurious emissions within 30-1000MHz were found more than 20dB below limit line.

GSM1900 (EDGE class 8)									
Channel	Frequency (MHz)	EIRP (dBm)	Limit (dBm)	Over Limit (dB)	SPA Reading (dBm)	S.G. Power (dBm)	TX Cable loss (dB)	TX Antenna Gain (dBi)	Polarization (H/V)
Middle	3760	-48.33	-13	-35.33	-59.58	-60.06	0.87	12.60	H
	5640	-48.01	-13	-35.01	-63.89	-60.04	1.07	13.10	H
	7520	-50.65	-13	-37.65	-68.97	-60.26	1.69	11.30	H
	3760	-44.71	-13	-31.71	-57.18	-56.44	0.87	12.60	V
	5640	-51.41	-13	-38.41	-67.73	-63.44	1.07	13.10	V
	7520	-50.42	-13	-37.42	-68.64	-60.03	1.69	11.30	V

Remark: Spurious emissions within 30-1000MHz were found more than 20dB below limit line.



WCDMA Band V(RMC 12.2Kbps)									
Channel	Frequency (MHz)	ERP (dBm)	Limit (dBm)	Over Limit (dB)	SPA Reading (dBm)	S.G. Power (dBm)	TX Cable loss (dB)	TX Antenna Gain (dBi)	Polarization (H/V)
Middle	1672	-55.83	-13	-42.83	-57.44	-62.52	0.56	9.40	H
	2510	-57.10	-13	-44.10	-61.00	-64.80	0.75	10.60	H
	3346	-54.99	-13	-41.99	-64.29	-64.59	0.85	12.60	H
	1672	-60.27	-13	-47.27	-62.72	-66.96	0.56	9.40	V
	2510	-53.68	-13	-40.68	-58.06	-61.38	0.75	10.60	V
	3346	-58.45	-13	-45.45	-65.31	-68.05	0.85	12.60	V

Remark: Spurious emissions within 30-1000MHz were found more than 20dB below limit line.

WCDMA Band II(RMC 12.2Kbps)									
Channel	Frequency (MHz)	EIRP (dBm)	Limit (dBm)	Over Limit (dB)	SPA Reading (dBm)	S.G. Power (dBm)	TX Cable loss (dB)	TX Antenna Gain (dBi)	Polarization (H/V)
Middle	3760	-41.41	-13	-28.41	-52.80	-53.14	0.87	12.60	H
	5640	-41.32	-13	-28.32	-57.20	-53.35	1.07	13.10	H
	7520	-49.64	-13	-36.64	-67.96	-59.25	1.69	11.30	H
	3760	-42.46	-13	-29.46	-54.93	-54.19	0.87	12.60	V
	5640	-46.85	-13	-33.85	-63.17	-58.88	1.07	13.10	V
	7520	-51.07	-13	-38.07	-69.29	-60.68	1.69	11.30	V

Remark: Spurious emissions within 30-1000MHz were found more than 20dB below limit line.



WCDMA Band IV(RMC 12.2Kbps)									
Channel	Frequency (MHz)	EIRP (dBm)	Limit (dBm)	Over Limit (dB)	SPA Reading (dBm)	S.G. Power (dBm)	TX Cable loss (dB)	TX Antenna Gain (dBi)	Polarization (H/V)
Middle	3465	-45.42	-13	-32.42	-57.22	-57.17	0.85	12.60	H
	5197.5	-41.21	-13	-28.21	-57.08	-52.96	0.95	12.70	H
	6930	-51.96	-13	-38.96	-68.59	-62.48	1.18	11.70	H
	3465	-44.05	-13	-31.05	-54.9	-55.84	0.81	12.60	V
	5197.5	-33.67	-13	-20.67	-50.96	-45.42	0.95	12.70	V
	6930	-50.86	-13	-37.86	-68.04	-61.43	1.13	11.70	V

Remark: Spurious emissions within 30-1000MHz were found more than 20dB below limit line.