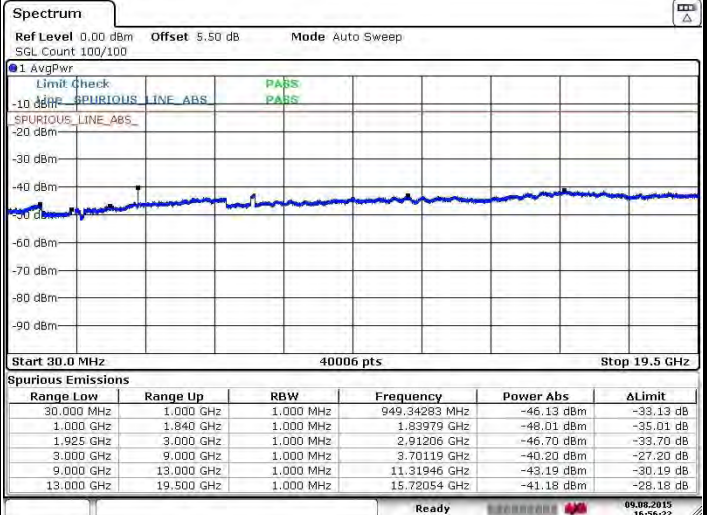
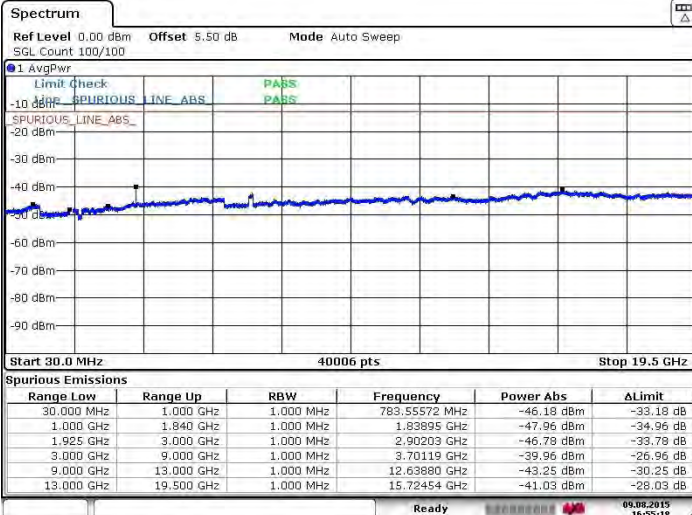




LTE Band 25 / 5MHz

Lowest Channel / QPSK

Lowest Channel / 16QAM

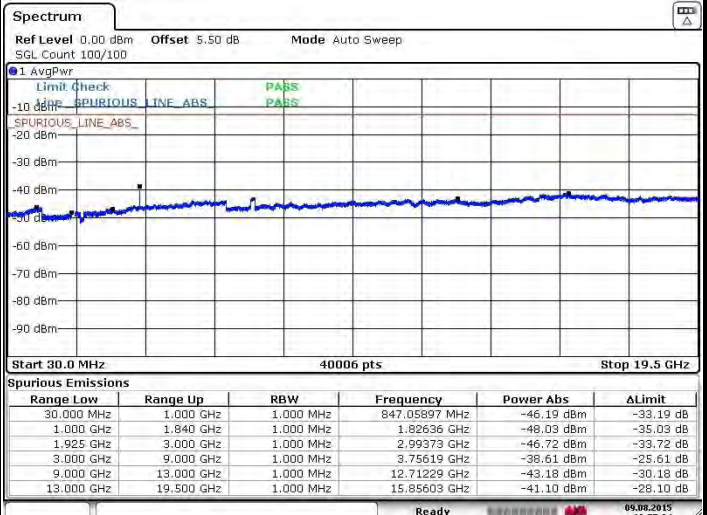
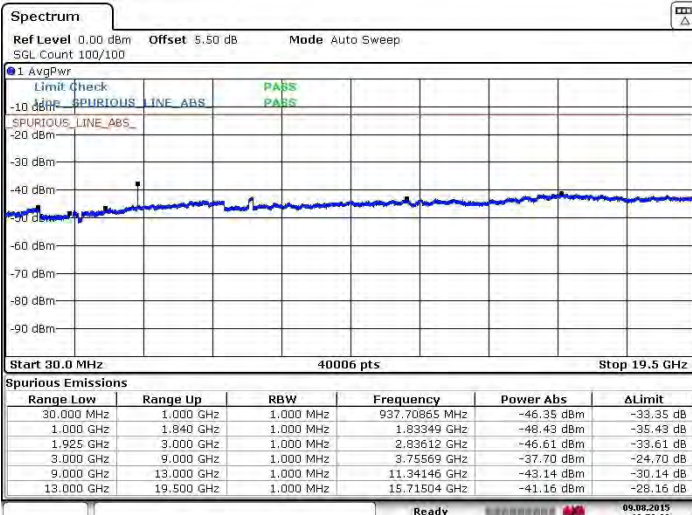


Date: 9 AUG.2015 16:55:18

Date: 9 AUG.2015 16:56:22

Middle Channel / QPSK

Middle Channel / 16QAM



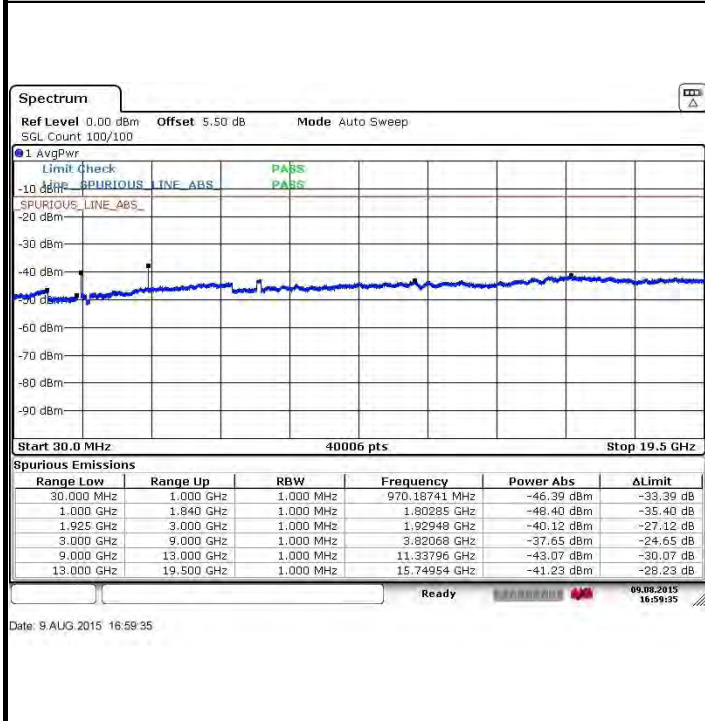
Date: 9 AUG.2015 16:58:20

Date: 9 AUG.2015 16:57:24



LTE Band 25 / 5MHz

Highest Channel / QPSK

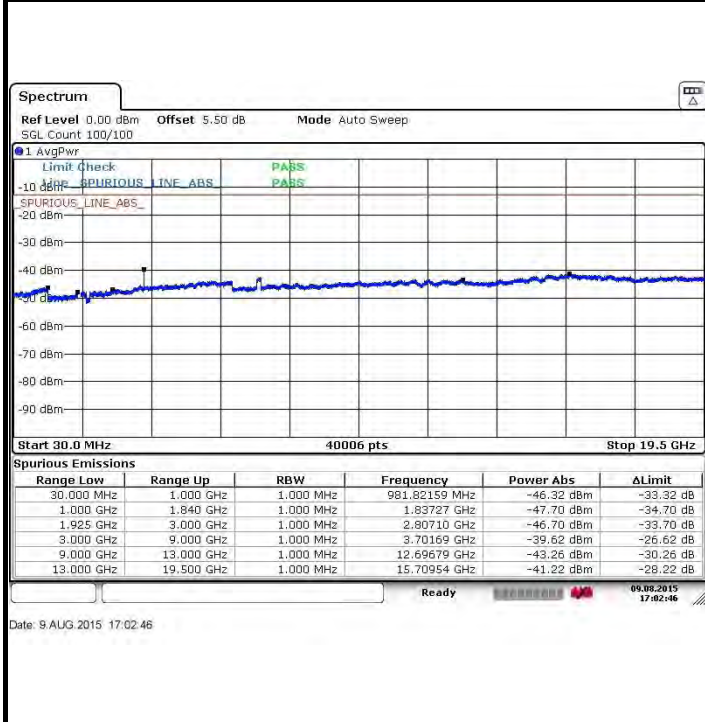


Highest Channel / 16QAM



LTE Band 25 / 10MHz

Lowest Channel / QPSK



Lowest Channel / 16QAM

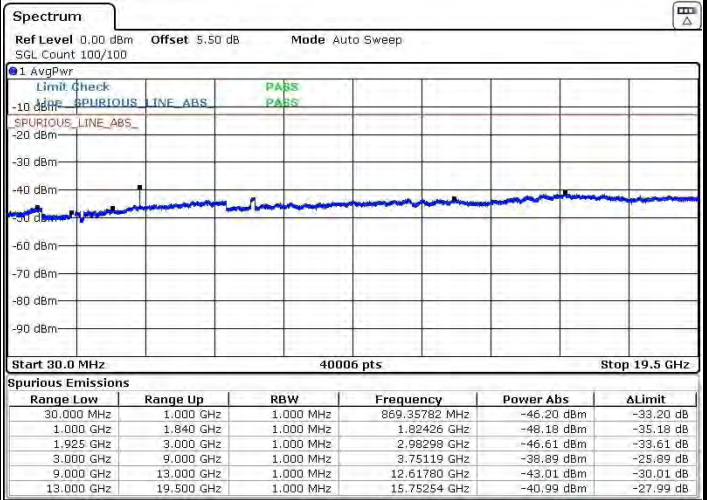
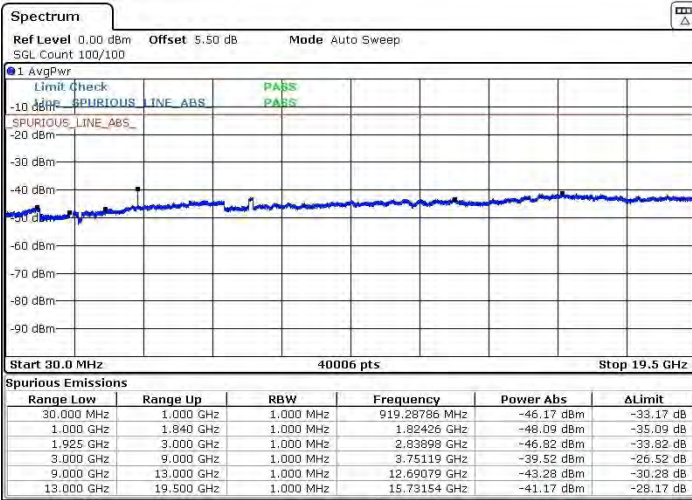




LTE Band 25 / 10MHz

Middle Channel / QPSK

Middle Channel / 16QAM

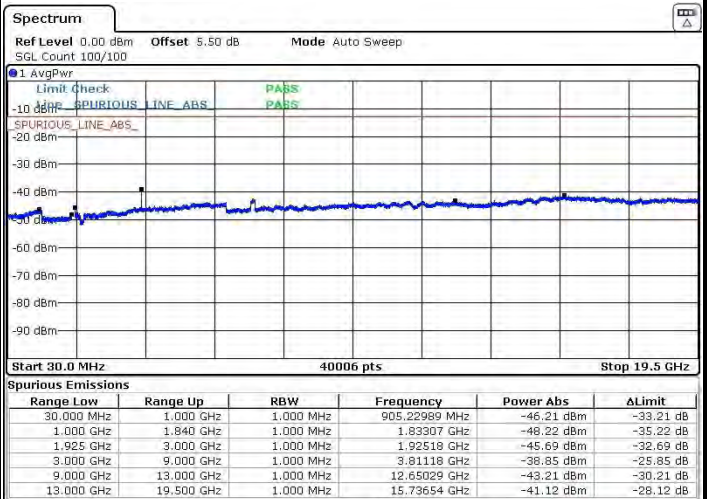
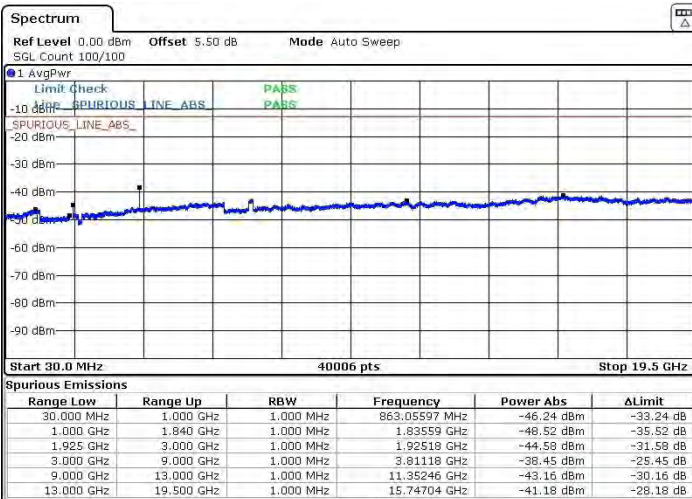


Date: 9 AUG 2015 17:03:46

Date: 9 AUG 2015 17:04:52

Highest Channel / QPSK

Highest Channel / 16QAM



Date: 9 AUG 2015 17:06:42

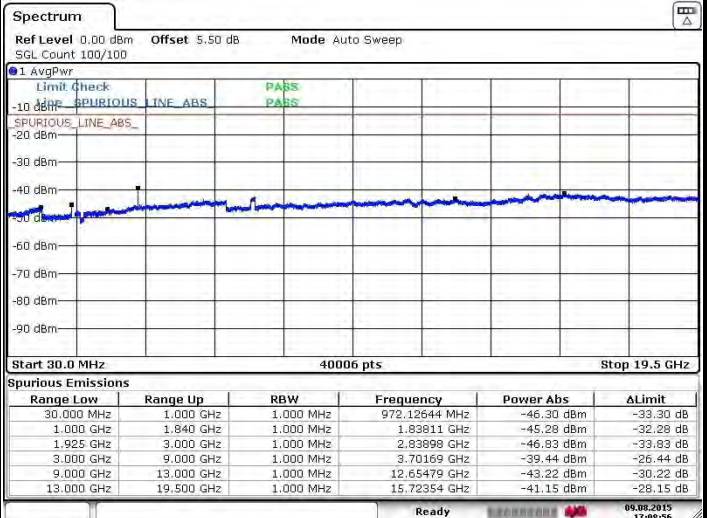
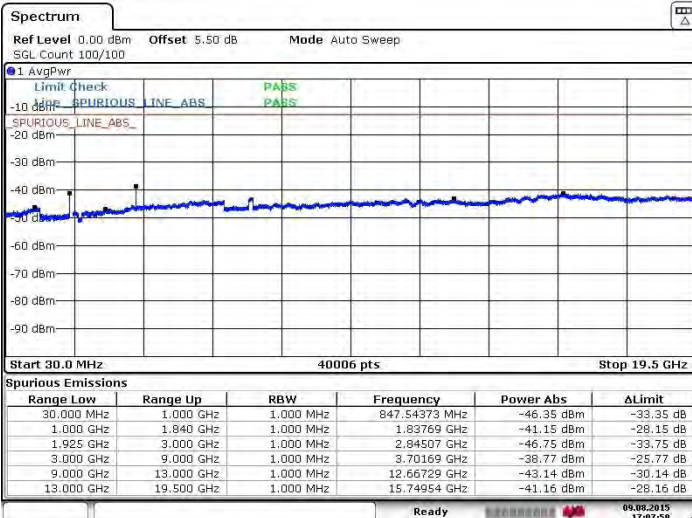
Date: 9 AUG 2015 17:05:49



LTE Band 25 / 15MHz

Lowest Channel / QPSK

Lowest Channel / 16QAM

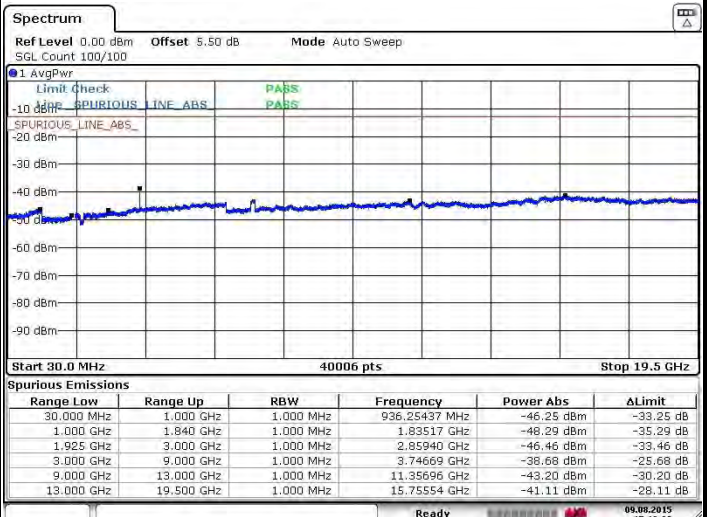
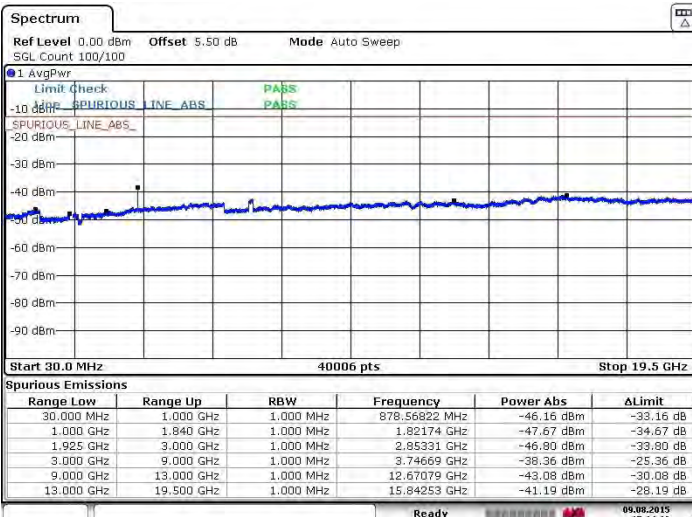


Date: 9 AUG 2015 17:07:59

Date: 9 AUG 2015 17:08:56

Middle Channel / QPSK

Middle Channel / 16QAM



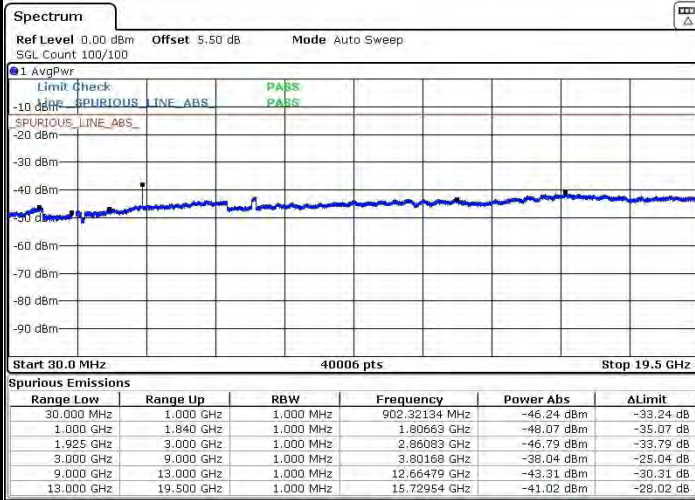
Date: 9 AUG 2015 17:14:19

Date: 9 AUG 2015 17:12:26



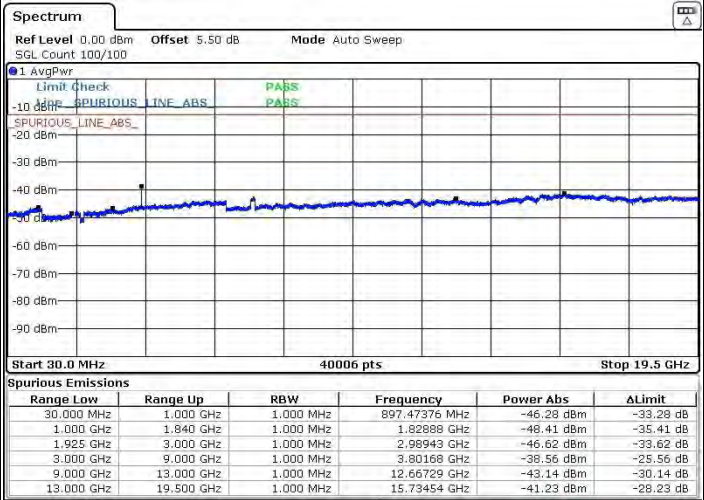
LTE Band 25 / 15MHz

Highest Channel / QPSK



Date: 9 AUG 2015 17:17:00

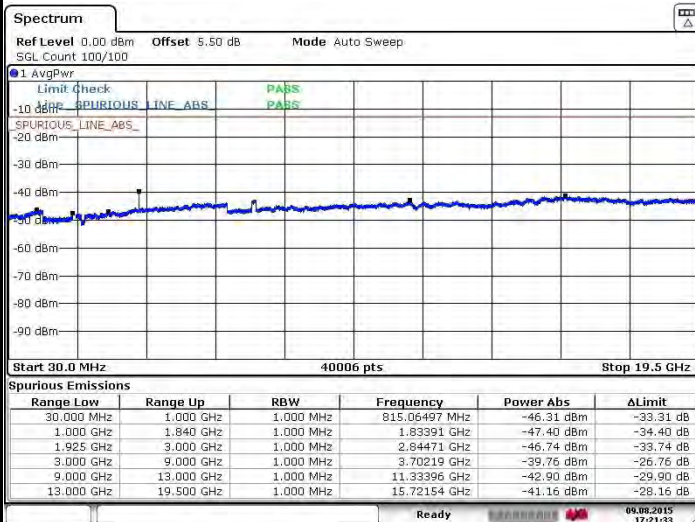
Highest Channel / 16QAM



Date: 9 AUG 2015 17:18:17

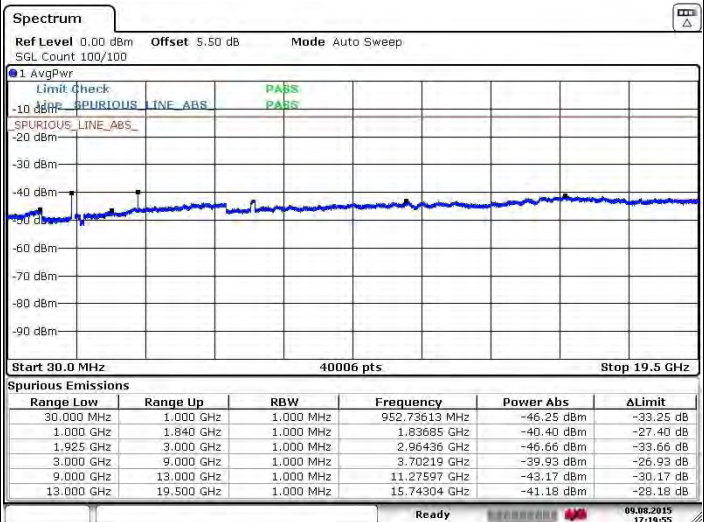
LTE Band 25 / 20MHz

Lowest Channel / QPSK



Date: 9 AUG 2015 17:21:32

Lowest Channel / 16QAM



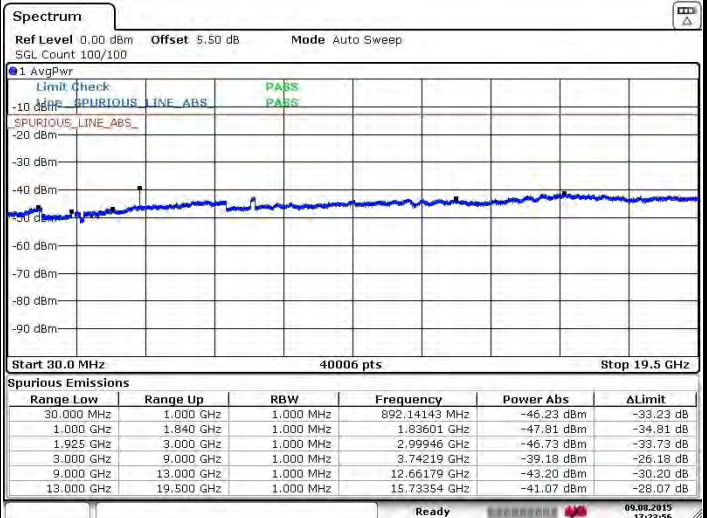
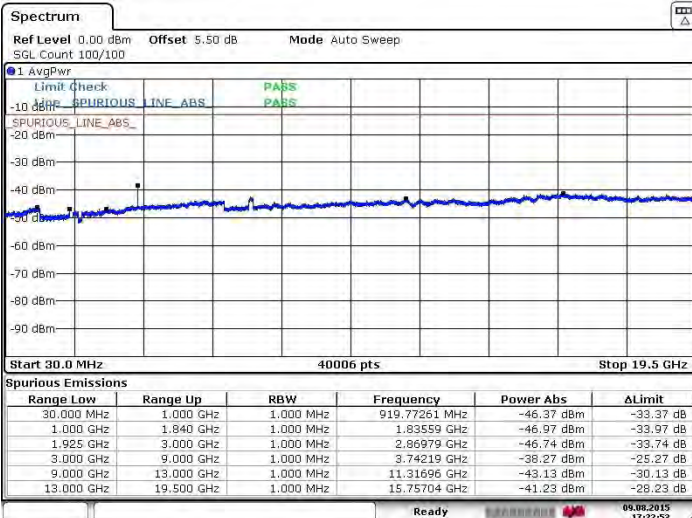
Date: 9 AUG 2015 17:19:55



LTE Band 25 / 20MHz

Middle Channel / QPSK

Middle Channel / 16QAM

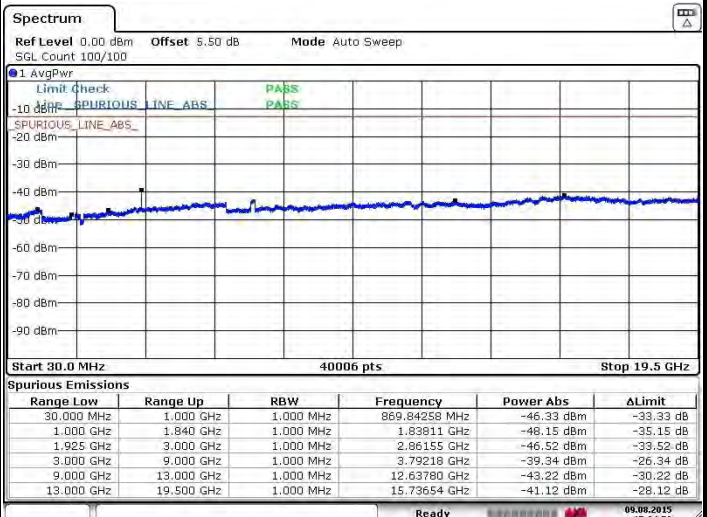
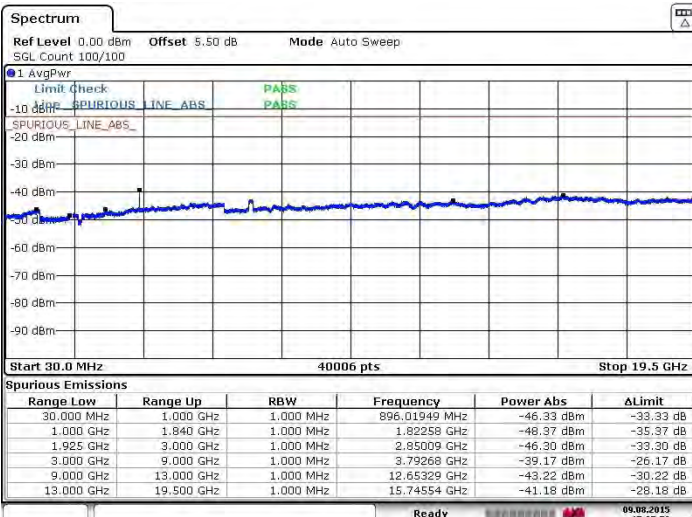


Date: 9 AUG 2015 17:22:53

Date: 9 AUG 2015 17:23:56

Highest Channel / QPSK

Highest Channel / 16QAM



Date: 9 AUG 2015 17:25:52

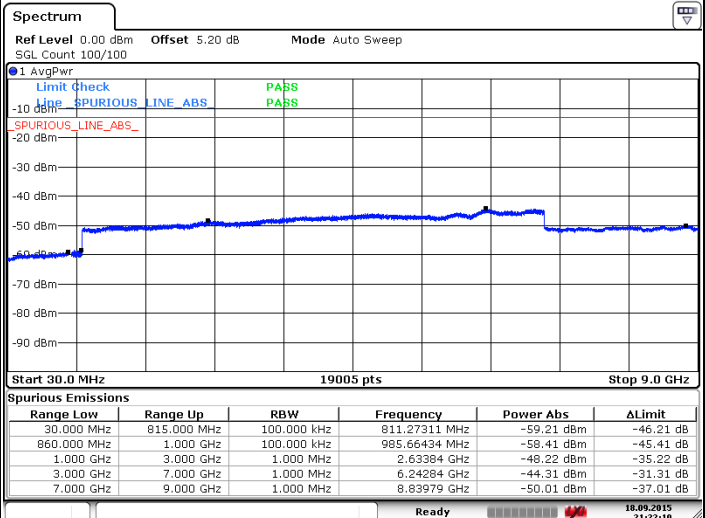
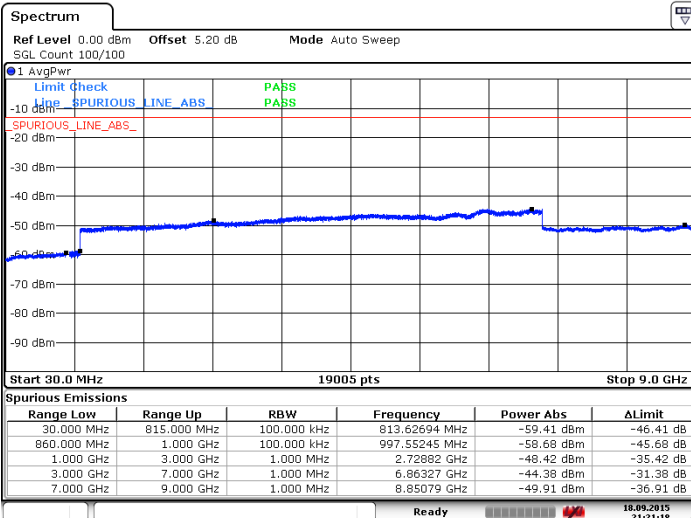
Date: 9 AUG 2015 17:24:59



LTE Band 26 / 1.4MHz

Lowest Channel / QPSK

Lowest Channel / 16QAM

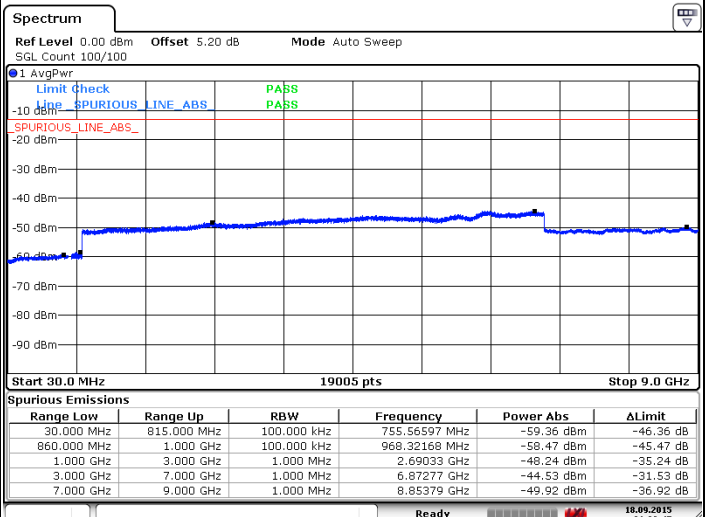
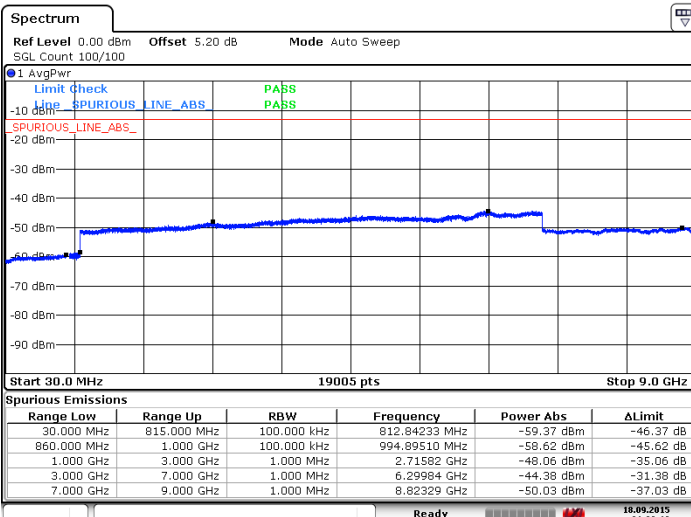


Date: 18 SEP 2015 21:21:18

Date: 18 SEP 2015 21:22:10

Middle Channel / QPSK

Middle Channel / 16QAM



Date: 18 SEP 2015 21:23:12

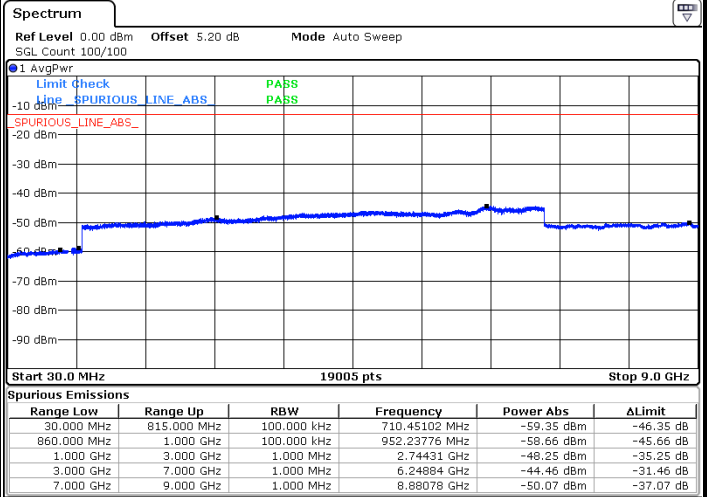
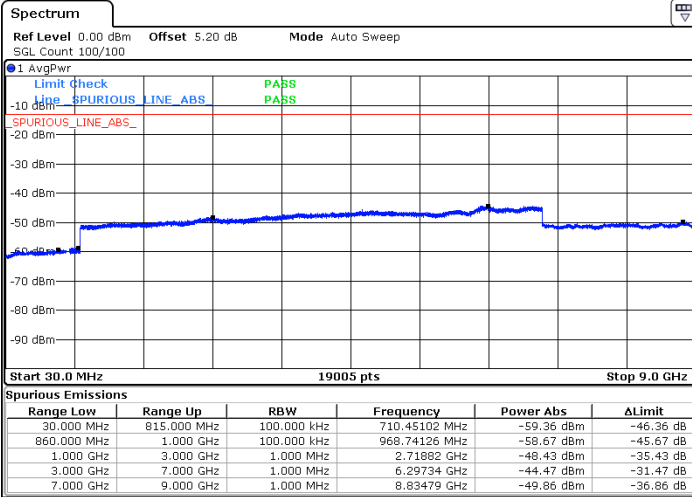
Date: 18 SEP 2015 21:22:47



LTE Band 26 / 1.4MHz

Highest Channel / QPSK

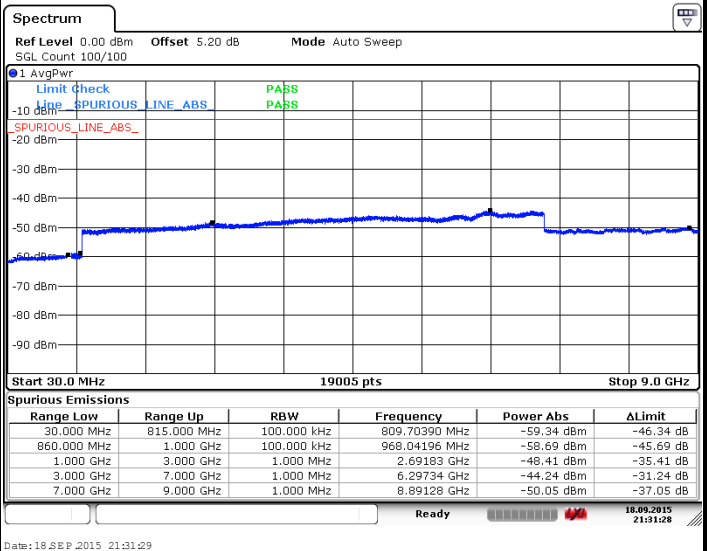
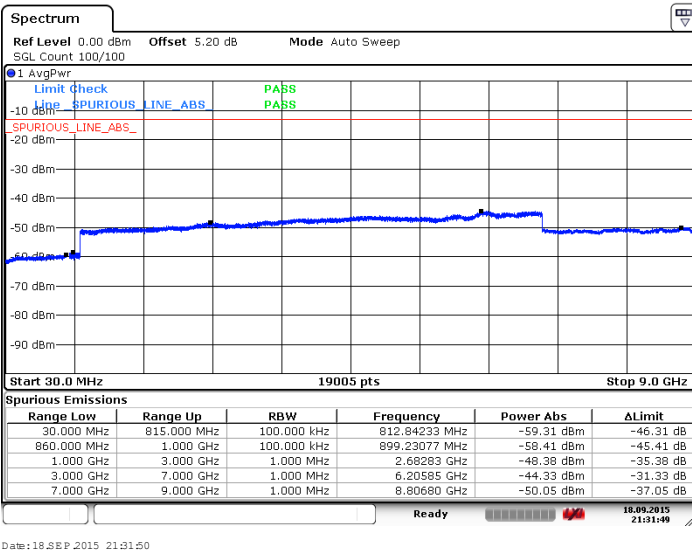
Highest Channel / 16QAM



LTE Band 26 / 3MHz

Lowest Channel / QPSK

Lowest Channel / 16QAM

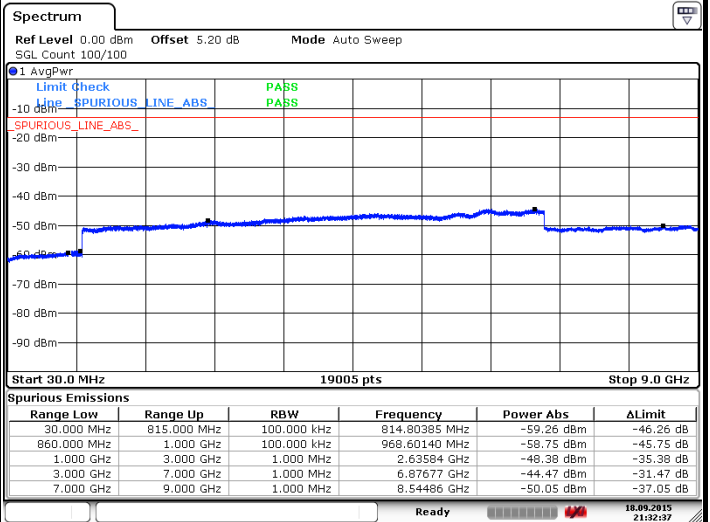
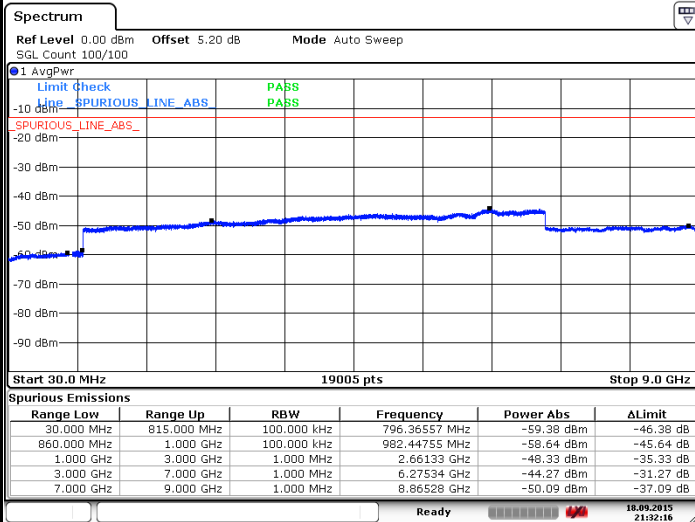




LTE Band 26 / 3MHz

Middle Channel / QPSK

Middle Channel / 16QAM

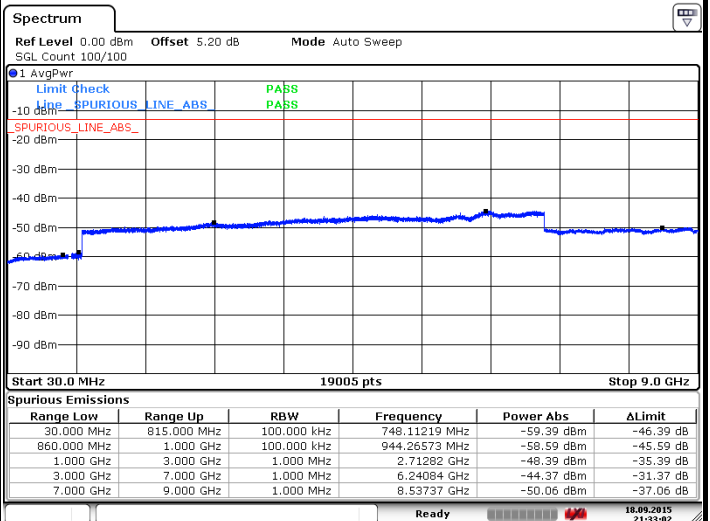
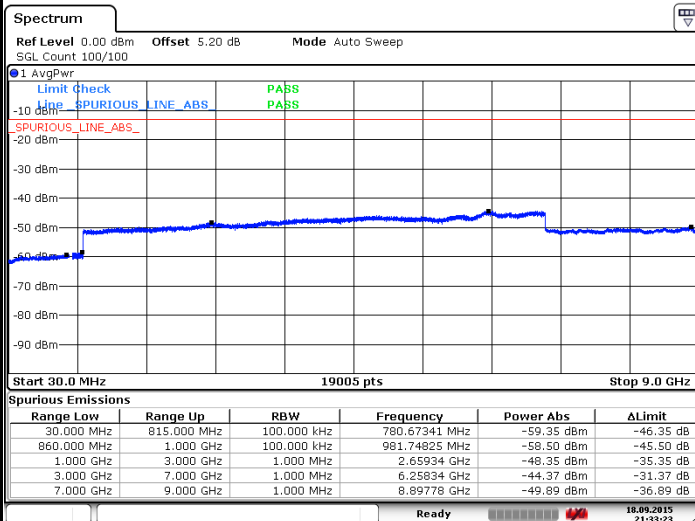


Date: 18 SEP 2015 21:32:16

Date: 18 SEP 2015 21:32:37

Highest Channel / QPSK

Highest Channel / 16QAM



Date: 18 SEP 2015 21:33:23

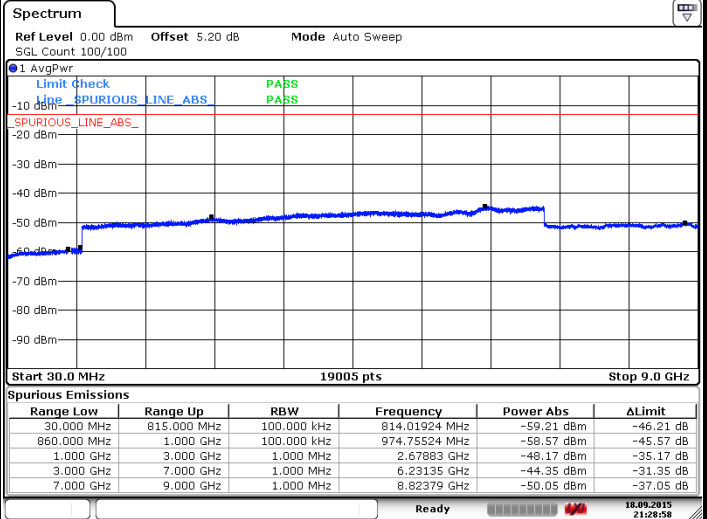
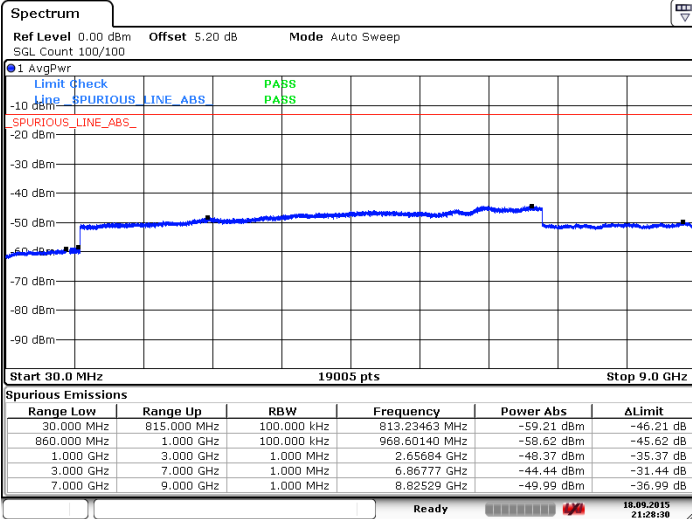
Date: 18 SEP 2015 21:33:02



LTE Band 26 / 5MHz

Lowest Channel / QPSK

Lowest Channel / 16QAM

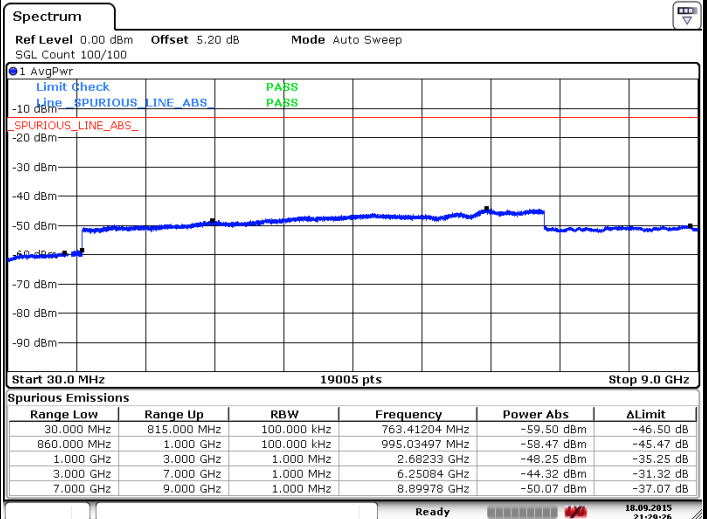
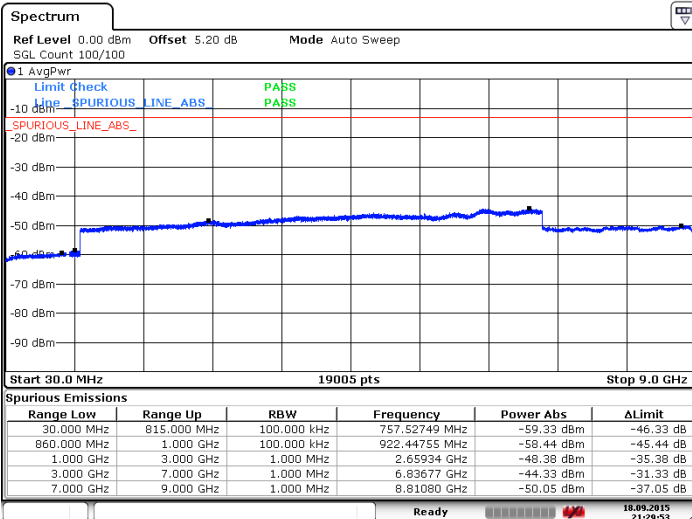


Date: 18 SEP 2015 21:28:30

Date: 18 SEP 2015 21:28:58

Middle Channel / QPSK

Middle Channel / 16QAM



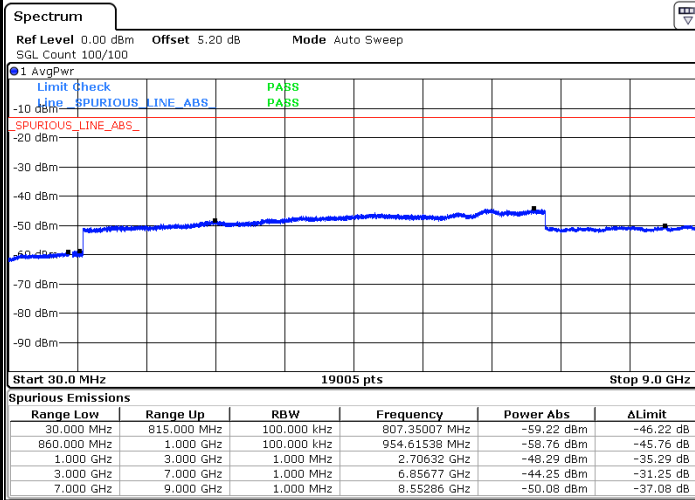
Date: 18 SEP 2015 21:29:53

Date: 18 SEP 2015 21:29:26



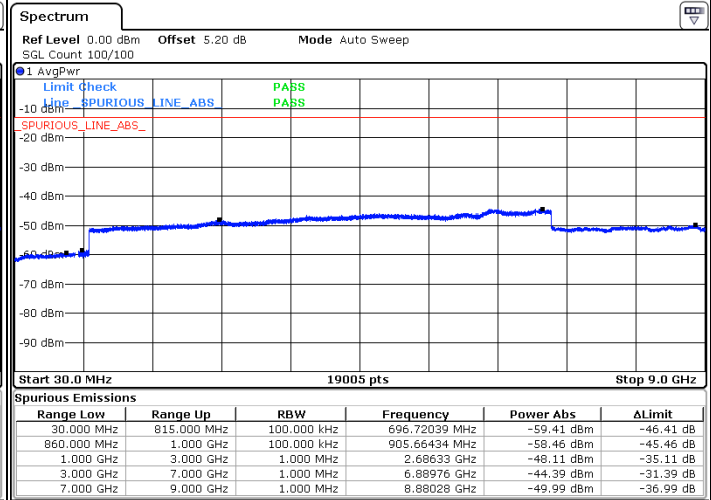
LTE Band 26 / 5MHz

Highest Channel / QPSK



Date: 18 SEP 2015 21:30:31

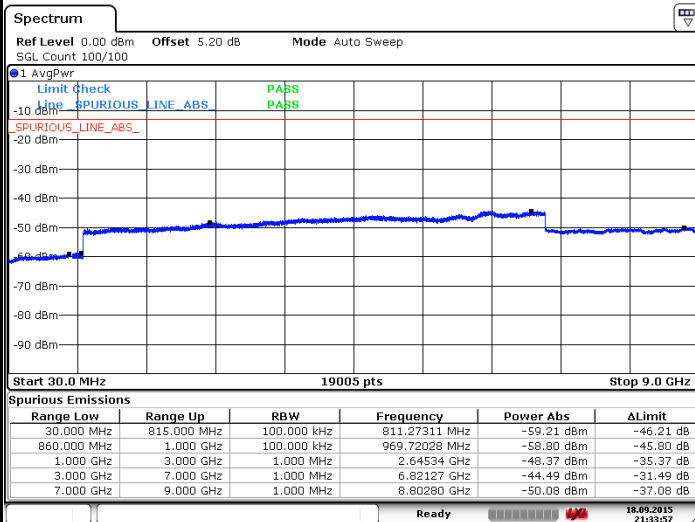
Highest Channel / 16QAM



Date: 18 SEP 2015 21:30:55

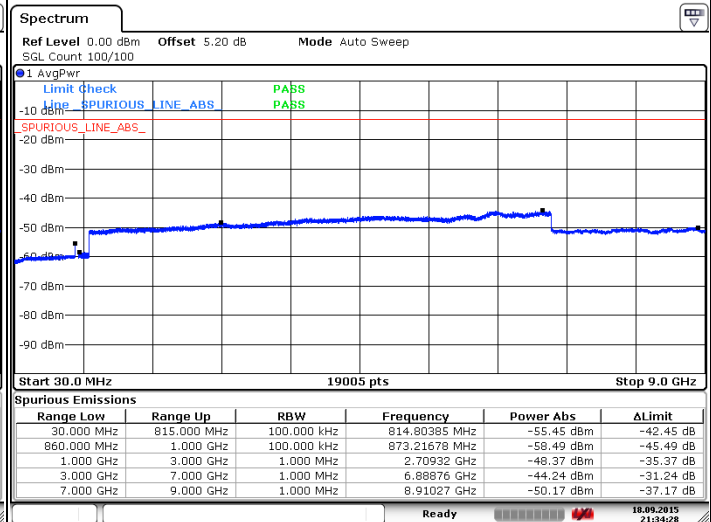
LTE Band 26 / 10MHz

Lowest Channel / QPSK



Date: 18 SEP 2015 21:33:57

Lowest Channel / 16QAM



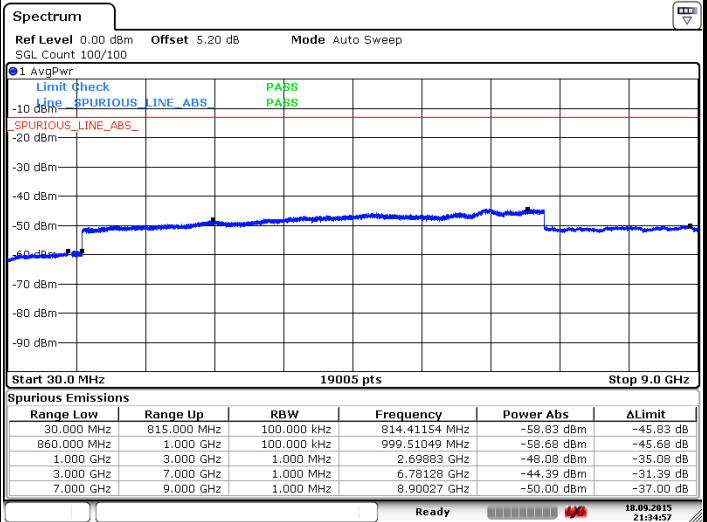
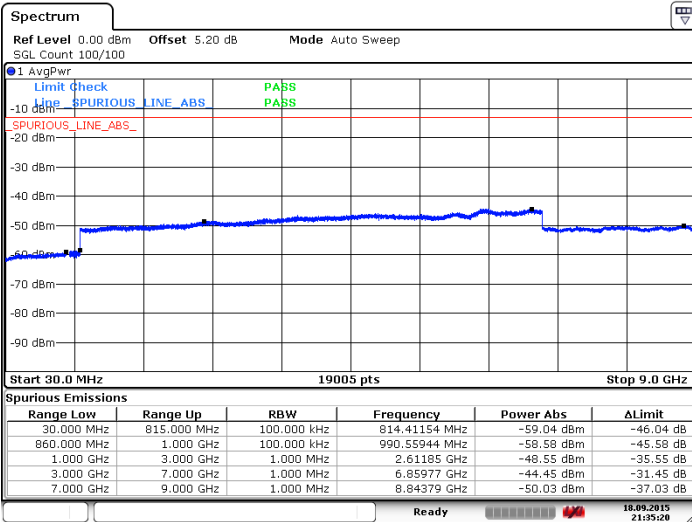
Date: 18 SEP 2015 21:34:28



LTE Band 26 / 10MHz

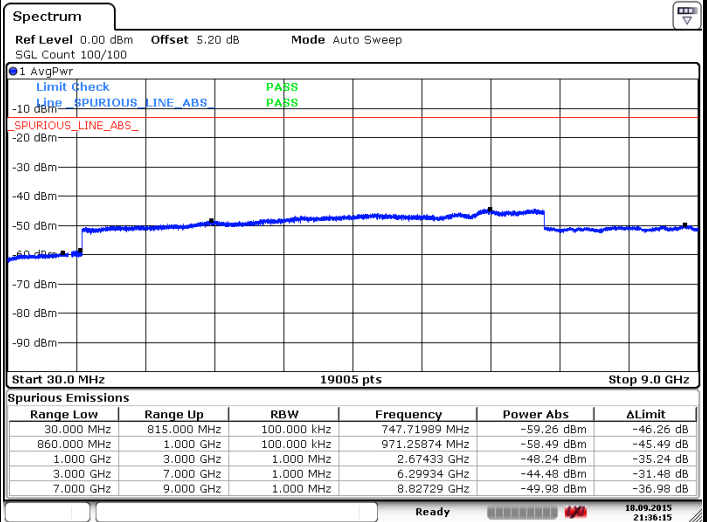
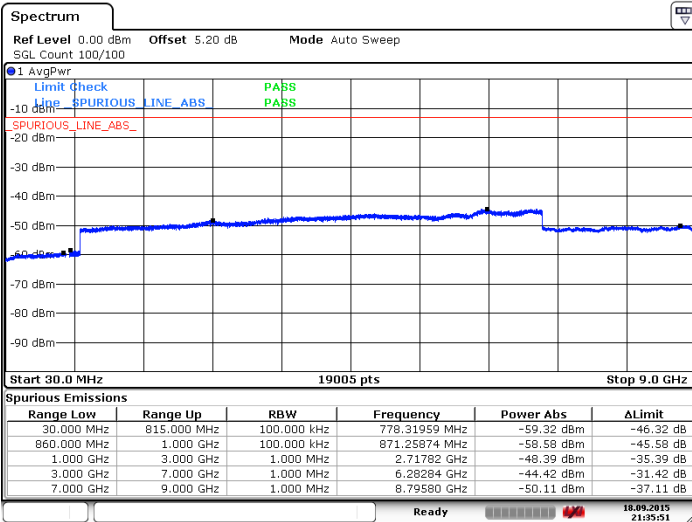
Middle Channel / QPSK

Middle Channel / 16QAM



Highest Channel / QPSK

Highest Channel / 16QAM

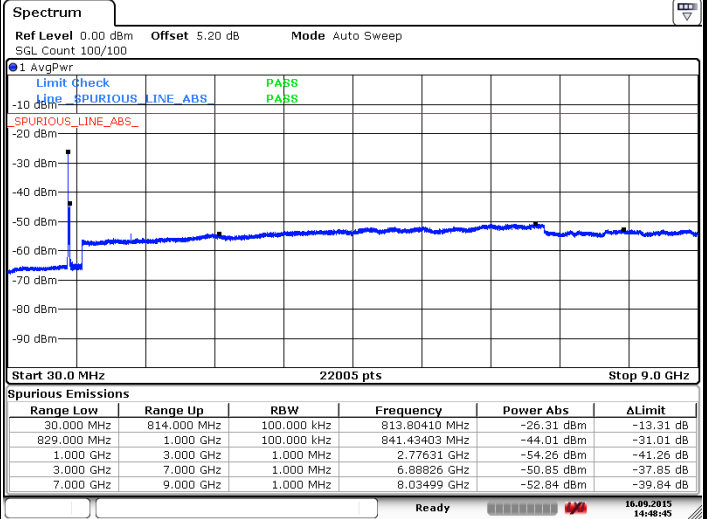
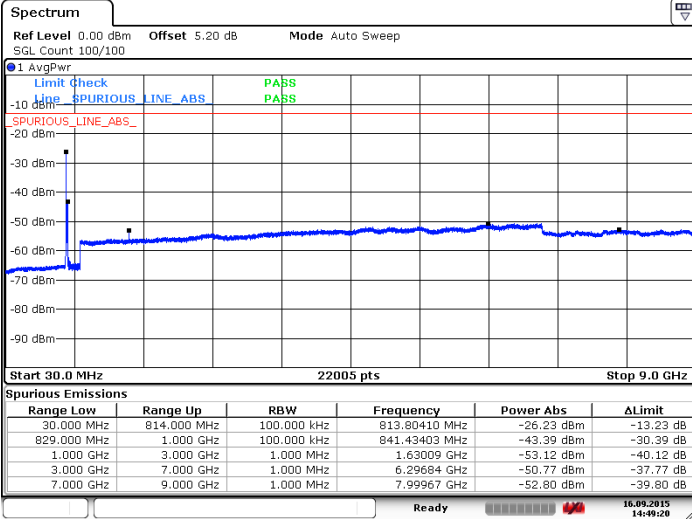




LTE Band 26 / 15MHz

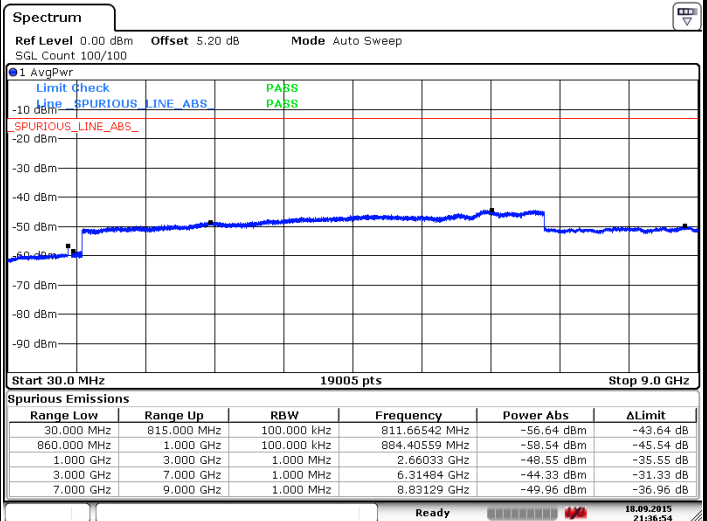
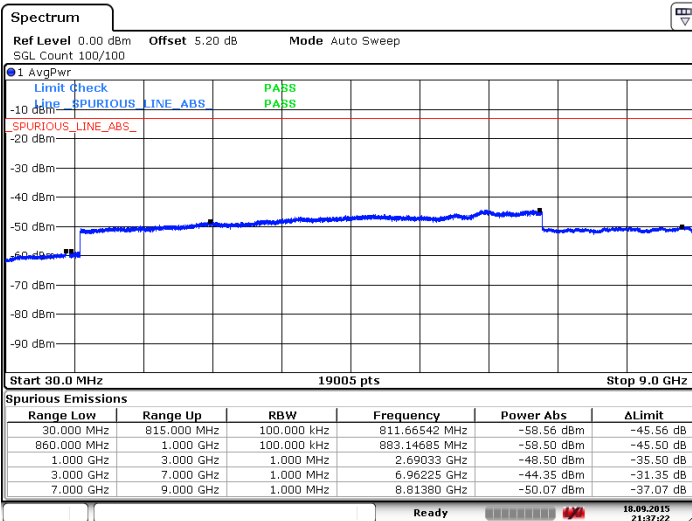
Channel 26765 / QPSK

Channel 26765 / 16QAM



Lowest Channel / QPSK

Lowest Channel / 16QAM

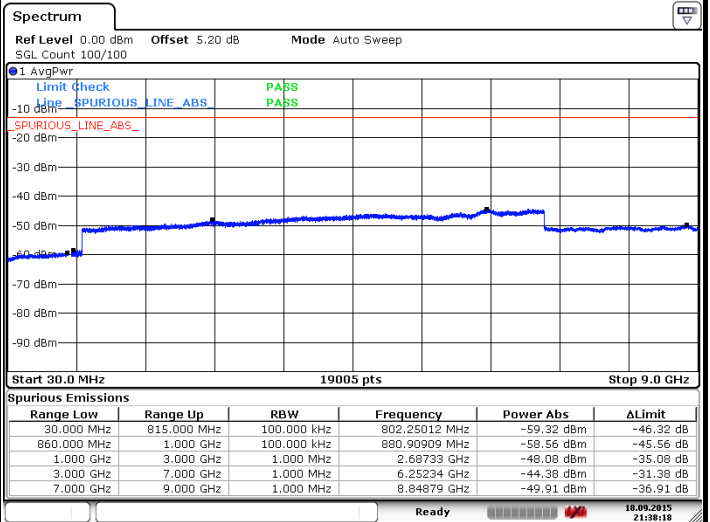
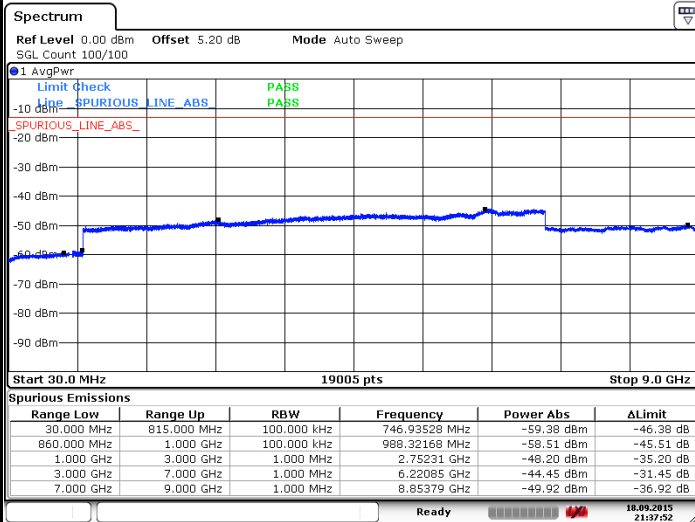




LTE Band 26 / 15MHz

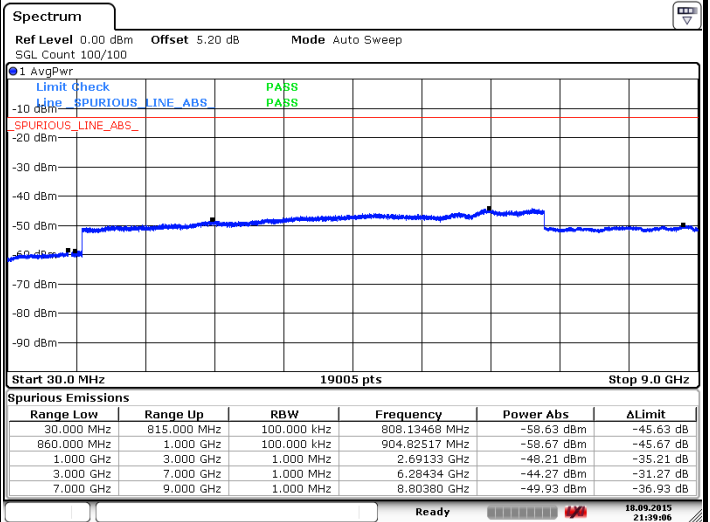
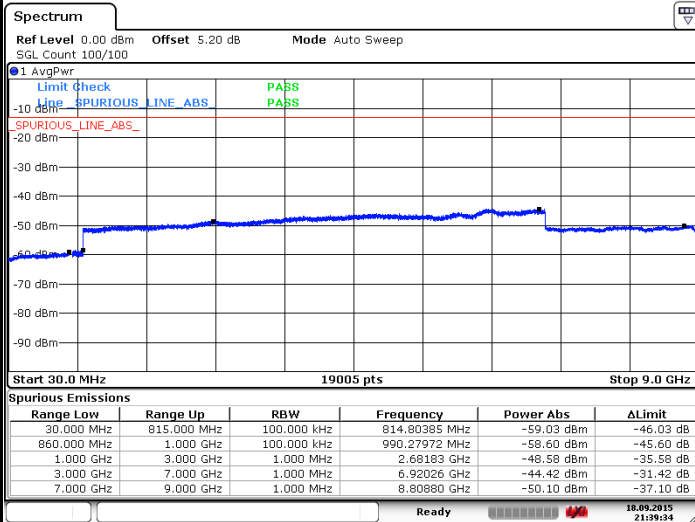
Middle Channel / QPSK

Middle Channel / 16QAM



Highest Channel / QPSK

Highest Channel / 16QAM

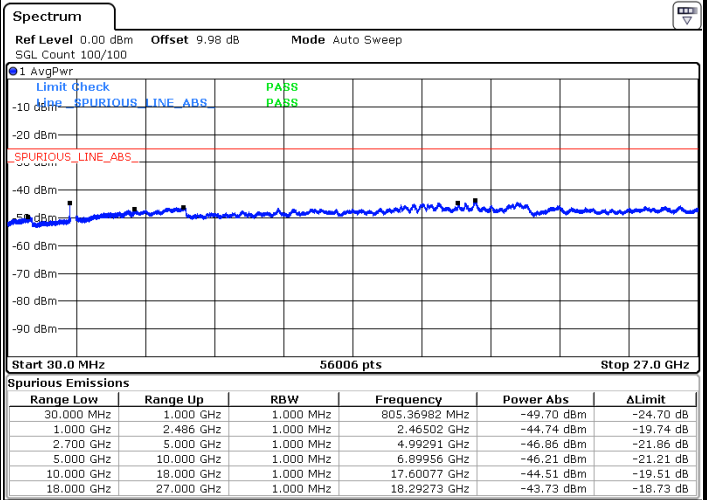
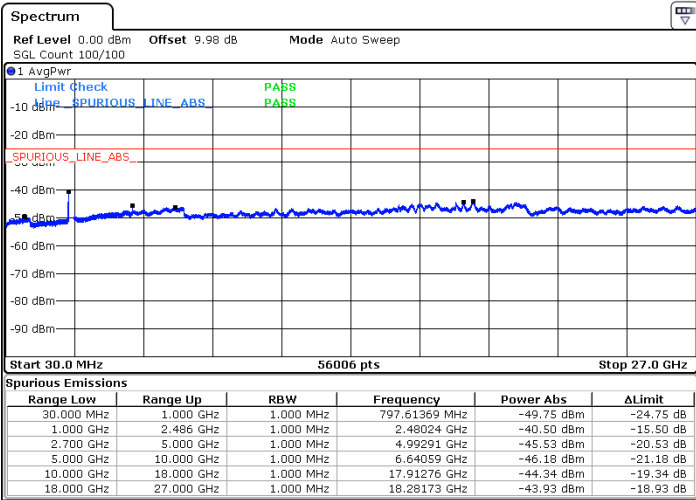




LTE Band 41 / 5MHz

Lowest Channel / QPSK

Lowest Channel / 16QAM



Ready 07.09.2015 18:40:18

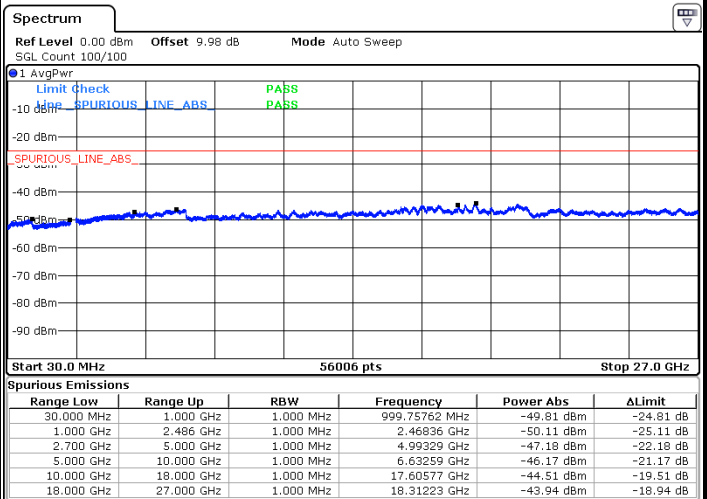
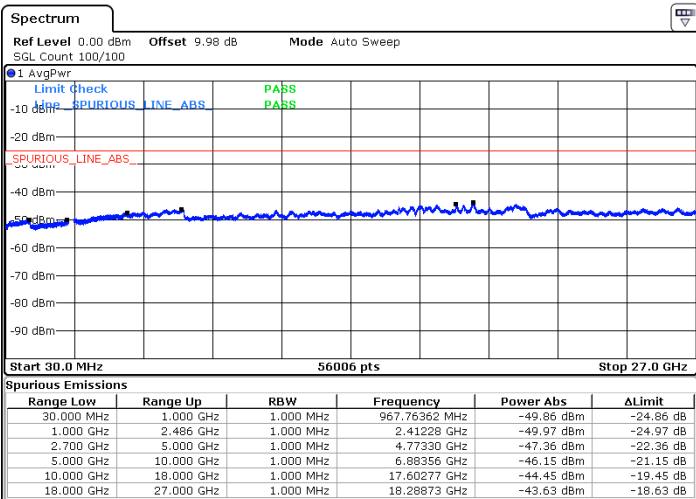
Ready 07.09.2015 18:41:04

Date: 7 SEP 2015 18:40:17

Date: 7 SEP 2015 18:41:04

Middle Channel / QPSK

Middle Channel / 16QAM



Ready 07.09.2015 18:22:36

Ready 07.09.2015 18:21:47

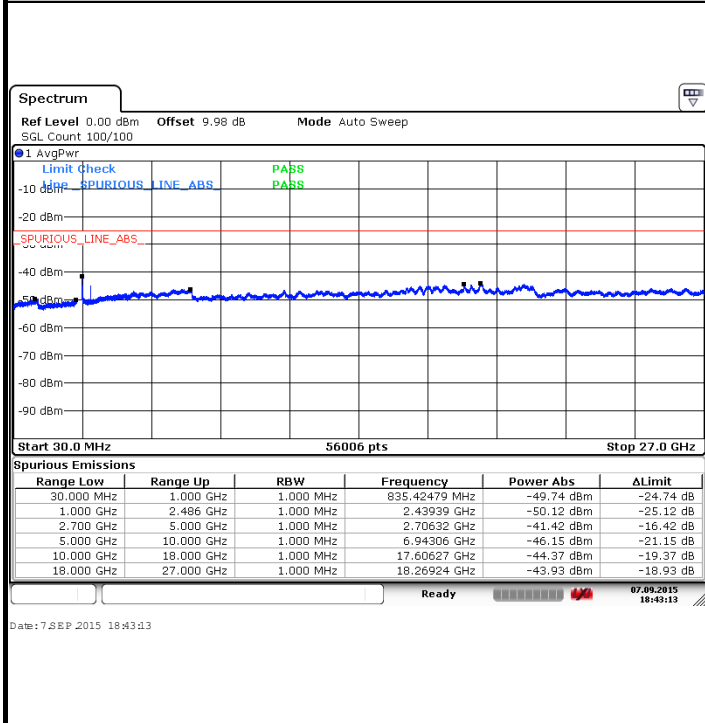
Date: 7 SEP 2015 18:22:36

Date: 7 SEP 2015 18:21:46

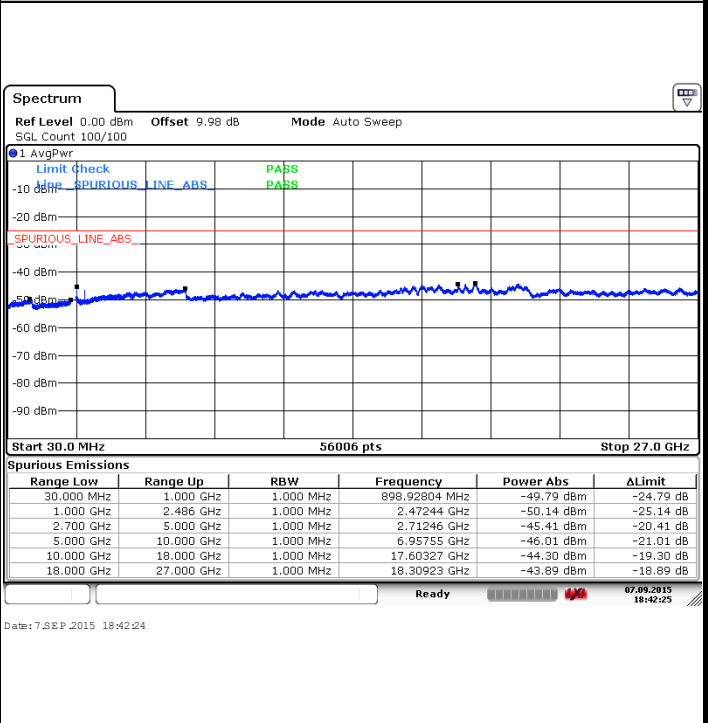


LTE Band 41 / 5MHz

Highest Channel / QPSK

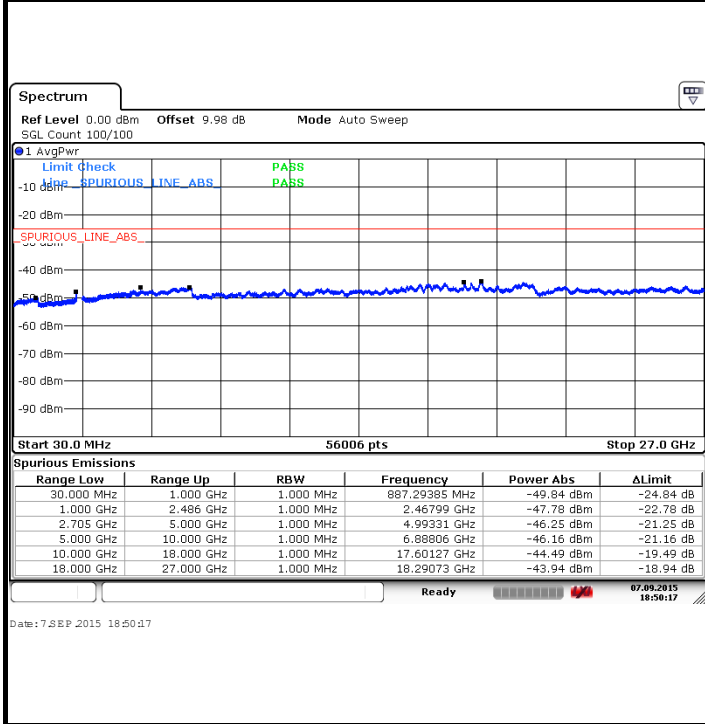


Highest Channel / 16QAM

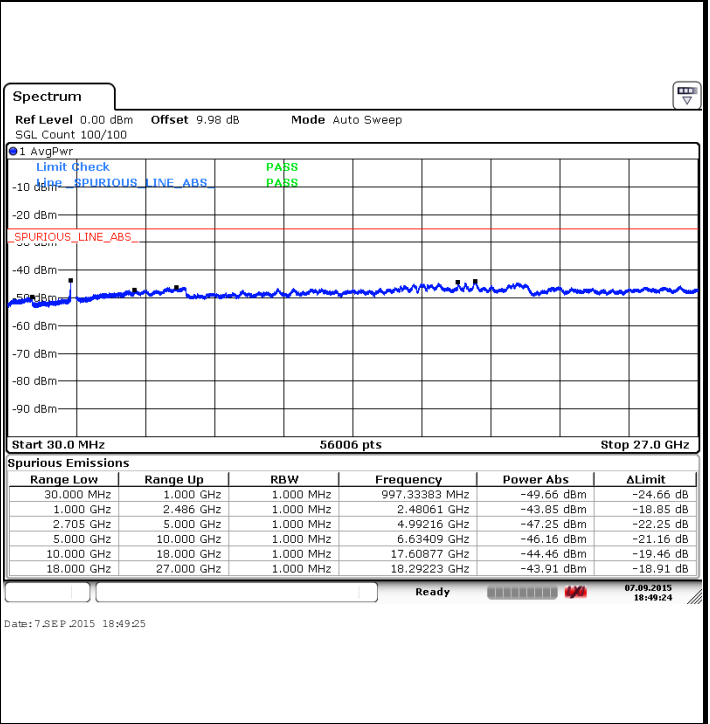


LTE Band 41 / 10MHz

Lowest Channel / QPSK



Lowest Channel / 16QAM

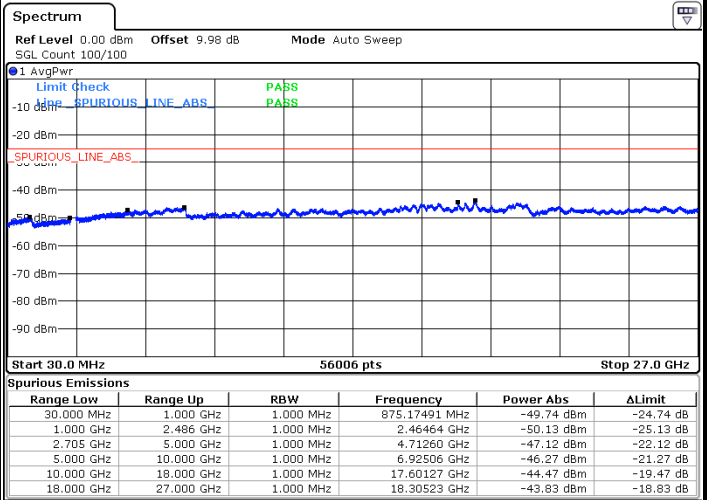
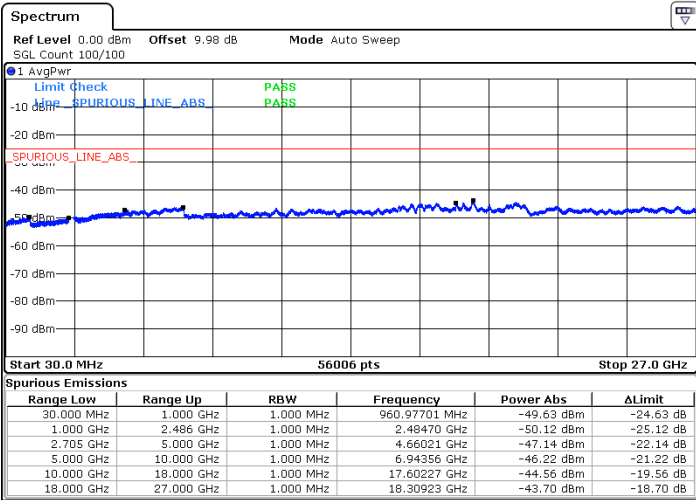




LTE Band 41 / 10MHz

Middle Channel / QPSK

Middle Channel / 16QAM



Ready 07.09.2015 18:47:33

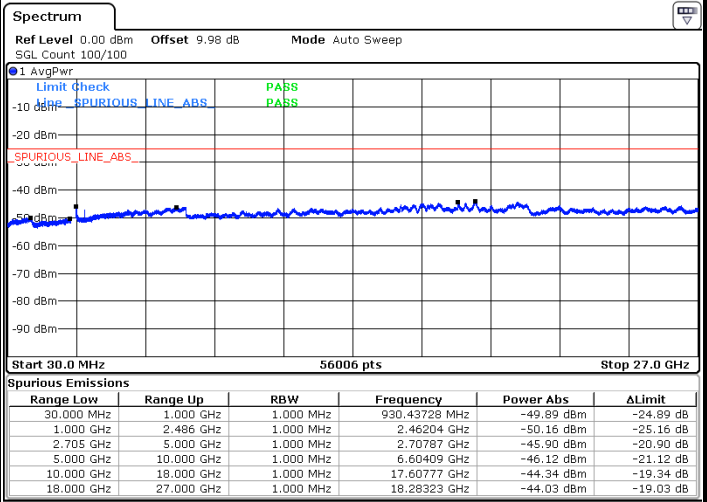
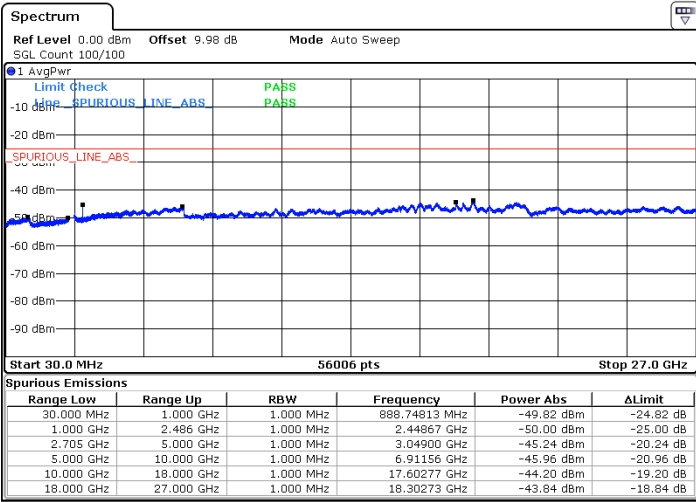
Ready 07.09.2015 18:48:27

Date: 7 SEP 2015 18:47:33

Date: 7 SEP 2015 18:48:27

Highest Channel / QPSK

Highest Channel / 16QAM



Ready 07.09.2015 18:51:20

Ready 07.09.2015 18:53:09

Date: 7 SEP 2015 18:51:20

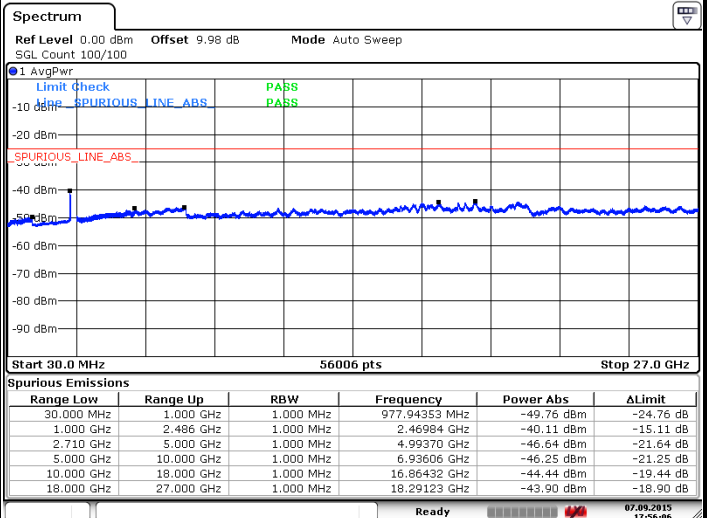
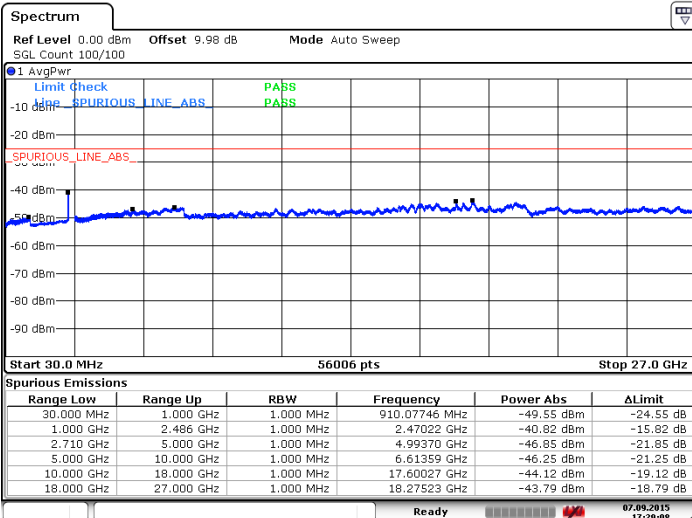
Date: 7 SEP 2015 18:53:09



LTE Band 41 / 15MHz

Lowest Channel / QPSK

Lowest Channel / 16QAM

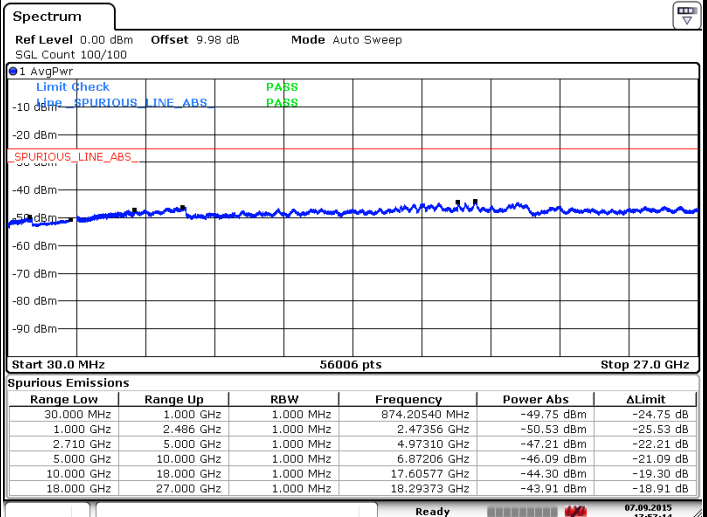
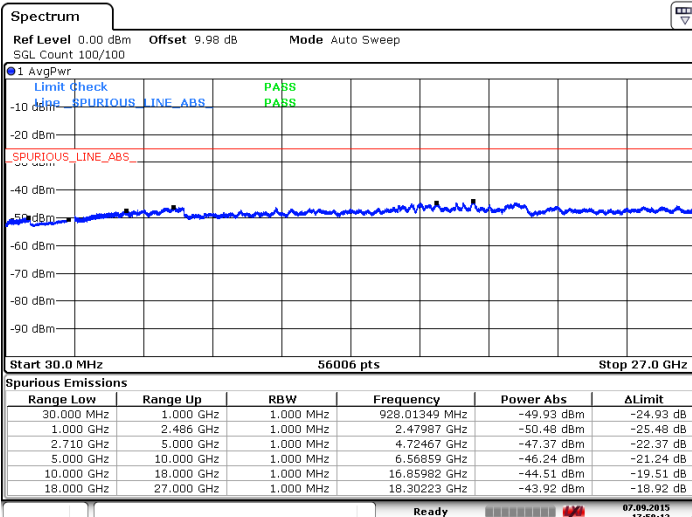


Date: 7.SEP.2015 17:29:08

Date: 7.SEP.2015 17:56:06

Middle Channel / QPSK

Middle Channel / 16QAM



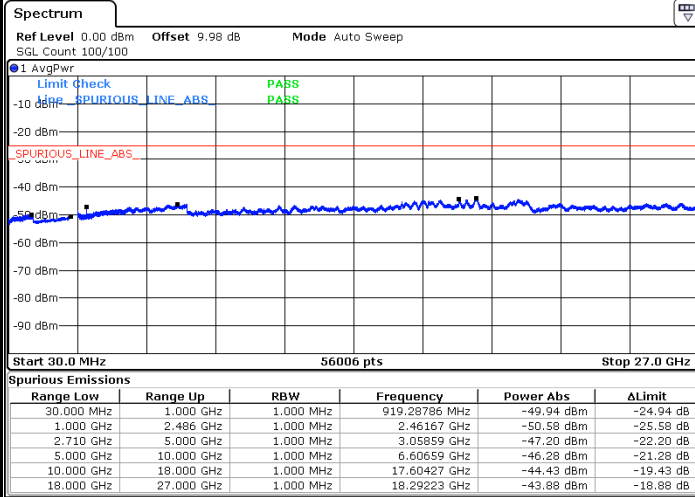
Date: 7.SEP.2015 17:58:12

Date: 7.SEP.2015 17:57:14



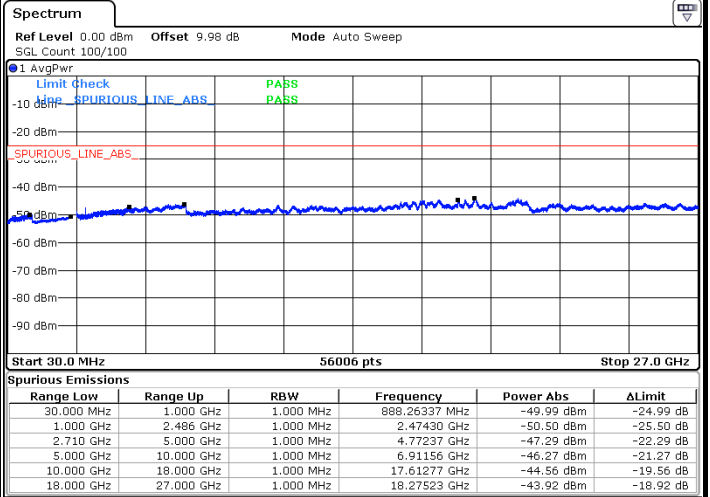
LTE Band 41 / 15MHz

Highest Channel / QPSK



Date: 7 SEP.2015 17:59:24

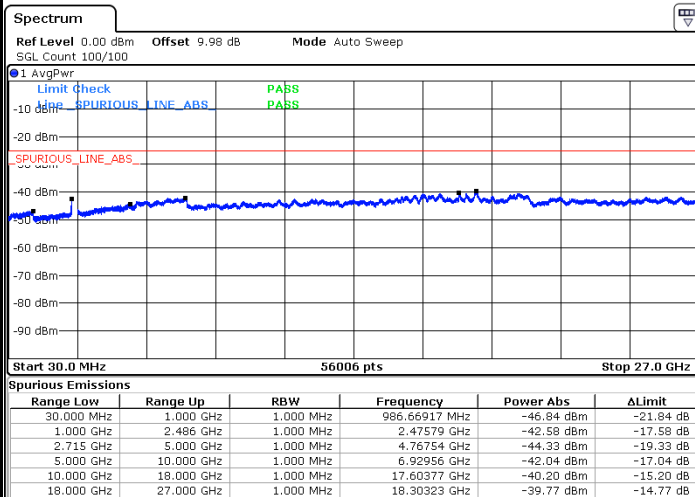
Highest Channel / 16QAM



Date: 7 SEP.2015 18:00:22

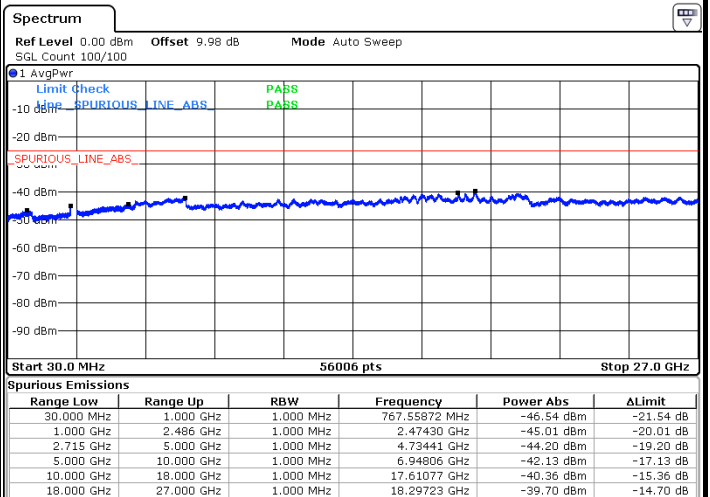
LTE Band 41 / 20MHz

Lowest Channel / QPSK



Date: 31 AUG.2015 00:23:22

Lowest Channel / 16QAM



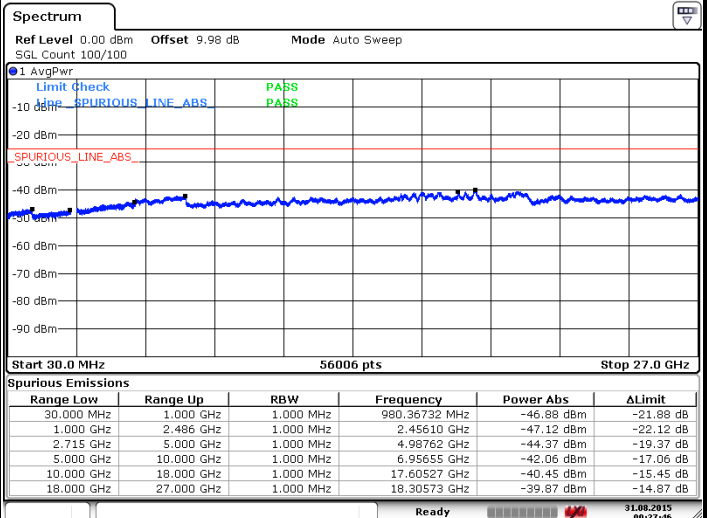
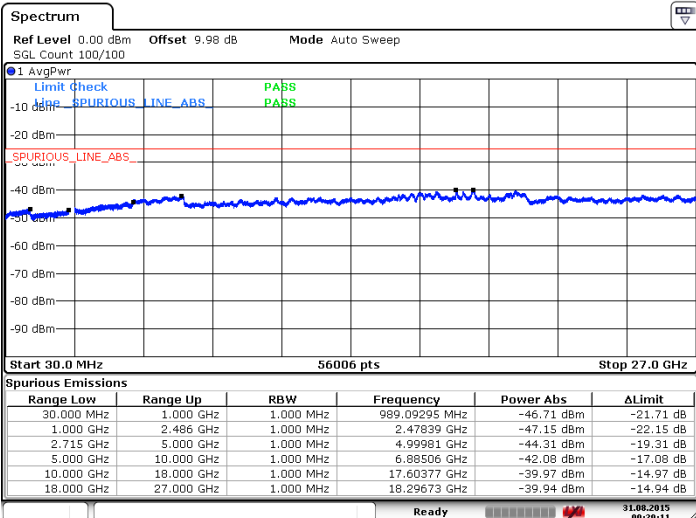
Date: 31 AUG.2015 00:25:42



LTE Band 41 / 20MHz

Middle Channel / QPSK

Middle Channel / 16QAM

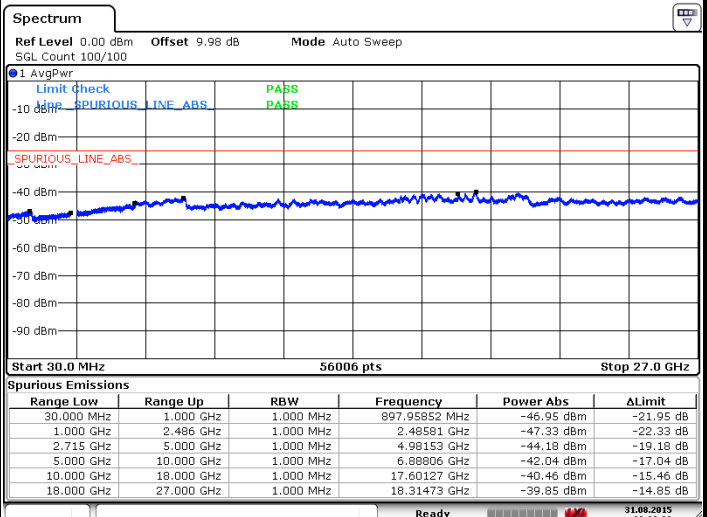
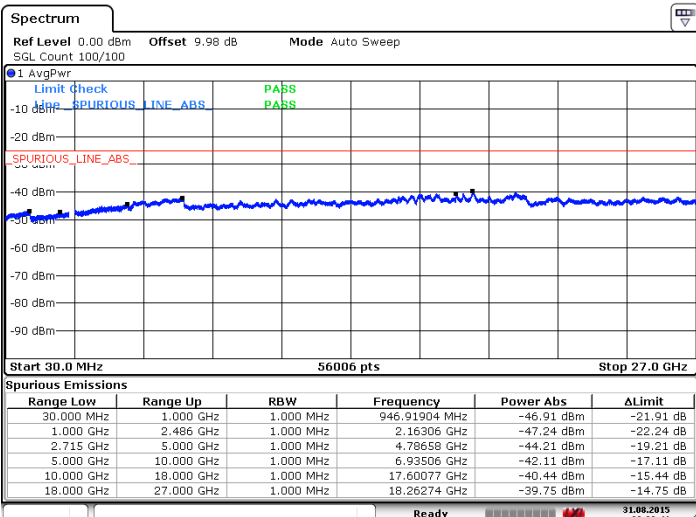


Date: 31 AUG 2015 00:29:11

Date: 31 AUG 2015 00:27:46

Highest Channel / QPSK

Highest Channel / 16QAM



Date: 31 AUG 2015 00:30:41

Date: 31 AUG 2015 00:32:09



Frequency Stability

Test Conditions		LTE Band 2 (QPSK) / Middle Channel	Limit
Temperature (°C)	Voltage (Volt)	BW 10MHz	Note 2.
		Deviation (ppm)	Result
50	Normal Voltage	0.0149	PASS
40	Normal Voltage	0.0138	
30	Normal Voltage	0.0048	
20(Ref.)	Normal Voltage	0.0000	
10	Normal Voltage	0.0112	
0	Normal Voltage	0.0106	
-10	Normal Voltage	0.0032	
-20	Normal Voltage	0.0144	
-30	Normal Voltage	0.0117	
20	Maximum Voltage	0.0160	
20	Normal Voltage	0.0059	
20	Battery End Point	0.0114	

Note:

1. Normal Voltage = 3.8V. ; Battery End Point (BEP) = 3.6V. ; Maximum Voltage =4.35V
2. Note: The frequency fundamental emissions stay within the authorized frequency block based on the frequency deviation measured is small.



Test Conditions		LTE Band 4 (QPSK) / Middle Channel	Limit
Temperature (°C)	Voltage (Volt)	BW 10MHz	Note 2.
		Deviation (ppm)	Result
50	Normal Voltage	0.0150	PASS
40	Normal Voltage	0.0110	
30	Normal Voltage	0.0098	
20(Ref.)	Normal Voltage	0.0000	
10	Normal Voltage	0.0029	
0	Normal Voltage	0.0110	
-10	Normal Voltage	0.0017	
-20	Normal Voltage	0.0046	
-30	Normal Voltage	0.0098	
20	Maximum Voltage	0.0107	
20	Normal Voltage	0.0035	
20	Battery End Point	0.0092	

Note:

1. Normal Voltage = 3.8V. ; Battery End Point (BEP) = 3.6V. ; Maximum Voltage =4.35V
2. Note: The frequency fundamental emissions stay within the authorized frequency block based on the frequency deviation measured is small.



Test Conditions		LTE Band 5 (QPSK) / Middle Channel	Limit
Temperature (°C)	Voltage (Volt)	BW 10MHz	2.5ppm
		Deviation (ppm)	Result
50	Normal Voltage	0.0048	PASS
40	Normal Voltage	0.0012	
30	Normal Voltage	0.0096	
20(Ref.)	Normal Voltage	0.0000	
10	Normal Voltage	0.0060	
0	Normal Voltage	0.0036	
-10	Normal Voltage	0.0132	
-20	Normal Voltage	0.0155	
-30	Normal Voltage	0.0108	
20	Maximum Voltage	0.0036	
20	Normal Voltage	0.0024	
20	Battery End Point	0.0000	

Note:

1. Normal Voltage = 3.8V. ; Battery End Point (BEP) = 3.6V. ; Maximum Voltage =4.35 V
2. Note: The frequency fundamental emissions stay within the authorized frequency block based on the frequency deviation measured is small.



Test Conditions		LTE Band 7 (QPSK) / Middle Channel	Limit
Temperature (°C)	Voltage (Volt)	BW 10MHz	Note 2.
		Deviation (ppm)	Result
50	Normal Voltage	0.0013	PASS
40	Normal Voltage	0.0032	
30	Normal Voltage	0.0010	
20(Ref.)	Normal Voltage	0.0000	
10	Normal Voltage	0.0034	
0	Normal Voltage	0.0035	
-10	Normal Voltage	0.0030	
-20	Normal Voltage	0.0011	
-30	Normal Voltage	0.0032	
20	Maximum Voltage	0.0017	
20	Normal Voltage	0.0028	
20	Battery End Point	0.0019	

Note:

1. Normal Voltage = 3.8V. ; Battery End Point (BEP) = 3.6V. ; Maximum Voltage =4.35 V
2. Note: The frequency fundamental emissions stay within the authorized frequency block based on the frequency deviation measured is small.



Test Conditions		LTE Band 25 (QPSK) / Middle Channel	Limit
Temperature (°C)	Voltage (Volt)	BW 10MHz	Note 2.
		Deviation (ppm)	Result
50	Normal Voltage	0.0064	PASS
40	Normal Voltage	0.0356	
30	Normal Voltage	0.0043	
20(Ref.)	Normal Voltage	0.0000	
10	Normal Voltage	0.0021	
0	Normal Voltage	0.0197	
-10	Normal Voltage	0.0287	
-20	Normal Voltage	0.0303	
-30	Normal Voltage	0.0346	
20	Maximum Voltage	0.0096	
20	Normal Voltage	0.0186	
20	Battery End Point	0.0106	

Note:

1. Normal Voltage = 3.8V. ; Battery End Point (BEP) = 3.6V. ; Maximum Voltage =4.35 V
2. Note: The frequency fundamental emissions stay within the authorized frequency block based on the frequency deviation measured is small.



Test Conditions		LTE Band 26 (QPSK) / Middle Channel	Limit
Temperature (°C)	Voltage (Volt)	BW 10MHz	Note 2.
		Deviation (ppm)	Result
50	Normal Voltage	0.0043	PASS
40	Normal Voltage	0.0120	
30	Normal Voltage	0.0012	
20(Ref.)	Normal Voltage	0.0000	
10	Normal Voltage	0.0084	
0	Normal Voltage	0.0134	
-10	Normal Voltage	0.0115	
-20	Normal Voltage	0.0045	
-30	Normal Voltage	0.0136	
20	Maximum Voltage	0.0066	
20	Normal Voltage	0.0154	
20	Battery End Point	0.0116	

Note:

1. Normal Voltage = 3.8V. ; Battery End Point (BEP) = 3.6V. ; Maximum Voltage =4.35 V
2. Note: The frequency fundamental emissions stay within the authorized frequency block based on the frequency deviation measured is small.



Test Conditions		LTE Band 41 (QPSK) / Middle Channel	Limit
Temperature (°C)	Voltage (Volt)	BW 10MHz	Note 2.
		Deviation (ppm)	Result
50	Normal Voltage	0.0220	PASS
40	Normal Voltage	0.0039	
30	Normal Voltage	0.0015	
20(Ref.)	Normal Voltage	0.0000	
10	Normal Voltage	0.0012	
0	Normal Voltage	0.0139	
-10	Normal Voltage	0.0197	
-20	Normal Voltage	0.0166	
-30	Normal Voltage	0.0066	
20	Maximum Voltage	0.0062	
20	Normal Voltage	0.0120	
20	Battery End Point	0.0123	

Note:

1. Normal Voltage = 3.8V. ; Battery End Point (BEP) = 3.6V. ; Maximum Voltage =4.35 V
2. Note: The frequency fundamental emissions stay within the authorized frequency block based on the frequency deviation measured is small.



Appendix B. Test Results of Radiated Test

ERP/EIRP



LTE Band 2 / 1.4MHz (Average)							
Channel	Modulation	RB		Horizontal		Vertical	
		Size	Offset	EIRP(dBm)	EIRP(W)	EIRP(dBm)	EIRP(W)
Lowest	QPSK	3	0	19.87	0.0971	23.20	0.2089
Middle		3	0	19.73	0.0940	24.11	0.2576
Highest		1	2	19.58	0.0908	24.77	0.2999
Lowest	16QAM	1	2	19.07	0.0807	22.38	0.1730
Middle		1	2	18.90	0.0776	23.32	0.2148
Highest		1	0	18.67	0.0736	23.87	0.2438
Limit	EIRP < 2W			Result		PASS	

LTE Band 2 / 3MHz (Average)							
Channel	Modulation	RB		Horizontal		Vertical	
		Size	Offset	EIRP(dBm)	EIRP(W)	EIRP(dBm)	EIRP(W)
Lowest	QPSK	1	0	19.78	0.0951	23.13	0.2056
Middle		1	0	19.85	0.0966	23.58	0.2280
Highest		1	14	20.00	0.1000	24.35	0.2723
Lowest	16QAM	1	0	18.96	0.0787	22.30	0.1698
Middle		1	7	19.13	0.0818	22.96	0.1977
Highest		1	0	19.19	0.0830	23.53	0.2254
Limit	EIRP < 2W			Result		PASS	

LTE Band 2 / 5MHz (Average)							
Channel	Modulation	RB		Horizontal		Vertical	
		Size	Offset	EIRP(dBm)	EIRP(W)	EIRP(dBm)	EIRP(W)
Lowest	QPSK	1	0	20.13	0.1030	22.94	0.1968
Middle		1	0	20.11	0.1026	23.80	0.2399
Highest		1	12	19.86	0.0968	24.61	0.2891
Lowest	16QAM	1	0	19.39	0.0869	22.16	0.1644
Middle		1	0	19.27	0.0845	22.94	0.1968
Highest		1	0	19.46	0.0883	23.69	0.2339
Limit	EIRP < 2W			Result		PASS	



LTE Band 2 / 10MHz (Average)							
Channel	Modulation	RB		Horizontal		Vertical	
		Size	Offset	EIRP(dBm)	EIRP(W)	EIRP(dBm)	EIRP(W)
Lowest	QPSK	1	0	19.98	0.0995	22.73	0.1875
Middle		1	0	20.07	0.1016	23.62	0.2301
Highest		1	0	20.09	0.1021	24.21	0.2636
Lowest	16QAM	1	0	19.15	0.0822	21.91	0.1552
Middle		1	0	19.16	0.0824	22.77	0.1892
Highest		1	24	19.28	0.0847	23.39	0.2183
Limit	EIRP < 2W			Result		PASS	

LTE Band 2 / 15MHz (Average)							
Channel	Modulation	RB		Horizontal		Vertical	
		Size	Offset	EIRP(dBm)	EIRP(W)	EIRP(dBm)	EIRP(W)
Lowest	QPSK	1	0	20.36	0.1086	23.22	0.2099
Middle		1	74	20.95	0.1245	24.27	0.2673
Highest		1	37	20.42	0.1102	24.52	0.2831
Lowest	16QAM	1	0	19.69	0.0931	22.38	0.1730
Middle		1	0	19.95	0.0989	23.16	0.2070
Highest		1	0	19.78	0.0951	23.92	0.2466
Limit	EIRP < 2W			Result		PASS	

LTE Band 2 / 20MHz (Average)							
Channel	Modulation	RB		Horizontal		Vertical	
		Size	Offset	EIRP(dBm)	EIRP(W)	EIRP(dBm)	EIRP(W)
Lowest	QPSK	1	49	20.16	0.1038	22.73	0.1875
Middle		1	49	19.70	0.0933	23.49	0.2234
Highest		1	49	19.59	0.0910	23.87	0.2438
Lowest	16QAM	1	0	19.24	0.0839	22.08	0.1614
Middle		1	49	19.07	0.0807	22.87	0.1936
Highest		1	0	18.80	0.0759	23.11	0.2046
Limit	EIRP < 2W			Result		PASS	



LTE Band 4 / 1.4MHz (Average)							
Channel	Modulation	RB		Horizontal		Vertical	
		Size	Offset	EIRP(dBm)	EIRP(W)	EIRP(dBm)	EIRP(W)
Lowest	QPSK	3	0	22.11	0.1626	22.90	0.1950
Middle		3	0	22.68	0.1854	23.59	0.2286
Highest		1	0	23.38	0.2178	23.62	0.2301
Lowest	16QAM	1	2	21.28	0.1343	22.08	0.1614
Middle		1	0	21.79	0.1510	22.71	0.1866
Highest		1	0	22.60	0.1820	22.83	0.1919
Limit	EIRP < 1W			Result		PASS	

LTE Band 4 / 3MHz (Average)							
Channel	Modulation	RB		Horizontal		Vertical	
		Size	Offset	EIRP(dBm)	EIRP(W)	EIRP(dBm)	EIRP(W)
Lowest	QPSK	1	0	21.92	0.1556	22.73	0.1875
Middle		1	0	22.69	0.1858	23.46	0.2218
Highest		1	0	23.28	0.2128	23.75	0.2371
Lowest	16QAM	1	7	21.35	0.1365	22.04	0.1600
Middle		1	0	21.79	0.1510	22.63	0.1832
Highest		1	0	22.47	0.1766	23.01	0.2000
Limit	EIRP < 1W			Result		PASS	

LTE Band 4 / 5MHz (Average)							
Channel	Modulation	RB		Horizontal		Vertical	
		Size	Offset	EIRP(dBm)	EIRP(W)	EIRP(dBm)	EIRP(W)
Lowest	QPSK	1	0	22.26	0.1683	23.05	0.2018
Middle		1	0	23.00	0.1995	23.66	0.2323
Highest		1	0	23.23	0.2104	23.92	0.2466
Lowest	16QAM	1	0	21.27	0.1340	22.06	0.1607
Middle		1	0	22.12	0.1629	22.83	0.1919
Highest		1	0	22.39	0.1734	23.07	0.2028
Limit	EIRP < 1W			Result		PASS	



LTE Band 4/ 10MHz (Average)							
Channel	Modulation	RB		Horizontal		Vertical	
		Size	Offset	EIRP(dBm)	EIRP(W)	EIRP(dBm)	EIRP(W)
Lowest	QPSK	1	0	22.12	0.1629	23.21	0.2094
Middle		1	0	22.97	0.1982	23.68	0.2333
Highest		1	0	23.26	0.2118	23.80	0.2399
Lowest	16QAM	1	0	21.35	0.1365	22.29	0.1694
Middle		1	0	22.15	0.1641	22.71	0.1866
Highest		1	0	22.24	0.1675	22.85	0.1928
Limit	EIRP < 1W			Result		PASS	

LTE Band 4 / 15MHz (Average)							
Channel	Modulation	RB		Horizontal		Vertical	
		Size	Offset	EIRP(dBm)	EIRP(W)	EIRP(dBm)	EIRP(W)
Lowest	QPSK	1	0	22.61	0.1824	23.52	0.2249
Middle		1	0	23.25	0.2113	24.05	0.2541
Highest		1	0	23.34	0.2158	24.29	0.2685
Lowest	16QAM	1	0	21.46	0.1400	22.69	0.1858
Middle		1	0	22.42	0.1746	23.08	0.2032
Highest		1	0	22.45	0.1758	23.41	0.2193
Limit	EIRP < 1W			Result		PASS	

LTE Band 4 / 20MHz (Average)							
Channel	Modulation	RB		Horizontal		Vertical	
		Size	Offset	EIRP(dBm)	EIRP(W)	EIRP(dBm)	EIRP(W)
Lowest	QPSK	1	0	22.12	0.1629	22.87	0.1936
Middle		1	0	22.69	0.1858	23.59	0.2286
Highest		1	0	22.75	0.1884	23.70	0.2344
Lowest	16QAM	1	0	21.24	0.1330	22.24	0.1675
Middle		1	0	22.31	0.1702	22.93	0.1963
Highest		1	0	22.16	0.1644	22.57	0.1807
Limit	EIRP < 1W			Result		PASS	



LTE Band 5 / 1.4MHz (Average)							
Channel	Modulation	RB		Horizontal		Vertical	
		Size	Offset	ERP(dBm)	ERP(W)	ERP(dBm)	ERP(W)
Lowest	QPSK	1	2	19.04	0.0802	20.65	0.1161
Middle		3	2	18.96	0.0787	20.36	0.1086
Highest		3	2	18.90	0.0776	20.06	0.1014
Lowest	16QAM	1	5	18.20	0.0661	19.85	0.0966
Middle		1	5	18.07	0.0641	19.41	0.0873
Highest		1	0	17.91	0.0618	19.17	0.0826
Limit	ERP < 7W			Result		PASS	

LTE Band 5 / 3MHz (Average)							
Channel	Modulation	RB		Horizontal		Vertical	
		Size	Offset	ERP(dBm)	ERP(W)	ERP(dBm)	ERP(W)
Lowest	QPSK	1	0	19.34	0.0859	20.77	0.1194
Middle		1	0	19.09	0.0811	20.48	0.1117
Highest		1	0	19.07	0.0807	20.09	0.1021
Lowest	16QAM	1	0	18.48	0.0705	19.89	0.0975
Middle		1	0	18.19	0.0659	19.58	0.0908
Highest		1	0	18.17	0.0656	19.20	0.0832
Limit	ERP < 7W			Result		PASS	

LTE Band 5 / 5MHz (Average)							
Channel	Modulation	RB		Horizontal		Vertical	
		Size	Offset	ERP(dBm)	ERP(W)	ERP(dBm)	ERP(W)
Lowest	QPSK	1	0	19.47	0.0885	20.90	0.1230
Middle		1	0	19.22	0.0836	20.65	0.1161
Highest		1	0	19.11	0.0815	20.40	0.1096
Lowest	16QAM	1	24	18.54	0.0714	19.73	0.0940
Middle		1	24	18.22	0.0664	19.31	0.0853
Highest		1	0	18.17	0.0656	19.46	0.0883
Limit	ERP < 7W			Result		PASS	



LTE Band 5 / 10MHz (Average)							
Channel	Modulation	RB		Horizontal		Vertical	
		Size	Offset	ERP(dBm)	ERP(W)	ERP(dBm)	ERP(W)
Lowest	QPSK	1	0	19.26	0.0843	20.72	0.1180
Middle		1	0	18.93	0.0782	20.27	0.1064
Highest		1	0	18.92	0.0780	20.09	0.1021
Lowest	16QAM	1	0	18.41	0.0693	19.86	0.0968
Middle		1	0	18.13	0.0650	19.49	0.0889
Highest		1	0	17.98	0.0628	19.08	0.0809
Limit	ERP < 7W			Result		PASS	



LTE Band 7 / 5MHz (Average)							
Channel	Modulation	RB		Horizontal		Vertical	
		Size	Offset	EIRP(dBm)	EIRP(W)	EIRP(dBm)	EIRP(W)
Lowest	QPSK	1	12	20.25	0.1059	24.12	0.2582
Middle		1	0	19.33	0.0857	23.46	0.2218
Highest		1	0	18.86	0.0769	22.99	0.1991
Lowest	16QAM	1	0	19.57	0.0906	23.55	0.2265
Middle		1	0	18.44	0.0698	22.66	0.1845
Highest		1	0	18.24	0.0667	22.34	0.1714
Limit	EIRP < 2W			Result		PASS	

LTE Band 7 / 10MHz (Average)							
Channel	Modulation	RB		Horizontal		Vertical	
		Size	Offset	EIRP(dBm)	EIRP(W)	EIRP(dBm)	EIRP(W)
Lowest	QPSK	1	24	20.07	0.1016	23.96	0.2489
Middle		1	0	19.08	0.0809	23.23	0.2104
Highest		1	0	19.02	0.0798	22.96	0.1977
Lowest	16QAM	1	0	19.38	0.0867	23.29	0.2133
Middle		1	0	18.30	0.0676	22.37	0.1726
Highest		1	0	18.23	0.0665	22.20	0.1660
Limit	EIRP < 2W			Result		PASS	



LTE Band 7 / 15MHz (Average)							
Channel	Modulation	RB		Horizontal		Vertical	
		Size	Offset	EIRP(dBm)	EIRP(W)	EIRP(dBm)	EIRP(W)
Lowest	QPSK	1	0	20.76	0.1191	24.66	0.2924
Middle		1	0	19.82	0.0959	23.87	0.2438
Highest		1	74	19.99	0.0998	23.53	0.2254
Lowest	16QAM	1	0	19.81	0.0957	23.81	0.2404
Middle		1	0	19.00	0.0794	23.08	0.2032
Highest		1	0	19.16	0.0824	22.75	0.1884
Limit	EIRP < 2W			Result		PASS	

LTE Band 7 / 20MHz (Average)							
Channel	Modulation	RB		Horizontal		Vertical	
		Size	Offset	EIRP(dBm)	EIRP(W)	EIRP(dBm)	EIRP(W)
Lowest	QPSK	1	49	19.98	0.0995	24.00	0.2512
Middle		1	49	19.27	0.0845	23.35	0.2163
Highest		1	49	19.10	0.0813	22.94	0.1968
Lowest	16QAM	1	49	19.31	0.0853	23.35	0.2163
Middle		1	49	18.40	0.0692	22.48	0.1770
Highest		1	49	18.43	0.0697	22.30	0.1698
Limit	EIRP < 2W			Result		PASS	



LTE Band 25 / 1.4MHz (Average)							
Channel	Modulation	RB		Horizontal		Vertical	
		Size	Offset	EIRP(dBm)	EIRP(W)	EIRP(dBm)	EIRP(W)
Lowest	QPSK	1	0	20.69	0.1172	22.55	0.1799
Middle		1	0	20.65	0.1161	23.47	0.2223
Highest		1	0	20.89	0.1227	24.36	0.2729
Lowest	16QAM	1	5	19.86	0.0968	21.72	0.1486
Middle		1	5	19.87	0.0971	22.72	0.1871
Highest		1	0	20.01	0.1002	23.49	0.2234
Limit	EIRP < 2W			Result		PASS	

LTE Band 25 / 3MHz (Average)							
Channel	Modulation	RB		Horizontal		Vertical	
		Size	Offset	EIRP(dBm)	EIRP(W)	EIRP(dBm)	EIRP(W)
Lowest	QPSK	1	0	20.71	0.1178	22.62	0.1828
Middle		1	0	20.66	0.1164	23.48	0.2228
Highest		1	0	20.81	0.1205	24.26	0.2667
Lowest	16QAM	1	0	19.92	0.0982	21.73	0.1489
Middle		1	0	19.83	0.0962	22.62	0.1828
Highest		1	7	20.00	0.1000	23.47	0.2223
Limit	EIRP < 2W			Result		PASS	

LTE Band 25 / 5MHz (Average)							
Channel	Modulation	RB		Horizontal		Vertical	
		Size	Offset	EIRP(dBm)	EIRP(W)	EIRP(dBm)	EIRP(W)
Lowest	QPSK	1	0	20.75	0.1189	22.81	0.1910
Middle		1	12	21.00	0.1259	23.79	0.2393
Highest		1	0	21.02	0.1265	24.43	0.2773
Lowest	16QAM	1	0	20.06	0.1014	21.91	0.1552
Middle		1	0	20.08	0.1019	22.94	0.1968
Highest		1	24	20.19	0.1045	23.63	0.2307
Limit	EIRP < 2W			Result		PASS	



LTE Band 25 / 10MHz (Average)							
Channel	Modulation	RB		Horizontal		Vertical	
		Size	Offset	EIRP(dBm)	EIRP(W)	EIRP(dBm)	EIRP(W)
Lowest	QPSK	1	0	20.59	0.1146	22.61	0.1824
Middle		1	0	20.66	0.1164	23.29	0.2133
Highest		1	0	20.56	0.1138	23.99	0.2506
Lowest	16QAM	1	0	19.97	0.0993	21.85	0.1531
Middle		1	0	19.83	0.0962	22.43	0.1750
Highest		1	49	19.91	0.0979	23.41	0.2193
Limit	EIRP < 2W			Result		PASS	

LTE Band 25 / 15MHz (Average)							
Channel	Modulation	RB		Horizontal		Vertical	
		Size	Offset	EIRP(dBm)	EIRP(W)	EIRP(dBm)	EIRP(W)
Lowest	QPSK	1	0	21.15	0.1303	22.94	0.1968
Middle		1	0	20.81	0.1205	23.47	0.2223
Highest		1	0	20.93	0.1239	24.42	0.2767
Lowest	16QAM	1	0	20.13	0.1030	22.14	0.1637
Middle		1	0	20.03	0.1007	22.79	0.1901
Highest		1	74	19.87	0.0971	23.36	0.2168
Limit	EIRP < 2W			Result		PASS	

LTE Band 25 / 20MHz (Average)							
Channel	Modulation	RB		Horizontal		Vertical	
		Size	Offset	EIRP(dBm)	EIRP(W)	EIRP(dBm)	EIRP(W)
Lowest	QPSK	1	0	20.23	0.1054	22.74	0.1879
Middle		1	0	20.45	0.1109	23.58	0.2280
Highest		1	0	19.95	0.0989	24.23	0.2649
Lowest	16QAM	1	0	19.95	0.0989	21.77	0.1503
Middle		1	0	19.78	0.0951	23.02	0.2004
Highest		1	0	20.01	0.1002	23.10	0.2042
Limit	EIRP < 2W			Result		PASS	



LTE Band 26 / 1.4MHz (Average)							
Channel	Modulation	RB		Horizontal		Vertical	
		Size	Offset	ERP(dBm)	ERP(W)	ERP(dBm)	ERP(W)
Lowest	QPSK	3	0	11.75	0.0150	11.27	0.0134
Middle		3	0	11.93	0.0156	11.34	0.0136
Highest		3	0	12.24	0.0167	11.89	0.0155
Lowest	16QAM	1	2	13.33	0.0215	12.69	0.0186
Middle		1	5	13.21	0.0210	12.81	0.0191
Highest		1	0	13.41	0.0219	12.94	0.0197
Limit	ERP < 7W			Result		PASS	

LTE Band 26 / 3MHz (Average)							
Channel	Modulation	RB		Horizontal		Vertical	
		Size	Offset	ERP(dBm)	ERP(W)	ERP(dBm)	ERP(W)
Lowest	QPSK	1	0	13.74	0.0237	13.06	0.0203
Middle		1	0	13.80	0.0240	13.17	0.0208
Highest		1	0	13.91	0.0246	13.68	0.0233
Lowest	16QAM	1	0	13.24	0.0211	12.51	0.0178
Middle		1	0	13.14	0.0206	12.60	0.0182
Highest		1	0	13.20	0.0209	12.98	0.0199
Limit	ERP < 7W			Result		PASS	

LTE Band 26 / 5MHz (Average)							
Channel	Modulation	RB		Horizontal		Vertical	
		Size	Offset	ERP(dBm)	ERP(W)	ERP(dBm)	ERP(W)
Lowest	QPSK	1	0	14.02	0.0253	13.36	0.0217
Middle		1	0	14.07	0.0255	13.48	0.0223
Highest		1	0	14.23	0.0265	13.78	0.0239
Lowest	16QAM	1	0	13.39	0.0218	12.66	0.0184
Middle		1	0	13.50	0.0224	12.74	0.0188
Highest		1	0	13.58	0.0228	13.14	0.0206
Limit	ERP < 7W			Result		PASS	



LTE Band 26 / 10MHz (Average)							
Channel	Modulation	RB		Horizontal		Vertical	
		Size	Offset	ERP(dBm)	ERP(W)	ERP(dBm)	ERP(W)
Lowest	QPSK	1	0	13.80	0.0240	13.13	0.0205
Middle		1	0	13.71	0.0235	13.02	0.0200
Highest		1	0	14.08	0.0256	13.51	0.0224
Lowest	16QAM	1	0	13.27	0.0212	12.55	0.0180
Middle		1	0	13.30	0.0214	12.56	0.0180
Highest		1	0	13.43	0.0220	12.74	0.0188
Limit	ERP < 7W			Result		PASS	

LTE Band 26 / 15MHz (Average)							
Channel	Modulation	RB		Horizontal		Vertical	
		Size	Offset	ERP(dBm)	ERP(W)	ERP(dBm)	ERP(W)
26765	QPSK	1	0	13.89	0.0245	13.47	0.0223
Lowest		1	0	14.20	0.0263	13.58	0.0228
Middle		1	0	14.24	0.0265	13.65	0.0232
Highest		1	0	14.24	0.0265	13.81	0.0240
26765	16QAM	1	0	13.38	0.0218	12.87	0.0194
Lowest		1	0	13.58	0.0228	13.24	0.0211
Middle		1	0	13.69	0.0234	13.53	0.0225
Highest		1	0	13.83	0.0242	12.70	0.0186
Limit	ERP < 7W			Result		PASS	



LTE Band 41 / 5MHz (Average)							
Channel	Modulation	RB		Horizontal		Vertical	
		Size	Offset	EIRP(dBm)	EIRP(W)	EIRP(dBm)	EIRP(W)
Lowest	QPSK	1	0	20.21	0.1050	24.26	0.2667
Middle		1	0	19.13	0.0818	22.71	0.1866
Highest		1	12	18.39	0.0690	21.98	0.1578
Lowest	16QAM	1	0	19.23	0.0838	23.30	0.2138
Middle		1	0	18.01	0.0632	22.01	0.1589
Highest		1	0	17.63	0.0579	21.23	0.1327
Limit	EIRP < 2W			Result		PASS	

LTE Band 41 / 10MHz (Average)							
Channel	Modulation	RB		Horizontal		Vertical	
		Size	Offset	EIRP(dBm)	EIRP(W)	EIRP(dBm)	EIRP(W)
Lowest	QPSK	1	0	20.10	0.1023	24.15	0.2600
Middle		1	0	19.00	0.0794	22.61	0.1824
Highest		1	0	18.46	0.0701	21.87	0.1538
Lowest	16QAM	1	0	19.02	0.0798	23.11	0.2046
Middle		1	0	18.24	0.0667	21.87	0.1538
Highest		1	0	17.40	0.0550	20.81	0.1205
Limit	EIRP < 2W			Result		PASS	



LTE Band 41 / 15MHz (Average)							
Channel	Modulation	RB		Horizontal		Vertical	
		Size	Offset	EIRP(dBm)	EIRP(W)	EIRP(dBm)	EIRP(W)
Lowest	QPSK	1	0	20.41	0.1099	24.44	0.2780
Middle		1	0	19.52	0.0895	23.15	0.2065
Highest		1	74	18.87	0.0771	22.30	0.1698
Lowest	16QAM	1	0	19.71	0.0935	23.78	0.2388
Middle		1	0	18.45	0.0700	22.05	0.1603
Highest		1	0	17.86	0.0611	21.28	0.1343
Limit	EIRP < 2W			Result		PASS	

LTE Band 41 / 20MHz (Average)							
Channel	Modulation	RB		Horizontal		Vertical	
		Size	Offset	EIRP(dBm)	EIRP(W)	EIRP(dBm)	EIRP(W)
Lowest	QPSK	1	0	19.66	0.0925	23.77	0.2382
Middle		1	0	18.83	0.0764	22.31	0.1702
Highest		1	0	18.37	0.0687	21.74	0.1493
Lowest	16QAM	1	0	18.95	0.0785	23.13	0.2056
Middle		1	0	17.96	0.0625	21.43	0.1390
Highest		1	0	17.06	0.0508	20.46	0.1112
Limit	EIRP < 2W			Result		PASS	



Radiated Spurious Emission



LTE Band 2 / 1.4MHz / QPSK / RB Size 1 Offset 0									
Channel	Frequency (MHz)	EIRP (dBm)	Limit (dBm)	Over Limit (dB)	SPA Reading (dBm)	S.G. Power (dBm)	TX Cable loss (dB)	TX Antenna Gain (dBi)	Polarization (H/V)
Middle	3758.74	-53.17	-13	-40.17	-64.42	-64.90	0.87	12.60	H
	5638.11	-51.88	-13	-38.88	-67.76	-63.91	1.07	13.10	H
	7517.48	-51.48	-13	-38.48	-69.80	-61.09	1.69	11.30	H
	3758.74	-52.23	-13	-39.23	-64.7	-63.96	0.87	12.60	V
	5638.11	-47.95	-13	-34.95	-64.27	-59.98	1.07	13.10	V
	7517.48	-52.21	-13	-39.21	-70.43	-61.82	1.69	11.30	V

Remark: Spurious emissions within 30-1000MHz were found more than 20dB below limit line.

LTE Band 2 / 3MHz / QPSK / RB Size 1 Offset 0									
Channel	Frequency (MHz)	EIRP (dBm)	Limit (dBm)	Over Limit (dB)	SPA Reading (dBm)	S.G. Power (dBm)	TX Cable loss (dB)	TX Antenna Gain (dBi)	Polarization (H/V)
Middle	3756	-48.57	-13	-35.57	-59.82	-60.30	0.87	12.60	H
	5635.95	-45.96	-13	-32.96	-61.84	-57.99	1.07	13.10	H
	7516	-48.85	-13	-35.85	-67.17	-58.46	1.69	11.30	H
	3756	-48.81	-13	-35.81	-61.28	-60.54	0.87	12.60	V
	5635.95	-44.47	-13	-31.47	-60.79	-56.50	1.07	13.10	V
	7516	-47.99	-13	-34.99	-66.21	-57.60	1.69	11.30	V

Remark: Spurious emissions within 30-1000MHz were found more than 20dB below limit line.



LTE Band 2 / 5MHz / QPSK / RB Size 1 Offset 0									
Channel	Frequency (MHz)	EIRP (dBm)	Limit (dBm)	Over Limit (dB)	SPA Reading (dBm)	S.G. Power (dBm)	TX Cable loss (dB)	TX Antenna Gain (dBi)	Polarization (H/V)
Middle	3755.5	-47.62	-13	-34.62	-58.87	-59.35	0.87	12.60	H
	5633.25	-48.09	-13	-35.09	-63.97	-60.12	1.07	13.10	H
	7511	-48.90	-13	-35.90	-67.22	-58.51	1.69	11.30	H
	3755.5	-45.82	-13	-32.82	-58.29	-57.55	0.87	12.60	V
	5633.25	-44.97	-13	-31.97	-61.29	-57.00	1.07	13.10	V
	7511	-48.85	-13	-35.85	-67.07	-58.46	1.69	11.30	V

Remark: Spurious emissions within 30-1000MHz were found more than 20dB below limit line.

LTE Band 2 / 10MHz / QPSK / RB Size 1 Offset 0									
Channel	Frequency (MHz)	EIRP (dBm)	Limit (dBm)	Over Limit (dB)	SPA Reading (dBm)	S.G. Power (dBm)	TX Cable loss (dB)	TX Antenna Gain (dBi)	Polarization (H/V)
Middle	3751	-47.90	-13	-34.90	-59.15	-59.63	0.87	12.60	H
	5626.5	-50.33	-13	-37.33	-66.21	-62.36	1.07	13.10	H
	7504	-48.68	-13	-35.68	-67.00	-58.29	1.69	11.30	H
	3752	-47.61	-13	-34.61	-60.08	-59.34	0.87	12.60	V
	5626.5	-45.79	-13	-32.79	-62.11	-57.82	1.07	13.10	V
	7504	-49.24	-13	-36.24	-67.46	-58.85	1.69	11.30	V

Remark: Spurious emissions within 30-1000MHz were found more than 20dB below limit line.



LTE Band 2 / 15MHz / QPSK / RB Size 1 Offset 0									
Channel	Frequency (MHz)	EIRP (dBm)	Limit (dBm)	Over Limit (dB)	SPA Reading (dBm)	S.G. Power (dBm)	TX Cable loss (dB)	TX Antenna Gain (dBi)	Polarization (H/V)
Middle	3746.5	-48.95	-13	-35.95	-60.20	-60.68	0.87	12.60	H
	5620	-49.49	-13	-36.49	-65.37	-61.52	1.07	13.10	H
	7492	-49.40	-13	-36.40	-67.72	-59.01	1.69	11.30	H
	3746.5	-47.65	-13	-34.65	-60.12	-59.38	0.87	12.60	V
	5620	-48.02	-13	-35.02	-64.34	-60.05	1.07	13.10	V
	7492	-49.17	-13	-36.17	-67.39	-58.78	1.69	11.30	V

Remark: Spurious emissions within 30-1000MHz were found more than 20dB below limit line.

LTE Band 2 / 20MHz / QPSK / RB Size 1 Offset 0									
Channel	Frequency (MHz)	EIRP (dBm)	Limit (dBm)	Over Limit (dB)	SPA Reading (dBm)	S.G. Power (dBm)	TX Cable loss (dB)	TX Antenna Gain (dBi)	Polarization (H/V)
Middle	3742	-50.89	-13	-37.89	-62.14	-62.62	0.87	12.60	H
	5613	-51.37	-13	-38.37	-67.25	-63.40	1.07	13.10	H
	7484	-49.80	-13	-36.80	-68.12	-59.41	1.69	11.30	H
	3744	-49.72	-13	-36.72	-62.19	-61.45	0.87	12.60	V
	5613	-49.05	-13	-36.05	-65.37	-61.08	1.07	13.10	V
	7484	-50.01	-13	-37.01	-68.23	-59.62	1.69	11.30	V

Remark: Spurious emissions within 30-1000MHz were found more than 20dB below limit line.



LTE Band 4 / 1.4MHz / QPSK / RB Size 1 Offset 0									
Channel	Frequency (MHz)	EIRP (dBm)	Limit (dBm)	Over Limit (dB)	SPA Reading (dBm)	S.G. Power (dBm)	TX Cable loss (dB)	TX Antenna Gain (dBi)	Polarization (H/V)
Middle	3465	-40.95	-13	-27.95	-52.75	-52.70	0.85	12.60	H
	5197.5	-40.16	-13	-27.16	-56.03	-51.91	0.95	12.70	H
	6930	-53.19	-13	-40.19	-69.82	-63.71	1.18	11.70	H
	3465	-42.50	-13	-29.50	-53.65	-54.25	0.85	12.60	V
	5197.5	-41.87	-13	-28.87	-57.07	-53.62	0.95	12.70	V
	6930	-52.64	-13	-39.64	-69.82	-63.16	1.18	11.70	V

Remark: Spurious emissions within 30-1000MHz were found more than 20dB below limit line.

LTE Band 4 / 3MHz / QPSK / RB Size 1 Offset 0									
Channel	Frequency (MHz)	EIRP (dBm)	Limit (dBm)	Over Limit (dB)	SPA Reading (dBm)	S.G. Power (dBm)	TX Cable loss (dB)	TX Antenna Gain (dBi)	Polarization (H/V)
Middle	3462.3	-40.03	-13	-27.03	-51.83	-51.78	0.85	12.60	H
	5193.45	-52.66	-13	-39.66	-68.53	-64.41	0.95	12.70	H
	6924.6	-52.57	-13	-39.57	-69.20	-63.09	1.18	11.70	H
	3462.3	-45.16	-13	-32.16	-55.29	-56.91	0.85	12.60	V
	5193.45	-55.88	-13	-42.88	-68.48	-67.63	0.95	12.70	V
	6924.6	-52.94	-13	-39.94	-70.12	-63.46	1.18	11.70	V

Remark: Spurious emissions within 30-1000MHz were found more than 20dB below limit line.



LTE Band 4 / 5MHz / QPSK / RB Size 1 Offset 0									
Channel	Frequency (MHz)	EIRP (dBm)	Limit (dBm)	Over Limit (dB)	SPA Reading (dBm)	S.G. Power (dBm)	TX Cable loss (dB)	TX Antenna Gain (dBi)	Polarization (H/V)
Middle	3460.68	-39.74	-13	-26.74	-51.58	-51.49	0.85	12.60	H
	5191.02	-53.27	-13	-40.27	-69.14	-65.02	0.95	12.70	H
	6921.36	-53.54	-13	-40.54	-70.17	-64.06	1.18	11.70	H
	3460.68	-45.25	-13	-32.25	-55.39	-57.00	0.85	12.60	V
	5191.02	-56.21	-13	-43.21	-68.81	-67.96	0.95	12.70	V
	6921.36	-52.59	-13	-39.59	-69.77	-63.11	1.18	11.70	V

Remark: Spurious emissions within 30-1000MHz were found more than 20dB below limit line.

LTE Band 4 / 10MHz / QPSK / RB Size 1 Offset 0									
Channel	Frequency (MHz)	EIRP (dBm)	Limit (dBm)	Over Limit (dB)	SPA Reading (dBm)	S.G. Power (dBm)	TX Cable loss (dB)	TX Antenna Gain (dBi)	Polarization (H/V)
Middle	3456.18	-39.74	-13	-26.74	-51.58	-51.49	0.85	12.60	H
	5184.27	-52.35	-13	-39.35	-68.22	-64.10	0.95	12.70	H
	6912.36	-52.79	-13	-39.79	-69.42	-63.31	1.18	11.70	H
	3456.18	-42.99	-13	-29.99	-54.04	-54.74	0.85	12.60	V
	5184.27	-55.77	-13	-42.77	-68.37	-67.52	0.95	12.70	V
	6912.36	-53.22	-13	-40.22	-70.4	-63.74	1.18	11.70	V

Remark: Spurious emissions within 30-1000MHz were found more than 20dB below limit line.



LTE Band 4 / 15MHz / QPSK / RB Size 1 Offset 0									
Channel	Frequency (MHz)	EIRP (dBm)	Limit (dBm)	Over Limit (dB)	SPA Reading (dBm)	S.G. Power (dBm)	TX Cable loss (dB)	TX Antenna Gain (dBi)	Polarization (H/V)
Middle	3451.68	-39.08	-13	-26.08	-51.02	-50.83	0.85	12.60	H
	5177.52	-51.42	-13	-38.42	-67.29	-63.17	0.95	12.70	H
	6903.36	-52.87	-13	-39.87	-69.50	-63.44	1.13	11.70	H
	3451.68	-42.86	-13	-29.86	-53.94	-54.61	0.85	12.6	V
	5177.52	-54.70	-13	-41.70	-67.3	-66.45	0.95	12.7	V
	6903.36	-52.48	-13	-39.48	-69.66	-63.00	1.18	11.7	V

Remark: Spurious emissions within 30-1000MHz were found more than 20dB below limit line.

LTE Band 4 / 20MHz / QPSK / RB Size 1 Offset 0									
Channel	Frequency (MHz)	EIRP (dBm)	Limit (dBm)	Over Limit (dB)	SPA Reading (dBm)	S.G. Power (dBm)	TX Cable loss (dB)	TX Antenna Gain (dBi)	Polarization (H/V)
Middle	3447.18	-36.55	-13	-23.55	-48.86	-48.30	0.85	12.60	H
	5170.77	-52.74	-13	-39.74	-68.61	-64.49	0.95	12.70	H
	6894.36	-47.26	-13	-34.26	-63.89	-57.78	1.18	11.70	H
	3447.18	-41.44	-13	-28.44	-52.86	-53.23	0.81	12.60	V
	5170.77	-54.04	-13	-41.04	-66.64	-65.79	0.95	12.70	V
	6894.36	-50.19	-13	-37.19	-67.37	-60.71	1.18	11.70	V

Remark: Spurious emissions within 30-1000MHz were found more than 20dB below limit line.



LTE Band 5 / 1.4MHz / QPSK / RB Size 1 Offset 0									
Channel	Frequency (MHz)	ERP (dBm)	Limit (dBm)	Over Limit (dB)	SPA Reading (dBm)	S.G. Power (dBm)	TX Cable loss (dB)	TX Antenna Gain (dBi)	Polarization (H/V)
Middle	1671.92	-63.12	-13	-50.12	-64.73	-69.81	0.56	9.40	H
	2507.88	-62.42	-13	-49.42	-66.32	-70.12	0.75	10.60	H
	3343.84	-58.30	-13	-45.30	-67.60	-67.90	0.85	12.60	H
	1671.92	-62.45	-13	-49.45	-64.90	-69.14	0.56	9.40	V
	2507.88	-61.18	-13	-48.18	-65.56	-68.88	0.75	10.60	V
	3343.84	-60.63	-13	-47.63	-67.49	-70.23	0.85	12.60	V

Remark: Spurious emissions within 30-1000MHz were found more than 20dB below limit line.

LTE Band 5 / 3MHz / QPSK / RB Size 1 Offset 0									
Channel	Frequency (MHz)	ERP (dBm)	Limit (dBm)	Over Limit (dB)	SPA Reading (dBm)	S.G. Power (dBm)	TX Cable loss (dB)	TX Antenna Gain (dBi)	Polarization (H/V)
Middle	1670.48	-63.56	-13	-50.56	-65.17	-70.25	0.56	9.40	H
	2505.72	-62.23	-13	-49.23	-66.13	-69.93	0.75	10.60	H
	3340.96	-58.42	-13	-45.42	-67.72	-68.02	0.85	12.60	H
	1670.48	-62.41	-13	-49.41	-64.86	-69.10	0.56	9.40	V
	2505.72	-62.15	-13	-49.15	-66.53	-69.85	0.75	10.60	V
	3340.96	-60.75	-13	-47.75	-67.61	-70.35	0.85	12.60	V

Remark: Spurious emissions within 30-1000MHz were found more than 20dB below limit line.



LTE Band 5 / 5MHz / QPSK / RB Size 1 Offset 0									
Channel	Frequency (MHz)	ERP (dBm)	Limit (dBm)	Over Limit (dB)	SPA Reading (dBm)	S.G. Power (dBm)	TX Cable loss (dB)	TX Antenna Gain (dBi)	Polarization (H/V)
Middle	1668.68	-63.07	-13	-50.07	-64.68	-69.76	0.56	9.40	H
	2503.02	-62.41	-13	-49.41	-66.31	-70.11	0.75	10.60	H
	3337.36	-58.51	-13	-45.51	-67.81	-68.11	0.85	12.60	H
	1668.68	-62.40	-13	-49.40	-64.85	-69.09	0.56	9.40	V
	2503.02	-61.40	-13	-48.40	-65.78	-69.10	0.75	10.60	V
	3337.36	-61.24	-13	-48.24	-68.10	-70.84	0.85	12.60	V

Remark: Spurious emissions within 30-1000MHz were found more than 20dB below limit line.

LTE Band 5 / 10MHz / QPSK / RB Size 1 Offset 0									
Channel	Frequency (MHz)	ERP (dBm)	Limit (dBm)	Over Limit (dB)	SPA Reading (dBm)	S.G. Power (dBm)	TX Cable loss (dB)	TX Antenna Gain (dBi)	Polarization (H/V)
Middle	1664.18	-62.94	-13	-49.94	-64.55	-69.63	0.56	9.40	H
	2496.27	-61.46	-13	-48.46	-65.36	-69.16	0.75	10.60	H
	3328.36	-58.13	-13	-45.13	-67.43	-67.73	0.85	12.60	H
	1664.18	-62.44	-13	-49.44	-64.89	-69.13	0.56	9.40	V
	2496.27	-61.88	-13	-48.88	-66.26	-69.58	0.75	10.60	V
	3328.36	-60.37	-13	-47.37	-67.23	-69.97	0.85	12.60	V

Remark: Spurious emissions within 30-1000MHz were found more than 20dB below limit line.



LTE Band 7 / 5MHz / QPSK / RB Size 1 Offset 0									
Channel	Frequency (MHz)	ERP (dBm)	Limit (dBm)	Over Limit (dB)	SPA Reading (dBm)	S.G. Power (dBm)	TX Cable loss (dB)	TX Antenna Gain (dBi)	Polarization (H/V)
Middle	5065.68	-54.84	-25	-29.84	-69.72	-66.59	0.95	12.70	H
	7598.52	-48.82	-25	-23.82	-69.91	-59.34	1.18	11.70	H
	10131.36	-46.34	-25	-21.34	-71.52	-56.99	1.45	12.10	H
	5065.68	-54.19	-25	-29.19	-69.32	-65.9356	0.95	12.70	V
	7598.52	-48.66	-25	-23.66	-69.41	-58.8956	1.46	11.70	V
	10131.36	-48.07	-25	-23.07	-70.93	-58.8556	1.31	12.10	V

Remark: Spurious emissions within 30-1000MHz were found more than 20dB below limit line.

LTE Band 7 / 10MHz / QPSK / RB Size 1 Offset 0									
Channel	Frequency (MHz)	EIRP (dBm)	Limit (dBm)	Over Limit (dB)	SPA Reading (dBm)	S.G. Power (dBm)	TX Cable loss (dB)	TX Antenna Gain (dBi)	Polarization (H/V)
Middle	5061.18	-52.05	-25	-27.05	-66.93	-63.80	0.95	12.70	H
	7591.77	-44.22	-25	-19.22	-65.31	-54.74	1.18	11.70	H
	10122.36	-45.65	-25	-20.65	-70.83	-56.30	1.45	12.10	H
	5061.18	-53.23	-25	-28.23	-68.36	-64.9756	0.95	12.70	V
	7591.77	-45.25	-25	-20.25	-66	-55.4856	1.46	11.70	V
	10122.36	-48.49	-25	-23.49	-71.35	-59.2756	1.31	12.10	V

Remark: Spurious emissions within 30-1000MHz were found more than 20dB below limit line.



LTE Band 7 / 15MHz / QPSK / RB Size 1 Offset 0									
Channel	Frequency (MHz)	EIRP (dBm)	Limit (dBm)	Over Limit (dB)	SPA Reading (dBm)	S.G. Power (dBm)	TX Cable loss (dB)	TX Antenna Gain (dBi)	Polarization (H/V)
Middle	5056.68	-54.34	-25	-29.34	-69.22	-66.09	0.95	12.70	H
	7585.02	-48.21	-25	-23.21	-69.30	-58.73	1.18	11.70	H
	10113.00	-45.91	-25	-20.91	-71.09	-56.56	1.45	12.10	H
	5056.68	-54.91	-25	-29.91	-70.04	-66.6556	0.95	12.70	V
	7585.02	-48.71	-25	-23.71	-69.46	-58.9456	1.46	11.70	V
	10113	-48.56	-25	-23.56	-71.42	-59.3456	1.31	12.10	V

Remark: Spurious emissions within 30-1000MHz were found more than 20dB below limit line.

LTE Band 7 / 20MHz / QPSK / RB Size 1 Offset 0									
Channel	Frequency (MHz)	EIRP (dBm)	Limit (dBm)	Over Limit (dB)	SPA Reading (dBm)	S.G. Power (dBm)	TX Cable loss (dB)	TX Antenna Gain (dBi)	Polarization (H/V)
Middle	5052.18	-54.97	-25	-29.97	-69.85	-66.72	0.95	12.70	H
	7578.27	-48.08	-25	-23.08	-69.17	-58.60	1.18	11.70	H
	10104.36	-45.35	-25	-20.35	-70.53	-56.00	1.45	12.10	H
	5052.18	-54.60	-25	-29.60	-69.73	-66.3456	0.95	12.70	V
	7578.27	-48.41	-25	-23.41	-69.16	-58.6456	1.46	11.70	V
	10104.36	-48.14	-25	-23.14	-71	-58.9256	1.31	12.10	V

Remark: Spurious emissions within 30-1000MHz were found more than 20dB below limit line.



LTE Band 25 / 1.4MHz / QPSK / RB Size 1 Offset 0									
Channel	Frequency (MHz)	EIRP (dBm)	Limit (dBm)	Over Limit (dB)	SPA Reading (dBm)	S.G. Power (dBm)	TX Cable loss (dB)	TX Antenna Gain (dBi)	Polarization (H/V)
Middle	3758.74	-48.57	-13	-35.57	-59.82	-60.30	0.87	12.60	H
	5638.11	-43.01	-13	-30.01	-58.89	-55.04	1.07	13.10	H
	7517.48	-49.29	-13	-36.29	-67.61	-58.90	1.69	11.30	H
	3758.74	-48.30	-13	-35.30	-60.77	-60.03	0.87	12.60	V
	5638.11	-37.27	-13	-24.27	-54.16	-49.30	1.07	13.10	V
	7517.48	-47.39	-13	-34.39	-65.61	-57.00	1.69	11.30	V

Remark: Spurious emissions within 30-1000MHz were found more than 20dB below limit line.

LTE Band 25 / 3MHz / QPSK / RB Size 1 Offset 0									
Channel	Frequency (MHz)	EIRP (dBm)	Limit (dBm)	Over Limit (dB)	SPA Reading (dBm)	S.G. Power (dBm)	TX Cable loss (dB)	TX Antenna Gain (dBi)	Polarization (H/V)
Middle	3757.3	-51.22	-13	-38.22	-62.47	-62.95	0.87	12.60	H
	5635.95	-43.29	-13	-30.29	-59.17	-55.32	1.07	13.10	H
	7514.6	-49.43	-13	-36.43	-67.75	-59.04	1.69	11.30	H
	3757.3	-50.14	-13	-37.14	-62.61	-61.87	0.87	12.60	V
	5635.95	-42.69	-13	-29.69	-59.01	-54.72	1.07	13.10	V
	7514.6	-49.34	-13	-36.34	-67.56	-58.95	1.69	11.30	V

Remark: Spurious emissions within 30-1000MHz were found more than 20dB below limit line.



LTE Band 25 / 5MHz / QPSK / RB Size 1 Offset 0									
Channel	Frequency (MHz)	EIRP (dBm)	Limit (dBm)	Over Limit (dB)	SPA Reading (dBm)	S.G. Power (dBm)	TX Cable loss (dB)	TX Antenna Gain (dBi)	Polarization (H/V)
Middle	3755.5	-49.64	-13	-36.64	-60.89	-61.37	0.87	12.60	H
	5633.25	-43.86	-13	-30.86	-59.74	-55.89	1.07	13.10	H
	7511	-48.19	-13	-35.19	-66.51	-57.80	1.69	11.30	H
	3755.5	-47.90	-13	-34.90	-60.37	-59.63	0.87	12.60	V
	5633.25	-40.10	-13	-27.10	-56.42	-52.13	1.07	13.10	V
	7511	-47.65	-13	-34.65	-65.87	-57.26	1.69	11.30	V

Remark: Spurious emissions within 30-1000MHz were found more than 20dB below limit line.

LTE Band 25 / 10MHz / QPSK / RB Size 1 Offset 0									
Channel	Frequency (MHz)	EIRP (dBm)	Limit (dBm)	Over Limit (dB)	SPA Reading (dBm)	S.G. Power (dBm)	TX Cable loss (dB)	TX Antenna Gain (dBi)	Polarization (H/V)
Middle	3751	-50.01	-13	-37.01	-61.26	-61.74	0.87	12.60	H
	5626.5	-43.01	-13	-30.01	-58.89	-55.04	1.07	13.10	H
	7502	-47.62	-13	-34.62	-65.94	-57.23	1.69	11.30	H
	3751	-51.00	-13	-38.00	-63.47	-62.73	0.87	12.60	V
	5626.5	-40.85	-13	-27.85	-57.17	-52.88	1.07	13.10	V
	7502	-49.70	-13	-36.70	-67.92	-59.31	1.69	11.30	V

Remark: Spurious emissions within 30-1000MHz were found more than 20dB below limit line.



LTE Band 25 / 15MHz / QPSK / RB Size 1 Offset 0									
Channel	Frequency (MHz)	EIRP (dBm)	Limit (dBm)	Over Limit (dB)	SPA Reading (dBm)	S.G. Power (dBm)	TX Cable loss (dB)	TX Antenna Gain (dBi)	Polarization (H/V)
Middle	3746.5	-50.10	-13	-37.10	-61.35	-61.83	0.87	12.60	H
	5619.75	-42.94	-13	-29.94	-58.82	-54.97	1.07	13.10	H
	7493	-50.08	-13	-37.08	-68.40	-59.69	1.69	11.30	H
	3746.5	-49.26	-13	-36.26	-61.73	-60.99	0.87	12.60	V
	5619.75	-40.69	-13	-27.69	-57.01	-52.72	1.07	13.10	V
	7493	-49.14	-13	-36.14	-67.36	-58.75	1.69	11.30	V

Remark: Spurious emissions within 30-1000MHz were found more than 20dB below limit line.

LTE Band 25 / 20MHz / QPSK / RB Size 1 Offset 0									
Channel	Frequency (MHz)	EIRP (dBm)	Limit (dBm)	Over Limit (dB)	SPA Reading (dBm)	S.G. Power (dBm)	TX Cable loss (dB)	TX Antenna Gain (dBi)	Polarization (H/V)
Middle	3742	-48.61	-13	-35.61	-59.86	-60.34	0.87	12.60	H
	5613	-45.29	-13	-32.29	-61.17	-57.32	1.07	13.10	H
	7484	-49.76	-13	-36.76	-68.08	-59.37	1.69	11.30	H
	3742	-49.36	-13	-36.36	-61.83	-61.09	0.87	12.60	V
	5613	-39.94	-13	-26.94	-56.27	-51.97	1.07	13.10	V
	7484	-50.58	-13	-37.58	-68.8	-60.19	1.69	11.30	V

Remark: Spurious emissions within 30-1000MHz were found more than 20dB below limit line.



LTE Band 26 / 1.4MHz / QPSK / RB Size 1 Offset 0									
Channel	Frequency (MHz)	ERP (dBm)	Limit (dBm)	Over Limit (dB)	SPA Reading (dBm)	S.G. Power (dBm)	TX Cable loss (dB)	TX Antenna Gain (dBi)	Polarization (H/V)
Middle	1661.65	-62.39	-13	-49.39	-64.00	-69.08	0.56	9.40	H
	2492.475	-63.47	-13	-50.47	-67.37	-71.17	0.75	10.60	H
	3323.3	-59.39	-13	-46.39	-68.69	-68.99	0.85	12.60	H
	1661.65	-60.83	-13	-47.83	-63.28	-67.52	0.56	9.40	V
	2492.475	-62.73	-13	-49.73	-67.11	-70.43	0.75	10.60	V
	3323.3	-61.55	-13	-48.55	-68.41	-71.15	0.85	12.60	V

Remark: Spurious emissions within 30-1000MHz were found more than 20dB below limit line.

LTE Band 26 / 3MHz / QPSK / RB Size 1 Offset 0									
Channel	Frequency (MHz)	ERP (dBm)	Limit (dBm)	Over Limit (dB)	SPA Reading (dBm)	S.G. Power (dBm)	TX Cable loss (dB)	TX Antenna Gain (dBi)	Polarization (H/V)
Middle	1660.3	-63.40	-13	-50.40	-65.01	-70.09	0.56	9.40	H
	2490.45	-60.65	-13	-47.65	-64.55	-68.35	0.75	10.60	H
	3320.6	-59.42	-13	-46.42	-68.72	-69.02	0.85	12.60	H
	1660.3	-60.32	-13	-47.32	-62.77	-67.01	0.56	9.40	V
	2490.45	-62.67	-13	-49.67	-67.05	-70.37	0.75	10.60	V
	3320.6	-60.86	-13	-47.86	-67.72	-70.46	0.85	12.60	V

Remark: Spurious emissions within 30-1000MHz were found more than 20dB below limit line.



LTE Band 26 / 5MHz / QPSK / RB Size 1 Offset 0									
Channel	Frequency (MHz)	ERP (dBm)	Limit (dBm)	Over Limit (dB)	SPA Reading (dBm)	S.G. Power (dBm)	TX Cable loss (dB)	TX Antenna Gain (dBi)	Polarization (H/V)
Middle	1658.5	-63.50	-13	-50.50	-65.11	-70.19	0.56	9.40	H
	2487.75	-62.85	-13	-49.85	-66.75	-70.55	0.75	10.60	H
	3317	-58.69	-13	-45.69	-67.99	-68.29	0.85	12.60	H
	1658.5	-60.73	-13	-47.73	-63.18	-67.42	0.56	9.40	V
	2487.75	-61.98	-13	-48.98	-66.36	-69.68	0.75	10.60	V
	3317	-61.40	-13	-48.40	-68.26	-71.00	0.85	12.60	V

Remark: Spurious emissions within 30-1000MHz were found more than 20dB below limit line.

LTE Band 26 / 10MHz / QPSK / RB Size 1 Offset 0									
Channel	Frequency (MHz)	ERP (dBm)	Limit (dBm)	Over Limit (dB)	SPA Reading (dBm)	S.G. Power (dBm)	TX Cable loss (dB)	TX Antenna Gain (dBi)	Polarization (H/V)
Middle	1654	-63.93	-13	-50.93	-65.54	-70.62	0.56	9.40	H
	2481	-62.10	-13	-49.10	-66.00	-69.80	0.75	10.60	H
	3307	-58.99	-13	-45.99	-68.29	-68.59	0.85	12.60	H
	1654	-62.49	-13	-49.49	-64.94	-69.18	0.56	9.40	V
	2481	-61.51	-13	-48.51	-65.89	-69.21	0.75	10.60	V
	3308	-61.15	-13	-48.15	-68.01	-70.75	0.85	12.60	V

Remark: Spurious emissions within 30-1000MHz were found more than 20dB below limit line.



LTE Band 26 / 15MHz / QPSK / RB Size 1 Offset 0									
Channel	Frequency (MHz)	ERP (dBm)	Limit (dBm)	Over Limit (dB)	SPA Reading (dBm)	S.G. Power (dBm)	TX Cable loss (dB)	TX Antenna Gain (dBi)	Polarization (H/V)
Middle	1649.5	-60.08	-13	-47.08	-61.69	-66.77	0.56	9.40	H
	2474.25	-45.47	-13	-32.47	-50.98	-53.17	0.75	10.60	H
	3299	-58.51	-13	-45.51	-67.81	-68.11	0.85	12.60	H
	1649.5	-61.97	-13	-48.97	-64.42	-68.66	0.56	9.40	V
	2474.25	-48.15	-13	-35.15	-54.45	-55.85	0.75	10.60	V
	3299	-60.41	-13	-47.41	-67.27	-70.01	0.85	12.60	V

Remark: Spurious emissions within 30-1000MHz were found more than 20dB below limit line.



LTE Band 41 / 5MHz / QPSK / RB Size 1 Offset 0									
Channel	Frequency (MHz)	EIRP (dBm)	Limit (dBm)	Over Limit (dB)	SPA Reading (dBm)	S.G. Power (dBm)	TX Cable loss (dB)	TX Antenna Gain (dBi)	Polarization (H/V)
Middle	5181.68	-34.21	-25	-9.21	-50.20	-45.96	0.95	12.70	H
	7772.52	-36.93	-25	-11.93	-56.98	-46.77	1.46	11.30	H
	10363.36	-41.97	-25	-16.97	-66.54	-52.47	1.6	12.10	H
	5181.68	-38.73	-25	-13.73	-54.85	-50.48	0.95	12.70	V
	7772.52	-37.51	-25	-12.51	-57.53	-47.35	1.46	11.30	V
	10363.36	-38.98	-25	-13.98	-61.72	-49.48	1.6	12.10	V

Remark: Spurious emissions within 30-1000MHz were found more than 20dB below limit line.

LTE Band 41 / 10MHz / QPSK / RB Size 1 Offset 0									
Channel	Frequency (MHz)	EIRP (dBm)	Limit (dBm)	Over Limit (dB)	SPA Reading (dBm)	S.G. Power (dBm)	TX Cable loss (dB)	TX Antenna Gain (dBi)	Polarization (H/V)
Middle	5177.18	-35.04	-25	-10.04	-51.05	-46.79	0.95	12.70	H
	7765.77	-37.75	-25	-12.75	-57.80	-47.59	1.46	11.30	H
	10354.36	-43.68	-25	-18.68	-68.25	-54.18	1.6	12.10	H
	5177.18	-41.64	-25	-16.64	-56.85	-53.39	0.95	12.70	V
	7765.77	-38.05	-25	-13.05	-58.07	-47.89	1.46	11.30	V
	10354.36	-43.60	-25	-18.60	-66.34	-54.10	1.6	12.10	V

Remark: Spurious emissions within 30-1000MHz were found more than 20dB below limit line.



LTE Band 41 / 15MHz / QPSK / RB Size 1 Offset 0									
Channel	Frequency (MHz)	EIRP (dBm)	Limit (dBm)	Over Limit (dB)	SPA Reading (dBm)	S.G. Power (dBm)	TX Cable loss (dB)	TX Antenna Gain (dBi)	Polarization (H/V)
Middle	5172.68	-31.95	-25	-6.95	-48.41	-43.70	0.95	12.70	H
	7759.02	-36.34	-25	-11.34	-56.39	-46.18	1.46	11.30	H
	10345.36	-41.04	-25	-16.04	-65.61	-51.54	1.6	12.10	H
	5172.68	-38.03	-25	-13.03	-54.3	-49.78	0.95	12.70	V
	7759.02	-37.96	-25	-12.96	-57.98	-47.80	1.46	11.30	V
	10345.36	-36.92	-25	-11.92	-59.66	-47.42	1.6	12.10	V

Remark: Spurious emissions within 30-1000MHz were found more than 20dB below limit line.

LTE Band 41 / 20MHz / QPSK / RB Size 1 Offset 0									
Channel	Frequency (MHz)	EIRP (dBm)	Limit (dBm)	Over Limit (dB)	SPA Reading (dBm)	S.G. Power (dBm)	TX Cable loss (dB)	TX Antenna Gain (dBi)	Polarization (H/V)
Middle	5168.18	-34.82	-25	-9.82	-50.84	-46.57	0.95	12.70	H
	7752.27	-37.99	-25	-12.99	-58.04	-47.83	1.46	11.30	H
	10336.36	-41.44	-25	-16.44	-66.01	-51.94	1.6	12.10	H
	5168.18	-38.05	-25	-13.05	-54.31	-49.80	0.95	12.70	V
	7752.27	-38.24	-25	-13.24	-58.26	-48.08	1.46	11.30	V
	10336.36	-43.03	-25	-18.03	-65.77	-53.53	1.6	12.10	V

Remark: Spurious emissions within 30-1000MHz were found more than 20dB below limit line.