

## Appendix C. Setup Photographs

<Conducted Emission>


Mode 2




<Radiated Emission>

Laptop Plane for WLAN5GHz 802.11a(Ant 0)

LF




HF




Y Plane for WLAN5GHz 802.11a(Ant 1)/n HT40(Ant 0+1)/ac VHT40/VHT80(Ant 0+1)

LF




HF




X Plane for WLAN5GHz 802.11n HT20 (Ant 0+1)

LF




HF



Z Plane for WLAN5GHz 802.11ac VHT20(Ant 0+1)

LF



HF

