

Appendix C. Setup Photographs

<Conducted Emission>


Mode 1




<Radiated Emission>

X Plane for WLAN 802.11b/g(Ant 2)/n HT20(Ant 1 + 2)

LF




HF



Y Plane for WLAN 802.11g(Ant 1)

LF



HF

