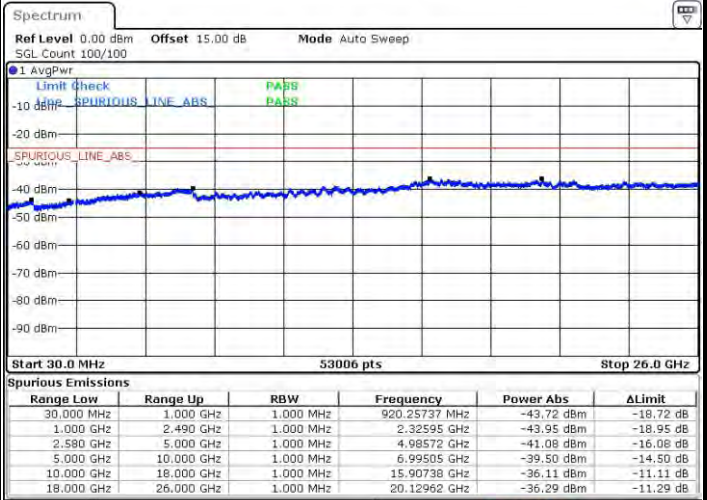
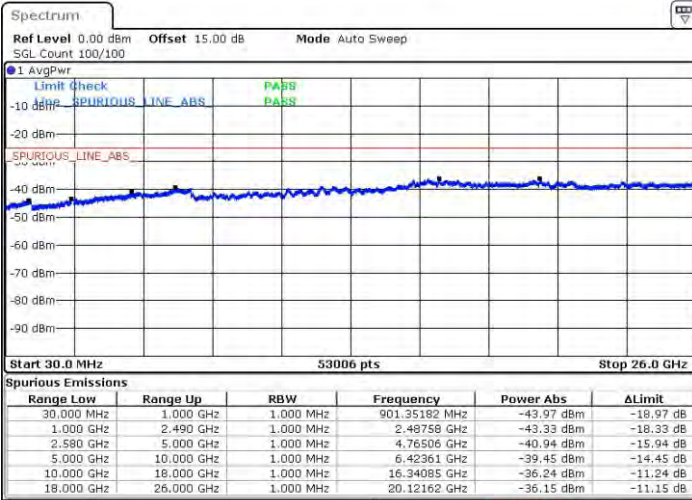




LTE Band 7 / 15MHz

Lowest Channel / QPSK

Lowest Channel / 16QAM

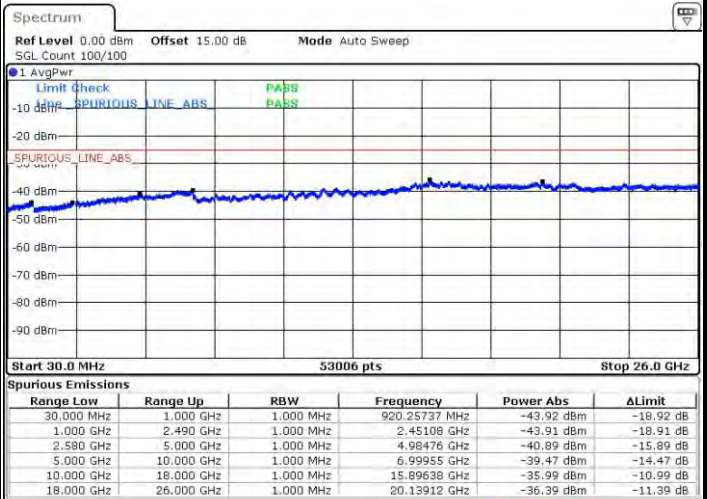
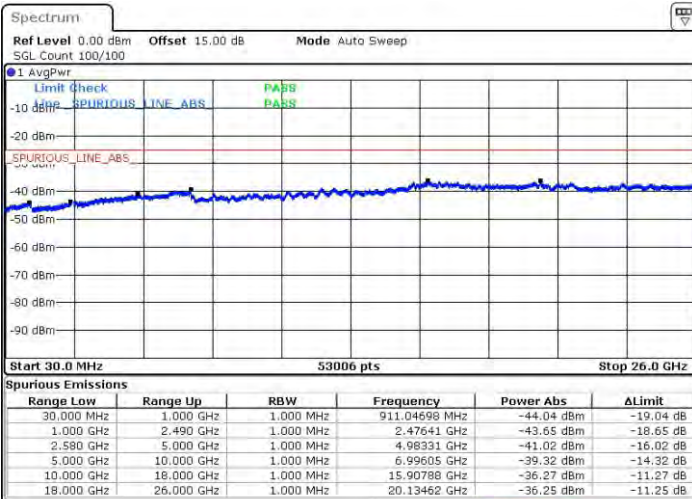


Date: 27 JUL 2015 18:29:55

Date: 27 JUL 2015 18:31:06

Middle Channel / QPSK

Middle Channel / 16QAM



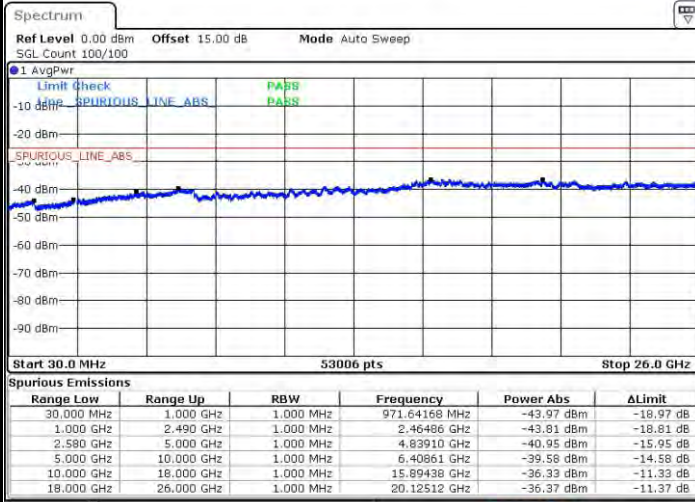
Date: 27 JUL 2015 18:33:04

Date: 27 JUL 2015 18:34:14



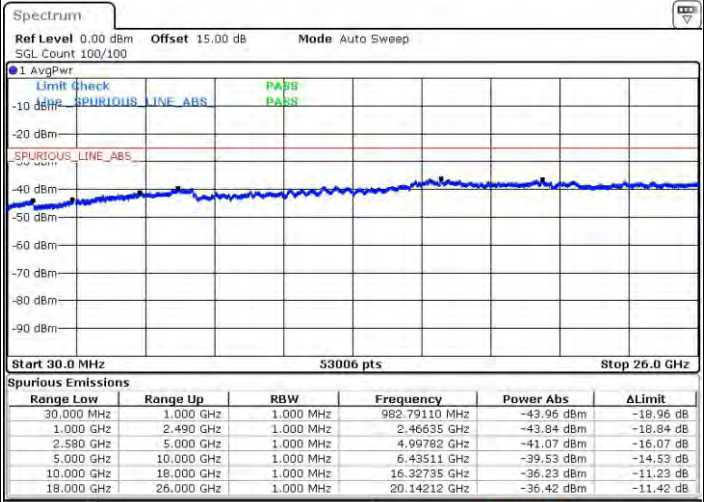
LTE Band 7 / 15MHz

Highest Channel / QPSK



Date: 27 JUL 2015 18:40:47

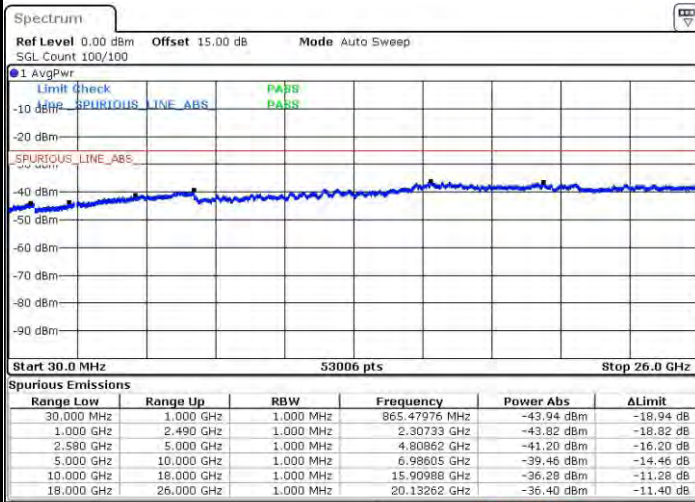
Highest Channel / 16QAM



Date: 27 JUL 2015 18:41:58

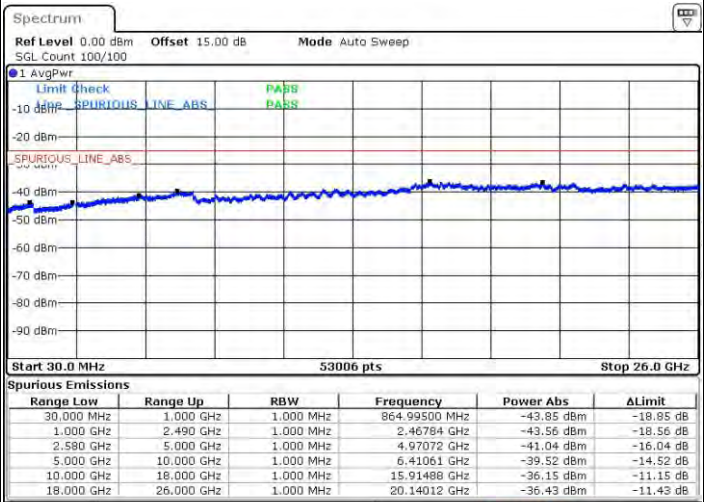
LTE Band 7 / 20MHz

Lowest Channel / QPSK



Date: 27 JUL 2015 18:48:38

Lowest Channel / 16QAM



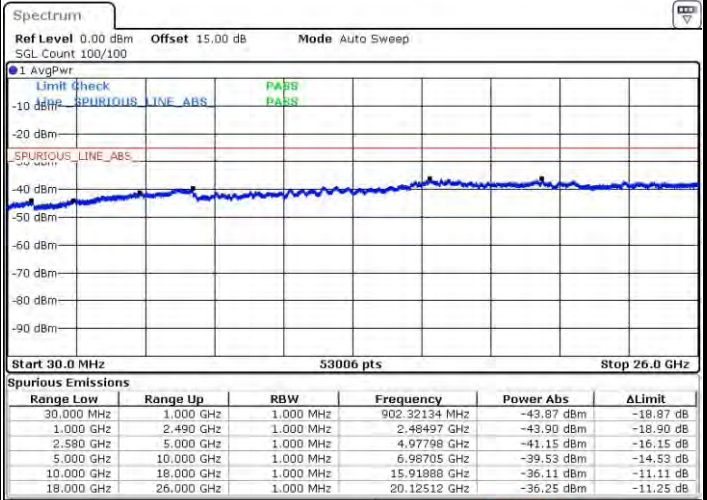
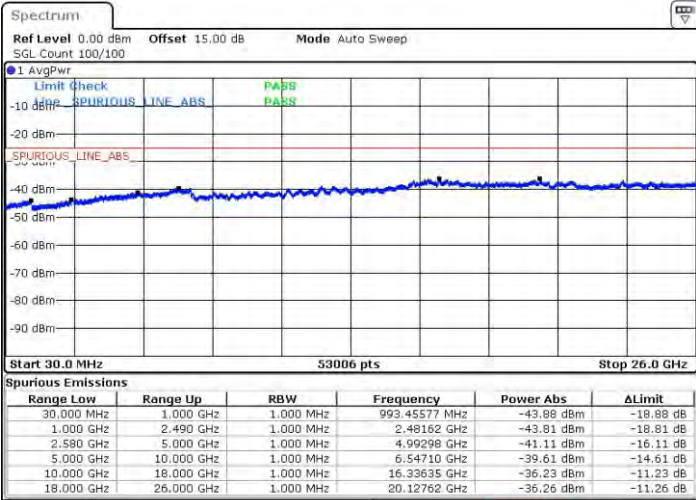
Date: 27 JUL 2015 18:49:48



LTE Band 7 / 20MHz

Middle Channel / QPSK

Middle Channel / 16QAM

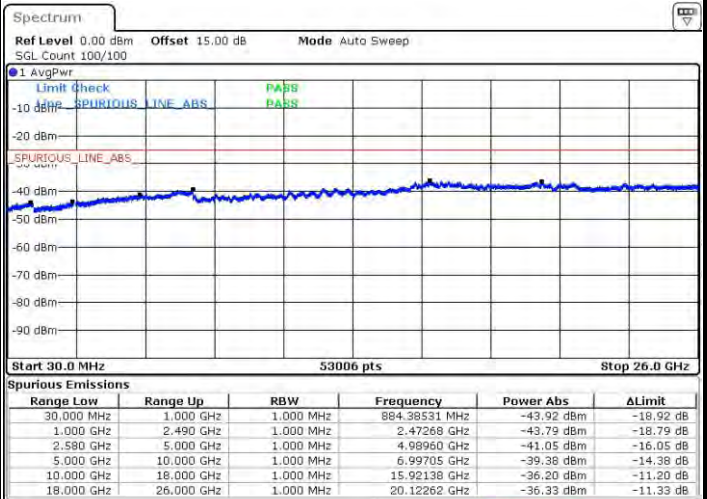
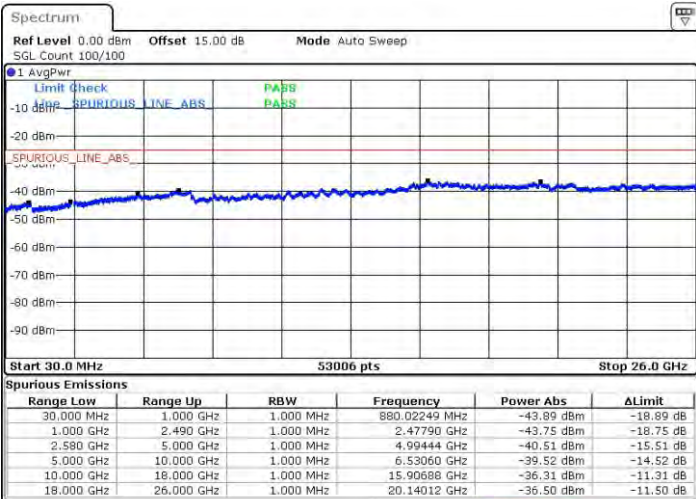


Date: 27 JUL 2015 18:51:46

Date: 27 JUL 2015 18:52:56

Highest Channel / QPSK

Highest Channel / 16QAM



Date: 27 JUL 2015 18:59:30

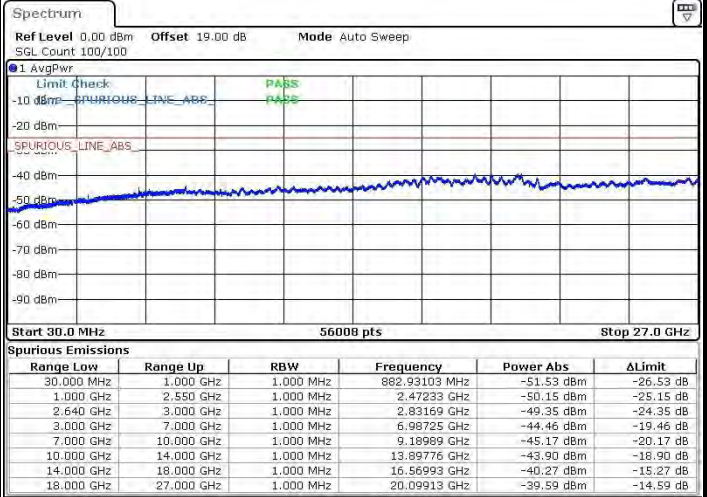
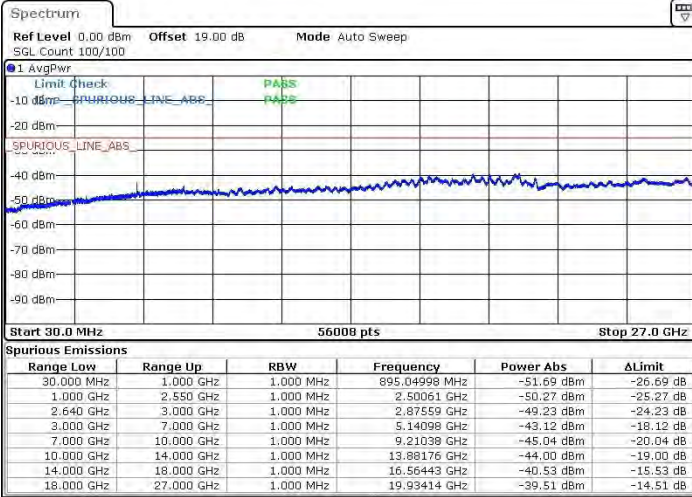
Date: 27 JUL 2015 19:00:41



LTE Band 38 / 5MHz

Lowest Channel / QPSK

Lowest Channel / 16QAM

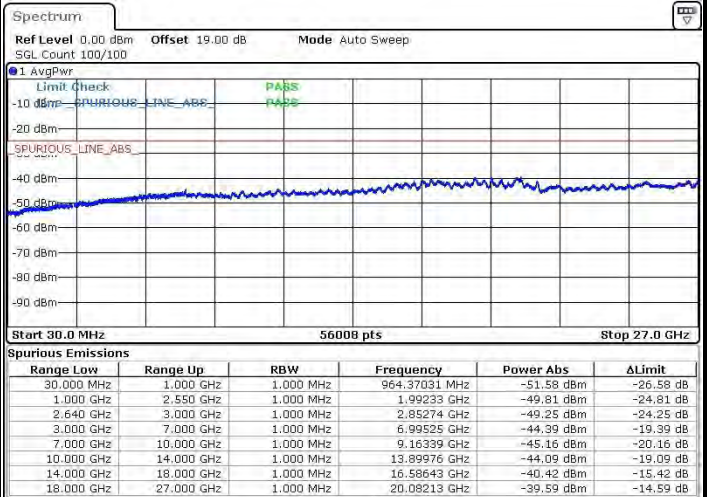
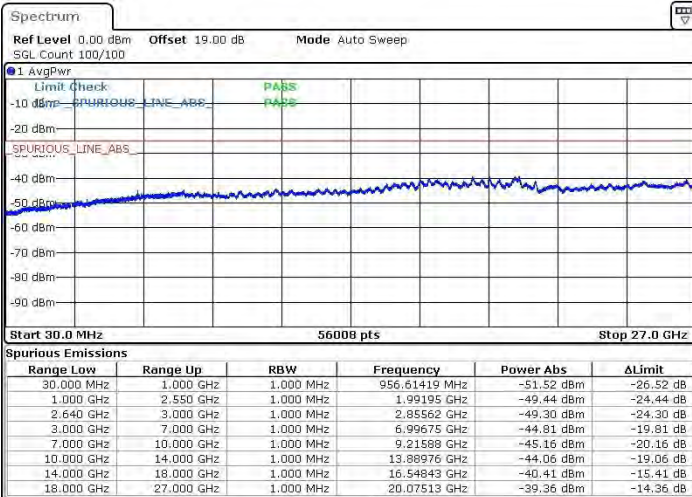


Date: 9,SEP,2015 09:22:29

Date: 9,SEP,2015 09:51:22

Middle Channel / QPSK

Middle Channel / 16QAM



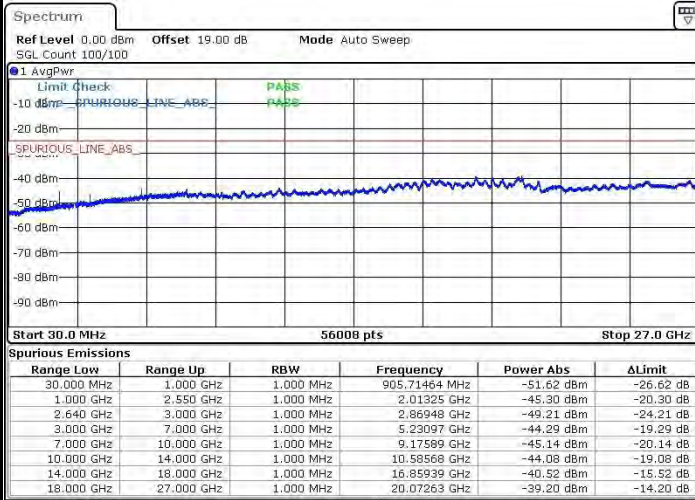
Date: 9,SEP,2015 09:52:14

Date: 9,SEP,2015 09:53:46



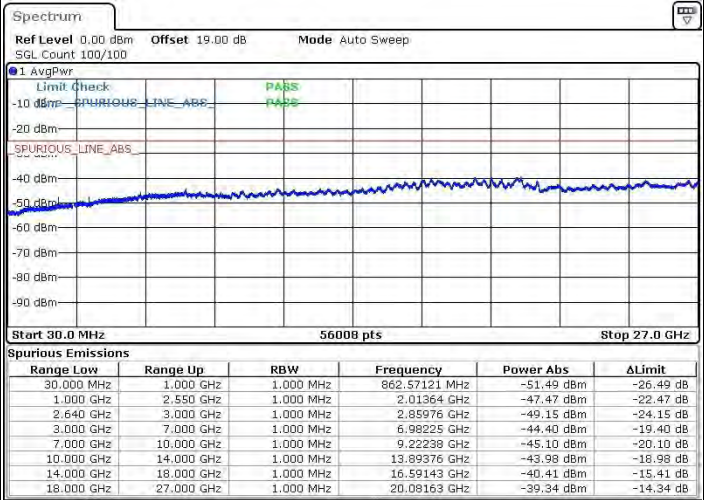
LTE Band 38 / 5MHz

Highest Channel / QPSK



Date: 3.SEP.2015 09:54:59

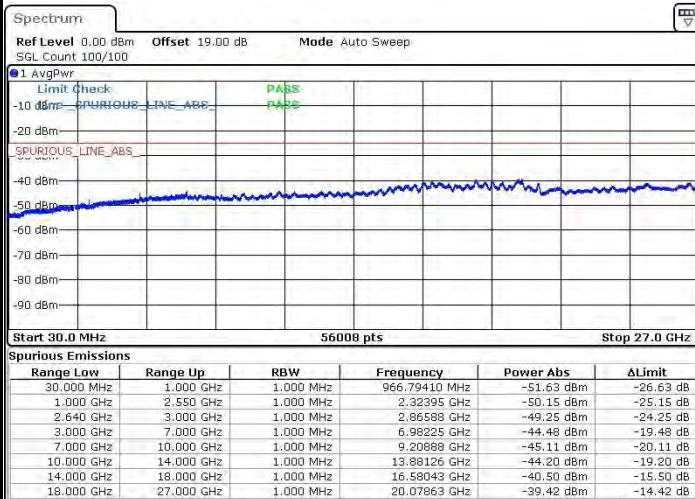
Highest Channel / 16QAM



Date: 3.SEP.2015 09:56:10

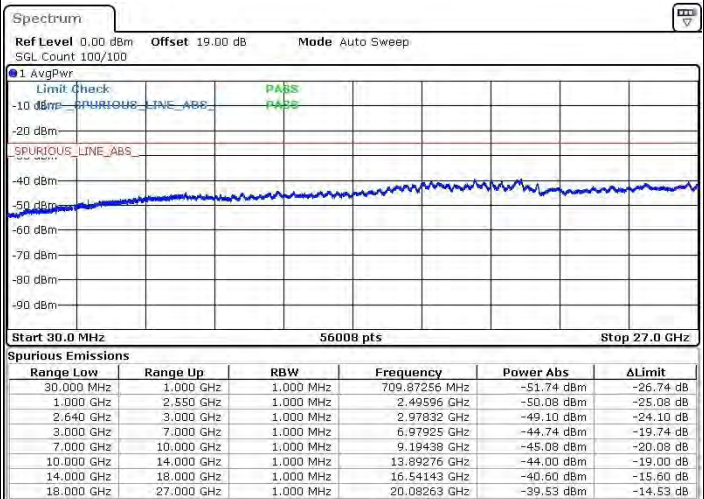
LTE Band 38 / 10MHz

Lowest Channel / QPSK



Date: 3.SEP.2015 09:57:23

Lowest Channel / 16QAM



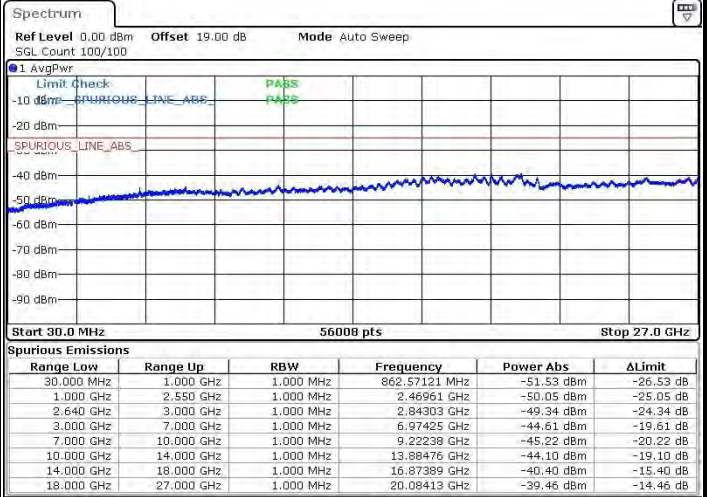
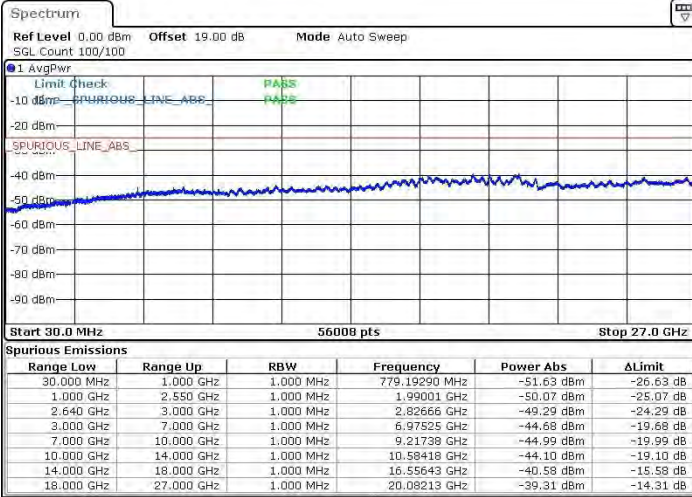
Date: 3.SEP.2015 09:58:25



LTE Band 38 / 10MHz

Middle Channel / QPSK

Middle Channel / 16QAM

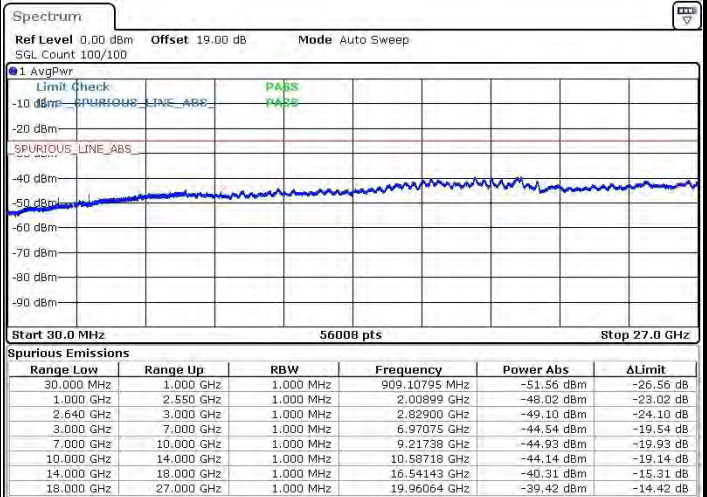
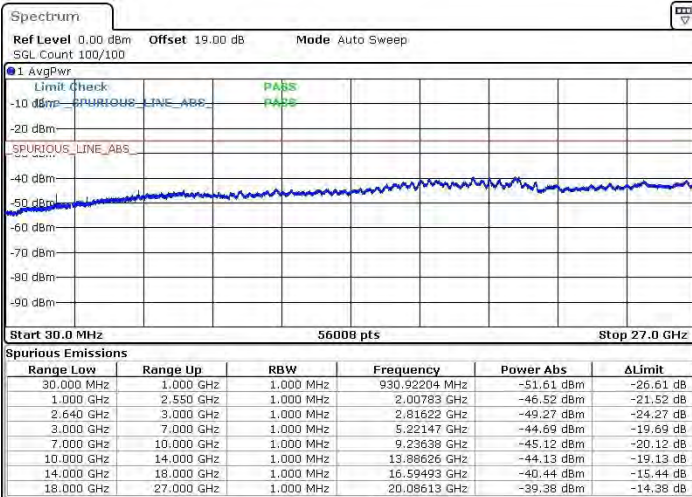


Date: 9.8EP.2015 09:09:47

Date: 9.8EP.2015 09:01:00

Highest Channel / QPSK

Highest Channel / 16QAM



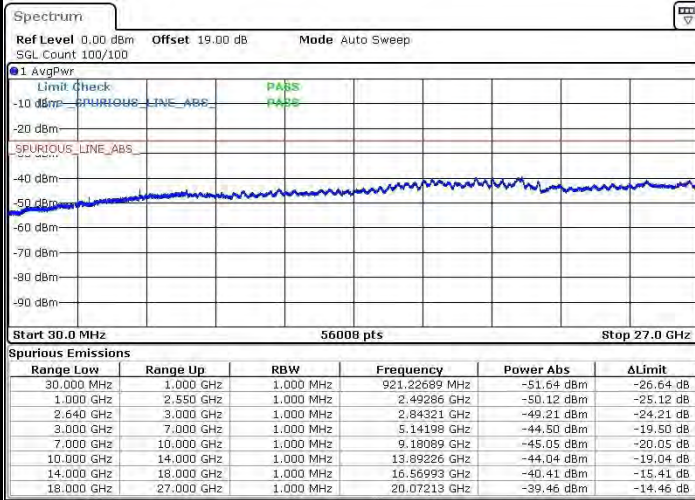
Date: 9.8EP.2015 09:02:11

Date: 9.8EP.2015 09:03:24



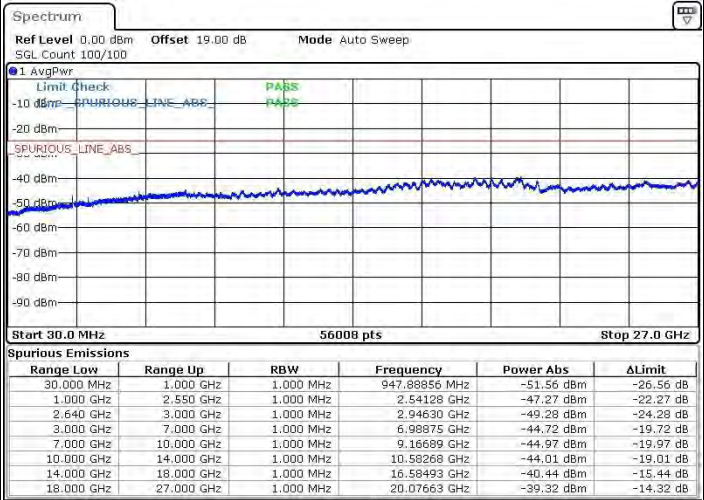
LTE Band 38 / 15MHz

Lowest Channel / QPSK



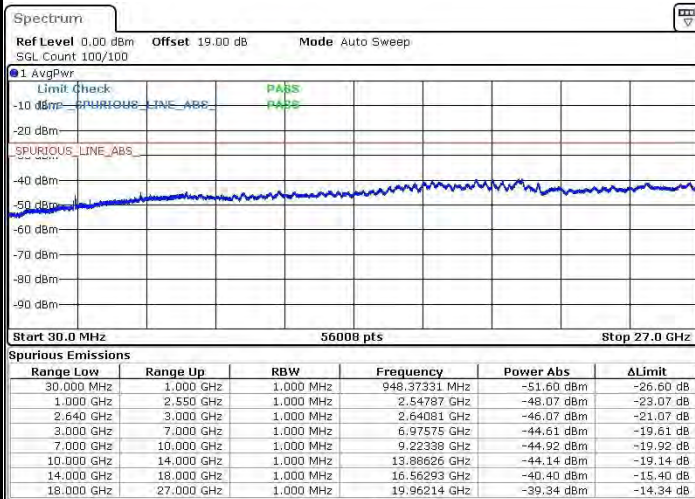
Date: 3.SEP.2015 09:04:36

Lowest Channel / 16QAM



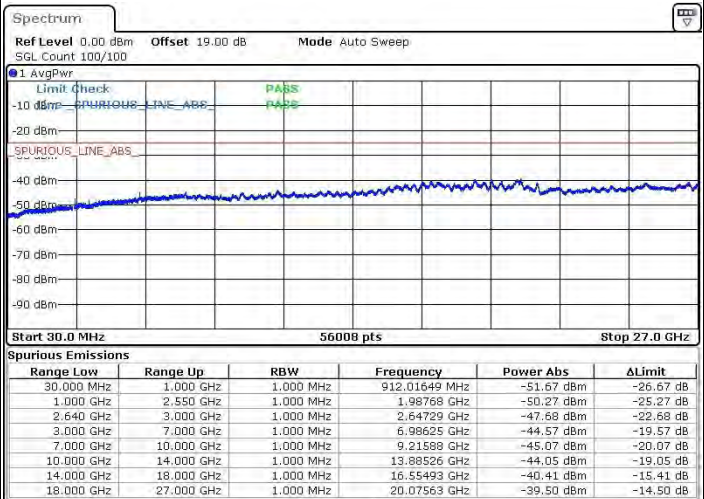
Date: 3.SEP.2015 09:05:48

Middle Channel / QPSK



Date: 3.SEP.2015 09:07:00

Middle Channel / 16QAM

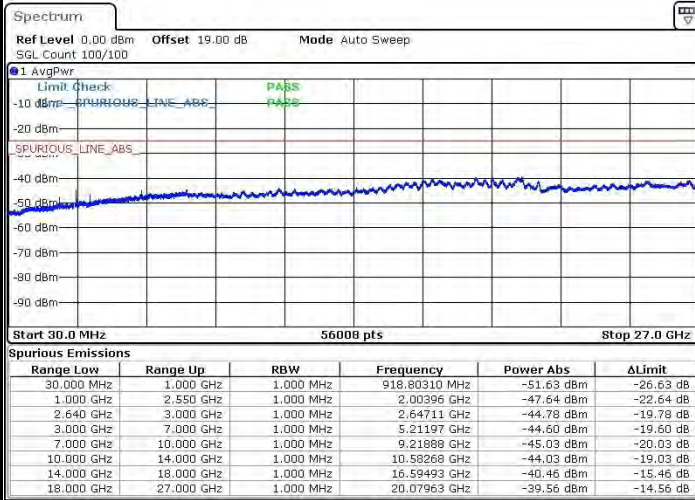


Date: 3.SEP.2015 09:08:12



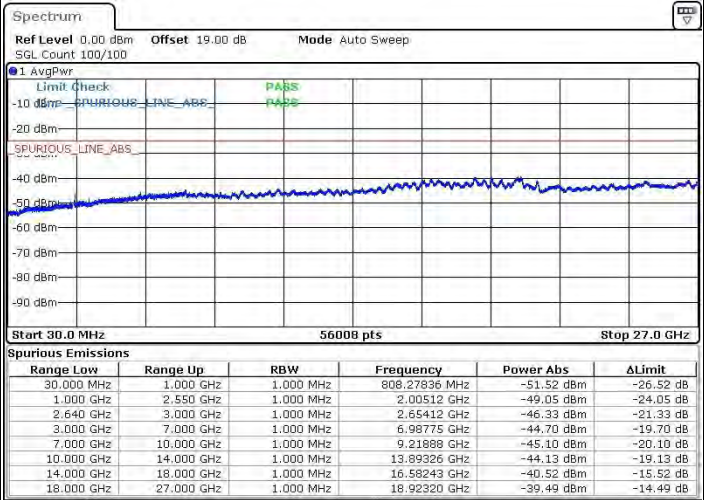
LTE Band 38 / 15MHz

Highest Channel / QPSK



Date: 3.SEP.2015 09:09:23

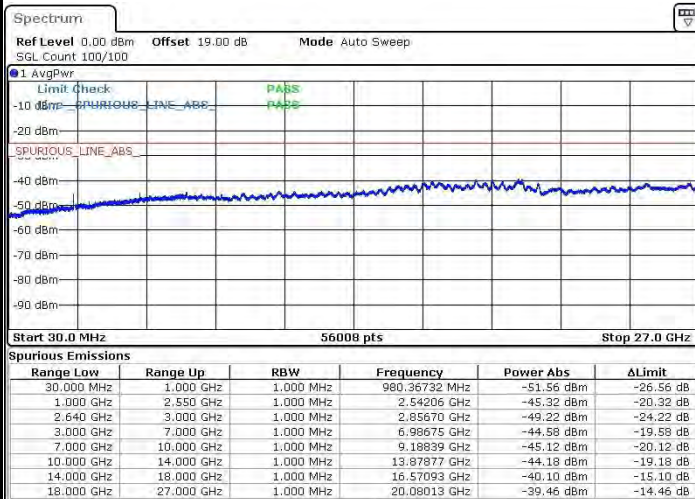
Highest Channel / 16QAM



Date: 3.SEP.2015 09:10:37

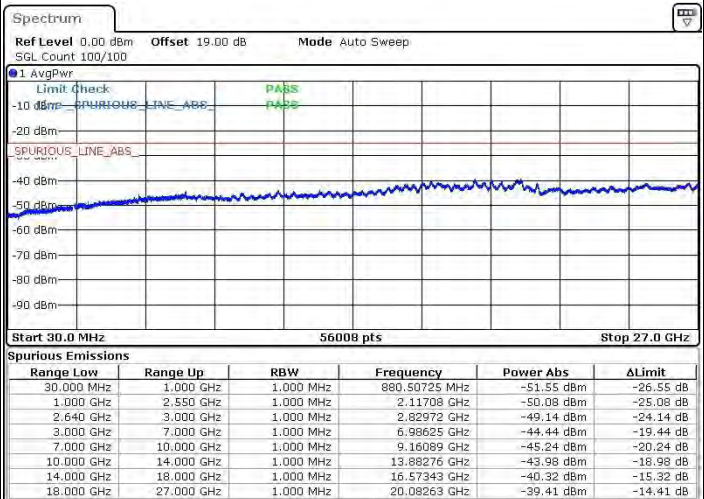
LTE Band 38 / 20MHz

Lowest Channel / QPSK



Date: 3.SEP.2015 09:11:49

Lowest Channel / 16QAM



Date: 3.SEP.2015 09:13:01

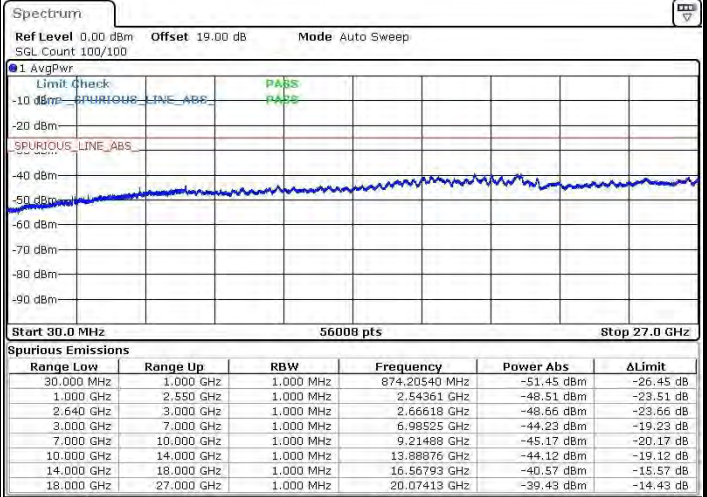
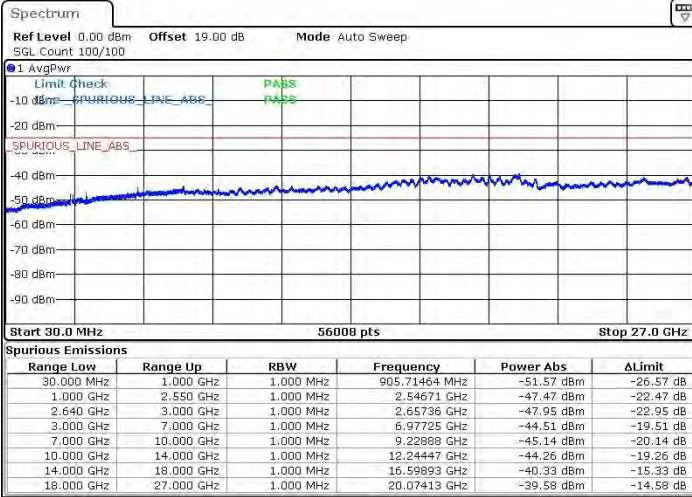




LTE Band 38 / 20MHz

Middle Channel / QPSK

Middle Channel / 16QAM

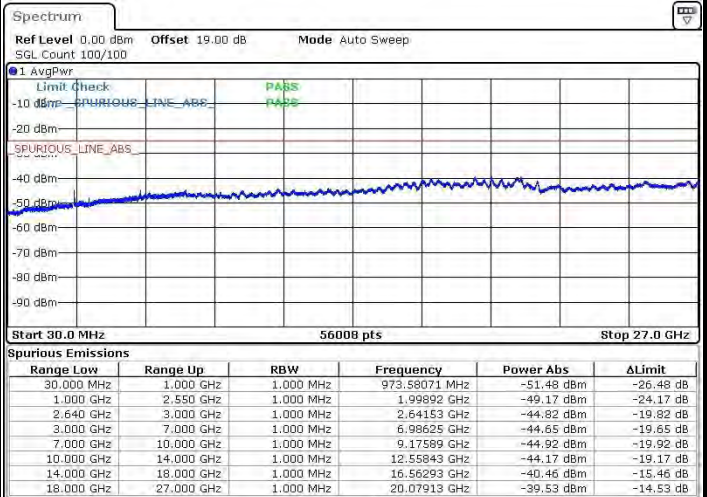
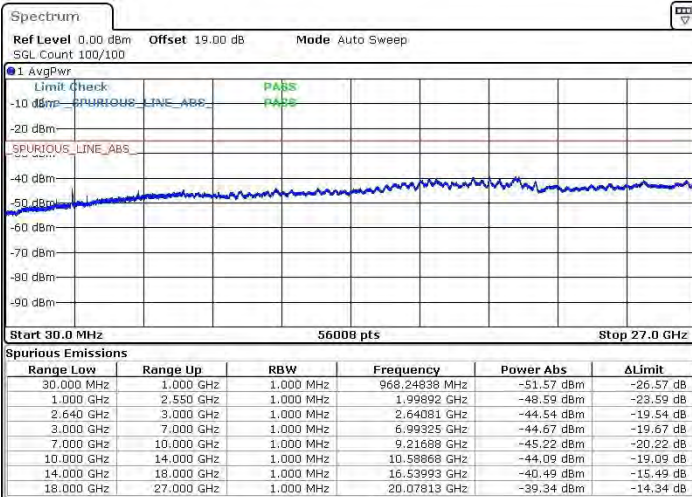


Date: 3.SEP.2015 09:14:13

Date: 3.SEP.2015 09:15:25

Highest Channel / QPSK

Highest Channel / 16QAM



Date: 3.SEP.2015 09:16:37

Date: 3.SEP.2015 09:17:49



### Frequency Stability

Test Conditions		LTE Band 4 (QPSK) / Middle Channel	Limit
Temperature (°C)	Voltage (Volt)	BW 10MHz	Note 2.
		Deviation (ppm)	Result
50	Normal Voltage	0.0006	PASS
40	Normal Voltage	0.0006	
30	Normal Voltage	0.0000	
20(Ref.)	Normal Voltage	0.0000	
10	Normal Voltage	0.0006	
0	Normal Voltage	0.0006	
-10	Normal Voltage	0.0000	
-20	Normal Voltage	0.0006	
-30	Normal Voltage	0.0000	
20	Maximum Voltage	0.0006	
20	Normal Voltage	0.0000	
20	Battery End Point	0.0006	

**Note:**

1. Normal Voltage = 3.6 V. ; Battery End Point (BEP) = 3.3 V. ; Maximum Voltage =4.2 V
2. The frequency fundamental emissions stay within the authorized frequency block based on the frequency deviation measured is small.



Test Conditions		LTE Band 5 (QPSK) / Middle Channel	Limit
Temperature (°C)	Voltage (Volt)	BW 10MHz	2.5ppm
		Deviation (ppm)	Result
50	Normal Voltage	0.0012	PASS
40	Normal Voltage	0.0000	
30	Normal Voltage	0.0012	
20(Ref.)	Normal Voltage	0.0000	
10	Normal Voltage	0.0012	
0	Normal Voltage	0.0012	
-10	Normal Voltage	0.0000	
-20	Normal Voltage	0.0000	
-30	Normal Voltage	0.0012	
20	Maximum Voltage	0.0000	
20	Normal Voltage	0.0012	
20	Battery End Point	0.0012	

**Note:** Normal Voltage = 3.6 V. ; Battery End Point (BEP) = 3.3 V. ; Maximum Voltage =4.2 V



Test Conditions		LTE Band 7 (QPSK) / Middle Channel	Limit
Temperature (°C)	Voltage (Volt)	BW 10MHz	Note 2.
		Deviation (ppm)	Result
50	Normal Voltage	0.0000	PASS
40	Normal Voltage	0.0008	
30	Normal Voltage	0.0004	
20(Ref.)	Normal Voltage	0.0000	
10	Normal Voltage	0.0008	
0	Normal Voltage	0.0012	
-10	Normal Voltage	0.0004	
-20	Normal Voltage	0.0000	
-30	Normal Voltage	0.0008	
20	Maximum Voltage	0.0000	
20	Normal Voltage	0.0004	
20	Battery End Point	0.0004	

**Note:**

1. Normal Voltage = 3.6 V. ; Battery End Point (BEP) = 3.3 V. ; Maximum Voltage =4.2 V
2. The frequency fundamental emissions stay within the authorized frequency block based on the frequency deviation measured is small.



Test Conditions		LTE Band 38 (QPSK) / Middle Channel	Limit
Temperature (°C)	Voltage (Volt)	BW 10MHz	Note 2.
		Deviation (ppm)	Result
50	Normal Voltage	0.0000	PASS
40	Normal Voltage	0.0004	
30	Normal Voltage	0.0004	
20(Ref.)	Normal Voltage	0.0000	
10	Normal Voltage	0.0004	
0	Normal Voltage	0.0008	
-10	Normal Voltage	0.0008	
-20	Normal Voltage	0.0008	
-30	Normal Voltage	0.0012	
20	Maximum Voltage	0.0004	
20	Normal Voltage	0.0000	
20	Battery End Point	0.0004	

**Note:**

1. Normal Voltage = 3.6 V. ; Battery End Point (BEP) = 3.3 V. ; Maximum Voltage =4.2 V
2. The frequency fundamental emissions stay within the authorized frequency block based on the frequency deviation measured is small.



## Appendix B. Test Results of Radiated Test

### ERP/EIRP

LTE Band 4 / 1.4MHz (Average)							
Channel	Modulation	RB		Horizontal		Vertical	
		Size	Offset	EIRP(dBm)	EIRP(W)	EIRP(dBm)	EIRP(W)
Lowest	QPSK	1	2	20.92	0.1236	22.28	0.1690
Middle		1	2	20.56	0.1138	21.86	0.1535
Highest		3	1	19.18	0.0828	21.06	0.1276
Lowest	16QAM	1	0	20.23	0.1054	21.43	0.1390
Middle		1	5	19.89	0.0975	20.60	0.1148
Highest		1	0	18.66	0.0735	20.32	0.1076
Limit	EIRP < 1W			Result		PASS	

LTE Band 4 / 3MHz (Average)							
Channel	Modulation	RB		Horizontal		Vertical	
		Size	Offset	EIRP(dBm)	EIRP(W)	EIRP(dBm)	EIRP(W)
Lowest	QPSK	1	7	21.55	0.1429	22.71	0.1866
Middle		1	7	21.40	0.1380	22.35	0.1718
Highest		1	7	20.59	0.1146	21.94	0.1563
Lowest	16QAM	1	14	20.48	0.1117	21.64	0.1459
Middle		1	0	20.05	0.1012	21.04	0.1271
Highest		1	0	19.56	0.0904	20.93	0.1239
Limit	EIRP < 1W			Result		PASS	



LTE Band 4 / 5MHz (Average)							
Channel	Modulation	RB		Horizontal		Vertical	
		Size	Offset	EIRP(dBm)	EIRP(W)	EIRP(dBm)	EIRP(W)
Lowest	QPSK	1	0	21.26	0.1337	22.48	0.1770
Middle		1	0	20.92	0.1236	21.90	0.1549
Highest		1	0	20.33	0.1079	21.91	0.1552
Lowest	16QAM	1	0	20.26	0.1062	21.57	0.1435
Middle		1	0	19.82	0.0959	20.86	0.1219
Highest		1	0	19.48	0.0887	20.89	0.1227
Limit	EIRP < 1W			Result		PASS	



LTE Band 4/ 10MHz (Average)							
Channel	Modulation	RB		Horizontal		Vertical	
		Size	Offset	EIRP(dBm)	EIRP(W)	EIRP(dBm)	EIRP(W)
Lowest	QPSK	1	24	21.31	0.1352	22.28	0.1690
Middle		1	24	20.84	0.1213	21.72	0.1486
Highest		1	24	20.33	0.1079	21.85	0.1531
Lowest	16QAM	1	0	20.22	0.1052	21.41	0.1384
Middle		1	0	19.60	0.0912	21.13	0.1297
Highest		1	24	19.39	0.0869	20.78	0.1197
Limit	EIRP < 1W			Result		PASS	

LTE Band 4 / 15MHz (Average)							
Channel	Modulation	RB		Horizontal		Vertical	
		Size	Offset	EIRP(dBm)	EIRP(W)	EIRP(dBm)	EIRP(W)
Lowest	QPSK	1	0	21.33	0.1358	22.51	0.1782
Middle		1	0	21.19	0.1315	22.16	0.1644
Highest		1	0	20.53	0.1130	22.05	0.1603
Lowest	16QAM	1	0	20.55	0.1135	21.76	0.1500
Middle		1	0	20.16	0.1038	21.24	0.1330
Highest		1	0	19.28	0.0847	21.00	0.1259
Limit	EIRP < 1W			Result		PASS	

LTE Band 4 / 20MHz (Average)							
Channel	Modulation	RB		Horizontal		Vertical	
		Size	Offset	EIRP(dBm)	EIRP(W)	EIRP(dBm)	EIRP(W)
Lowest	QPSK	1	0	21.43	0.1390	22.65	0.1841
Middle		1	0	21.10	0.1288	22.14	0.1637
Highest		1	0	20.90	0.1230	22.04	0.1600
Lowest	16QAM	1	0	20.38	0.1091	21.65	0.1462
Middle		1	0	20.13	0.1030	20.88	0.1225
Highest		1	0	19.99	0.0998	20.98	0.1253
Limit	EIRP < 1W			Result		PASS	





LTE Band 5 / 1.4MHz (Average)							
Channel	Modulation	RB		Horizontal		Vertical	
		Size	Offset	ERP(dBm)	ERP(W)	ERP(dBm)	ERP(W)
Lowest	QPSK	1	2	18.85	0.0767	17.61	0.0577
Middle		3	0	16.46	0.0443	14.93	0.0311
Highest		3	1	16.75	0.0473	15.40	0.0347
Lowest	16QAM	1	2	17.96	0.0625	16.66	0.0463
Middle		1	2	17.95	0.0624	16.96	0.0497
Highest		3	1	16.09	0.0406	14.71	0.0296
Limit	ERP < 7W			Result		PASS	

LTE Band 5 / 3MHz (Average)							
Channel	Modulation	RB		Horizontal		Vertical	
		Size	Offset	ERP(dBm)	ERP(W)	ERP(dBm)	ERP(W)
Lowest	QPSK	1	7	18.64	0.0731	17.30	0.0537
Middle		1	0	18.69	0.0740	17.21	0.0526
Highest		1	7	19.21	0.0834	17.77	0.0598
Lowest	16QAM	1	14	18.31	0.0678	16.81	0.0480
Middle		1	0	18.32	0.0679	16.80	0.0479
Highest		1	7	18.15	0.0653	16.92	0.0492
Limit	ERP < 7W			Result		PASS	

LTE Band 5 / 5MHz (Average)							
Channel	Modulation	RB		Horizontal		Vertical	
		Size	Offset	ERP(dBm)	ERP(W)	ERP(dBm)	ERP(W)
Lowest	QPSK	1	0	18.62	0.0728	17.08	0.0511
Middle		1	12	18.87	0.0771	17.34	0.0542
Highest		1	12	19.10	0.0813	17.70	0.0589
Lowest	16QAM	1	0	17.82	0.0605	16.65	0.0462
Middle		1	0	18.02	0.0634	16.50	0.0447
Highest		1	0	18.11	0.0647	16.67	0.0465
Limit	ERP < 7W			Result		PASS	



LTE Band 5 / 10MHz (Average)							
Channel	Modulation	RB		Horizontal		Vertical	
		Size	Offset	ERP(dBm)	ERP(W)	ERP(dBm)	ERP(W)
Lowest	QPSK	1	24	19.49	0.0889	20.66	0.1164
Middle		1	24	19.19	0.0830	20.55	0.1135
Highest		1	24	19.30	0.0851	20.59	0.1146
Lowest	16QAM	1	24	18.68	0.0738	19.96	0.0991
Middle		1	24	18.67	0.0736	19.92	0.0982
Highest		1	24	18.54	0.0714	19.85	0.0966
Limit	ERP < 7W			Result		PASS	



LTE Band 7 / 5MHz (Average)							
Channel	Modulation	RB		Horizontal		Vertical	
		Size	Offset	EIRP(dBm)	EIRP(W)	EIRP(dBm)	EIRP(W)
Lowest	QPSK	1	12	20.52	0.1127	19.28	0.0847
Middle		1	12	20.86	0.1219	19.85	0.0966
Highest		1	12	21.03	0.1268	20.13	0.1030
Lowest	16QAM	1	24	19.71	0.0935	18.68	0.0738
Middle		1	0	19.88	0.0973	18.90	0.0776
Highest		1	0	20.36	0.1086	19.45	0.0881
Limit	EIRP < 2W			Result		PASS	

LTE Band 7 / 10MHz (Average)							
Channel	Modulation	RB		Horizontal		Vertical	
		Size	Offset	EIRP(dBm)	EIRP(W)	EIRP(dBm)	EIRP(W)
Lowest	QPSK	1	24	20.56	0.1138	19.63	0.0918
Middle		1	0	20.89	0.1227	19.93	0.0984
Highest		1	24	21.06	0.1276	20.07	0.1016
Lowest	16QAM	1	49	20.20	0.1047	19.46	0.0883
Middle		1	0	20.11	0.1026	19.14	0.0820
Highest		1	24	20.57	0.1140	19.45	0.0881
Limit	EIRP < 2W			Result		PASS	



LTE Band 7 / 15MHz (Average)							
Channel	Modulation	RB		Horizontal		Vertical	
		Size	Offset	EIRP(dBm)	EIRP(W)	EIRP(dBm)	EIRP(W)
Lowest	QPSK	1	0	20.55	0.1135	19.36	0.0863
Middle		1	0	20.45	0.1109	19.56	0.0904
Highest		1	0	21.18	0.1312	20.06	0.1014
Lowest	16QAM	1	0	20.22	0.1052	18.84	0.0766
Middle		1	0	20.09	0.1021	19.16	0.0824
Highest		1	0	20.78	0.1197	19.77	0.0948
Limit	EIRP < 2W			Result		PASS	

LTE Band 7 / 20MHz (Average)							
Channel	Modulation	RB		Horizontal		Vertical	
		Size	Offset	EIRP(dBm)	EIRP(W)	EIRP(dBm)	EIRP(W)
Lowest	QPSK	1	0	20.66	0.1164	19.49	0.0889
Middle		1	0	20.98	0.1253	20.15	0.1035
Highest		1	0	21.50	0.1413	19.91	0.0979
Lowest	16QAM	1	0	19.93	0.0984	18.76	0.0752
Middle		1	0	19.93	0.0984	18.96	0.0787
Highest		1	0	20.33	0.1079	19.12	0.0817
Limit	EIRP < 2W			Result		PASS	



LTE Band 38 / 5MHz (Average)							
Channel	Modulation	RB		Horizontal		Vertical	
		Size	Offset	EIRP(dBm)	EIRP(W)	EIRP(dBm)	EIRP(W)
Lowest	QPSK	1	12	21.45	0.1396	25.15	0.3273
Middle		1	12	21.30	0.1349	23.69	0.2339
Highest		1	12	21.53	0.1422	23.44	0.2208
Lowest	16QAM	1	0	19.81	0.0957	23.55	0.2265
Middle		1	0	19.99	0.0998	22.35	0.1718
Highest		1	12	21.82	0.1521	23.74	0.2366
Limit	EIRP < 2W			Result		PASS	

LTE Band 38 / 10MHz (Average)							
Channel	Modulation	RB		Horizontal		Vertical	
		Size	Offset	EIRP(dBm)	EIRP(W)	EIRP(dBm)	EIRP(W)
Lowest	QPSK	1	49	21.14	0.1300	24.17	0.2612
Middle		1	24	21.41	0.1384	23.77	0.2382
Highest		1	0	21.40	0.1380	23.77	0.2382
Lowest	16QAM	1	49	20.67	0.1167	23.61	0.2296
Middle		1	24	20.75	0.1189	23.09	0.2037
Highest		1	0	20.83	0.1211	23.10	0.2042
Limit	EIRP < 2W			Result		PASS	



LTE Band 38 / 15MHz (Average)							
Channel	Modulation	RB		Horizontal		Vertical	
		Size	Offset	EIRP(dBm)	EIRP(W)	EIRP(dBm)	EIRP(W)
Lowest	QPSK	1	0	20.81	0.1205	24.66	0.2924
Middle		1	0	21.83	0.1524	24.32	0.2704
Highest		1	0	21.41	0.1384	23.74	0.2366
Lowest	16QAM	1	37	20.16	0.1038	23.30	0.2138
Middle		1	0	21.23	0.1327	23.65	0.2317
Highest		1	0	20.65	0.1161	22.94	0.1968
Limit	EIRP < 2W			Result		PASS	

LTE Band 38 / 20MHz (Average)							
Channel	Modulation	RB		Horizontal		Vertical	
		Size	Offset	EIRP(dBm)	EIRP(W)	EIRP(dBm)	EIRP(W)
Lowest	QPSK	1	0	20.71	0.1178	24.47	0.2799
Middle		1	0	21.51	0.1416	24.11	0.2576
Highest		1	0	21.64	0.1459	24.17	0.2612
Lowest	16QAM	1	0	19.76	0.0946	23.49	0.2234
Middle		1	0	20.35	0.1084	22.88	0.1941
Highest		1	0	20.96	0.1247	23.32	0.2148
Limit	EIRP < 2W			Result		PASS	



### Radiated Spurious Emission

LTE Band 4 / 1.4MHz / QPSK / RB Size 1 Offset 0									
Channel	Frequency ( MHz )	EIRP ( dBm )	Limit ( dBm )	Over Limit ( dB )	SPA Reading (dBm)	S.G. Power ( dBm )	TX Cable loss ( dB )	TX Antenna Gain (dBi)	Polarization (H/V)
Middle	3465	-44.31	-13	-31.31	-59.39	-48.68	3.12	7.49	H
	5186	-50.63	-13	-37.63	-63.78	-56.43	3.65	9.45	H
	6915	-46.16	-13	-33.16	-63.02	-53.36	4.15	11.35	H
	3465	-52.30	-13	-39.30	-65.12	-56.67	3.12	7.49	V
	5187	-49.51	-13	-36.51	-63.52	-55.31	3.65	9.45	V
	6915	-47.83	-13	-34.83	-63.08	-55.03	4.15	11.35	V

Remark: Spurious emissions within 30-1000MHz were found more than 20dB below limit line.

LTE Band 4 / 3MHz / QPSK / RB Size 1 Offset 0									
Channel	Frequency ( MHz )	EIRP ( dBm )	Limit ( dBm )	Over Limit ( dB )	SPA Reading (dBm)	S.G. Power ( dBm )	TX Cable loss ( dB )	TX Antenna Gain (dBi)	Polarization (H/V)
Middle	3462	-45.22	-13	-32.22	-59.81	-49.59	3.12	7.49	H
	5193	-50.48	-13	-37.48	-63.63	-56.28	3.65	9.45	H
	6924	-45.87	-13	-32.87	-62.73	-53.07	4.15	11.35	H
	3462	-55.71	-13	-42.71	-68.53	-60.08	3.12	7.49	V
	5193	-51.20	-13	-38.20	-65.21	-57.00	3.65	9.45	V
	6924	-47.85	-13	-34.85	-63.1	-55.05	4.15	11.35	V

Remark: Spurious emissions within 30-1000MHz were found more than 20dB below limit line.



LTE Band 4 / 5MHz / QPSK / RB Size 1 Offset 0									
Channel	Frequency ( MHz )	EIRP ( dBm )	Limit ( dBm )	Over Limit ( dB )	SPA Reading (dBm)	S.G. Power ( dBm )	TX Cable loss ( dB )	TX Antenna Gain (dBi)	Polarization (H/V)
Middle	3459	-43.73	-13	-30.73	-59.06	-48.10	3.12	7.49	H
	5191	-50.49	-13	-37.49	-63.64	-56.29	3.65	9.45	H
	6921	-44.78	-13	-31.78	-61.64	-51.98	4.15	11.35	H
	3459	-53.63	-13	-40.63	-66.45	-58.00	3.12	7.49	V
	5191	-49.37	-13	-36.37	-63.38	-55.17	3.65	9.45	V
	6921	-47.22	-13	-34.22	-62.47	-54.42	4.15	11.35	V

Remark: Spurious emissions within 30-1000MHz were found more than 20dB below limit line.

LTE Band 4 / 10MHz / QPSK / RB Size 1 Offset 0									
Channel	Frequency ( MHz )	EIRP ( dBm )	Limit ( dBm )	Over Limit ( dB )	SPA Reading (dBm)	S.G. Power ( dBm )	TX Cable loss ( dB )	TX Antenna Gain (dBi)	Polarization (H/V)
Middle	3456	-40.33	-13	-27.33	-57.03	-44.70	3.12	7.49	H
	5184	-50.47	-13	-37.47	-63.62	-56.27	3.65	9.45	H
	6912	-45.13	-13	-32.13	-61.99	-52.33	4.15	11.35	H
	3456	-50.34	-13	-37.34	-63.16	-54.71	3.12	7.49	V
	5184	-48.74	-13	-35.74	-62.75	-54.54	3.65	9.45	V
	6912	-47.03	-13	-34.03	-62.28	-54.23	4.15	11.35	V

Remark: Spurious emissions within 30-1000MHz were found more than 20dB below limit line.





LTE Band 4 / 15MHz / QPSK / RB Size 1 Offset 0									
Channel	Frequency ( MHz )	EIRP ( dBm )	Limit ( dBm )	Over Limit ( dB )	SPA Reading (dBm)	S.G. Power ( dBm )	TX Cable loss ( dB )	TX Antenna Gain (dBi)	Polarization (H/V)
Middle	3450	-41.11	-13	-28.11	-57.57	-45.48	3.12	7.49	H
	5178	-49.78	-13	-36.78	-62.93	-55.58	3.65	9.45	H
	6903	-44.33	-13	-31.33	-61.19	-51.53	4.15	11.35	H
	3450	-50.51	-13	-37.51	-63.33	-54.88	3.12	7.49	V
	5177	-49.30	-13	-36.30	-63.31	-55.10	3.65	9.45	V
	6903	-46.46	-13	-33.46	-61.71	-53.66	4.15	11.35	V

Remark: Spurious emissions within 30-1000MHz were found more than 20dB below limit line.

LTE Band 4 / 20MHz / QPSK / RB Size 1 Offset 0									
Channel	Frequency ( MHz )	EIRP ( dBm )	Limit ( dBm )	Over Limit ( dB )	SPA Reading (dBm)	S.G. Power ( dBm )	TX Cable loss ( dB )	TX Antenna Gain (dBi)	Polarization (H/V)
Middle	3447	-39.18	-13	-26.18	-56.42	-43.55	3.12	7.49	H
	5172	-50.37	-13	-37.37	-63.52	-56.17	3.65	9.45	H
	6894	-46.19	-13	-33.19	-63.05	-53.39	4.15	11.35	H
	3447	-51.05	-13	-38.05	-63.87	-55.42	3.12	7.49	V
	5171	-48.48	-13	-35.48	-62.49	-54.28	3.65	9.45	V
	6894	-47.24	-13	-34.24	-62.49	-54.44	4.15	11.35	V

Remark: Spurious emissions within 30-1000MHz were found more than 20dB below limit line.



LTE Band 5 / 1.4MHz / QPSK / RB Size 1 Offset 0									
Channel	Frequency ( MHz )	ERP ( dBm )	Limit ( dBm )	Over Limit ( dB )	SPA Reading (dBm)	S.G. Power ( dBm )	TX Cable loss ( dB )	TX Antenna Gain (dBi)	Polarization (H/V)
Middle	1672	-55.41	-13	-42.41	-57.59	-57.30	1.86	5.90	H
	2510	-52.75	-13	-39.75	-61.78	-55.09	2.31	6.80	H
	3342	-53.37	-13	-40.37	-66.00	-55.77	2.85	7.40	H
	1672	-60.32	-13	-47.32	-59.18	-62.21	1.86	5.90	V
	2507	-51.24	-13	-38.24	-62.21	-53.58	2.31	6.80	V
	3342	-52.83	-13	-39.83	-66.81	-55.23	2.85	7.40	V

Remark: Spurious emissions within 30-1000MHz were found more than 20dB below limit line.

LTE Band 5 / 3MHz / QPSK / RB Size 1 Offset 0									
Channel	Frequency ( MHz )	ERP ( dBm )	Limit ( dBm )	Over Limit ( dB )	SPA Reading (dBm)	S.G. Power ( dBm )	TX Cable loss ( dB )	TX Antenna Gain (dBi)	Polarization (H/V)
Middle	1670	-54.18	-13	-41.18	-56.36	-56.07	1.86	5.90	H
	2505	-55.05	-13	-42.05	-64.08	-57.39	2.31	6.80	H
	3339	-54.03	-13	-41.03	-66.66	-56.43	2.85	7.40	H
	1670	-60.23	-13	-47.23	-59.09	-62.12	1.86	5.90	V
	2505	-53.77	-13	-40.77	-64.74	-56.11	2.31	6.80	V
	3339	-51.82	-13	-38.82	-65.80	-54.22	2.85	7.40	V

Remark: Spurious emissions within 30-1000MHz were found more than 20dB below limit line.



LTE Band 5 / 5MHz / QPSK / RB Size 1 Offset 0									
Channel	Frequency ( MHz )	ERP ( dBm )	Limit ( dBm )	Over Limit ( dB )	SPA Reading (dBm)	S.G. Power ( dBm )	TX Cable loss ( dB )	TX Antenna Gain (dBi)	Polarization (H/V)
Middle	1668	-57.52	-13	-44.52	-59.70	-59.41	1.86	5.90	H
	2502.7	-55.02	-13	-42.02	-64.05	-57.36	2.31	6.80	H
	3366	-54.56	-13	-41.56	-67.19	-56.96	2.85	7.40	H
	1688	-60.26	-13	-47.26	-59.12	-62.15	1.86	5.90	V
	2504	-48.82	-13	-35.82	-59.79	-51.16	2.31	6.80	V
	3366	-53.17	-13	-40.17	-67.15	-55.57	2.85	7.40	V

Remark: Spurious emissions within 30-1000MHz were found more than 20dB below limit line.

LTE Band 5 / 10MHz / QPSK / RB Size 1 Offset 0									
Channel	Frequency ( MHz )	ERP ( dBm )	Limit ( dBm )	Over Limit ( dB )	SPA Reading (dBm)	S.G. Power ( dBm )	TX Cable loss ( dB )	TX Antenna Gain (dBi)	Polarization (H/V)
Middle	1664	-56.81	-13	-43.81	-58.99	-58.70	1.86	5.90	H
	2496.54	-54.86	-13	-41.86	-63.89	-57.20	2.31	6.80	H
	3336	-52.29	-13	-39.29	-64.92	-54.69	2.85	7.40	H
	1664	-60.10	-13	-47.10	-58.96	-61.99	1.86	5.90	V
	2496	-46.66	-13	-33.66	-58.68	-49.00	2.31	6.80	V
	3330	-53.14	-13	-40.14	-67.12	-55.54	2.85	7.40	V

Remark: Spurious emissions within 30-1000MHz were found more than 20dB below limit line.



LTE Band 7 / 5MHz / QPSK / RB Size 1 Offset 0									
Channel	Frequency ( MHz )	EIRP ( dBm )	Limit ( dBm )	Over Limit ( dB )	SPA Reading (dBm)	S.G. Power ( dBm )	TX Cable loss ( dB )	TX Antenna Gain (dBi)	Polarization (H/V)
Middle	5063	-45.88	-25	-20.88	-59.86	-51.66	3.49	9.27	H
	7601	-39.53	-25	-14.53	-57.72	-47.32	4.28	12.07	H
	10132	-31.24	-25	-6.24	-56.42	-38.54	5.1	12.40	H
	5066	-49.02	-25	-24.02	-63.18	-54.80	3.49	9.27	V
	7601	-43.62	-25	-18.62	-60.64	-51.41	4.28	12.07	V
	10132	-32.28	-25	-7.28	-57.32	-39.58	5.1	12.40	V

Remark: Spurious emissions within 30-1000MHz were found more than 20dB below limit line.

LTE Band 7 / 10MHz / QPSK / RB Size 1 Offset 0									
Channel	Frequency ( MHz )	EIRP ( dBm )	Limit ( dBm )	Over Limit ( dB )	SPA Reading (dBm)	S.G. Power ( dBm )	TX Cable loss ( dB )	TX Antenna Gain (dBi)	Polarization (H/V)
Middle	5060	-44.16	-25	-19.16	-58.14	-49.94	3.49	9.27	H
	7592	-39.68	-25	-14.68	-57.79	-47.47	4.28	12.07	H
	10124	-31.28	-25	-6.28	-56.46	-38.58	5.1	12.40	H
	5060	-47.52	-25	-22.52	-61.68	-53.30	3.49	9.27	V
	7592	-42.90	-25	-17.90	-59.92	-50.69	4.28	12.07	V
	10124	-32.51	-25	-7.51	-57.42	-39.81	5.1	12.40	V

Remark: Spurious emissions within 30-1000MHz were found more than 20dB below limit line.



LTE Band 7 / 15MHz / QPSK / RB Size 1 Offset 0									
Channel	Frequency ( MHz )	EIRP ( dBm )	Limit ( dBm )	Over Limit ( dB )	SPA Reading (dBm)	S.G. Power ( dBm )	TX Cable loss ( dB )	TX Antenna Gain (dBi)	Polarization (H/V)
Middle	5057	-46.38	-25	-21.38	-60.36	-52.16	3.49	9.27	H
	7586	-41.47	-25	-16.47	-58.45	-49.26	4.28	12.07	H
	10112	-30.12	-25	-5.12	-55.46	-37.42	5.1	12.40	H
	5051	-47.43	-25	-22.43	-61.59	-53.21	3.49	9.27	V
	7586	-44.64	-25	-19.64	-61.66	-52.43	4.28	12.07	V
	10112	-35.44	-25	-10.44	-58.9	-42.74	5.1	12.40	V

Remark: Spurious emissions within 30-1000MHz were found more than 20dB below limit line.

LTE Band 7 / 20MHz / QPSK / RB Size 1 Offset 0									
Channel	Frequency ( MHz )	EIRP ( dBm )	Limit ( dBm )	Over Limit ( dB )	SPA Reading (dBm)	S.G. Power ( dBm )	TX Cable loss ( dB )	TX Antenna Gain (dBi)	Polarization (H/V)
Middle	5051	-43.05	-25	-18.05	-57.65	-48.83	3.49	9.27	H
	7580	-42.62	-25	-17.62	-59.16	-50.41	4.28	12.07	H
	10104	-30.20	-25	-5.20	-55.53	-37.50	5.1	12.40	H
	5051	-47.35	-25	-22.35	-61.51	-53.13	3.49	9.27	V
	7578	-47.34	-25	-22.34	-64.37	-55.13	4.28	12.07	V
	10104	-30.32	-25	-5.32	-55.96	-37.62	5.1	12.40	V

Remark: Spurious emissions within 30-1000MHz were found more than 20dB below limit line.



LTE Band 38 / 5MHz / QPSK / RB Size 1 Offset 0									
Channel	Frequency ( MHz )	EIRP ( dBm )	Limit ( dBm )	Over Limit ( dB )	SPA Reading (dBm)	S.G. Power ( dBm )	TX Cable loss ( dB )	TX Antenna Gain (dBi)	Polarization (H/V)
Middle	5186	-43.57	-25	-18.57	-57.83	-49.35	3.49	9.27	H
	7781	-30.45	-25	-5.45	-52.53	-38.24	4.28	12.07	H
	10372	-32.48	-25	-7.48	-57.44	-39.78	5.1	12.40	H
	5186	-36.43	-25	-11.43	-54.17	-42.21	3.49	9.27	V
	7781	-28.72	-25	-3.72	-51.16	-36.51	4.28	12.07	V
	10372	-28.60	-25	-3.60	-54.73	-35.90	5.1	12.40	V

Remark: Spurious emissions within 30-1000MHz were found more than 20dB below limit line.

LTE Band 38 / 10MHz / QPSK / RB Size 1 Offset 0									
Channel	Frequency ( MHz )	EIRP ( dBm )	Limit ( dBm )	Over Limit ( dB )	SPA Reading (dBm)	S.G. Power ( dBm )	TX Cable loss ( dB )	TX Antenna Gain (dBi)	Polarization (H/V)
Middle	5180	-44.10	-25	-19.10	-58.08	-49.88	3.49	9.27	H
	7775	-32.95	-25	-7.95	-54.38	-40.74	4.28	12.07	H
	10364	-28.78	-25	-3.78	-54.77	-36.08	5.1	12.40	H
	12954	-34.72	-25	-9.72	-60.62	-42.00	5.66	12.94	H
	5180	-35.19	-25	-10.19	-53.21	-40.97	3.49	9.27	V
	7775	-30.01	-25	-5.01	-51.75	-37.80	4.28	12.07	V
	10364	-28.85	-25	-3.85	-54.93	-36.15	5.1	12.40	V
	12951	-36.88	-25	-11.88	-61.52	-44.16	5.66	12.94	V

Remark: Spurious emissions within 30-1000MHz were found more than 20dB below limit line.



LTE Band 38 / 15MHz / QPSK / RB Size 1 Offset 0									
Channel	Frequency ( MHz )	EIRP ( dBm )	Limit ( dBm )	Over Limit ( dB )	SPA Reading (dBm)	S.G. Power ( dBm )	TX Cable loss ( dB )	TX Antenna Gain (dBi)	Polarization (H/V)
Middle	5177	-44.64	-25	-19.64	-58.62	-50.42	3.49	9.27	H
	7766	-29.29	-25	-4.29	-51.67	-37.08	4.28	12.07	H
	10352	-30.29	-25	-5.29	-55.60	-37.59	5.1	12.40	H
	5177	-38.17	-25	-13.17	-55.23	-43.95	3.49	9.27	V
	7766	-32.91	-25	-7.91	-53.59	-40.70	4.28	12.07	V
	10356	-28.29	-25	-3.29	-54.49	-35.59	5.1	12.40	V

Remark: Spurious emissions within 30-1000MHz were found more than 20dB below limit line.

LTE Band 38 / 20MHz / QPSK / RB Size 1 Offset 0									
Channel	Frequency ( MHz )	EIRP ( dBm )	Limit ( dBm )	Over Limit ( dB )	SPA Reading (dBm)	S.G. Power ( dBm )	TX Cable loss ( dB )	TX Antenna Gain (dBi)	Polarization (H/V)
Middle	5171	-45.97	-25	-20.97	-59.95	-51.75	3.49	9.27	H
	7760	-30.46	-25	-5.46	-52.54	-38.25	4.28	12.07	H
	10344	-28.60	-25	-3.60	-54.65	-35.90	5.1	12.40	H
	5171	-35.43	-25	-10.43	-53.42	-41.21	3.49	9.27	V
	7760	-30.79	-25	-5.79	-52.48	-38.58	4.28	12.07	V
	10344	-29.09	-25	-4.09	-55.11	-36.39	5.1	12.40	V

Remark: Spurious emissions within 30-1000MHz were found more than 20dB below limit line.