





## Appendix D. Photographs of EUT and Setup

<Photographs of EUT>

Laptop PC Mode



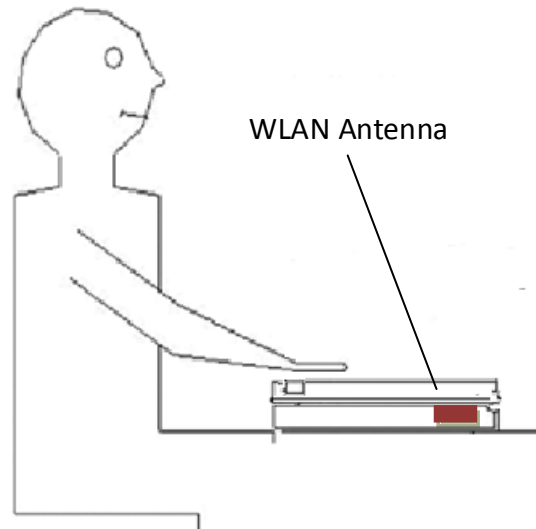
Tablet PC Mode



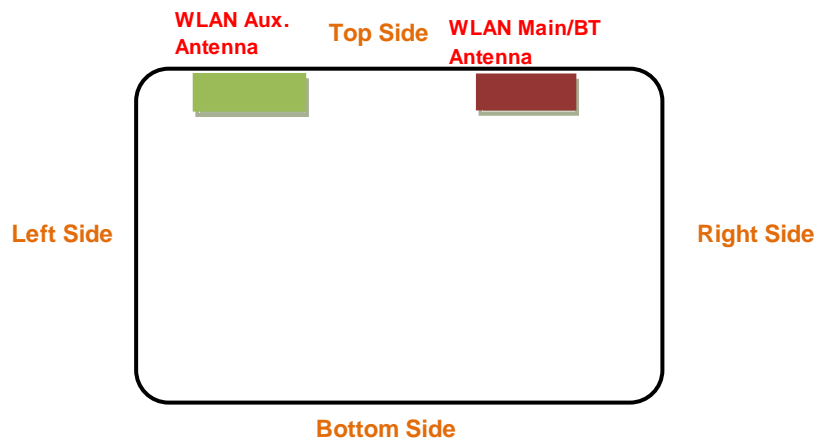
# FCC SAR Test Report

## <Antenna Location>

Tablet PC Mode



<EUT Right Side View>

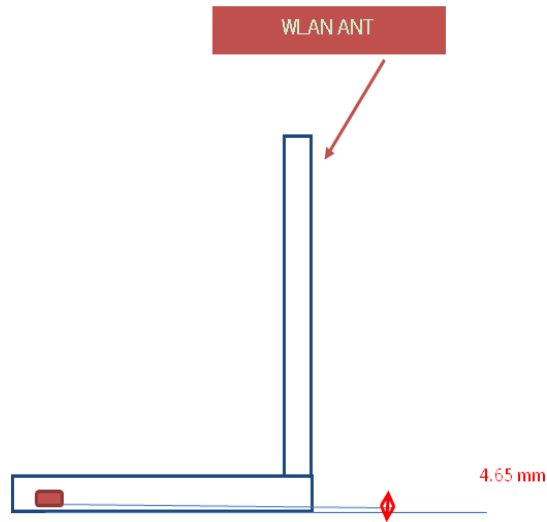


<EUT Front View>

The separation distance for antenna to edge:

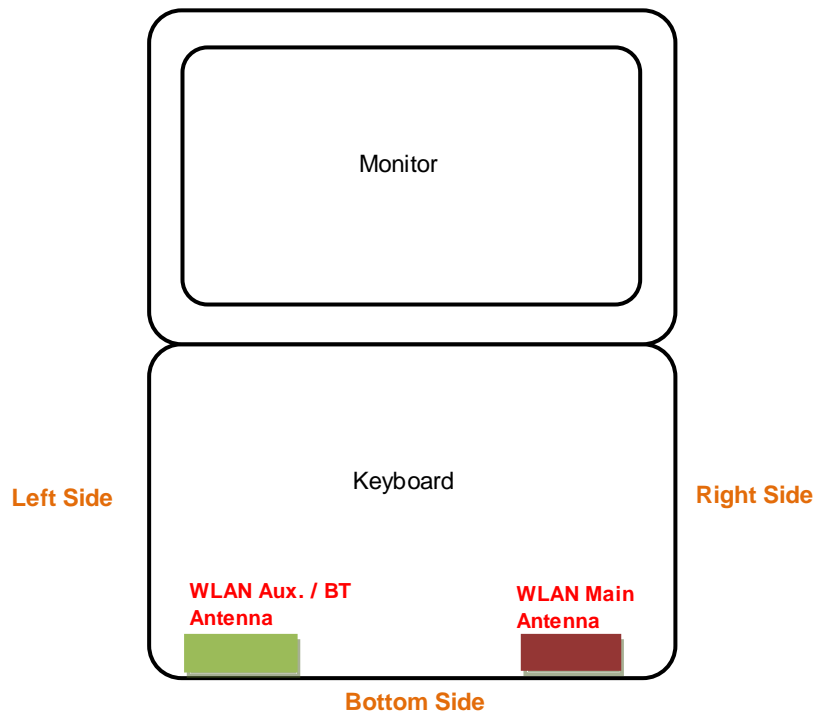
Antenna	To Top Side (mm)	To Bottom Side (mm)	To Left Side (mm)	To Right Side (mm)
WLAN-0 Main/BT Ant	2.73	198.65	226.35	32.45
WLAN-1 Aux Ant	2.73	198.65	32.45	226.35

Laptop PC Mode



<EUT Right Side View>

Top Side



<EUT Front View>

The separation distance for antenna to edge:

Antenna	To Top Side (mm)	To Bottom Side (mm)	To Left Side (mm)	To Right Side (mm)
WLAN-0 Main/BT Ant	198.65	2.73	226.35	32.45
WLAN-1 Aux Ant	198.65	2.73	32.45	226.35

<Photographs of SAR Setup>

Tablet PC Mode



Body - Rear Face of EUT at 0 mm




Body - Rear Face of EUT at 25 mm




Body - Right Side of EUT at 0 mm



Body - Right Side of EUT at 20 mm



Body - Left Side of EUT at 0 mm



Body - Top Side of EUT at 0 mm

## FCC SAR Test Report

---



Body - Top Side of EUT at 13 mm

### Laptop PC Mode



Body - Bottom Side of EUT at 0 mm