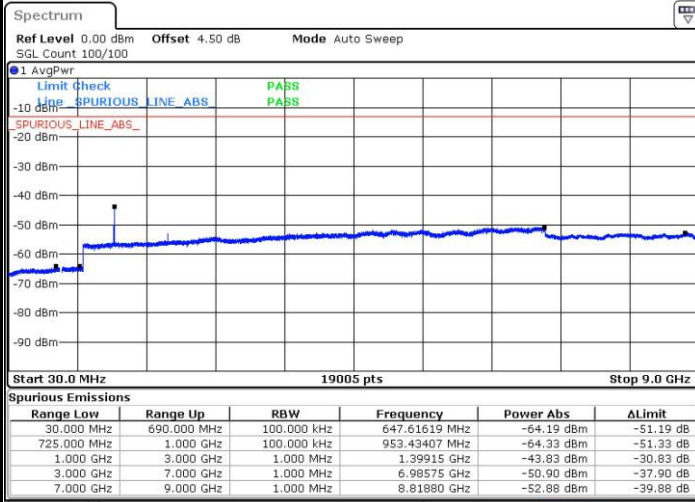




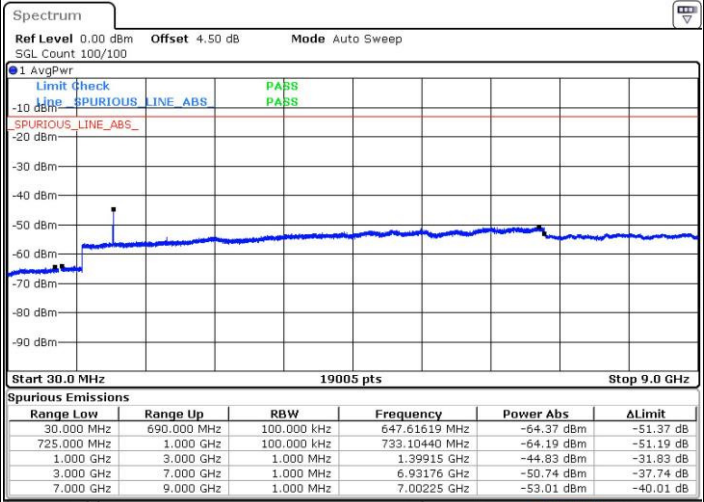
LTE Band 12 / 5MHz

Lowest Channel / QPSK

Lowest Channel / 16QAM



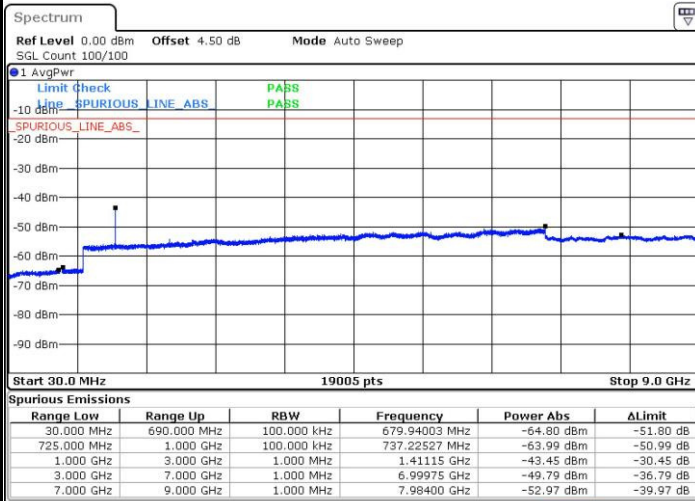
Date: 4 JUL 2016 03:03:23



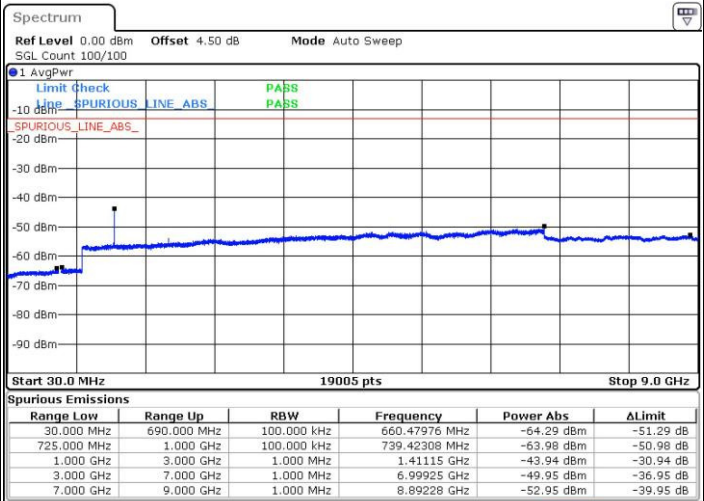
Date: 4 JUL 2016 03:06:45

Middle Channel / QPSK

Middle Channel / 16QAM



Date: 4 JUL 2016 03:08:27



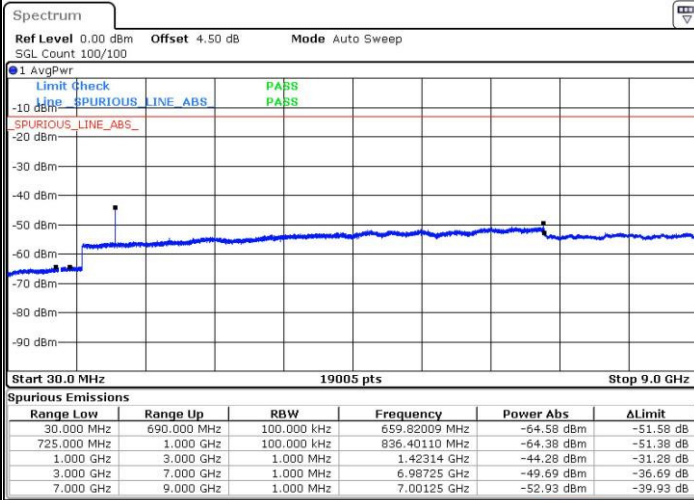
Date: 4 JUL 2016 03:08:55



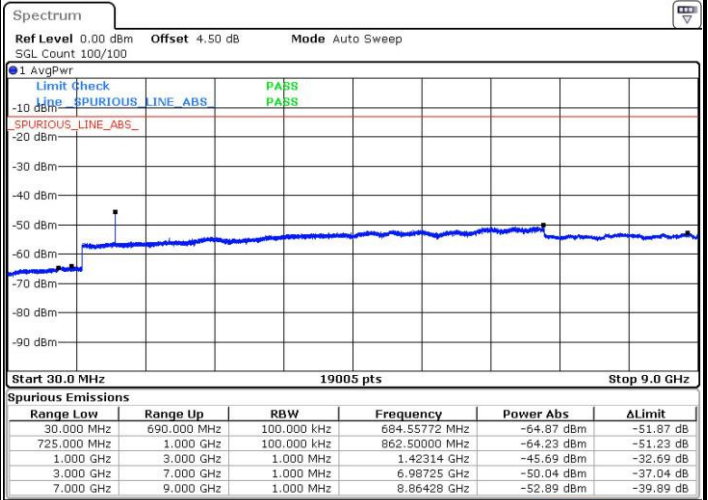
LTE Band 12 / 5MHz

Highest Channel / QPSK

Highest Channel / 16QAM



Date: 4 JUL 2016 03:09:47

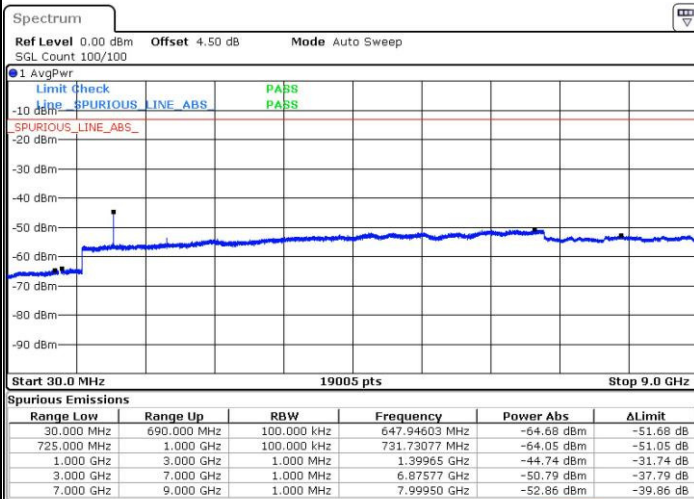


Date: 4 JUL 2016 03:09:20

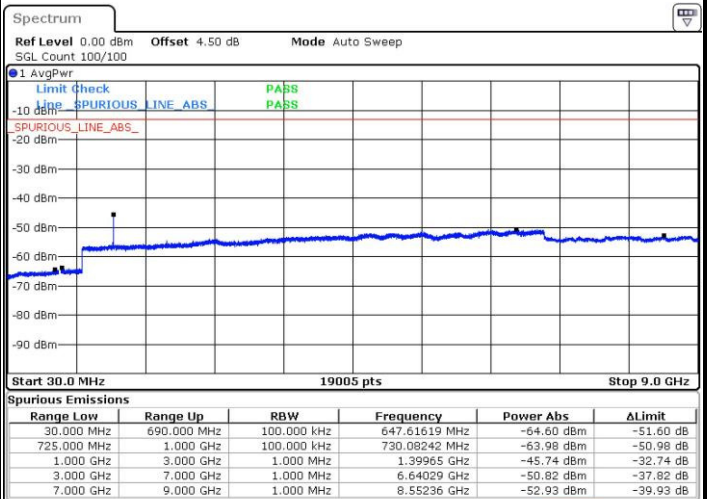
LTE Band 12 / 10MHz

Lowest Channel / QPSK

Lowest Channel / 16QAM



Date: 4 JUL 2016 03:15:10

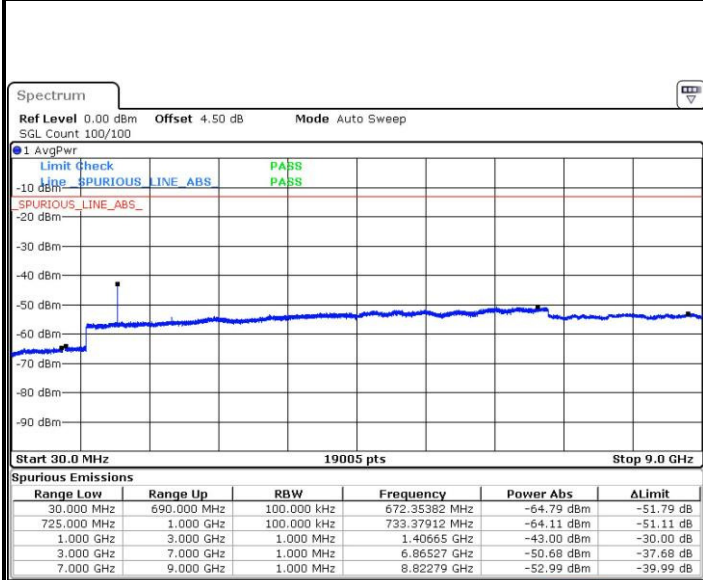


Date: 4 JUL 2016 03:15:36



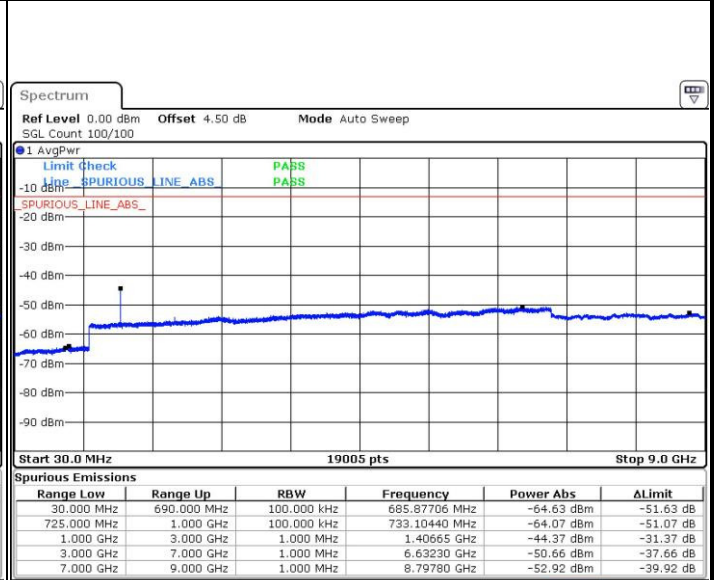
LTE Band 12 / 10MHz

Middle Channel / QPSK



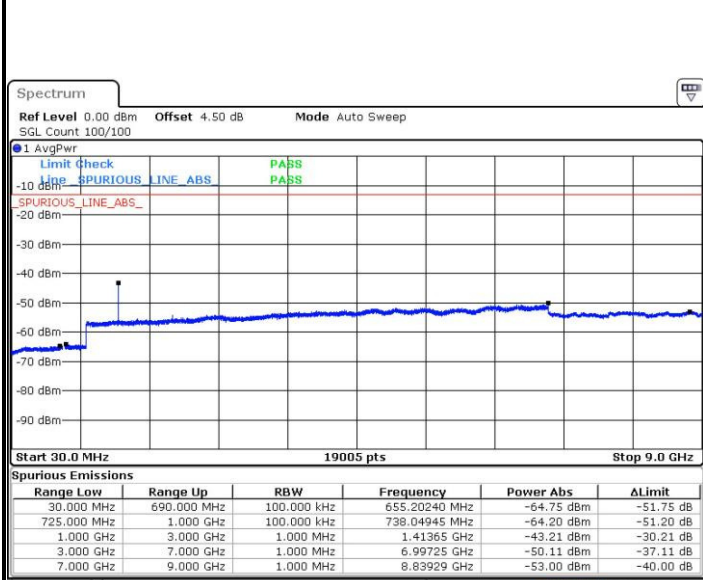
Date: 4 JUL 2016 03:16:27

Middle Channel / 16QAM



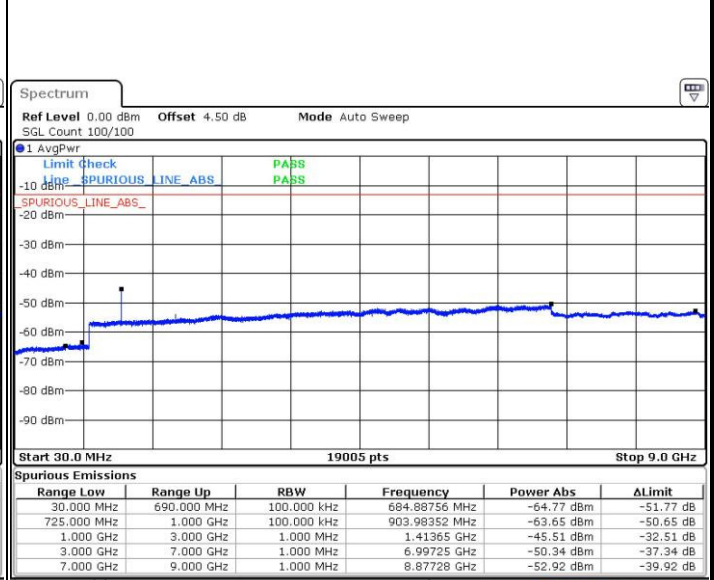
Date: 4 JUL 2016 03:16:01

Highest Channel / QPSK



Date: 4 JUL 2016 03:20:45

Highest Channel / 16QAM



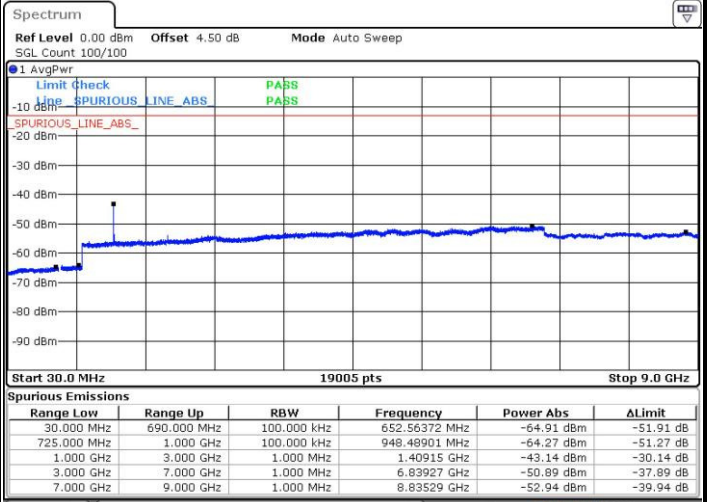
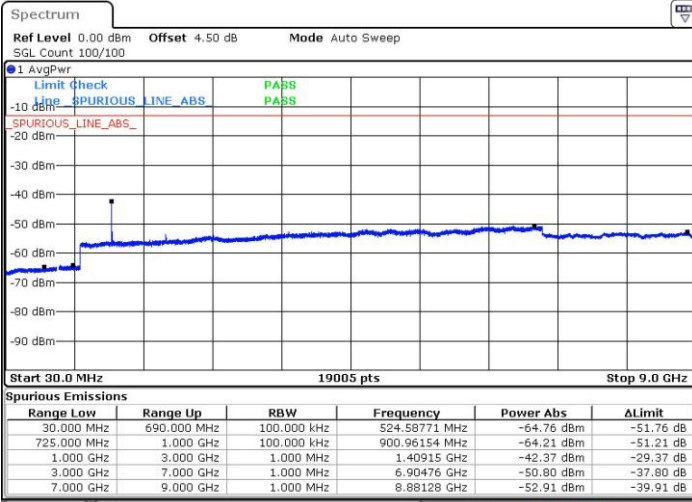
Date: 4 JUL 2016 03:23:21



LTE Band 17 / 5MHz

Lowest Channel / QPSK

Lowest Channel / 16QAM

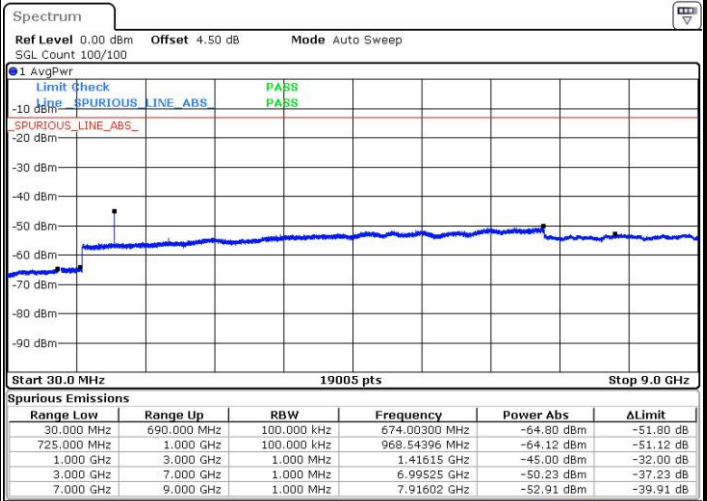
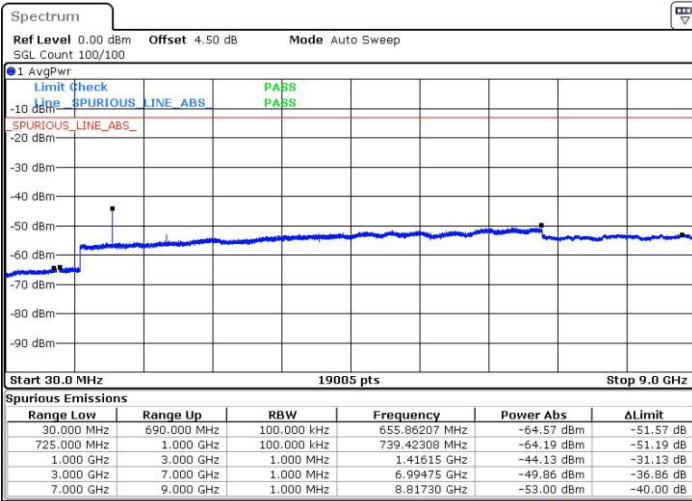


Date: 4 JUL 2016 00:44:39

Date: 4 JUL 2016 00:45:34

Middle Channel / QPSK

Middle Channel / 16QAM



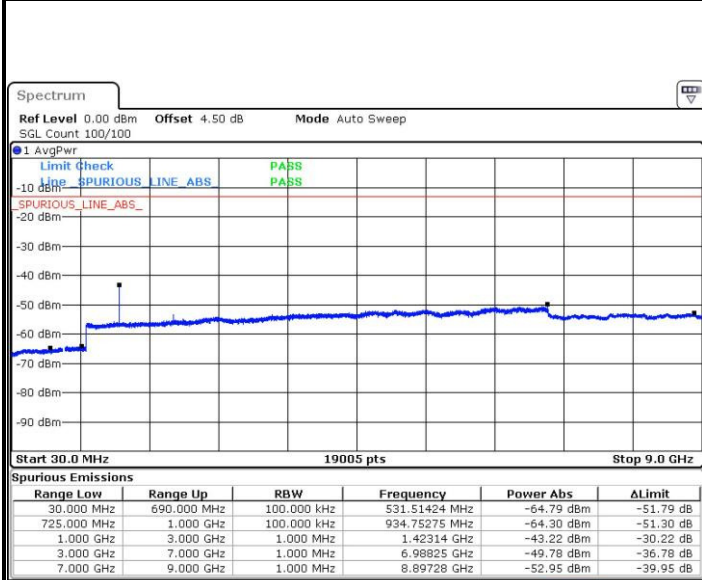
Date: 4 JUL 2016 00:47:13

Date: 4 JUL 2016 00:48:08



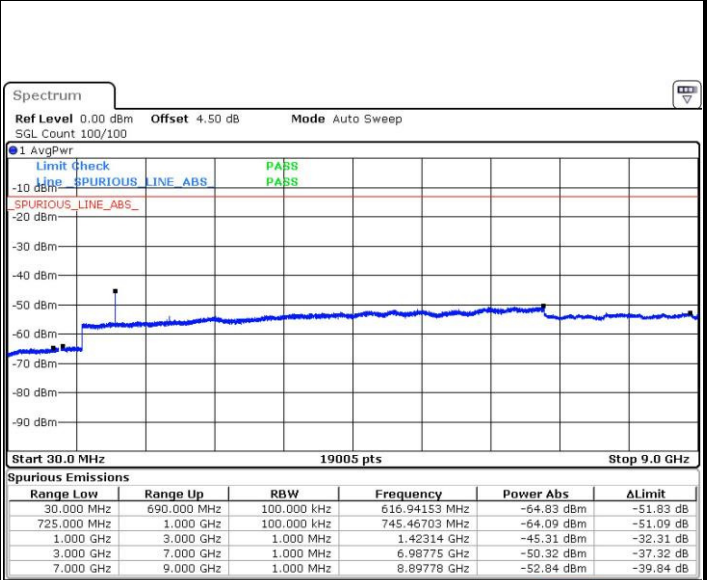
LTE Band 17 / 5MHz

Highest Channel / QPSK



Date: 4 JUL 2016 00:54:28

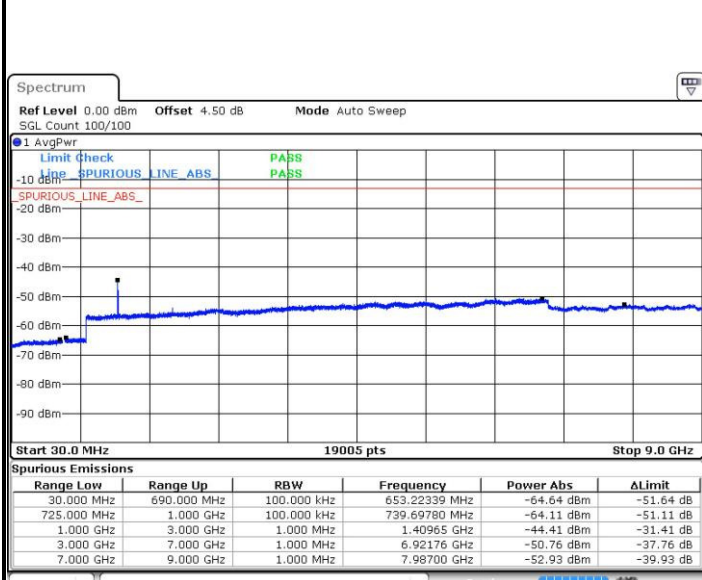
Highest Channel / 16QAM



Date: 4 JUL 2016 00:55:22

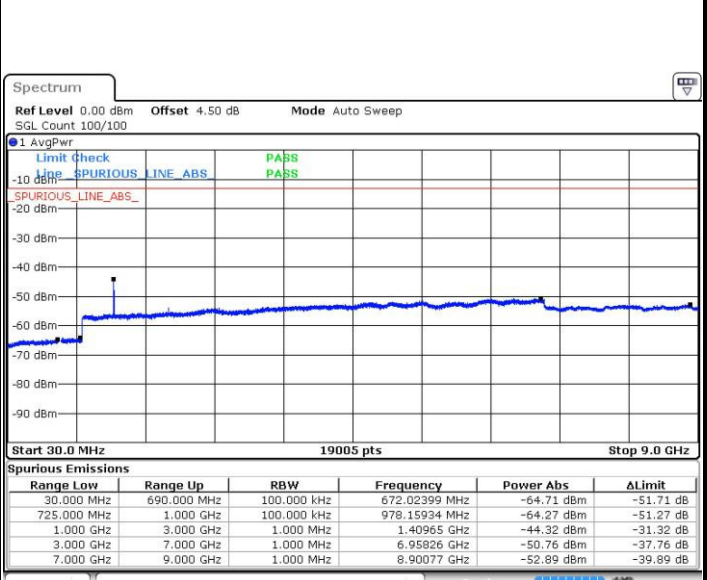
LTE Band 17 / 10MHz

Lowest Channel / QPSK



Date: 4 JUL 2016 01:01:43

Lowest Channel / 16QAM

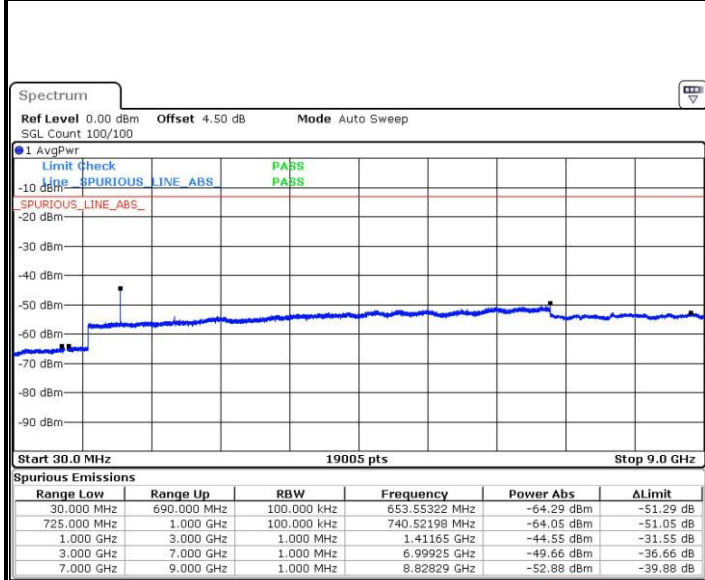


Date: 4 JUL 2016 01:02:38



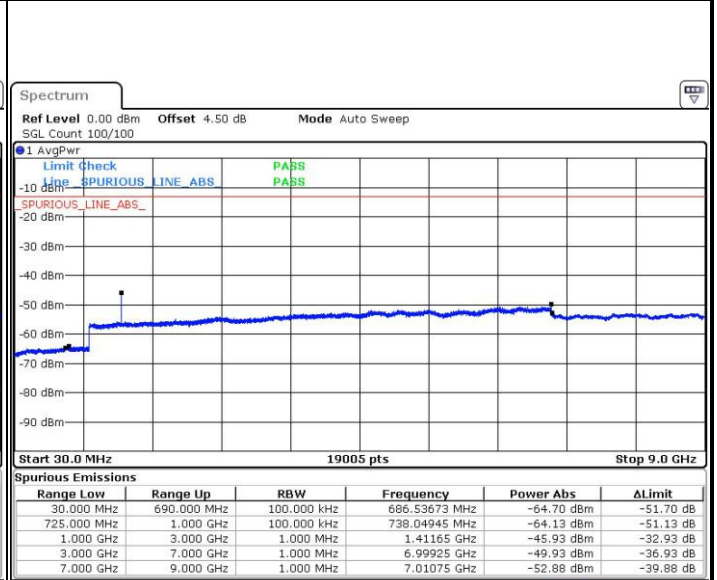
LTE Band 17 / 10MHz

Middle Channel / QPSK



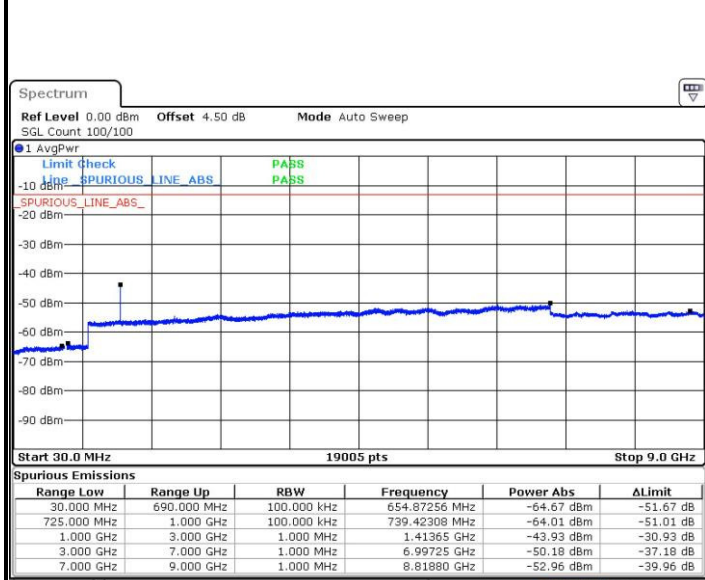
Date: 4 JUL 2016 01:04:18

Middle Channel / 16QAM



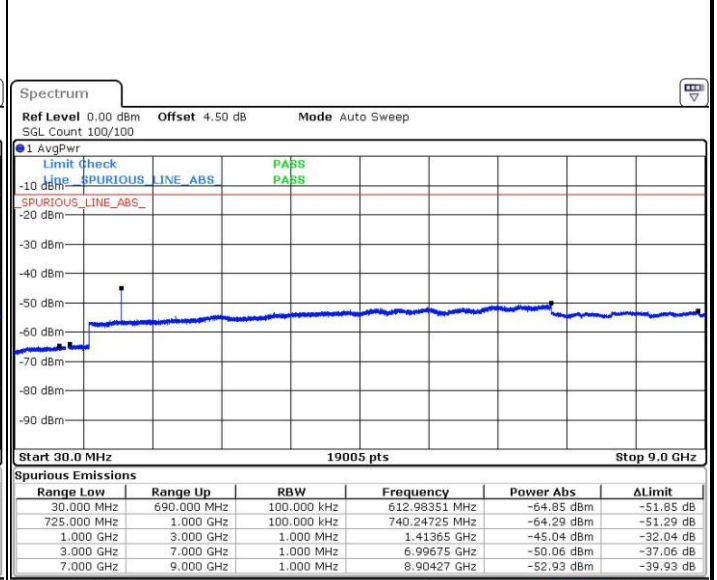
Date: 4 JUL 2016 01:05:13

Highest Channel / QPSK



Date: 4 JUL 2016 01:11:33

Highest Channel / 16QAM



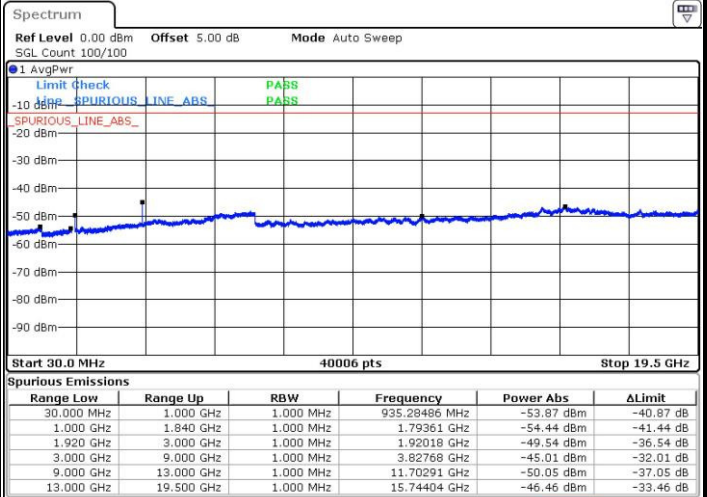
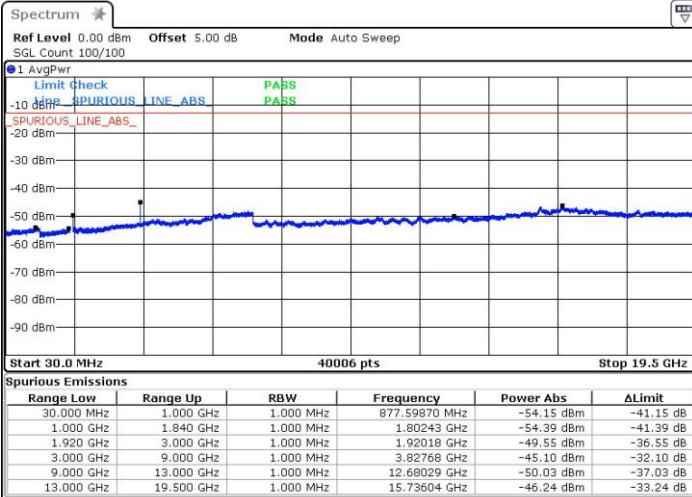
Date: 4 JUL 2016 01:12:28



LTE Band 25 / 1.4MHz

Highest Channel / QPSK

Highest Channel / 16QAM



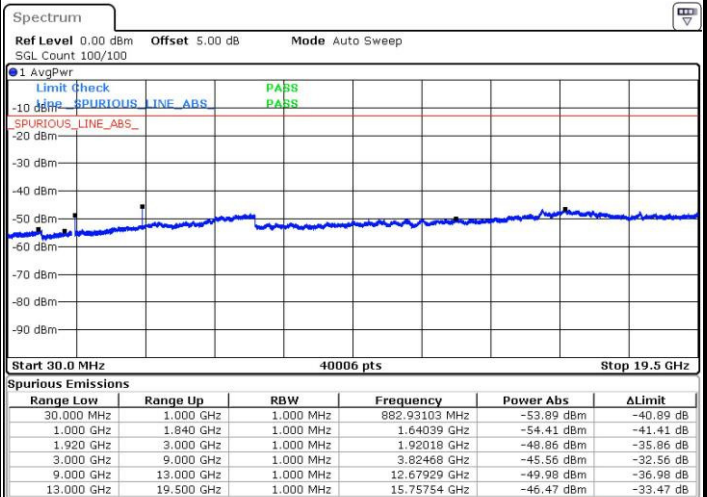
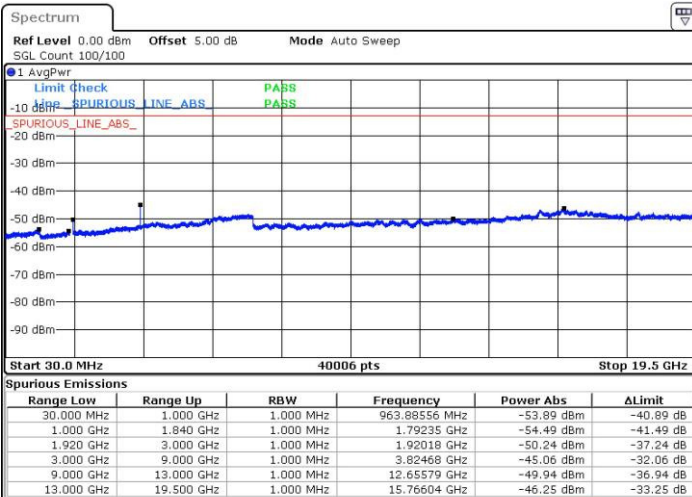
Date: 4 JUL 2016 22:06:51

Date: 4 JUL 2016 22:07:32

LTE Band 25 / 3MHz

Highest Channel / QPSK

Highest Channel / 16QAM



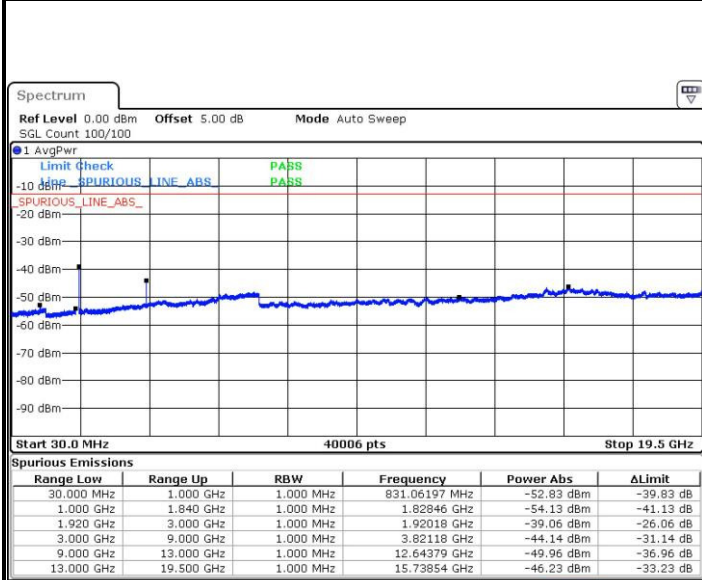
Date: 4 JUL 2016 22:09:02

Date: 4 JUL 2016 22:08:23



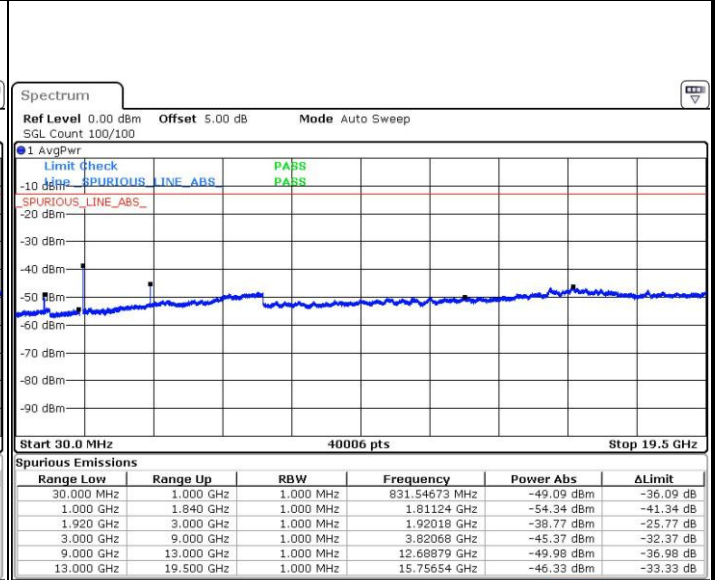
LTE Band 25 / 5MHz

Highest Channel / QPSK



Date: 4 JUL 2016 22:17:41

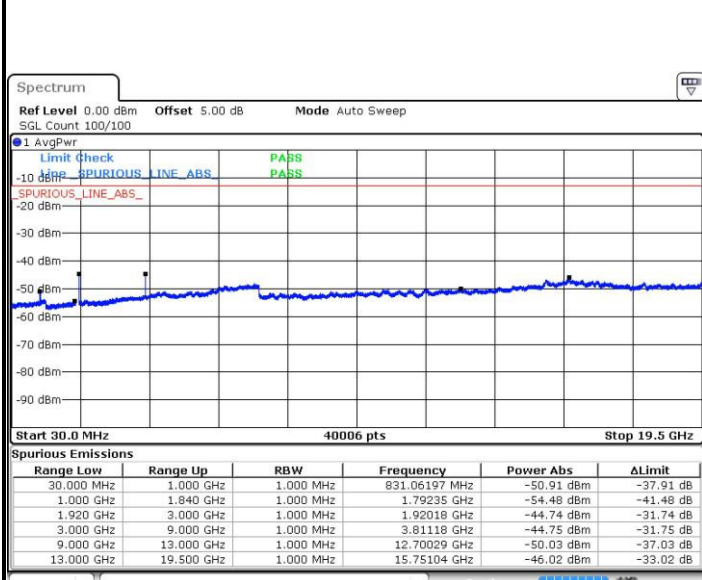
Highest Channel / 16QAM



Date: 4 JUL 2016 22:17:02

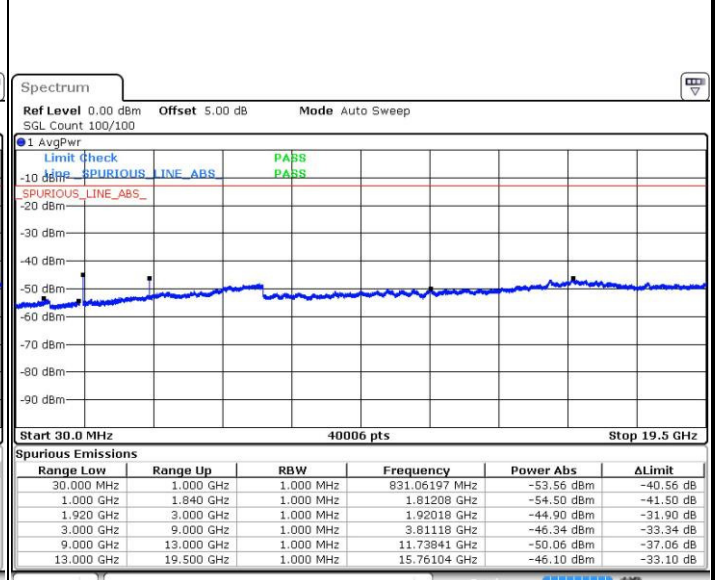
LTE Band 25 / 10MHz

Highest Channel / QPSK



Date: 4 JUL 2016 22:18:40

Highest Channel / 16QAM

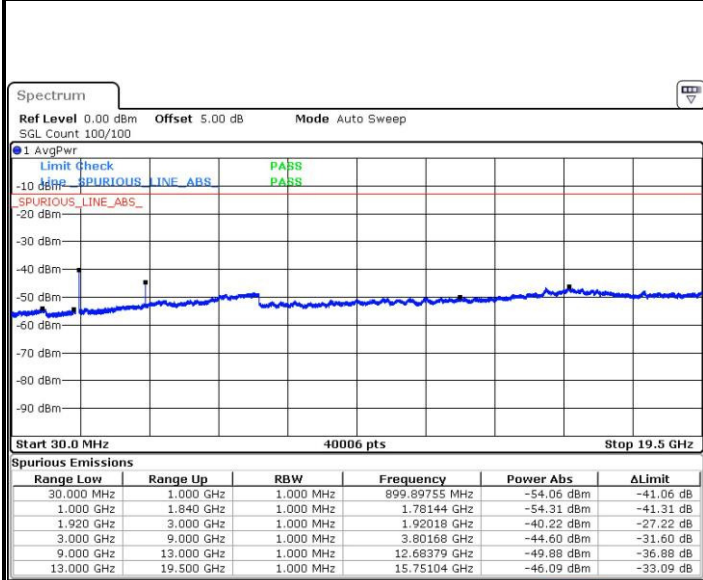


Date: 4 JUL 2016 22:19:18



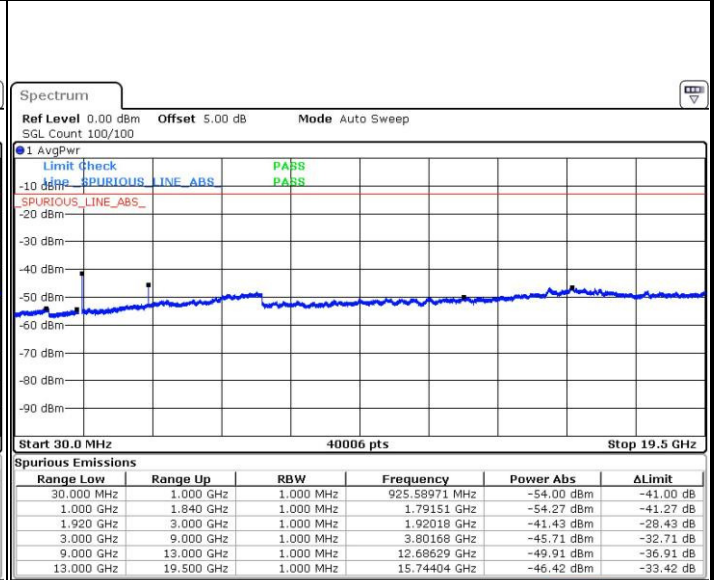
LTE Band 25 / 15MHz

Highest Channel / QPSK



Date: 4 JUL 2016 22:29:39

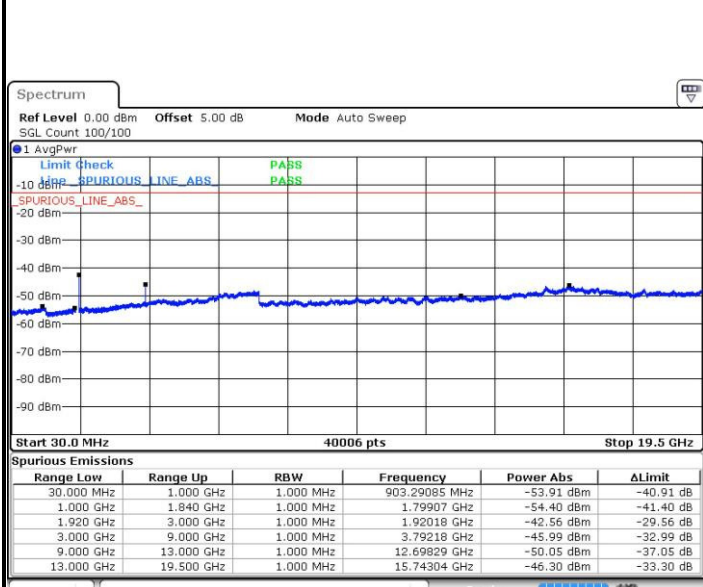
Highest Channel / 16QAM



Date: 4 JUL 2016 22:28:20

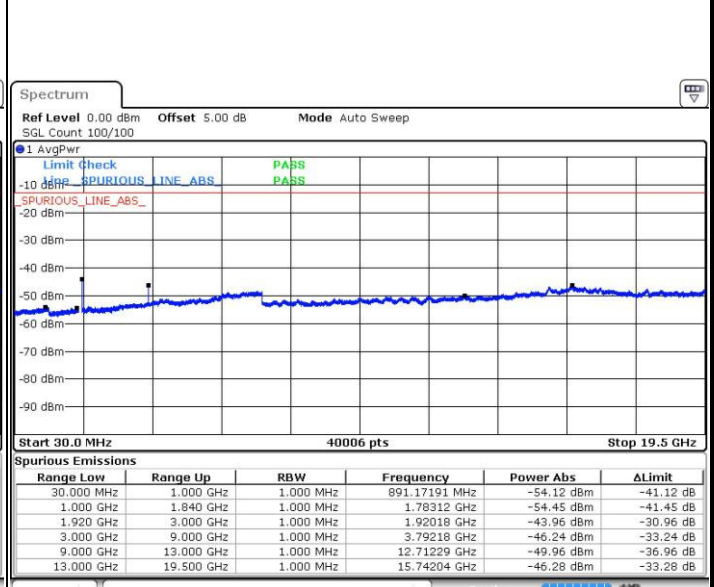
LTE Band 25 / 20MHz

Highest Channel / QPSK



Date: 4 JUL 2016 22:33:31

Highest Channel / 16QAM



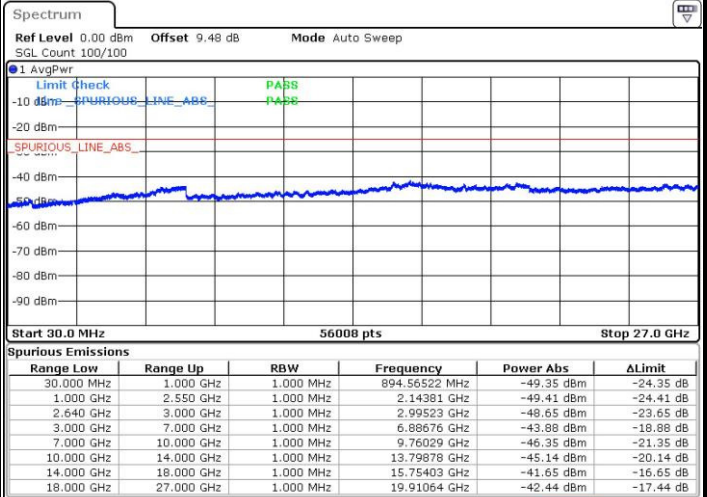
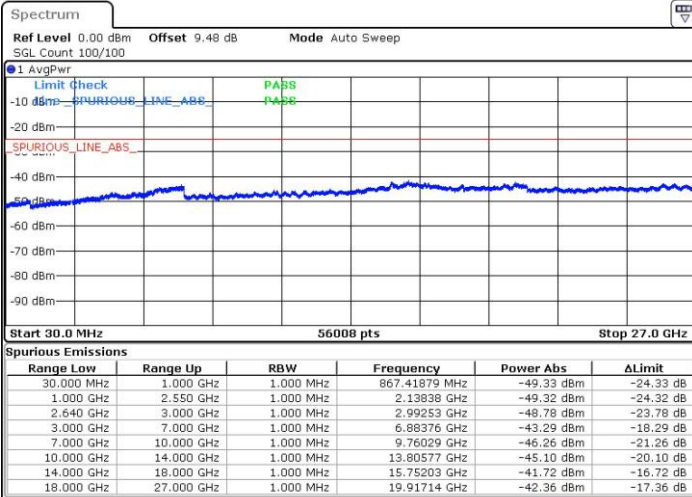
Date: 4 JUL 2016 22:32:43



LTE Band 38 / 5MHz

Lowest Channel / QPSK

Lowest Channel / 16QAM

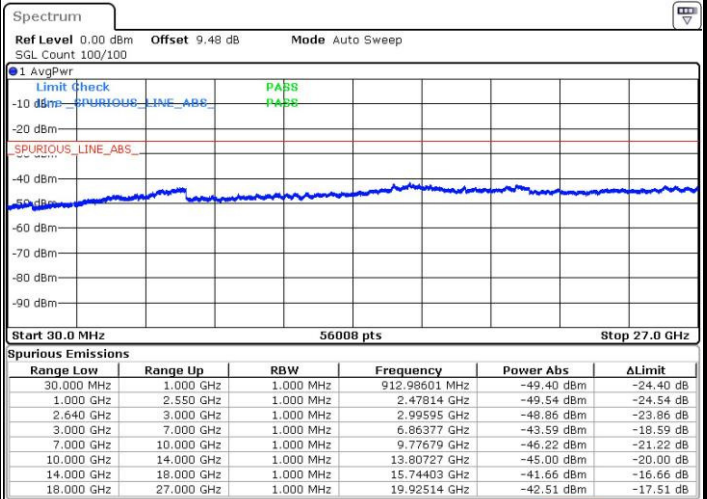
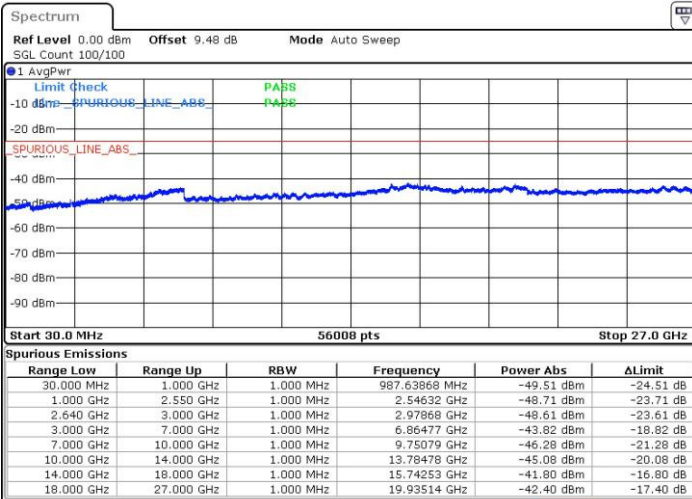


Date: 5 JUL 2016 01:33:40

Date: 5 JUL 2016 01:34:48

Middle Channel / QPSK

Middle Channel / 16QAM



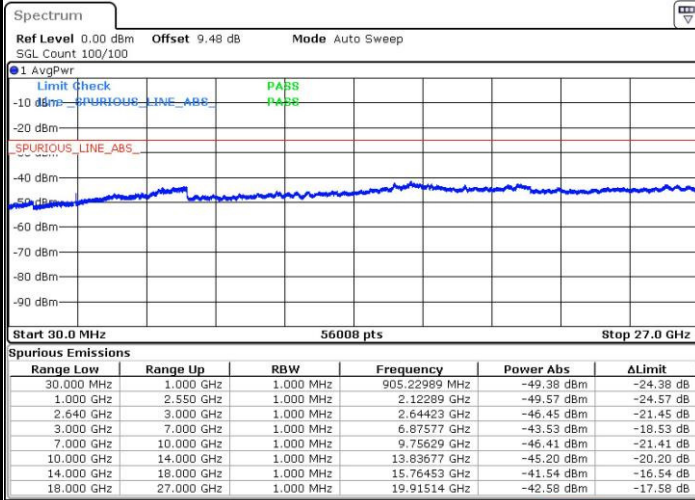
Date: 5 JUL 2016 01:38:39

Date: 5 JUL 2016 01:35:35



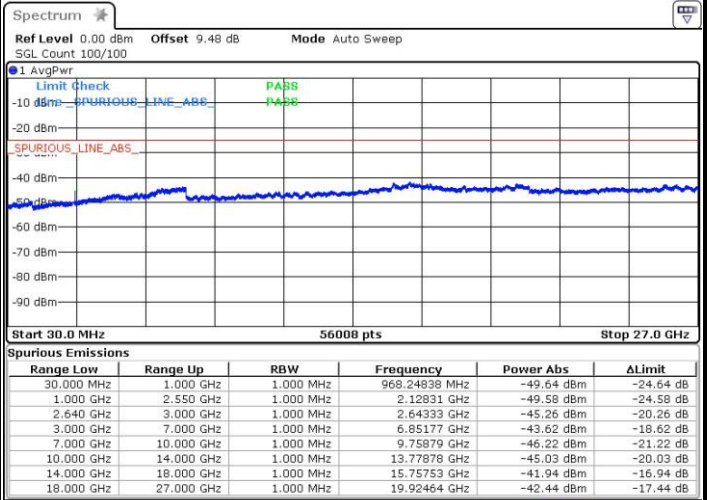
LTE Band 38 / 5MHz

Highest Channel / QPSK



Date: 5 JUL 2016 01:37:28

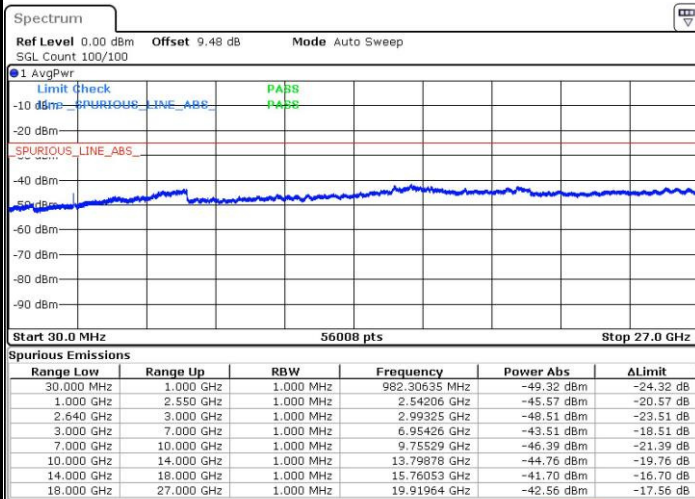
Highest Channel / 16QAM



Date: 5 JUL 2016 01:38:37

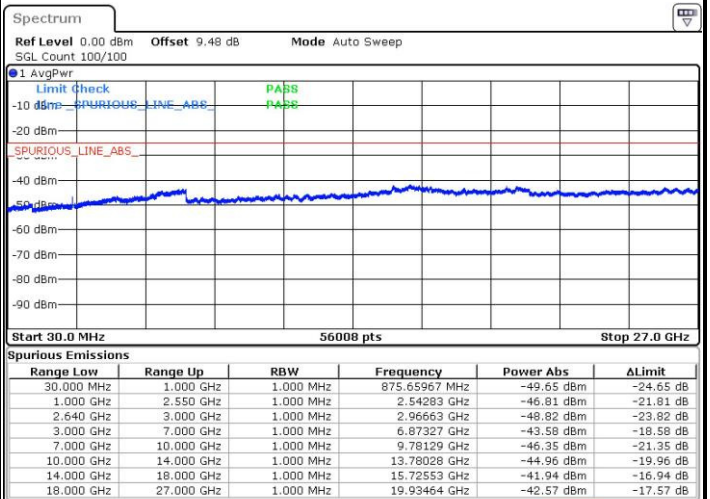
LTE Band 38 / 10MHz

Lowest Channel / QPSK



Date: 5 JUL 2016 01:47:53

Lowest Channel / 16QAM



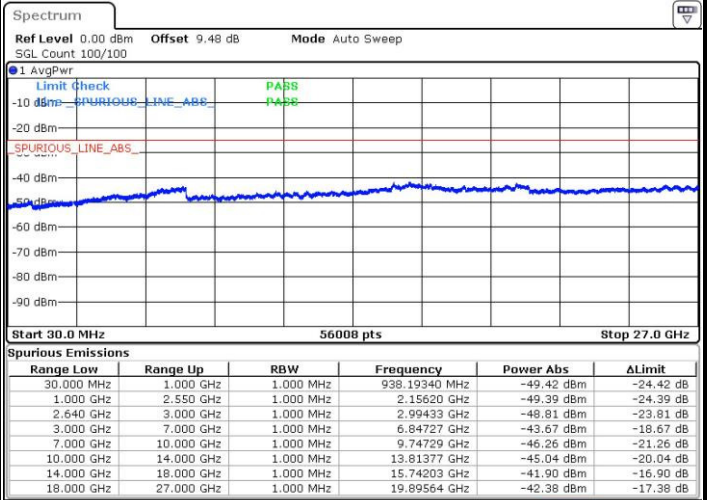
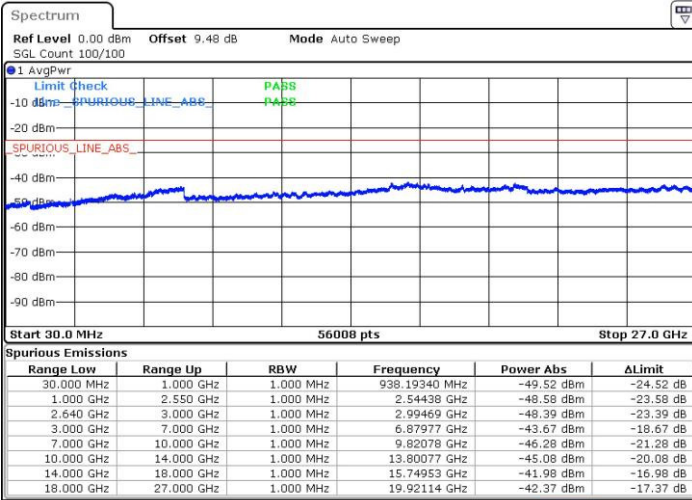
Date: 5 JUL 2016 01:48:42



LTE Band 38 / 10MHz

Middle Channel / QPSK

Middle Channel / 16QAM

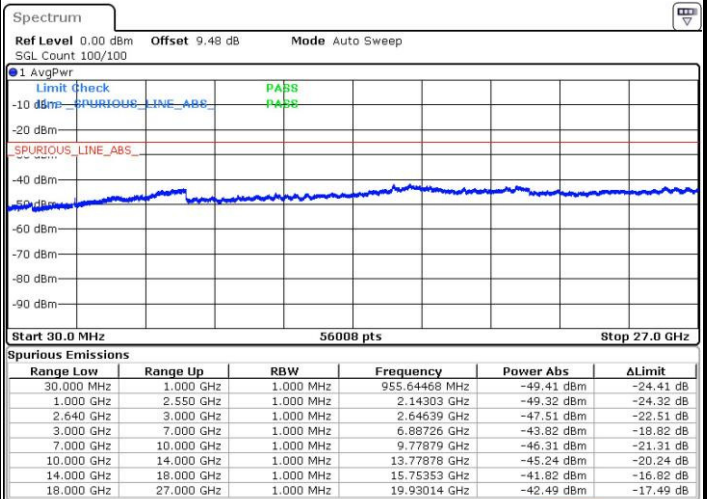
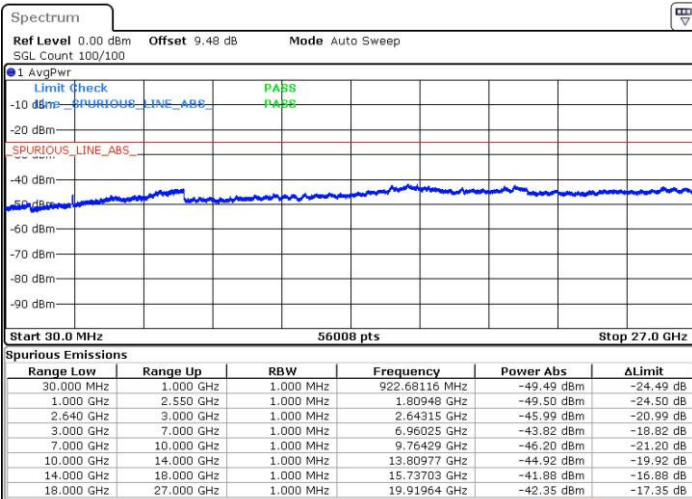


Date: 5 JUL 2016 01:50:20

Date: 5 JUL 2016 01:49:31

Highest Channel / QPSK

Highest Channel / 16QAM



Date: 5 JUL 2016 01:51:09

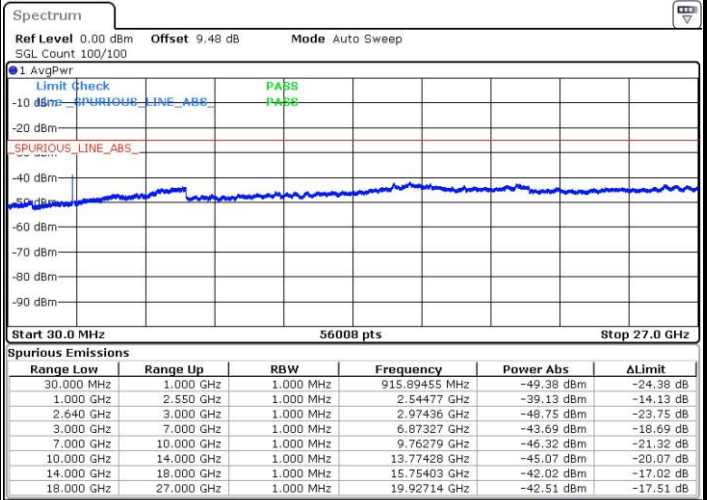
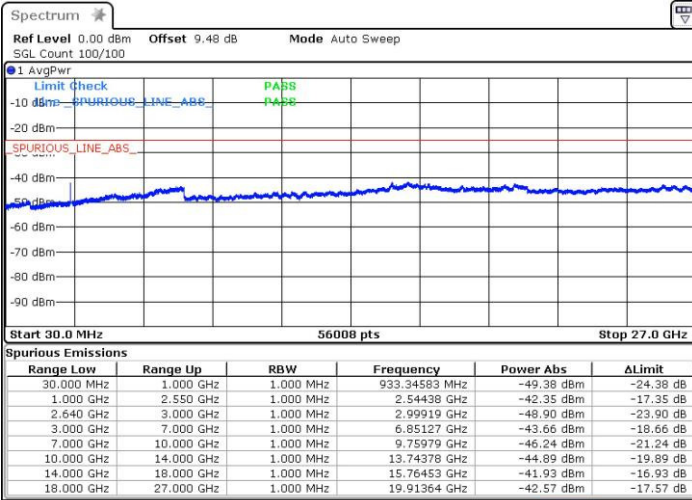
Date: 5 JUL 2016 01:51:58



LTE Band 38 / 15MHz

Lowest Channel / QPSK

Lowest Channel / 16QAM

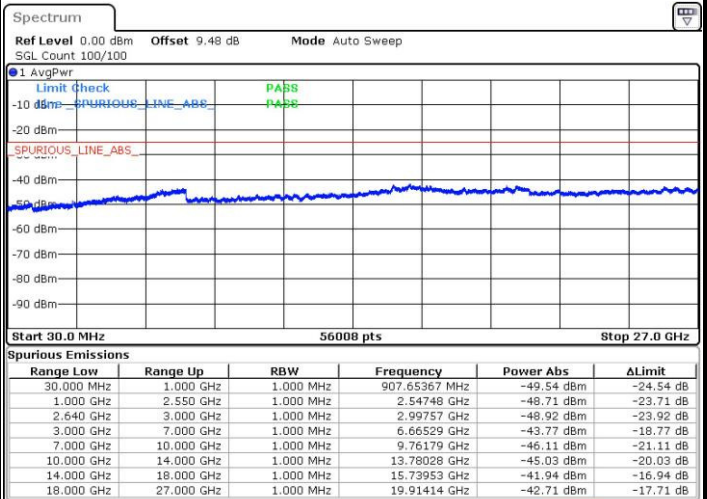
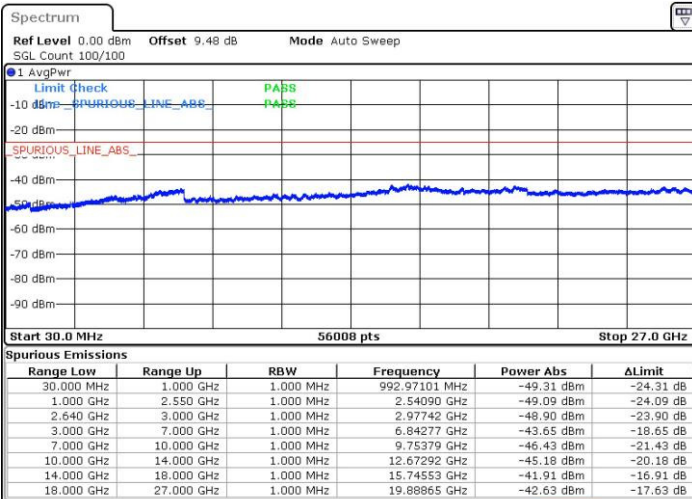


Date: 5 JUL 2016 02:02:23

Date: 5 JUL 2016 02:01:23

Middle Channel / QPSK

Middle Channel / 16QAM



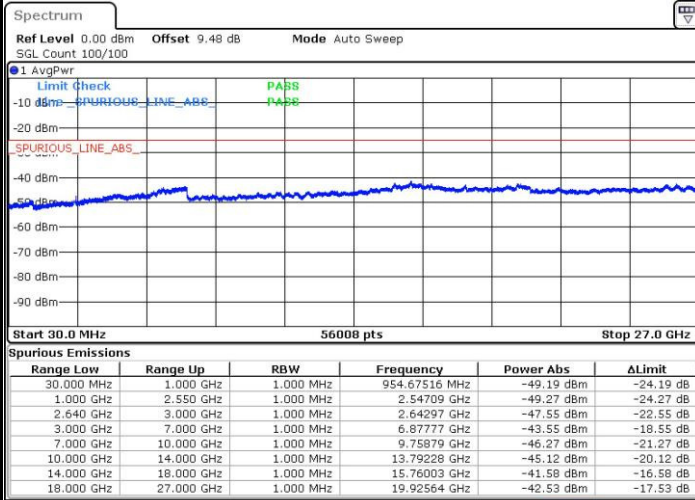
Date: 5 JUL 2016 02:03:21

Date: 5 JUL 2016 02:04:09



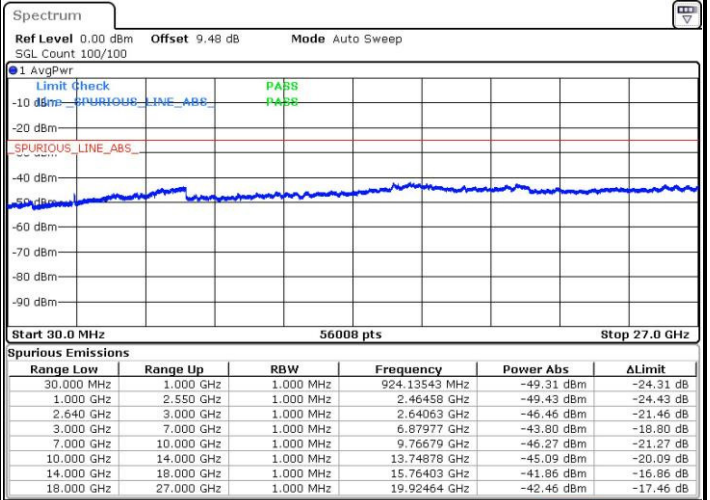
LTE Band 38 / 15MHz

Highest Channel / QPSK



Date: 5 JUL 2016 02:05:53

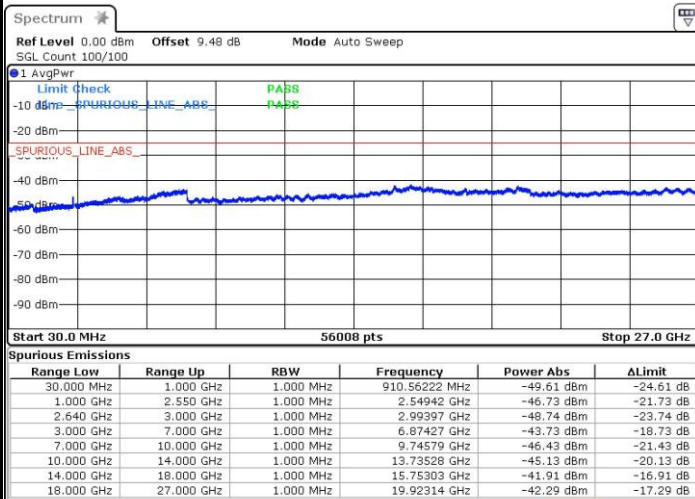
Highest Channel / 16QAM



Date: 5 JUL 2016 02:05:05

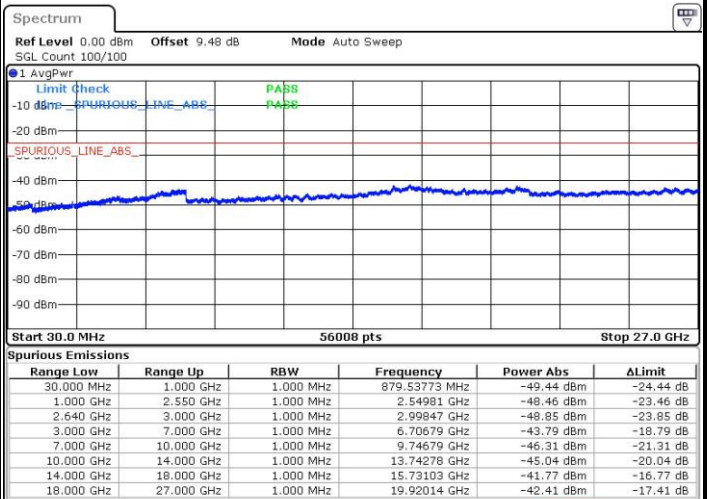
LTE Band 38 / 20MHz

Lowest Channel / QPSK



Date: 5 JUL 2016 02:16:08

Lowest Channel / 16QAM



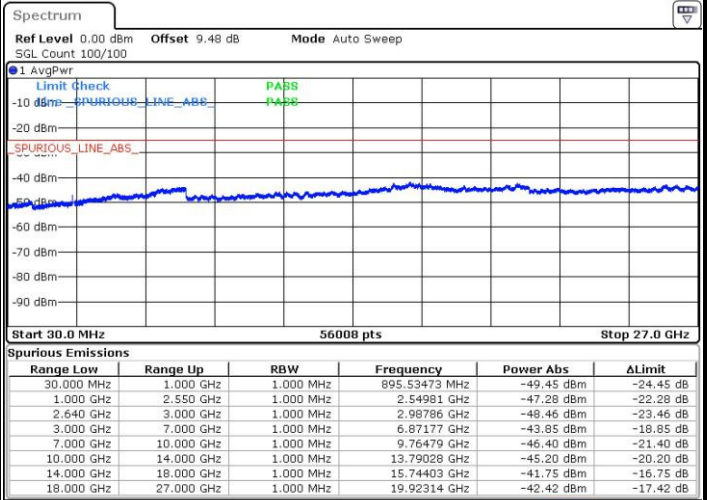
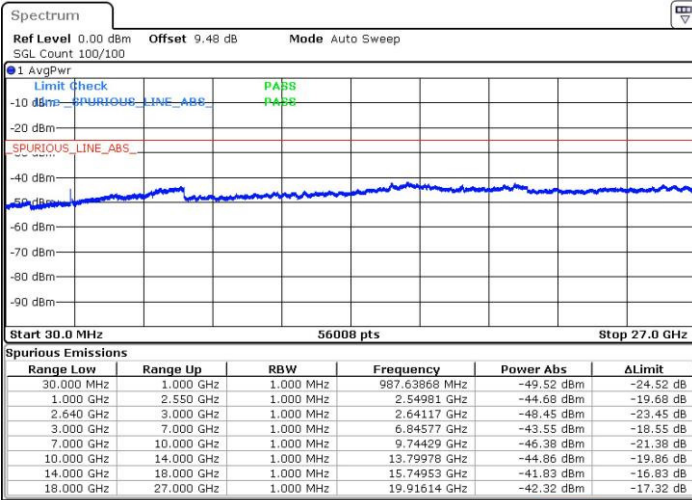
Date: 5 JUL 2016 02:17:00



LTE Band 38 / 20MHz

Middle Channel / QPSK

Middle Channel / 16QAM

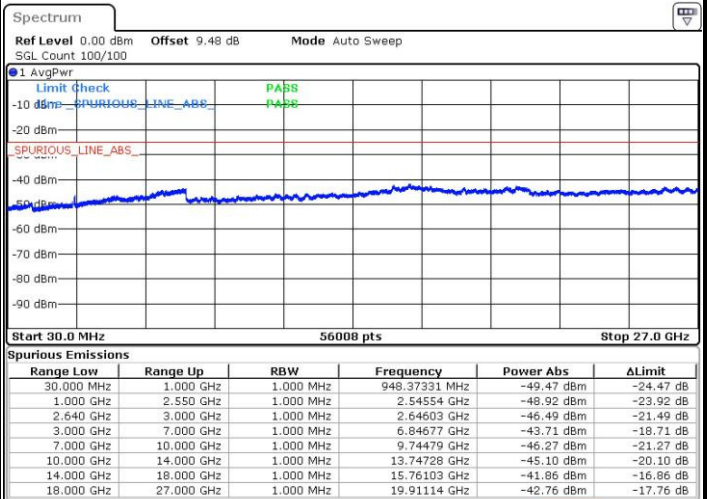
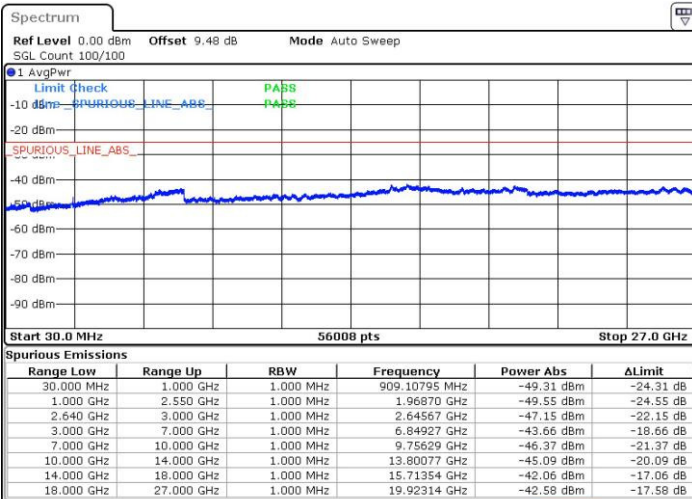


Date: 5 JUL 2016 02:18:40

Date: 5 JUL 2016 02:17:48

Highest Channel / QPSK

Highest Channel / 16QAM



Date: 5 JUL 2016 02:19:32

Date: 5 JUL 2016 02:20:30



Frequency Stability

Test Conditions		LTE Band 2 (QPSK) / Middle Channel	Limit
Temperature (°C)	Voltage (Volt)	BW 10MHz	Note 2.
		Deviation (ppm)	Result
50	Normal Voltage	0.0005	PASS
40	Normal Voltage	0.0003	
30	Normal Voltage	0.0028	
20(Ref.)	Normal Voltage	0.0000	
10	Normal Voltage	0.0024	
0	Normal Voltage	0.0003	
-10	Normal Voltage	0.0029	
-20	Normal Voltage	0.0009	
-30	Normal Voltage	0.0007	
20	Maximum Voltage	0.0036	
20	Normal Voltage	0.0011	
20	Battery End Point	0.0012	

Note:

1. Normal Voltage =3.8 V. ; Battery End Point (BEP) =3.6V. ; Maximum Voltage =4.35 V.
2. Note: The frequency fundamental emissions stay within the authorized frequency block based on the frequency deviation measured is small.



Test Conditions		LTE Band 4 (QPSK) / Middle Channel	Limit
Temperature (°C)	Voltage (Volt)	BW 10MHz	Note 2.
		Deviation (ppm)	Result
50	Normal Voltage	0.0002	PASS
40	Normal Voltage	0.0007	
30	Normal Voltage	0.0027	
20(Ref.)	Normal Voltage	0.0000	
10	Normal Voltage	0.0029	
0	Normal Voltage	0.0005	
-10	Normal Voltage	0.0026	
-20	Normal Voltage	0.0025	
-30	Normal Voltage	0.0042	
20	Maximum Voltage	0.0006	
20	Normal Voltage	0.0003	
20	Battery End Point	0.0010	

Note:

1. Normal Voltage =3.8 V. ; Battery End Point (BEP) =3.6 V. ; Maximum Voltage =4.35 V.
2. Note: The frequency fundamental emissions stay within the authorized frequency block based on the frequency deviation measured is small.



Test Conditions		LTE Band 5 (QPSK) / Middle Channel	Limit
Temperature (°C)	Voltage (Volt)	BW 10MHz	2.5ppm
		Deviation (ppm)	Result
50	Normal Voltage	0.0005	PASS
40	Normal Voltage	0.0011	
30	Normal Voltage	0.0044	
20(Ref.)	Normal Voltage	0.0000	
10	Normal Voltage	0.0075	
0	Normal Voltage	0.0008	
-10	Normal Voltage	0.0016	
-20	Normal Voltage	0.0012	
-30	Normal Voltage	0.0060	
20	Maximum Voltage	0.0012	
20	Normal Voltage	0.0049	
20	Battery End Point	0.0056	

Note:

1. Normal Voltage =3.8 V. ; Battery End Point (BEP) =3.6 V. ; Maximum Voltage =4.35 V.
2. Note: The frequency fundamental emissions stay within the authorized frequency block based on the frequency deviation measured is small.



Test Conditions		LTE Band 7 (QPSK) / Middle Channel	Limit
Temperature (°C)	Voltage (Volt)	BW 10MHz	Note 2.
		Deviation (ppm)	Result
50	Normal Voltage	0.0022	PASS
40	Normal Voltage	0.0023	
30	Normal Voltage	0.0015	
20(Ref.)	Normal Voltage	0.0000	
10	Normal Voltage	0.0020	
0	Normal Voltage	0.0005	
-10	Normal Voltage	0.0015	
-20	Normal Voltage	0.0021	
-30	Normal Voltage	0.0004	
20	Maximum Voltage	0.0002	
20	Normal Voltage	0.0018	
20	Battery End Point	0.0006	

Note:

1. Normal Voltage =3.8 V. ; Battery End Point (BEP) =3.6 V. ; Maximum Voltage =4.35 V.
2. Note: The frequency fundamental emissions stay within the authorized frequency block based on the frequency deviation measured is small.



Test Conditions		LTE Band 12 (QPSK) / Middle Channel	Limit
Temperature (°C)	Voltage (Volt)	BW 10MHz	Note 2.
		Deviation (ppm)	Result
50	Normal Voltage	0.0069	PASS
40	Normal Voltage	0.0017	
30	Normal Voltage	0.0103	
20(Ref.)	Normal Voltage	0.0000	
10	Normal Voltage	0.0093	
0	Normal Voltage	0.0021	
-10	Normal Voltage	0.0086	
-20	Normal Voltage	0.0068	
-30	Normal Voltage	0.0076	
20	Maximum Voltage	0.0085	
20	Normal Voltage	0.0008	
20	Battery End Point	0.0003	

Note:

1. Normal Voltage =3.8 V. ; Battery End Point (BEP) =3.6 V. ; Maximum Voltage =4.35 V.
2. Note: The frequency fundamental emissions stay within the authorized frequency block based on the frequency deviation measured is small.



Test Conditions		LTE Band 17 (QPSK) / Middle Channel	Limit
Temperature (°C)	Voltage (Volt)	BW 10MHz	Note 2.
		Deviation (ppm)	Result
50	Normal Voltage	0.0070	PASS
40	Normal Voltage	0.0096	
30	Normal Voltage	0.0085	
20(Ref.)	Normal Voltage	0.0000	
10	Normal Voltage	0.0020	
0	Normal Voltage	0.0008	
-10	Normal Voltage	0.0093	
-20	Normal Voltage	0.0058	
-30	Normal Voltage	0.0054	
20	Maximum Voltage	0.0087	
20	Normal Voltage	0.0007	
20	Battery End Point	0.0013	

Note:

1. Normal Voltage =3.8 V. ; Battery End Point (BEP) =3.6 V. ; Maximum Voltage =4.35 V.
2. Note: The frequency fundamental emissions stay within the authorized frequency block based on the frequency deviation measured is small.



Test Conditions		LTE Band 25 (QPSK) / Middle Channel	Limit
Temperature (°C)	Voltage (Volt)	BW 10MHz	Note 2.
		Deviation (ppm)	Result
50	Normal Voltage	0.0004	PASS
40	Normal Voltage	0.0005	
30	Normal Voltage	0.0019	
20(Ref.)	Normal Voltage	0.0000	
10	Normal Voltage	0.0007	
0	Normal Voltage	0.0034	
-10	Normal Voltage	0.0023	
-20	Normal Voltage	0.0003	
-30	Normal Voltage	0.0004	
20	Maximum Voltage	0.0011	
20	Normal Voltage	0.0024	
20	Battery End Point	0.0031	

Note:

1. Normal Voltage =3.8 V. ; Battery End Point (BEP) =3.6V. ; Maximum Voltage =4.35 V.
2. Note: The frequency fundamental emissions stay within the authorized frequency block based on the frequency deviation measured is small.



Test Conditions		LTE Band 38 (QPSK) / Middle Channel	Limit
Temperature (°C)	Voltage (Volt)	BW 10MHz	Note 2.
		Deviation (ppm)	Result
50	Normal Voltage	0.0025	PASS
40	Normal Voltage	0.0021	
30	Normal Voltage	0.0022	
20(Ref.)	Normal Voltage	0.0000	
10	Normal Voltage	0.0003	
0	Normal Voltage	0.0018	
-10	Normal Voltage	0.0017	
-20	Normal Voltage	0.0017	
-30	Normal Voltage	0.0016	
20	Maximum Voltage	0.0002	
20	Normal Voltage	0.0017	
20	Battery End Point	0.0013	

Note:

1. Normal Voltage =3.8 V. ; Battery End Point (BEP) =3.6 V. ; Maximum Voltage =4.35 V.
2. Note: The frequency fundamental emissions stay within the authorized frequency block based on the frequency deviation measured is small.



Appendix B. Test Results of Radiated Test

ERP/EIRP

LTE Band 2 / 1.4MHz (Average)							
Channel	Modulation	RB		Horizontal		Vertical	
		Size	Offset	EIRP(dBm)	EIRP(W)	EIRP(dBm)	EIRP(W)
Lowest	QPSK	3	3	20.33	0.1079	22.30	0.1698
Middle		3	3	20.22	0.1052	22.37	0.1726
Highest		1	0	20.06	0.1014	22.39	0.1734
Lowest	16QAM	1	5	21.49	0.1409	23.91	0.2460
Middle		1	5	21.46	0.1400	24.21	0.2636
Highest		1	3	21.32	0.1355	23.82	0.2410
Limit	EIRP < 2W			Result		PASS	

LTE Band 2 / 3MHz (Average)							
Channel	Modulation	RB		Horizontal		Vertical	
		Size	Offset	EIRP(dBm)	EIRP(W)	EIRP(dBm)	EIRP(W)
Lowest	QPSK	1	14	21.76	0.1499	24.30	0.2691
Middle		1	14	21.69	0.1476	24.41	0.2758
Highest		1	0	21.71	0.1481	24.41	0.2762
Lowest	16QAM	1	8	21.39	0.1378	23.73	0.2360
Middle		1	14	21.46	0.1401	23.97	0.2496
Highest		1	8	21.25	0.1333	23.85	0.2427
Limit	EIRP < 2W			Result		PASS	



LTE Band 2 / 5MHz (Average)							
Channel	Modulation	RB		Horizontal		Vertical	
		Size	Offset	EIRP(dBm)	EIRP(W)	EIRP(dBm)	EIRP(W)
Lowest	QPSK	1	12	21.63	0.1455	24.24	0.2653
Middle		1	12	21.76	0.1500	24.35	0.2726
Highest		1	12	21.46	0.1401	24.19	0.2624
Lowest	16QAM	1	12	21.30	0.1348	23.76	0.2378
Middle		1	12	21.24	0.1330	23.89	0.2447
Highest		1	12	21.00	0.1259	23.62	0.2301
Limit	EIRP < 2W			Result		PASS	

LTE Band 2 / 10MHz (Average)							
Channel	Modulation	RB		Horizontal		Vertical	
		Size	Offset	EIRP(dBm)	EIRP(W)	EIRP(dBm)	EIRP(W)
Lowest	QPSK	1	25	21.58	0.1440	24.38	0.2740
Middle		1	49	21.63	0.1454	24.38	0.2742
Highest		1	25	21.51	0.1417	24.30	0.2693
Lowest	16QAM	1	25	21.18	0.1311	23.75	0.2369
Middle		1	49	21.21	0.1320	24.03	0.2529
Highest		1	25	21.05	0.1274	23.82	0.2412
Limit	EIRP < 2W			Result		PASS	



LTE Band 2 / 15MHz (Average)							
Channel	Modulation	RB		Horizontal		Vertical	
		Size	Offset	EIRP(dBm)	EIRP(W)	EIRP(dBm)	EIRP(W)
Lowest	QPSK	1	37	21.32	0.1355	24.23	0.2646
Middle		1	74	22.14	0.1635	24.64	0.2914
Highest		1	37	21.39	0.1377	24.05	0.2544
Lowest	16QAM	1	37	21.08	0.1283	23.99	0.2505
Middle		1	74	21.34	0.1360	24.29	0.2685
Highest		1	37	20.88	0.1225	23.57	0.2273
Limit	EIRP < 2W			Result		PASS	

LTE Band 2 / 20MHz (Average)							
Channel	Modulation	RB		Horizontal		Vertical	
		Size	Offset	EIRP(dBm)	EIRP(W)	EIRP(dBm)	EIRP(W)
Lowest	QPSK	1	49	21.59	0.1442	24.30	0.2691
Middle		1	49	21.71	0.1484	24.27	0.2674
Highest		1	49	21.51	0.1417	24.18	0.2620
Lowest	16QAM	1	0	21.12	0.1293	23.93	0.2470
Middle		1	49	21.36	0.1368	23.95	0.2482
Highest		1	0	21.37	0.1370	23.98	0.2503
Limit	EIRP < 2W			Result		PASS	



LTE Band 4 / 1.4MHz (Average)							
Channel	Modulation	RB		Horizontal		Vertical	
		Size	Offset	EIRP(dBm)	EIRP(W)	EIRP(dBm)	EIRP(W)
Lowest	QPSK	3	1	21.31	0.1352	20.27	0.1063
Middle		1	0	21.70	0.1478	20.96	0.1248
Highest		3	3	21.02	0.1264	20.96	0.1246
Lowest	16QAM	1	3	22.60	0.1818	21.91	0.1551
Middle		1	0	23.20	0.2091	22.79	0.1900
Highest		1	3	22.51	0.1782	22.18	0.1651
Limit	EIRP < 1W			Result		PASS	

LTE Band 4 / 3MHz (Average)							
Channel	Modulation	RB		Horizontal		Vertical	
		Size	Offset	EIRP(dBm)	EIRP(W)	EIRP(dBm)	EIRP(W)
Lowest	QPSK	1	0	23.15	0.2067	22.10	0.1622
Middle		1	0	23.29	0.2132	22.75	0.1885
Highest		1	0	22.78	0.1897	22.36	0.1720
Lowest	16QAM	1	0	22.66	0.1847	21.76	0.1500
Middle		1	0	23.11	0.2046	22.00	0.1586
Highest		1	0	22.28	0.1689	21.71	0.1482
Limit	EIRP < 1W			Result		PASS	

LTE Band 4 / 5MHz (Average)							
Channel	Modulation	RB		Horizontal		Vertical	
		Size	Offset	EIRP(dBm)	EIRP(W)	EIRP(dBm)	EIRP(W)
Lowest	QPSK	1	12	23.36	0.2166	22.01	0.1590
Middle		1	12	23.28	0.2128	22.52	0.1788
Highest		1	12	22.60	0.1821	22.54	0.1796
Lowest	16QAM	1	12	22.90	0.1948	21.28	0.1343
Middle		1	12	22.81	0.1912	22.47	0.1764
Highest		1	12	22.16	0.1646	22.21	0.1663
Limit	EIRP < 1W			Result		PASS	



LTE Band 4/ 10MHz (Average)							
Channel	Modulation	RB		Horizontal		Vertical	
		Size	Offset	EIRP(dBm)	EIRP(W)	EIRP(dBm)	EIRP(W)
Lowest	QPSK	1	25	23.69	0.2340	22.48	0.1771
Middle		1	25	23.50	0.2239	22.80	0.1904
Highest		1	25	22.89	0.1947	22.62	0.1829
Lowest	16QAM	1	25	23.28	0.2128	21.80	0.1512
Middle		1	25	23.38	0.2176	22.51	0.1782
Highest		1	25	22.72	0.1870	22.33	0.1711
Limit	EIRP < 1W			Result		PASS	

LTE Band 4 / 15MHz (Average)							
Channel	Modulation	RB		Horizontal		Vertical	
		Size	Offset	EIRP(dBm)	EIRP(W)	EIRP(dBm)	EIRP(W)
Lowest	QPSK	1	37	23.41	0.2190	22.04	0.1600
Middle		1	37	23.24	0.2109	22.33	0.1710
Highest		1	37	22.99	0.1989	22.33	0.1709
Lowest	16QAM	1	0	23.30	0.2138	21.72	0.1485
Middle		1	0	23.69	0.2336	22.93	0.1962
Highest		1	0	23.61	0.2295	23.10	0.2042
Limit	EIRP < 1W			Result		PASS	

LTE Band 4 / 20MHz (Average)							
Channel	Modulation	RB		Horizontal		Vertical	
		Size	Offset	EIRP(dBm)	EIRP(W)	EIRP(dBm)	EIRP(W)
Lowest	QPSK	1	49	23.51	0.2241	22.23	0.1671
Middle		1	49	23.30	0.2136	22.51	0.1782
Highest		1	49	23.16	0.2072	22.62	0.1826
Lowest	16QAM	1	49	22.75	0.1884	21.52	0.1418
Middle		1	49	23.15	0.2067	22.22	0.1667
Highest		1	0	23.13	0.2058	22.13	0.1634
Limit	EIRP < 1W			Result		PASS	



LTE Band 5 / 1.4MHz (Average)							
Channel	Modulation	RB		Horizontal		Vertical	
		Size	Offset	ERP(dBm)	ERP(W)	ERP(dBm)	ERP(W)
Lowest	QPSK	3	0	18.26	0.0670	18.80	0.0759
Middle		3	3	18.08	0.0642	16.48	0.0444
Highest		1	3	20.51	0.1124	19.00	0.0794
Lowest	16QAM	1	3	19.66	0.0924	18.28	0.0673
Middle		1	3	19.31	0.0854	18.06	0.0640
Highest		1	3	20.36	0.1086	18.62	0.0728
Limit	ERP < 7W			Result		PASS	

LTE Band 5 / 3MHz (Average)							
Channel	Modulation	RB		Horizontal		Vertical	
		Size	Offset	ERP(dBm)	ERP(W)	ERP(dBm)	ERP(W)
Lowest	QPSK	1	0	20.02	0.1006	18.43	0.0696
Middle		1	0	19.62	0.0915	18.19	0.0660
Highest		1	14	20.51	0.1125	18.96	0.0787
Lowest	16QAM	1	0	19.39	0.0869	18.03	0.0635
Middle		1	14	19.47	0.0886	17.94	0.0622
Highest		1	14	19.88	0.0972	18.47	0.0702
Limit	ERP < 7W			Result		PASS	

LTE Band 5 / 5MHz (Average)							
Channel	Modulation	RB		Horizontal		Vertical	
		Size	Offset	ERP(dBm)	ERP(W)	ERP(dBm)	ERP(W)
Lowest	QPSK	1	12	19.97	0.0994	18.38	0.0689
Middle		1	12	19.58	0.0907	18.03	0.0635
Highest		1	12	20.06	0.1014	18.69	0.0739
Lowest	16QAM	1	12	19.57	0.0905	17.88	0.0614
Middle		1	24	19.92	0.0982	18.40	0.0692
Highest		1	24	20.15	0.1036	18.89	0.0775
Limit	ERP < 7W			Result		PASS	



LTE Band 5 / 10MHz (Average)							
Channel	Modulation	RB		Horizontal		Vertical	
		Size	Offset	ERP(dBm)	ERP(W)	ERP(dBm)	ERP(W)
Lowest	QPSK	1	25	20.27	0.1063	18.77	0.0753
Middle		1	25	19.69	0.0931	18.21	0.0662
Highest		1	25	20.07	0.1016	18.59	0.0722
Lowest	16QAM	1	0	19.48	0.0888	18.32	0.0679
Middle		1	25	19.44	0.0880	17.94	0.0623
Highest		1	49	19.72	0.0937	18.56	0.0718
Limit	ERP < 7W			Result		PASS	

LTE Band 7 / 5MHz (Average)							
Channel	Modulation	RB		Horizontal		Vertical	
		Size	Offset	EIRP(dBm)	EIRP(W)	EIRP(dBm)	EIRP(W)
Lowest	QPSK	1	12	20.34	0.1082	22.54	0.1793
Middle		1	12	21.39	0.1378	22.43	0.1750
Highest		1	12	22.00	0.1584	22.55	0.1799
Lowest	16QAM	1	12	19.86	0.0968	21.85	0.1532
Middle		1	12	20.58	0.1142	21.85	0.1532
Highest		12	7	21.24	0.1331	21.84	0.1526
Limit	EIRP < 2W			Result		PASS	

LTE Band 7 / 10MHz (Average)							
Channel	Modulation	RB		Horizontal		Vertical	
		Size	Offset	EIRP(dBm)	EIRP(W)	EIRP(dBm)	EIRP(W)
Lowest	QPSK	1	25	20.42	0.1102	22.67	0.1851
Middle		1	0	21.58	0.1439	22.62	0.1828
Highest		1	25	22.05	0.1604	22.40	0.1738
Lowest	16QAM	1	25	19.84	0.0963	21.81	0.1517
Middle		1	0	21.19	0.1315	21.98	0.1579
Highest		1	25	21.40	0.1379	21.85	0.1531
Limit	EIRP < 2W			Result		PASS	



LTE Band 7 / 15MHz (Average)							
Channel	Modulation	RB		Horizontal		Vertical	
		Size	Offset	EIRP(dBm)	EIRP(W)	EIRP(dBm)	EIRP(W)
Lowest	QPSK	1	74	20.84	0.1214	23.03	0.2007
Middle		1	0	21.89	0.1546	23.01	0.2001
Highest		1	37	21.94	0.1563	22.21	0.1664
Lowest	16QAM	1	74	20.32	0.1076	22.34	0.1715
Middle		1	0	21.37	0.1370	22.34	0.1714
Highest		1	0	21.91	0.1553	21.99	0.1582
Limit	EIRP < 2W			Result		PASS	

LTE Band 7 / 20MHz (Average)							
Channel	Modulation	RB		Horizontal		Vertical	
		Size	Offset	EIRP(dBm)	EIRP(W)	EIRP(dBm)	EIRP(W)
Lowest	QPSK	1	0	20.09	0.1022	22.25	0.1677
Middle		1	0	21.31	0.1352	22.47	0.1765
Highest		1	0	21.80	0.1513	21.81	0.1517
Lowest	16QAM	1	49	19.73	0.0940	22.12	0.1630
Middle		50	0	20.57	0.1141	22.22	0.1668
Highest		1	49	21.44	0.1393	21.69	0.1475
Limit	EIRP < 2W			Result		PASS	



LTE Band 12 / 1.4MHz (Average)							
Channel	Modulation	RB		Horizontal		Vertical	
		Size	Offset	ERP(dBm)	ERP(W)	ERP(dBm)	ERP(W)
Lowest	QPSK	3	1	15.65	0.0367	15.84	0.0384
Middle		3	3	15.59	0.0362	15.71	0.0372
Highest		3	3	15.58	0.0361	15.55	0.0359
Lowest	16QAM	1	3	15.02	0.0318	15.00	0.0316
Middle		1	3	16.84	0.0483	17.01	0.0503
Highest		1	0	17.01	0.0502	16.89	0.0489
Limit	ERP < 3W			Result		PASS	

LTE Band 12 / 3MHz (Average)							
Channel	Modulation	RB		Horizontal		Vertical	
		Size	Offset	ERP(dBm)	ERP(W)	ERP(dBm)	ERP(W)
Lowest	QPSK	1	8	17.60	0.0576	17.76	0.0597
Middle		1	14	17.44	0.0554	17.54	0.0568
Highest		1	14	17.35	0.0543	17.41	0.0551
Lowest	16QAM	1	8	17.32	0.0539	17.32	0.0539
Middle		1	14	16.76	0.0475	16.84	0.0483
Highest		1	8	17.22	0.0527	17.06	0.0509
Limit	ERP < 3W			Result		PASS	



LTE Band 12 / 5MHz (Average)							
Channel	Modulation	RB		Horizontal		Vertical	
		Size	Offset	ERP(dBm)	ERP(W)	ERP(dBm)	ERP(W)
Lowest	QPSK	1	12	17.59	0.0574	17.62	0.0578
Middle		1	12	17.29	0.0536	17.55	0.0569
Highest		1	12	17.04	0.0506	16.99	0.0500
Lowest	16QAM	1	12	17.29	0.0536	17.55	0.0569
Middle		1	12	17.33	0.0541	17.05	0.0507
Highest		1	12	17.55	0.0569	17.57	0.0571
Limit	ERP < 3W			Result		PASS	

LTE Band 12 / 10MHz (Average)							
Channel	Modulation	RB		Horizontal		Vertical	
		Size	Offset	ERP(dBm)	ERP(W)	ERP(dBm)	ERP(W)
Lowest	QPSK	1	25	17.49	0.0562	17.93	0.0622
Middle		1	25	17.43	0.0554	17.58	0.0573
Highest		1	25	17.41	0.0551	17.68	0.0586
Lowest	16QAM	1	0	17.02	0.0504	17.14	0.0517
Middle		1	49	16.90	0.0490	17.45	0.0556
Highest		1	25	17.22	0.0527	17.27	0.0533
Limit	ERP < 3W			Result		PASS	



LTE Band 17 / 5MHz (Average)							
Channel	Modulation	RB		Horizontal		Vertical	
		Size	Offset	ERP(dBm)	ERP(W)	ERP(dBm)	ERP(W)
Lowest	QPSK	1	12	17.22	0.0527	17.66	0.0584
Middle		1	12	17.37	0.0546	17.56	0.0571
Highest		1	12	17.55	0.0569	17.51	0.0564
Lowest	16QAM	1	12	16.84	0.0484	17.36	0.0545
Middle		1	12	17.01	0.0502	17.03	0.0505
Highest		1	12	17.08	0.0511	16.95	0.0496
Limit	ERP < 3W			Result		PASS	

LTE Band 17 / 10MHz (Average)							
Channel	Modulation	RB		Horizontal		Vertical	
		Size	Offset	ERP(dBm)	ERP(W)	ERP(dBm)	ERP(W)
Lowest	QPSK	1	25	17.64	0.0581	17.45	0.0555
Middle		1	25	17.73	0.0593	17.76	0.0597
Highest		1	25	17.56	0.0570	17.71	0.0590
Lowest	16QAM	1	25	17.49	0.0561	17.11	0.0514
Middle		1	25	17.09	0.0511	17.20	0.0524
Highest		1	25	17.12	0.0515	17.27	0.0534
Limit	ERP < 3W			Result		PASS	



LTE Band 25 / 1.4MHz (Average)							
Channel	Modulation	RB		Horizontal		Vertical	
		Size	Offset	EIRP(dBm)	EIRP(W)	EIRP(dBm)	EIRP(W)
Lowest	QPSK	1	5	22.90	0.1949	24.62	0.2900
Middle		3	3	20.12	0.1027	22.61	0.1823
Highest		3	3	20.60	0.1148	22.48	0.1768
Lowest	16QAM	1	5	22.58	0.1809	24.07	0.2553
Middle		1	5	21.66	0.1464	24.26	0.2669
Highest		1	3	21.93	0.1560	23.95	0.2484
Limit	EIRP < 2W			Result		PASS	

LTE Band 25 / 3MHz (Average)							
Channel	Modulation	RB		Horizontal		Vertical	
		Size	Offset	EIRP(dBm)	EIRP(W)	EIRP(dBm)	EIRP(W)
Lowest	QPSK	1	14	22.67	0.1849	24.62	0.2897
Middle		1	14	22.06	0.1608	24.59	0.2879
Highest		1	14	22.38	0.1730	24.35	0.2721
Lowest	16QAM	1	8	22.19	0.1654	24.06	0.2545
Middle		1	8	21.56	0.1432	24.28	0.2681
Highest		1	14	21.83	0.1526	23.84	0.2422
Limit	EIRP < 2W			Result		PASS	

LTE Band 25 / 5MHz (Average)							
Channel	Modulation	RB		Horizontal		Vertical	
		Size	Offset	EIRP(dBm)	EIRP(W)	EIRP(dBm)	EIRP(W)
Lowest	QPSK	1	12	22.62	0.1827	24.59	0.2876
Middle		1	12	21.96	0.1570	24.52	0.2835
Highest		1	12	22.44	0.1756	24.39	0.2747
Lowest	16QAM	1	12	22.17	0.1650	23.99	0.2506
Middle		1	12	21.69	0.1475	24.16	0.2607
Highest		1	12	22.17	0.1647	23.79	0.2394
Limit	EIRP < 2W			Result		PASS	



LTE Band 25 / 10MHz (Average)							
Channel	Modulation	RB		Horizontal		Vertical	
		Size	Offset	EIRP(dBm)	EIRP(W)	EIRP(dBm)	EIRP(W)
Lowest	QPSK	1	25	22.46	0.1760	24.67	0.2930
Middle		1	49	22.08	0.1613	24.71	0.2955
Highest		1	0	22.56	0.1805	24.70	0.2954
Lowest	16QAM	1	0	21.90	0.1549	24.04	0.2535
Middle		1	49	21.59	0.1441	24.50	0.2817
Highest		1	0	21.97	0.1576	24.17	0.2610
Limit	EIRP < 2W			Result		PASS	

LTE Band 25 / 15MHz (Average)							
Channel	Modulation	RB		Horizontal		Vertical	
		Size	Offset	EIRP(dBm)	EIRP(W)	EIRP(dBm)	EIRP(W)
Lowest	QPSK	1	37	22.25	0.1677	24.43	0.2770
Middle		1	74	22.48	0.1772	24.90	0.3090
Highest		1	37	22.34	0.1716	24.41	0.2762
Lowest	16QAM	1	37	21.99	0.1581	23.96	0.2491
Middle		1	74	22.25	0.1678	24.72	0.2965
Highest		1	0	22.53	0.1790	25.04	0.3189
Limit	EIRP < 2W			Result		PASS	

LTE Band 25 / 20MHz (Average)							
Channel	Modulation	RB		Horizontal		Vertical	
		Size	Offset	EIRP(dBm)	EIRP(W)	EIRP(dBm)	EIRP(W)
Lowest	QPSK	1	49	22.39	0.1735	24.59	0.2877
Middle		1	49	21.98	0.1577	24.56	0.2860
Highest		1	49	22.34	0.1714	24.43	0.2771
Lowest	16QAM	1	49	22.00	0.1583	24.25	0.2663
Middle		1	49	21.59	0.1443	24.17	0.2613
Highest		1	49	21.95	0.1566	23.96	0.2488
Limit	EIRP < 2W			Result		PASS	



LTE Band 38 / 5MHz (Average)							
Channel	Modulation	RB		Horizontal		Vertical	
		Size	Offset	EIRP(dBm)	EIRP(W)	EIRP(dBm)	EIRP(W)
Lowest	QPSK	1	12	21.83	0.1523	21.86	0.1535
Middle		1	12	21.04	0.1269	21.30	0.1349
Highest		1	12	20.84	0.1214	21.60	0.1447
Lowest	16QAM	1	12	21.81	0.1516	21.86	0.1536
Middle		1	12	20.72	0.1181	21.00	0.1259
Highest		1	12	20.58	0.1143	21.52	0.1417
Limit	EIRP < 2W			Result		PASS	

LTE Band 38 / 10MHz (Average)							
Channel	Modulation	RB		Horizontal		Vertical	
		Size	Offset	EIRP(dBm)	EIRP(W)	EIRP(dBm)	EIRP(W)
Lowest	QPSK	1	25	21.79	0.1510	22.06	0.1605
Middle		1	25	21.16	0.1306	21.54	0.1425
Highest		1	25	21.21	0.1321	21.95	0.1567
Lowest	16QAM	1	25	21.78	0.1507	21.92	0.1557
Middle		1	25	20.93	0.1240	21.26	0.1336
Highest		1	25	20.97	0.1251	21.55	0.1428
Limit	EIRP < 2W			Result		PASS	

LTE Band 38 / 15MHz (Average)							
Channel	Modulation	RB		Horizontal		Vertical	
		Size	Offset	EIRP(dBm)	EIRP(W)	EIRP(dBm)	EIRP(W)
Lowest	QPSK	1	37	21.59	0.1443	21.78	0.1506
Middle		1	0	21.93	0.1560	22.30	0.1696
Highest		1	37	20.90	0.1231	21.53	0.1421
Lowest	16QAM	1	37	21.68	0.1474	21.81	0.1516
Middle		1	0	21.47	0.1402	21.90	0.1550
Highest		1	37	20.41	0.1099	21.02	0.1266
Limit	EIRP < 2W			Result		PASS	



LTE Band 38 / 20MHz (Average)							
Channel	Modulation	RB		Horizontal		Vertical	
		Size	Offset	EIRP(dBm)	EIRP(W)	EIRP(dBm)	EIRP(W)
Lowest	QPSK	1	49	21.71	0.1484	21.99	0.1580
Middle		1	49	20.92	0.1236	21.25	0.1335
Highest		1	99	20.76	0.1190	21.42	0.1387
Lowest	16QAM	1	49	21.25	0.1333	21.46	0.1399
Middle		1	99	21.08	0.1283	21.40	0.1382
Highest		1	49	20.35	0.1083	21.03	0.1266
Limit	EIRP < 2W			Result		PASS	



Radiated Spurious Emission

LTE Band 2 / 1.4MHz / QPSK / RB Size 1 Offset 0									
Channel	Frequency (MHz)	EIRP (dBm)	Limit (dBm)	Over Limit (dB)	SPA Reading (dBm)	S.G. Power (dBm)	TX Cable loss (dB)	TX Antenna Gain (dBi)	Polarization (H/V)
Middle	3758.92	-49.18	-13	-36.18	-62.73	-55.22	6.56	12.60	H
	5638.38	-51.05	-13	-38.05	-66.99	-56.15	8	13.10	H
	7517.84	-47.94	-13	-34.94	-66.68	-49.67	9.57	11.30	H
	3758.92	-53.38	-13	-40.38	-66.73	-59.42	6.56	12.6	V
	5638.38	-51.14	-13	-38.14	-68.49	-56.24	8	13.1	V
	7517.84	-47.58	-13	-34.58	-65.98	-49.31	9.57	11.3	V

Remark: Spurious emissions within 30-1000MHz were found more than 20dB below limit line.

LTE Band 2 / 3MHz / QPSK / RB Size 1 Offset 0									
Channel	Frequency (MHz)	EIRP (dBm)	Limit (dBm)	Over Limit (dB)	SPA Reading (dBm)	S.G. Power (dBm)	TX Cable loss (dB)	TX Antenna Gain (dBi)	Polarization (H/V)
Middle	3757.48	-53.13	-13	-40.13	-66.68	-59.17	6.56	12.60	H
	5636.22	-50.93	-13	-37.93	-66.87	-56.03	8	13.10	H
	7514.96	-46.92	-13	-33.92	-65.66	-48.65	9.57	11.30	H
	3757.48	-53.75	-13	-40.75	-67.1	-59.79	6.56	12.6	V
	5636.22	-51.16	-13	-38.16	-68.51	-56.26	8	13.1	V
	7514.96	-48.28	-13	-35.28	-66.68	-50.01	9.57	11.3	V

Remark: Spurious emissions within 30-1000MHz were found more than 20dB below limit line.



LTE Band 2 / 5MHz / QPSK / RB Size 1 Offset 0									
Channel	Frequency (MHz)	EIRP (dBm)	Limit (dBm)	Over Limit (dB)	SPA Reading (dBm)	S.G. Power (dBm)	TX Cable loss (dB)	TX Antenna Gain (dBi)	Polarization (H/V)
Middle	3755.68	-51.77	-13	-38.77	-65.32	-57.81	6.56	12.60	H
	5633.52	-50.07	-13	-37.07	-66.01	-55.17	8	13.10	H
	7511.36	-46.99	-13	-33.99	-65.73	-48.72	9.57	11.30	H
	3755.68	-53.41	-13	-40.41	-66.76	-59.45	6.56	12.6	V
	5633.52	-50.71	-13	-37.71	-68.06	-55.81	8	13.1	V
	7511.36	-48.06	-13	-35.06	-66.46	-49.79	9.57	11.3	V

Remark: Spurious emissions within 30-1000MHz were found more than 20dB below limit line.

LTE Band 2 / 10MHz / QPSK / RB Size 1 Offset 0									
Channel	Frequency (MHz)	EIRP (dBm)	Limit (dBm)	Over Limit (dB)	SPA Reading (dBm)	S.G. Power (dBm)	TX Cable loss (dB)	TX Antenna Gain (dBi)	Polarization (H/V)
Middle	3751	-49.72	-13	-36.72	-63.27	-55.76	6.56	12.60	H
	5626.5	-49.77	-13	-36.77	-65.71	-54.87	8	13.10	H
	7502	-47.34	-13	-34.34	-66.08	-49.07	9.57	11.30	H
	3751	-53.27	-13	-40.27	-66.62	-59.31	6.56	12.6	V
	5626.5	-51.04	-13	-38.04	-68.39	-56.14	8	13.1	V
	7502	-48.42	-13	-35.42	-66.82	-50.15	9.57	11.3	V

Remark: Spurious emissions within 30-1000MHz were found more than 20dB below limit line.



LTE Band 2 / 15MHz / QPSK / RB Size 1 Offset 0									
Channel	Frequency (MHz)	EIRP (dBm)	Limit (dBm)	Over Limit (dB)	SPA Reading (dBm)	S.G. Power (dBm)	TX Cable loss (dB)	TX Antenna Gain (dBi)	Polarization (H/V)
Middle	3746.68	-50.63	-13	-37.63	-64.18	-56.67	6.56	12.60	H
	5620.02	-47.22	-13	-34.22	-63.16	-52.32	8	13.10	H
	7493.36	-46.73	-13	-33.73	-65.47	-48.46	9.57	11.30	H
	3746.68	-53.03	-13	-40.03	-66.38	-59.07	6.56	12.6	V
	5620.02	-49.47	-13	-36.47	-66.82	-54.57	8	13.1	V
	7493.36	-47.02	-13	-34.02	-65.42	-48.75	9.57	11.3	V

Remark: Spurious emissions within 30-1000MHz were found more than 20dB below limit line.

LTE Band 2 / 20MHz / QPSK / RB Size 1 Offset 0									
Channel	Frequency (MHz)	EIRP (dBm)	Limit (dBm)	Over Limit (dB)	SPA Reading (dBm)	S.G. Power (dBm)	TX Cable loss (dB)	TX Antenna Gain (dBi)	Polarization (H/V)
Middle	3742.18	-52.42	-13	-39.42	-65.97	-58.46	6.56	12.60	H
	5613.27	-49.17	-13	-36.17	-65.11	-54.27	8	13.10	H
	7484.36	-47.15	-13	-34.15	-65.89	-48.88	9.57	11.30	H
	3742.18	-53.60	-13	-40.60	-66.95	-59.64	6.56	12.6	V
	5613.27	-50.92	-13	-37.92	-68.27	-56.02	8	13.1	V
	7484.36	-48.21	-13	-35.21	-66.61	-49.94	9.57	11.3	V

Remark: Spurious emissions within 30-1000MHz were found more than 20dB below limit line.



LTE Band 4 / 1.4MHz / QPSK / RB Size 1 Offset 0									
Channel	Frequency (MHz)	EIRP (dBm)	Limit (dBm)	Over Limit (dB)	SPA Reading (dBm)	S.G. Power (dBm)	TX Cable loss (dB)	TX Antenna Gain (dBi)	Polarization (H/V)
Middle	3463.74	-51.67	-13	-38.67	-66.42	-58.09	6.18	12.60	H
	5195.61	-49.02	-13	-36.02	-67.02	-53.98	7.74	12.70	H
	6927.48	-42.09	-13	-29.09	-60.90	-44.79	9	11.70	H
	3463.74	-55.77	-13	-42.77	-66.72	-62.19	6.18	12.60	V
	5195.61	-50.95	-13	-37.95	-63.95	-55.91	7.74	12.70	V
	6927.48	-44.45	-13	-31.45	-61.16	-47.15	9	11.70	V

Remark: Spurious emissions within 30-1000MHz were found more than 20dB below limit line.

LTE Band 4 / 3MHz / QPSK / RB Size 1 Offset 0									
Channel	Frequency (MHz)	EIRP (dBm)	Limit (dBm)	Over Limit (dB)	SPA Reading (dBm)	S.G. Power (dBm)	TX Cable loss (dB)	TX Antenna Gain (dBi)	Polarization (H/V)
Middle	3462.48	-50.98	-13	-37.98	-65.73	-57.40	6.18	12.60	H
	5193.72	-49.65	-13	-36.65	-67.65	-54.61	7.74	12.70	H
	6924.96	-42.61	-13	-29.61	-61.42	-45.31	9	11.70	H
	3462.48	-54.95	-13	-41.95	-65.9	-61.37	6.18	12.60	V
	5193.72	-51.90	-13	-38.90	-64.9	-56.86	7.74	12.70	V
	6924.96	-42.57	-13	-29.57	-59.28	-45.27	9	11.70	V

Remark: Spurious emissions within 30-1000MHz were found more than 20dB below limit line.



LTE Band 4 / 5MHz / QPSK / RB Size 1 Offset 0									
Channel	Frequency (MHz)	EIRP (dBm)	Limit (dBm)	Over Limit (dB)	SPA Reading (dBm)	S.G. Power (dBm)	TX Cable loss (dB)	TX Antenna Gain (dBi)	Polarization (H/V)
Middle	3460.68	-51.46	-13	-38.46	-66.21	-57.88	6.18	12.60	H
	5191.02	-47.57	-13	-34.57	-65.57	-52.53	7.74	12.70	H
	6921.36	-38.21	-13	-25.21	-57.70	-40.91	9	11.70	H
	3460.68	-55.60	-13	-42.60	-66.55	-62.02	6.18	12.60	V
	5191.02	-51.94	-13	-38.94	-64.94	-56.90	7.74	12.70	V
	6921.36	-43.62	-13	-30.62	-60.33	-46.32	9	11.70	V

Remark: Spurious emissions within 30-1000MHz were found more than 20dB below limit line.

LTE Band 4 / 10MHz / QPSK / RB Size 1 Offset 0									
Channel	Frequency (MHz)	EIRP (dBm)	Limit (dBm)	Over Limit (dB)	SPA Reading (dBm)	S.G. Power (dBm)	TX Cable loss (dB)	TX Antenna Gain (dBi)	Polarization (H/V)
Middle	3456.18	-51.39	-13	-38.39	-66.14	-57.81	6.18	12.60	H
	5184.27	-48.36	-13	-35.36	-66.36	-53.32	7.74	12.70	H
	6912.36	-42.32	-13	-29.32	-61.13	-45.02	9	11.70	H
	3456.18	-55.61	-13	-42.61	-66.56	-62.03	6.18	12.60	V
	5184.27	-52.24	-13	-39.24	-65.24	-57.20	7.74	12.70	V
	6912.36	-37.62	-13	-24.62	-55.97	-40.32	9	11.70	V

Remark: Spurious emissions within 30-1000MHz were found more than 20dB below limit line.



LTE Band 4 / 15MHz / QPSK / RB Size 1 Offset 0									
Channel	Frequency (MHz)	EIRP (dBm)	Limit (dBm)	Over Limit (dB)	SPA Reading (dBm)	S.G. Power (dBm)	TX Cable loss (dB)	TX Antenna Gain (dBi)	Polarization (H/V)
Middle	3451.68	-51.34	-13	-38.34	-66.09	-57.76	6.18	12.60	H
	5177.52	-49.34	-13	-36.34	-67.34	-54.30	7.74	12.70	H
	6903.36	-35.60	-13	-22.60	-56.12	-38.30	9	11.70	H
	3451.68	-55.36	-13	-42.36	-66.31	-61.78	6.18	12.60	V
	5177.52	-52.56	-13	-39.56	-65.56	-57.52	7.74	12.70	V
	6903.36	-41.34	-13	-28.34	-58.05	-44.04	9	11.70	V

Remark: Spurious emissions within 30-1000MHz were found more than 20dB below limit line.

LTE Band 4 / 20MHz / QPSK / RB Size 1 Offset 0									
Channel	Frequency (MHz)	EIRP (dBm)	Limit (dBm)	Over Limit (dB)	SPA Reading (dBm)	S.G. Power (dBm)	TX Cable loss (dB)	TX Antenna Gain (dBi)	Polarization (H/V)
Middle	3447.18	-51.48	-13	-38.48	-66.23	-57.90	6.18	12.60	H
	5170.77	-48.80	-13	-35.80	-66.80	-53.76	7.74	12.70	H
	6894.36	-48.07	-13	-35.07	-66.88	-50.77	9	11.70	H
	3447.18	-55.16	-13	-42.16	-66.11	-61.58	6.18	12.60	V
	5170.77	-51.36	-13	-38.36	-64.36	-56.32	7.74	12.70	V
	6894.36	-45.66	-13	-32.66	-62.37	-48.36	9	11.70	V

Remark: Spurious emissions within 30-1000MHz were found more than 20dB below limit line.



LTE Band 5 / 1.4MHz / QPSK / RB Size 1 Offset 0									
Channel	Frequency (MHz)	ERP (dBm)	Limit (dBm)	Over Limit (dB)	SPA Reading (dBm)	S.G. Power (dBm)	TX Cable loss (dB)	TX Antenna Gain (dBi)	Polarization (H/V)
Middle	1671.92	-62.00	-13	-49.00	-64.83	-68.69	0.56	9.40	H
	2507.88	-60.28	-13	-47.28	-66.02	-67.99	0.74	10.60	H
	3343.84	-57.11	-13	-44.11	-65.92	-66.71	0.85	12.60	H
	1671.92	-64.14	-13	-51.14	-65.80	-70.83	0.56	9.40	V
	2507.88	-61.50	-13	-48.50	-67.08	-69.21	0.74	10.60	V
	3343.84	-57.57	-13	-44.57	-65.71	-67.17	0.85	12.60	V

Remark: Spurious emissions within 30-1000MHz were found more than 20dB below limit line.

LTE Band 5 / 3MHz / QPSK / RB Size 1 Offset 0									
Channel	Frequency (MHz)	ERP (dBm)	Limit (dBm)	Over Limit (dB)	SPA Reading (dBm)	S.G. Power (dBm)	TX Cable loss (dB)	TX Antenna Gain (dBi)	Polarization (H/V)
Middle	1670.48	-62.53	-13	-49.53	-65.36	-69.22	0.56	9.40	H
	2505.72	-60.73	-13	-47.73	-66.47	-68.44	0.74	10.60	H
	3340.96	-57.70	-13	-44.70	-66.51	-67.30	0.85	12.60	H
	1670.48	-63.98	-13	-50.98	-65.64	-70.67	0.56	9.40	V
	2505.72	-60.33	-13	-47.33	-65.91	-68.04	0.74	10.60	V
	3340.96	-58.13	-13	-45.13	-66.27	-67.73	0.85	12.60	V

Remark: Spurious emissions within 30-1000MHz were found more than 20dB below limit line.



LTE Band 5 / 5MHz / QPSK / RB Size 1 Offset 0									
Channel	Frequency (MHz)	ERP (dBm)	Limit (dBm)	Over Limit (dB)	SPA Reading (dBm)	S.G. Power (dBm)	TX Cable loss (dB)	TX Antenna Gain (dBi)	Polarization (H/V)
Middle	1668.68	-62.74	-13	-49.74	-65.57	-69.43	0.56	9.40	H
	2503.02	-61.04	-13	-48.04	-66.78	-68.75	0.74	10.60	H
	3337.36	-57.17	-13	-44.17	-65.98	-66.77	0.85	12.60	H
	1668.68	-63.92	-13	-50.92	-65.58	-70.61	0.56	9.40	V
	2503.02	-60.66	-13	-47.66	-66.24	-68.37	0.74	10.60	V
	3337.36	-57.40	-13	-44.40	-65.54	-67.00	0.85	12.60	V

Remark: Spurious emissions within 30-1000MHz were found more than 20dB below limit line.

LTE Band 5 / 10MHz / QPSK / RB Size 1 Offset 0									
Channel	Frequency (MHz)	ERP (dBm)	Limit (dBm)	Over Limit (dB)	SPA Reading (dBm)	S.G. Power (dBm)	TX Cable loss (dB)	TX Antenna Gain (dBi)	Polarization (H/V)
Middle	1664.08	-62.38	-13	-49.38	-65.21	-69.07	0.56	9.40	H
	2496.27	-60.29	-13	-47.29	-66.03	-68.00	0.74	10.60	H
	3328.36	-56.51	-13	-43.51	-65.32	-66.11	0.85	12.60	H
	1664.08	-63.04	-13	-50.04	-64.70	-69.73	0.56	9.40	V
	2496.27	-60.50	-13	-47.50	-66.08	-68.21	0.74	10.60	V
	3328.36	-57.79	-13	-44.79	-65.93	-67.39	0.85	12.60	V

Remark: Spurious emissions within 30-1000MHz were found more than 20dB below limit line.



LTE Band 7 / 5MHz / QPSK / RB Size 1 Offset 0									
Channel	Frequency (MHz)	EIRP (dBm)	Limit (dBm)	Over Limit (dB)	SPA Reading (dBm)	S.G. Power (dBm)	TX Cable loss (dB)	TX Antenna Gain (dBi)	Polarization (H/V)
Middle	5065.68	-52.00	-25	-27.00	-68.20	-63.76	0.94	12.70	H
	7598.52	-45.63	-25	-20.63	-67.00	-55.64	1.69	11.70	H
	10131.36	-43.98	-25	-18.98	-68.34	-54.64	1.44	12.10	H
	5065.68	-52.02	-25	-27.02	-67.77	-63.78	0.94	12.70	V
	7598.52	-43.21	-25	-18.21	-64.2	-53.22	1.69	11.70	V
	10131.36	-45.89	-25	-20.89	-68.79	-56.55	1.44	12.10	V

Remark: Spurious emissions within 30-1000MHz were found more than 20dB below limit line.

LTE Band 7 / 10MHz / QPSK / RB Size 1 Offset 0									
Channel	Frequency (MHz)	EIRP (dBm)	Limit (dBm)	Over Limit (dB)	SPA Reading (dBm)	S.G. Power (dBm)	TX Cable loss (dB)	TX Antenna Gain (dBi)	Polarization (H/V)
Middle	5061.18	-51.45	-25	-26.45	-67.65	-63.21	0.94	12.70	H
	7591.77	-46.15	-25	-21.15	-67.52	-56.16	1.69	11.70	H
	10122.36	-44.26	-25	-19.26	-68.62	-54.92	1.44	12.10	H
	5061.18	-51.42	-25	-26.42	-67.17	-63.18	0.94	12.70	V
	7591.77	-46.32	-25	-21.32	-67.31	-56.33	1.69	11.70	V
	10122.36	-46.34	-25	-21.34	-69.24	-57.00	1.44	12.10	V

Remark: Spurious emissions within 30-1000MHz were found more than 20dB below limit line.



LTE Band 7 / 15MHz / QPSK / RB Size 1 Offset 0									
Channel	Frequency (MHz)	EIRP (dBm)	Limit (dBm)	Over Limit (dB)	SPA Reading (dBm)	S.G. Power (dBm)	TX Cable loss (dB)	TX Antenna Gain (dBi)	Polarization (H/V)
Middle	5056.68	-52.39	-25	-27.39	-68.59	-64.15	0.94	12.70	H
	7585.02	-44.40	-25	-19.40	-65.77	-54.41	1.69	11.70	H
	10113.36	-44.81	-25	-19.81	-69.17	-55.47	1.44	12.10	H
	5056.68	-51.61	-25	-26.61	-67.36	-63.37	0.94	12.70	V
	7585.02	-41.71	-25	-16.71	-62.7	-51.72	1.69	11.70	V
	10113.36	-46.25	-25	-21.25	-69.15	-56.91	1.44	12.10	V

Remark: Spurious emissions within 30-1000MHz were found more than 20dB below limit line.

LTE Band 7 / 20MHz / QPSK / RB Size 1 Offset 0									
Channel	Frequency (MHz)	EIRP (dBm)	Limit (dBm)	Over Limit (dB)	SPA Reading (dBm)	S.G. Power (dBm)	TX Cable loss (dB)	TX Antenna Gain (dBi)	Polarization (H/V)
Middle	5052.18	-51.83	-25	-26.83	-68.03	-63.59	0.94	12.70	H
	7578.27	-44.20	-25	-19.20	-65.57	-54.21	1.69	11.70	H
	10104.36	-43.76	-25	-18.76	-68.12	-54.42	1.44	12.10	H
	5052.18	-51.99	-25	-26.99	-67.74	-63.75	0.94	12.70	V
	7578.27	-42.65	-25	-17.65	-63.64	-52.66	1.69	11.70	V
	10104.36	-45.39	-25	-20.39	-68.29	-56.05	1.44	12.10	V

Remark: Spurious emissions within 30-1000MHz were found more than 20dB below limit line.



LTE Band 12 / 1.4MHz / QPSK / RB Size 1 Offset 0									
Channel	Frequency (MHz)	ERP (dBm)	Limit (dBm)	Over Limit (dB)	SPA Reading (dBm)	S.G. Power (dBm)	TX Cable loss (dB)	TX Antenna Gain (dBi)	Polarization (H/V)
Middle	1413.74	-61.72	-13	-48.72	-64.55	-68.41	0.56	9.40	H
	2120.61	-59.84	-13	-46.84	-65.58	-67.55	0.74	10.60	H
	2827.48	-58.30	-13	-45.30	-67.11	-67.90	0.85	12.60	H
	1413.74	-63.50	-13	-50.50	-65.16	-70.19	0.56	9.40	V
	2120.61	-60.44	-13	-47.44	-66.02	-68.15	0.74	10.60	V
	2827.48	-58.85	-13	-45.85	-66.99	-68.45	0.85	12.60	V

Remark: Spurious emissions within 30-1000MHz were found more than 20dB below limit line.

LTE Band 12 / 3MHz / QPSK / RB Size 1 Offset 0									
Channel	Frequency (MHz)	ERP (dBm)	Limit (dBm)	Over Limit (dB)	SPA Reading (dBm)	S.G. Power (dBm)	TX Cable loss (dB)	TX Antenna Gain (dBi)	Polarization (H/V)
Middle	1412.3	-61.93	-13	-48.93	-64.76	-68.62	0.56	9.40	H
	2118.45	-61.12	-13	-48.12	-66.86	-68.83	0.74	10.60	H
	2824.6	-58.71	-13	-45.71	-67.52	-68.31	0.85	12.60	H
	1412.3	-62.87	-13	-49.87	-64.53	-69.56	0.56	9.40	V
	2118.45	-61.83	-13	-48.83	-67.41	-69.54	0.74	10.60	V
	2824.6	-59.36	-13	-46.36	-67.50	-68.96	0.85	12.60	V

Remark: Spurious emissions within 30-1000MHz were found more than 20dB below limit line.



LTE Band 12 / 5MHz / QPSK / RB Size 1 Offset 0									
Channel	Frequency (MHz)	ERP (dBm)	Limit (dBm)	Over Limit (dB)	SPA Reading (dBm)	S.G. Power (dBm)	TX Cable loss (dB)	TX Antenna Gain (dBi)	Polarization (H/V)
Middle	1410.5	-62.15	-13	-49.15	-64.98	-68.84	0.56	9.40	H
	2115.75	-60.96	-13	-47.96	-66.70	-68.67	0.74	10.60	H
	2821	-58.59	-13	-45.59	-67.40	-68.19	0.85	12.60	H
	1410.5	-63.39	-13	-50.39	-65.05	-70.08	0.56	9.40	V
	2115.75	-60.78	-13	-47.78	-66.36	-68.49	0.74	10.60	V
	2821	-59.42	-13	-46.42	-67.56	-69.02	0.85	12.60	V

Remark: Spurious emissions within 30-1000MHz were found more than 20dB below limit line.

LTE Band 12 / 10MHz / QPSK / RB Size 1 Offset 0									
Channel	Frequency (MHz)	ERP (dBm)	Limit (dBm)	Over Limit (dB)	SPA Reading (dBm)	S.G. Power (dBm)	TX Cable loss (dB)	TX Antenna Gain (dBi)	Polarization (H/V)
Middle	1406	-62.42	-13	-49.42	-65.25	-69.11	0.56	9.40	H
	2109	-57.47	-13	-44.47	-63.21	-65.18	0.74	10.60	H
	2812	-58.55	-13	-45.55	-67.36	-68.15	0.85	12.60	H
	1406	-62.62	-13	-49.62	-64.28	-69.31	0.56	9.40	V
	2109	-55.84	-13	-42.84	-61.42	-63.55	0.74	10.60	V
	2812	-58.58	-13	-45.58	-66.72	-68.18	0.85	12.60	V

Remark: Spurious emissions within 30-1000MHz were found more than 20dB below limit line.



LTE Band 17 / 5MHz / QPSK / RB Size 1 Offset 0									
Channel	Frequency (MHz)	ERP (dBm)	Limit (dBm)	Over Limit (dB)	SPA Reading (dBm)	S.G. Power (dBm)	TX Cable loss (dB)	TX Antenna Gain (dBi)	Polarization (H/V)
Middle	1415.68	-61.46	-13	-48.46	-64.29	-68.15	0.56	9.40	H
	2123.58	-45.50	-13	-32.50	-53.62	-53.21	0.74	10.60	H
	2831.36	-57.88	-13	-44.88	-66.69	-67.48	0.85	12.60	H
	1415.68	-62.20	-13	-49.20	-63.86	-68.89	0.56	9.40	V
	2123.58	-53.24	-13	-40.24	-58.82	-60.95	0.74	10.60	V
	2831.36	-58.42	-13	-45.42	-66.56	-68.02	0.85	12.60	V

Remark: Spurious emissions within 30-1000MHz were found more than 20dB below limit line.

LTE Band 17 / 10MHz / QPSK / RB Size 1 Offset 0									
Channel	Frequency (MHz)	ERP (dBm)	Limit (dBm)	Over Limit (dB)	SPA Reading (dBm)	S.G. Power (dBm)	TX Cable loss (dB)	TX Antenna Gain (dBi)	Polarization (H/V)
Middle	1411.18	-61.72	-13	-48.72	-64.55	-68.41	0.56	9.40	H
	2116.77	-55.22	-13	-42.22	-60.96	-62.93	0.74	10.60	H
	2822.36	-57.55	-13	-44.55	-66.36	-67.15	0.85	12.60	H
	1411.18	-59.71	-13	-46.71	-61.37	-66.40	0.56	9.40	V
	2116.77	-51.76	-13	-38.76	-57.65	-59.47	0.74	10.60	V
	2822.36	-57.30	-13	-44.30	-65.44	-66.90	0.85	12.60	V

Remark: Spurious emissions within 30-1000MHz were found more than 20dB below limit line.



LTE Band 25 / 1.4MHz / QPSK / RB Size 1 Offset 0									
Channel	Frequency (MHz)	EIRP (dBm)	Limit (dBm)	Over Limit (dB)	SPA Reading (dBm)	S.G. Power (dBm)	TX Cable loss (dB)	TX Antenna Gain (dBi)	Polarization (H/V)
Middle	3758.74	-51.43	-13	-38.43	-64.98	-57.47	6.56	12.60	H
	5638.11	-51.13	-13	-38.13	-67.07	-56.23	8	13.10	H
	7517.48	-46.30	-13	-33.30	-65.04	-48.03	9.57	11.30	H
	3758.74	-50.28	-13	-37.28	-63.63	-56.32	6.56	12.6	V
	5638.11	-47.13	-13	-34.13	-64.48	-52.23	8	13.1	V
	7517.48	-43.53	-13	-30.53	-61.93	-45.26	9.57	11.3	V

Remark: Spurious emissions within 30-1000MHz were found more than 20dB below limit line.

LTE Band 25 / 3MHz / QPSK / RB Size 1 Offset 0									
Channel	Frequency (MHz)	EIRP (dBm)	Limit (dBm)	Over Limit (dB)	SPA Reading (dBm)	S.G. Power (dBm)	TX Cable loss (dB)	TX Antenna Gain (dBi)	Polarization (H/V)
Middle	3757.3	-51.82	-13	-38.82	-65.37	-57.86	6.56	12.60	H
	5635.95	-50.26	-13	-37.26	-66.20	-55.36	8	13.10	H
	7514.6	-46.67	-13	-33.67	-65.41	-48.40	9.57	11.30	H
	3757.3	-50.81	-13	-37.81	-64.16	-56.85	6.56	12.6	V
	5635.95	-47.51	-13	-34.51	-64.86	-52.61	8	13.1	V
	7514.6	-43.96	-13	-30.96	-62.36	-45.69	9.57	11.3	V

Remark: Spurious emissions within 30-1000MHz were found more than 20dB below limit line.



LTE Band 25 / 5MHz / QPSK / RB Size 1 Offset 0									
Channel	Frequency (MHz)	EIRP (dBm)	Limit (dBm)	Over Limit (dB)	SPA Reading (dBm)	S.G. Power (dBm)	TX Cable loss (dB)	TX Antenna Gain (dBi)	Polarization (H/V)
Middle	3755.5	-51.91	-13	-38.91	-65.46	-57.95	6.56	12.60	H
	5633.25	-49.53	-13	-36.53	-65.47	-54.63	8	13.10	H
	7511	-44.32	-13	-31.32	-63.06	-46.05	9.57	11.30	H
	3755.5	-49.49	-13	-36.49	-62.84	-55.53	6.56	12.6	V
	5633.25	-45.29	-13	-32.29	-62.64	-50.39	8	13.1	V
	7511	-43.39	-13	-30.39	-61.79	-45.12	9.57	11.3	V

Remark: Spurious emissions within 30-1000MHz were found more than 20dB below limit line.

LTE Band 25 / 10MHz / QPSK / RB Size 1 Offset 0									
Channel	Frequency (MHz)	EIRP (dBm)	Limit (dBm)	Over Limit (dB)	SPA Reading (dBm)	S.G. Power (dBm)	TX Cable loss (dB)	TX Antenna Gain (dBi)	Polarization (H/V)
Middle	3751	-52.00	-13	-39.00	-65.55	-58.04	6.56	12.60	H
	5626.5	-50.61	-13	-37.61	-66.55	-55.71	8	13.10	H
	7502	-46.70	-13	-33.70	-65.44	-48.43	9.57	11.30	H
	3751	-47.21	-13	-34.21	-60.56	-53.25	6.56	12.6	V
	5626.5	-45.68	-13	-32.68	-63.03	-50.78	8	13.1	V
	7502	-45.94	-13	-32.94	-64.34	-47.67	9.57	11.3	V

Remark: Spurious emissions within 30-1000MHz were found more than 20dB below limit line.



LTE Band 25 / 15MHz / QPSK / RB Size 1 Offset 0									
Channel	Frequency (MHz)	EIRP (dBm)	Limit (dBm)	Over Limit (dB)	SPA Reading (dBm)	S.G. Power (dBm)	TX Cable loss (dB)	TX Antenna Gain (dBi)	Polarization (H/V)
Middle	3746.5	-52.17	-13	-39.17	-65.72	-58.21	6.56	12.60	H
	5619.75	-51.21	-13	-38.21	-67.15	-56.31	8	13.10	H
	7493	-47.25	-13	-34.25	-65.99	-48.98	9.57	11.30	H
	3746.5	-48.83	-13	-35.83	-62.18	-54.87	6.56	12.6	V
	5619.75	-48.20	-13	-35.20	-65.55	-53.30	8	13.1	V
	7493	-47.04	-13	-34.04	-65.44	-48.77	9.57	11.3	V

Remark: Spurious emissions within 30-1000MHz were found more than 20dB below limit line.

LTE Band 25 / 20MHz / QPSK / RB Size 1 Offset 0									
Channel	Frequency (MHz)	EIRP (dBm)	Limit (dBm)	Over Limit (dB)	SPA Reading (dBm)	S.G. Power (dBm)	TX Cable loss (dB)	TX Antenna Gain (dBi)	Polarization (H/V)
Middle	3742	-52.16	-13	-39.16	-65.71	-58.20	6.56	12.60	H
	5613	-50.11	-13	-37.11	-66.05	-55.21	8	13.10	H
	7484	-46.76	-13	-33.76	-65.50	-48.49	9.57	11.30	H
	3742	-50.60	-13	-37.60	-63.95	-56.64	6.56	12.6	V
	5613	-47.19	-13	-34.19	-64.54	-52.29	8	13.1	V
	7484	-45.69	-13	-32.69	-64.09	-47.42	9.57	11.3	V

Remark: Spurious emissions within 30-1000MHz were found more than 20dB below limit line.



LTE Band 38 / 5MHz / QPSK / RB Size 1 Offset 0									
Channel	Frequency (MHz)	EIRP (dBm)	Limit (dBm)	Over Limit (dB)	SPA Reading (dBm)	S.G. Power (dBm)	TX Cable loss (dB)	TX Antenna Gain (dBi)	Polarization (H/V)
Middle	5185.68	-49.98	-25	-24.98	-66.18	-61.74	0.94	12.70	H
	7778.52	-44.54	-25	-19.54	-65.91	-54.55	1.69	11.70	H
	10371.36	-42.34	-25	-17.34	-66.70	-53.00	1.44	12.10	H
	5185.68	-48.75	-25	-23.75	-64.5	-60.51	0.94	12.70	V
	7778.52	-44.65	-25	-19.65	-65.64	-54.66	1.69	11.70	V
	10371.36	-43.77	-25	-18.77	-66.67	-54.43	1.44	12.10	V

Remark: Spurious emissions within 30-1000MHz were found more than 20dB below limit line.

LTE Band 38 / 10MHz / QPSK / RB Size 1 Offset 0									
Channel	Frequency (MHz)	EIRP (dBm)	Limit (dBm)	Over Limit (dB)	SPA Reading (dBm)	S.G. Power (dBm)	TX Cable loss (dB)	TX Antenna Gain (dBi)	Polarization (H/V)
Middle	5181.18	-49.94	-25	-24.94	-66.14	-61.70	0.94	12.70	H
	7771.77	-44.55	-25	-19.55	-65.92	-54.56	1.69	11.70	H
	10362.36	-42.09	-25	-17.09	-66.45	-52.75	1.44	12.10	H
	5181.18	-50.46	-25	-25.46	-66.21	-62.22	0.94	12.70	V
	7771.77	-44.22	-25	-19.22	-65.21	-54.23	1.69	11.70	V
	10362.36	-42.89	-25	-17.89	-65.79	-53.55	1.44	12.10	V

Remark: Spurious emissions within 30-1000MHz were found more than 20dB below limit line.

LTE Band 38 / 15MHz / QPSK / RB Size 1 Offset 0									
Channel	Frequency (MHz)	EIRP (dBm)	Limit (dBm)	Over Limit (dB)	SPA Reading (dBm)	S.G. Power (dBm)	TX Cable loss (dB)	TX Antenna Gain (dBi)	Polarization (H/V)
Middle	5176.68	-50.01	-25	-25.01	-66.21	-61.77	0.94	12.70	H
	7765.02	-44.68	-25	-19.68	-66.05	-54.69	1.69	11.70	H
	10353.36	-41.91	-25	-16.91	-66.27	-52.57	1.44	12.10	H
	5176.68	-48.67	-25	-23.67	-64.42	-60.43	0.94	12.70	V
	7765.02	-45.08	-25	-20.08	-66.07	-55.09	1.69	11.70	V
	10353.36	-43.13	-25	-18.13	-66.03	-53.79	1.44	12.10	V

Remark: Spurious emissions within 30-1000MHz were found more than 20dB below limit line.



LTE Band 38 / 20MHz / QPSK / RB Size 1 Offset 0									
Channel	Frequency (MHz)	EIRP (dBm)	Limit (dBm)	Over Limit (dB)	SPA Reading (dBm)	S.G. Power (dBm)	TX Cable loss (dB)	TX Antenna Gain (dBi)	Polarization (H/V)
Middle	5172.18	-49.69	-25	-24.69	-65.89	-61.45	0.94	12.70	H
	7758.27	-43.04	-25	-18.04	-64.41	-53.05	1.69	11.70	H
	10344.36	-42.80	-25	-17.80	-67.16	-53.46	1.44	12.10	H
	5172.18	-50.49	-25	-25.49	-66.24	-62.25	0.94	12.70	V
	7758.27	-45.26	-25	-20.26	-66.25	-55.27	1.69	11.70	V
	10344.36	-43.62	-25	-18.62	-66.52	-54.28	1.44	12.10	V

Remark: Spurious emissions within 30-1000MHz were found more than 20dB below limit line.