


The Lenovo logo, consisting of the word "Lenovo" in white text on a red rectangular background.

# YOGA BOOK

Lenovo YB1-X90F

Lenovo YB1-X90L

-  Read this guide carefully before using your YOGA BOOK.  
All information labeled with \* in this guide refers only to the LTE model (Lenovo YB1-X90L) .

Device models equipped with wireless communications comply with the radio frequency and safety standards of any country or region in which it has been approved for wireless use. In addition, if your product contains a telecom modem, it complies with the requirements for connection to the telephone network in your country.

Be sure to read the *Regulatory Notice* for your country or region before using the wireless devices contained in your device. To obtain a PDF version of the *Regulatory Notice*, refer to the "Downloading publications" section below.

To get support on network service and billing, contact your wireless network operator. To learn how to use your tablet and view its technical specifications, go to <http://support.lenovo.com>.

Electronic versions of your publications are available from <http://support.lenovo.com>. To download the publications for your tablet, go to <http://support.lenovo.com> and follow the instructions on the screen.

Your User Guide contains detailed information about your tablet. To access your User Guide, use one of the following methods:


- Go to <http://support.lenovo.com> and follow the instructions on the screen.
- Start your device, access the **User Guide** app.

Lenovo and the Lenovo logo are trademarks of Lenovo in the United States, other countries, or both.

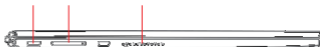

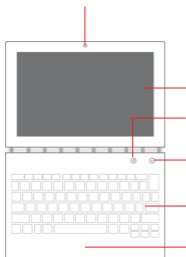
Other company, product, or service names may be trademarks or service marks of others.

**LIMITED AND RESTRICTED RIGHTS NOTICE:** If data or software is delivered pursuant a General Services Administration "GSA" contract, use, reproduction, or disclosure is subject to restrictions set forth in Contract No. GS-35F-05925.

	YOGA BOOK
	Model: Lenovo YB1-X90F;      Version: WLAN
	*Model: Lenovo YB1-X90L;      *Version: LTE
	Android
	Intel Cherry Trail, Z8500
	8 megapixels AF (rear) + 2 megapixels (front)
	8500 mAh
	Size: 10.1 inches Resolution: 1200 × 1920
	Bluetooth 4.0; WLAN 802.11 a/b/g/n/ac; GPS/GLONASS; *LTE/WCDMA/GSM

 ① Your YOGA BOOK supports LTE Band 1, 2, 3, 4, 5, 7, 8, 9, 12, 17, 18, 19, 20, 25, 38, 39, 40. But in some countries, LTE is not supported. To know if your YOGA BOOK works with LTE networks in your country, contact your carrier.

Model	Version
Lenovo YB1-X90F	WLAN
Lenovo YB1-X90L	LTE



Front camera

Rear camera

On/off button

Earphone jack

Touch Screen

Keyboard

Speakers

Micro USB connector

Indicator light

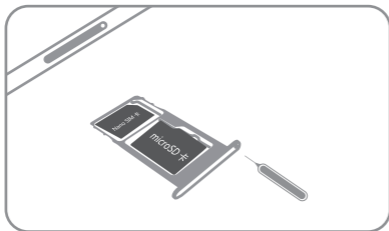
Multi-touch pad

Volume button

Card tray

You can use cellular services with the LTE model (Lenovo YB1-X90L) by inserting the Nano-SIM card provided by your carrier.


Install the Nano-SIM card and the microSD card as shown.



Insert the eject tool that comes with your smartphone into the hole in the card tray.

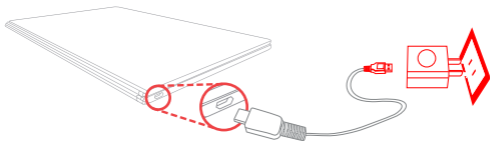
Pull out the card tray and position a Nano-SIM card in Slot 1 and a microSD card in Slot 2.

Carefully insert the tray with the installed cards back into the slot.

 Only Nano-SIM card works with your tablet.

!!! DO not insert or remove the Micro SIM card while your tablet is turned on. Doing so can permanently damage your Micro SIM card or tablet.

Before using your tablet, you might need to charge the battery.  
Charge the battery as shown.



Connect your tablet to a power outlet using the included cable and USB power adapter.



**Turn on:** Press and hold the On/Off button until the Lenovo logo appears.

**Turn off:** Press and hold the On/Off button for a few seconds, then tap **Power off**.

Press and hold the On/Off button and the volume down button at the same time.

**DANGER:** Plastic bags can be dangerous. Keep plastic bags away from babies and children to avoid danger of suffocation.

**DANGER:** Do not attempt to replace the internal rechargeable lithium ion battery. Risk of explosion if the battery is replaced with an incorrect type. Contact Lenovo Support for factory replacement.

**WARNING:** Handling the cord on this product or cords associated with accessories sold with this product will expose you to lead, a chemical known to the State of California to cause cancer, and birth defects or other reproductive harm. Wash hands after handling.

Your device has a headphone connector. Always use the headphone connector for headphones (also called a headset) or earphones.

**CAUTION: Excessive sound pressure from earphones and headphones can cause hearing loss. Adjustment of the equalizer to maximum increases the earphone and headphone output voltage and the sound pressure level. Therefore, to protect your hearing, adjust the equalizer to an appropriate level.**

Excessive use of headphones or earphones for a long period of time at high volume can be dangerous if the output of the headphone or earphone connectors do not comply with specifications of EN 50332-2.

The headphone output connector of your device complies with EN 50332-2 Sub clause 7. This specification limits the device's maximum wide band true RMS output voltage to 150 mV. To help protect against hearing loss, ensure that the headphones or earphones you use also comply with EN 50332-2 (Clause 7 limits) for a wide band characteristic voltage of 75 mV. Using headphones that do not comply with EN 50332-2 can be dangerous due to excessive sound pressure levels.

If your device came with headphones or earphones in the package, as a set, the combination of the headphones or earphones and the device already complies with the specifications of EN 50332-1. If different headphones or earphones are used, ensure that they comply with EN 50332-1 (Clause 6.5 Limitation Values). Using headphones that do not comply with EN 50332-1 can be dangerous due to excessive sound pressure levels.

For the device that is tested in accordance with EN 60950-1:2006+A11:2009+A1:2010+A12:2011+A2:2013, it is mandatory to perform audio tests for EN50332.

This device has been tested to comply with the Sound Pressure Level requirement laid down in the applicable EN 50332-1 and/or EN 50332-2 standards. Permanent hearing loss may occur if earphones or headphones are used at high volume for prolonged periods of time.



Warning statement: To prevent possible hearing damage, do not listen at high volume levels for a long period of time.

Radio and Telecommunications Terminal Equipment Directive

**CE 0560** 

Lenovo declares that this product is in compliance with:

- The essential requirements and other relevant provisions of the Radio and Telecommunications Terminal Equipment Directive, 1999/5/EC
- All other relevant EU directives

The Declaration of Conformity information is located in the *Regulatory Notice*. To obtain a PDF version of the *Regulatory Notice*, go to <http://support.lenovo.com>.

The following information describes the technical support that is available for your product, during the warranty period or throughout the life of your product. Refer to the *Lenovo Limited Warranty* for a full explanation of Lenovo warranty terms. See “Lenovo Limited Warranty notice” later in this document for details on accessing the full warranty.



Online technical support is available during the lifetime of a product at:

<http://www.lenovo.com/support>

You can get help and information from the Customer Support Center by telephone. Before contacting a Lenovo technical support representative, please have the following information available: model and serial number, the exact wording of any error message, and a description of the problem.

Your technical support representative might want to walk you through the problem while you are at your device during the call.

**Important:** Telephone numbers are subject to change without notice. The most up-to-date telephone list for the Customer Support Center is always available at: <http://www.lenovo.com/support/phone>

If the telephone number for your country or region is not listed, contact your Lenovo reseller or Lenovo marketing representative.

This product is covered by the terms of the *Lenovo Limited Warranty*, version L505-0010-02 08/2011. Read the *Lenovo Limited Warranty* (LLW) at [http://www.lenovo.com/warranty/llw\\_02](http://www.lenovo.com/warranty/llw_02). You can view the LLW in a number of languages from this Web site. If you cannot view the LLW from the Web site, contact your local Lenovo office or reseller to obtain a printed version of the LLW.

Country or Region Purchase	Warranty Period	Type of Warranty Service
France, Germany, Italy, Austria, United Kingdom, Israel, Australia, New Zealand	Parts and Labor - 1 year Battery Pack - 1 year	1,3
Guatemala, Costa Rica, Venezuela, Peru, Uruguay, Ecuador, Colombia, Chile, Argentina, Indonesia, Vietnam, India, Malaysia, Thailand, Philippines, Singapore, Hong Kong, El Salvador	Parts and Labor - 1 year Battery Pack - 1 year	1,4

Country or Region Purchase	Warranty Period	Type of Warranty Service
Russia, Ukraine, Egypt, Lebanon, Morocco, South Africa, Tunisia, Mauritius, Mozambique, United Arab Emirates, Jordan, Kenya, Nigeria, Uganda, Ghana, Oman, Tanzania, Namibia	Parts and Labor - 1 year Battery Pack - 1 year	4
United States of America, Canada, Mexico, Japan	Parts and Labor - 1 year Battery Pack - 1 year	1,5
Panama	Parts and labor - 1 year Battery Pack - 1 year	2,4
Taiwan, South Korea	Parts and Labor - 1 year Battery Pack - 1 year	3,4
Brazil	Parts and Labor - 1 year Battery Pack - 1 year	2,5
Spain, Switzerland, Portugal, Netherlands, Belgium, Sweden, Denmark, Norway, Finland, Estonia, Latvia, Lithuania, Iceland	Parts and Labor - 2 years Battery Pack - 1 year	1,3
Czech Republic, Hungary, Romania, Bulgaria, Greece, Croatia, Slovenia, Slovakia, Cyprus, Poland	Parts and Labor - 2 years Battery Pack - 1 year	1,5
Turkey	Parts and Labor - 2 years Battery Pack - 2 years	3,4
Saudi Arabia	Parts and Labor - 2 years Battery Pack - 2 years	4
Serbia	Parts and Labor - 2 years Battery Pack - 1 year	1,4

\* Excludes some components. 90-day limited warranty for power adapters, keyboards, plastics and hinges.

### Types of Warranty Service

1. Customer Replaceable Unit ("CRU") Service
2. On-site Service
3. Courier or Depot Service
4. Customer Carry-In Service
5. Mail-in Service
6. Customer Two-Way Mail-in Service
7. Product Exchange Service

For a full explanation of the types of warranty service, refer to the full warranty. See "**Lenovo Limited Warranty notice**" for details on accessing the full warranty.

Lenovo encourages owners of information technology (IT) equipment to responsibly recycle their equipment when it is no longer needed. Lenovo offers a variety of programs and services to assist equipment owners in recycling their IT products. For information on recycling Lenovo products, go to <http://www.lenovo.com/recycling>.



Electrical and electronic equipment marked with the symbol of a crossed-out wheeled bin may not be disposed as unsorted municipal waste. Waste of electrical and electronic equipment (WEEE) shall be treated separately using the collection framework available to customers for the return, recycling, and treatment of WEEE.

Country-specific information is available at:  
<http://www.lenovo.com/recycling>

Recycling and disposal information for Japan is available at:  
<http://www.lenovo.com/recycling/japan>

Additional information about recycling device components and batteries is in your **User Guide**. See "**Accessing your User Guide**" for details.

#### Battery recycling information for Taiwan



廢電池請回收

For better environmental protection, waste batteries should be collected separately for recycling or special disposal.

#### Battery recycling information for the United States and Canada



**US & Canada Only**

#### Battery recycling information for the European Union

EU



## Energy efficiency mark



### Turkey

The Lenovo product meets the requirements of the Republic of Turkey Directive on the Restriction of the Use of Certain Hazardous Substances in Waste Electrical and Electronic Equipment (WEEE).

#### Türkiye AEEE Yönetmeliğine Uygunluk Beyanı

Bu Lenovo ürünü, T.C. Çevre ve Orman Bakanlığı'nın "Atık Elektrikli ve Elektronik Eşya Bazı Zararlı Maddelerin Kullanımının Sınırlandırılmasına Dair Yönetmelik (AEEE)" direktiflerine uygundur.

AEEE Yönetmeliğine Uygundur.

### Ukraine

Цим підтверджуємо, що продукція Леново відповідає вимогам нормативних актів України, які обмежують вміст небезпечних речовин

### India

RoHS compliant as per E-Waste (Management & Handling) Rules, 2011.

### Vietnam

Lenovo products sold in Vietnam, on or after September 23, 2011, meet the requirements of the Vietnam Circular 30/2011/TT-BCT ("Vietnam RoHS").

### European Union

Lenovo products sold in the European Union, on or after 3 January 2013 meet the requirements of Directive 2011/65/EU on the restriction of the use of certain hazardous substances in electrical and electronic equipment ("RoHS recast" or "RoHS 2").

For more information about Lenovo progress on RoHS, go to:

[http://www.lenovo.com/social\\_responsibility/us/en/RoHS\\_Communication.pdf](http://www.lenovo.com/social_responsibility/us/en/RoHS_Communication.pdf)

# EAC

## FCC RF Exposure Information (SAR)

This device is designed and manufactured not to exceed the emission limits for exposure to radio frequency (RF) energy set by the Federal Communications Commission of the United States.

During SAR testing, this device is set to transmit at its highest certified power level in all tested frequency bands, and placed in positions that simulate RF exposure. Although the SAR is determined at the highest certified power level, the actual SAR level of the while operating can be well below the maximum value. This is because the device is designed to operate at multiple power levels so as to use only the power required to reach the network. In general, the closer you are to a wireless base station antenna, the lower the power output.

The exposure standard for wireless employs a unit of measurement known as the Specific Absorption Rate, or SAR. The SAR limit set by the FCC is 1.6W/kg. The FCC has granted an Equipment Authorization for this model device with all reported SAR levels evaluated as in compliance with the FCC RF exposure guidelines. SAR information on this model device is on file with the FCC and can be found under the Display Grant section of [www.fcc.gov/oet/ea/fccid](http://www.fcc.gov/oet/ea/fccid) after searching on FCC ID: O57YB1X90F.

For this device, the highest reported SAR value for usage near the body is 1.19 W/kg.

While there may be differences between the SAR levels of various devices and at various positions, they all meet the government requirement.

## IC Radiation Exposure Statement

This EUT is compliance with SAR for general population/uncontrolled exposure limits in IC RSS-102 and had been tested in accordance with the measurement methods and procedures specified in IEEE 1528 and IEC 62209. This device and its antenna(s) must not be co-located or operating in conjunction with any other antenna or transmitter.

Cet appareil est conforme aux limites d'exposition DAS incontrôlée pour la population générale de la norme CNR-102 d'Industrie Canada et a été testé en conformité avec les méthodes de mesure et procédures spécifiées dans IEEE 1528 et IEC 62209. Cet appareil et sa ou ses antennes ne doivent pas être co-localisés ou fonctionner en conjonction avec tout autre antenne ou transmetteur.

Adapter shall be installed near the equipment and shall be easily accessible

The device is going on be operated in 5150~5350 frequency range. It is restricted indoor environment only. (For CE/Japan)

The device is going on be operated in 5150~5250 frequency range. It is restricted indoor environment only. (For IC)

Please make sure the temperature for adapter will be from -10 °C to 45 °C

This Class B digital apparatus complies with Canadian ICES-003.

Cet appareil numérique de la classe B est conforme à la norme NMB-003 du Canada.

IC: 10407A-YB1X90F

The SAR limit adopted by Europe is 2.0 W/kg averaged over 10 grams of tissue.

The highest SAR value for your Lenovo device when tested for use at the head and body is outlined as follows:

Position	The highest SAR value	Regulation
Body-worn	1.40(Lenovo YB1-X90F)	Europe 10g SAR Limit (2.0 W/kg)
Body-worn	1.46(Lenovo YB1-X90L)	Europe 10g SAR Limit (2.0 W/kg)



# Appendix

## Important safety and handling information

To avoid personal injury, property damage, or accidental damage to the product, read all of the information in this section before using the product. For additional tips to help you operate your device safely, go to: <http://www.lenovo.com/safety>.

### Handle your device with care

Do not drop, bend, or puncture your device; do not insert foreign objects into or place heavy objects on your device. Sensitive components inside might become damaged.

Your device screen is made of glass. The glass might break if the device is dropped on a hard surface, is subjected to a high impact, or is crushed by a heavy object. If the glass chips or cracks, do not touch the broken glass or attempt to remove it from the device. Stop using the device immediately and contact Lenovo technical support for repair, replacement, or disposal information.

When using your device, keep it away from hot or high-voltage environments, such as electrical appliances, electrical heating equipment, or electrical cooking equipment. Use your device only in the temperature range of 0°C (32°F) to 40°C (104°F) (storage -20°C (-4°F) to 60 °C (140°F)) to avoid damage.

### Do not disassemble or modify your device

Your device is a sealed unit. There are no end-user serviceable parts inside. All internal repairs must be done by a Lenovo-authorized repair facility or a Lenovo-authorized technician. Attempting to open or modify your device will void the warranty.

### Built-in rechargeable battery notice

Do not attempt to replace the internal rechargeable lithium ion battery. There is risk of explosion if the battery is replaced with an incorrect type. Contact Lenovo Support for factory replacement.

### Plastic bag notice

**DANGER:**

**Plastic bags can be dangerous. Keep plastic bags away from babies and children to avoid danger of suffocation.**

**Adapter information**

- **Prevent your device and AC adapter from getting wet.**

Do not immerse your device in water or leave your device in a location where it can come into contact with water or other liquids.

- **Use approved charging methods only.**

You can use any of the following charging methods to safely recharge the internal battery of your device:

Charging method	Display on	Display off
AC adapter	Supported, but the battery will charge slowly.	Supported
USB connection between the DC-in connector on the device and a USB connector on a personal computer or other device that complies with USB 2.0 standards. The device must be connected to a USB interface of USB 2.0 or higher.	Supported, but will compensate power consumption and the battery will charge more slowly than usual.	Supported, but the battery will charge slowly.
<b>Notes:</b> <ul style="list-style-type: none"><li>• Display on: Device on</li><li>• Display off: Device off or in screen lock mode</li></ul>		

Charging devices might become warm during normal use. Ensure that you have adequate ventilation around the charging device. Unplug the charging device if any of the following occurs:

- The charging device has been exposed to rain, liquid, or excessive moisture.
- The charging device shows signs of physical damage.
- You want to clean the charging device.

**Warning:**

**Lenovo is not responsible for the performance or safety of products not manufactured or approved by Lenovo. Use only approved Lenovo ac adapters and batteries.**

**Prevent hearing damage**



Your device has a headphone connector. Always use the headphone connector for headphones (also called a headset) or earphones.

**CAUTION:**

**Excessive sound pressure from earphones and headphones can cause hearing loss.**

**Adjustment of the equalizer to maximum increases the earphone and headphone output voltage and the sound pressure level. Therefore, to protect your hearing, adjust the equalizer to an appropriate level.**

Excessive use of headphones or earphones for a long period of time at high volume can be dangerous if the output of the headphone or earphone connectors do not comply with specifications of EN 50332-2.

The headphone output connector of your device complies with EN 50332-2 Sub clause 7. This specification limits the device's maximum wide band true RMS output voltage to 150 mV. To help protect against hearing loss, ensure that the headphones or earphones you use also comply with EN 50332-2 (Clause 7 limits) for a wide band characteristic voltage of 75 mV. Using headphones that do not comply with EN 50332-2 can be dangerous due to excessive sound pressure levels.

If your device came with headphones or earphones in the package, as a set, the combination of the headphones or earphones and the device already complies with the specifications of EN 50332-1. If different headphones or earphones are used, ensure that they comply with EN 50332-1 (Clause 6.5 limits). Using headphones that do not comply with EN 50332-1 can be dangerous due to excessive sound pressure levels.

- **Sound pressure warning statement**

For devices that are tested in accordance with EN 60950-1:

2006+A11:2009:+A1:2010+A12:2011+A2:2013, it is mandatory to perform audio tests for EN50332. This device has been tested to comply with the Sound Pressure Level requirement laid down in the applicable EN 50332-1 and/or EN 50332-2 standards. Permanent hearing loss may occur if earphones or headphones are used at high volume for prolonged periods of

- **Warning statement**

**To prevent possible hearing damage, do not listen at high volume levels for a long period of time.**

## Take care when using your device in a motor vehicle or on a bicycle

Always prioritize your safety and the safety of others. Follow the law. Local laws and regulations might govern how you can use mobile electronic devices, such as your device, while you drive a motor vehicle or ride a bicycle.

## Dispose according to local laws and regulations

When your device reaches the end of its useful life, do not crush, incinerate, immerse in water, or dispose of your device in any manner contrary to local laws and regulations. Some internal parts contain substances that can explode, leak, or have an adverse environmental

effects if disposed of incorrectly.

See “Recycling and environmental information” for additional information.

### Keep your device and accessories away from small children

Your device contains small parts that can be a choking hazard to small children. Additionally, the glass screen can break or crack if dropped on or thrown against a hard surface.

### Protect your data and software

Do not delete unknown files or change the name of files or directories that were not created by you; otherwise, your device software might fail to work.

Be aware that accessing network resources can leave your device vulnerable to computer viruses, hackers, spyware, and other malicious activities that might damage your device, software, or data. It is your responsibility to ensure that you have adequate protection in the form of firewalls, antivirus software, and anti-spyware software and keep such software up to date.

Keep electrical appliances away from your device. These include electric fans, radios, high-powered speakers, air-conditioners, and microwave ovens. The strong magnetic fields generated by electrical appliances can damage the screen and the data on the device.

### Be aware of heat generated by your device

When your device is turned on or the battery is charging, some parts might become hot. The temperature that they reach depends on the amount of system activity and the battery charge level. Extended contact with your body, even through clothing, could cause discomfort or even a skin burn. Avoid keeping your hands, your lap, or any other part of your body in contact with a hot section of the device for any extended time.

### Polyvinyl Chloride (PVC) cable and cord notice

**WARNING:** Handling the cord on this product or cords associated with accessories sold with this product will expose you to lead, a chemical known to the State of California to cause cancer, and birth defects or other reproductive harm. Wash hands after handling.

## Electronic emission notices

### FCC Compliance Statement

This equipment has been tested and found to comply with the limits for a Class B digital device, pursuant to Part 15 of the FCC Rules. These limits are designed to provide reasonable protection against harmful interference in a residential installation. This equipment generates, uses, and can radiate radio frequency energy and, if not installed and used in accordance with the instructions, may cause harmful interference to radio communications. However, there is no guarantee that interference will not occur in a particular installation. If this equipment

does cause harmful interference to radio or television reception, which can be determined by turning the equipment off and on, the user is encouraged to try to correct the interference by one or more of the following measures:

- Reorient or relocate the receiving antenna.
- Increase the separation between the equipment and receiver.
- Connect the equipment into an outlet on a circuit different from that to which the receiver is connected.
- Consult an authorized dealer or service representative for help.

Lenovo is not responsible for any radio or television interference caused by unauthorized changes or modifications to this equipment. Unauthorized changes or modifications could void the user's authority to operate the equipment.

This device complies with Part 15 of the FCC Rules. Operation is subject to the following two conditions: (1) this device may not cause harmful interference, and (2) this device must accept any interference received, including interference that may cause undesired operation.

Responsible Party:

Lenovo (United States) Incorporated

1009 Think Place - Building One

Morrisville, NC 27560

Telephone: 1-919-294-5900



### IC Caution

This device complies with Industry Canada license-exempt RSS standard(s). Operation is subject to the following two conditions:

- (1) This device may not cause interference, and
- (2) this device must accept any interference, including interference that may cause undesired operation of the device.

Le présent appareil est conforme aux CNR d'Industrie Canada applicables aux appareils radio exempts de licence. L'exploitation est autorisée aux deux conditions suivantes:

- (1) l'appareil ne doit pas produire de brouillage, et
- (2) l'utilisateur de l'appareil doit accepter tout brouillage radioélectrique subi, même si le brouillage est susceptible d'en

### European Union-Compliance to the Electromagnetic Compatibility Directive

This product is in conformity with the protection requirements of EU Council Directive 2004/108/EC on the approximation of the laws of the Member States relating to electromagnetic compatibility. Lenovo cannot accept responsibility for any failure to satisfy the protection requirements resulting from a nonrecommended modification of the product, including the installation of option cards from other manufacturers.

This product has been tested and found to comply with the limits for Class B Information

Technology Equipment according to European Standard EN 55022. The limits for Class B equipment were derived for typical residential environments to provide reasonable protection against interference with licensed communication devices.

**EU contact: Lenovo, Einsteinova 21, 851 01 Bratislava, Slovakia**

### German Class B compliance statement

#### **Deutschsprachiger EU Hinweis:**

Hinweis für Geräte der Klasse B EU-Richtlinie zur Elektromagnetischen Verträglichkeit  
Dieses Produkt entspricht den Schutzanforderungen der EU-Richtlinie 2004/108/EG (früher 89/336/EWG) zur Angleichung der Rechtsvorschriften über die elektromagnetische Verträglichkeit in den EU-Mitgliedsstaaten und hält die Grenzwerte der EN 55022 Klasse B ein. Um dieses sicherzustellen, sind die Geräte wie in den Handbüchern beschrieben zu installieren und zu betreiben. Des Weiteren dürfen auch nur von der Lenovo empfohlene Kabel angeschlossen werden. Lenovo übernimmt keine Verantwortung für die Einhaltung der Schutzanforderungen, wenn das Produkt ohne Zustimmung der Lenovo verändert bzw. wenn Erweiterungskomponenten von Fremdherstellern ohne Empfehlung der Lenovo gesteckt/eingebaut werden.

#### **Deutschland:**

Einhaltung des Gesetzes über die elektromagnetische Verträglichkeit von Betriebsmitteln  
Dieses Produkt entspricht dem „Gesetz über die elektromagnetische Verträglichkeit von Betriebsmitteln“ EMVG (früher „Gesetz über die elektromagnetische Verträglichkeit von Geräten“). Dies ist die Umsetzung der EU-Richtlinie 2004/108/EG (früher 89/336/EWG) in der Bundesrepublik Deutschland.

Zulassungsbescheinigung laut dem Deutschen Gesetz über die elektromagnetische Verträglichkeit von Betriebsmitteln, EMVG vom 20. Juli 2007 (früher Gesetz über die elektromagnetische Verträglichkeit von Geräten), bzw. der EMV EG Richtlinie 2004/108/EC (früher 89/336/EWG), für Geräte der Klasse B.

Dieses Gerät ist berechtigt, in Übereinstimmung mit dem Deutschen EMVG das EG-Konformitätszeichen - CE - zu führen. Verantwortlich für die Konformitätserklärung nach Paragraf 5 des EMVG ist die Lenovo (Deutschland) GmbH, Gropiusplatz 10, D-70563 Stuttgart.

Informationen in Hinsicht EMVG Paragraf 4 Abs. (1) 4:

Das Gerät erfüllt die Schutzanforderungen nach EN 55024 und EN 55022 Klasse B.

### Korea Class B compliance statement

B급 기기(가정용 방송통신기자재)

이 기기는 가정용(B급)전자파적합기기로서 주로 가정에서 사용하는 것을 목적으로 하며 모든 지역에서 사용할 수 있습니다.

### Japanese VCCI Class B statement

この装置は、クラスB情報技術装置です。この装置は、家庭環境で使用することを目的としていますが、この装置がラジオやテレビジョン受信機に近接して使用されると、受信障害を引き起こすことがあります。取扱説明書に従って正しい取り扱いをして下さい。 VCCI-B

## Japan compliance statement for products that connect to power mains rated at less than or equal to 20A per phase

日本の定格電流が 20A/相 以下の機器に対する高調波電流規制  
高調波電流規格 JIS C 61000-3-2 適合品

## Environmental, recycling, and disposal information

### General recycling statement

Lenovo encourages owners of information technology (IT) equipment to responsibly recycle their equipment when it is no longer needed. Lenovo offers a variety of programs and services to assist equipment owners in recycling their IT products. For information on recycling Lenovo products, go to: <http://www.lenovo.com/recycling>.

### Important WEEE information



Electrical and electronic equipment marked with the symbol of a crossed-out wheeled bin may not be disposed as unsorted municipal waste. Waste of electrical and electronic equipment (WEEE) shall be treated separately using the collection framework available to customers for the return, recycling, and treatment of WEEE.

Country-specific information is available at:  
<http://www.lenovo.com/recycling>.

### Battery recycling information for Brazil

#### Declarações de Reciclagem no Brasil

Descarte de um Produto Lenovo Fora de Uso Equipamentos elétricos e eletrônicos não devem ser descartados em lixo comum, mas enviados à pontos de coleta, autorizados pelo fabricante do produto para que sejam encaminhados e processados por empresas especializadas no manuseio de resíduos industriais, devidamente certificadas pelos órgãos ambientais, de acordo com a legislação local. A Lenovo possui um canal específico para auxiliá-lo no descarte desses produtos. Caso você possua um produto Lenovo em situação de descarte, ligue para o nosso SAC ou encaminhe um e-mail para: [reciclar@lenovo.com](mailto:reciclar@lenovo.com), informando o modelo, número de série e cidade, a fim de enviarmos as instruções para o correto descarte do seu produto Lenovo.

### Recycling information for Japan

Recycling and disposal information for Japan is available at:

<http://www.lenovo.com/recycling/japan>.

## Recycling information for India

Recycling and disposal information for India is available at:

[http://www.lenovo.com/social\\_responsibility/us/en/sustainability/ptb\\_india.html](http://www.lenovo.com/social_responsibility/us/en/sustainability/ptb_india.html).

## Battery recycling marks

- The battery recycling information of Taiwan



廢電池請回收

- Battery recycling information for the United States and Canada



**US & Canada Only**

- Battery recycling information for the European Union

**EU**



## ENERGY STAR model information



ENERGY STAR® is a joint program of the U.S. Environmental Protection Agency and the U.S. Department of Energy aimed at saving money and protecting the environment through energy efficient products and practices.

Lenovo is proud to offer our customers products with the ENERGY STAR qualified designation. Lenovo YB1-X90F has been designed and tested to conform to the ENERGY STAR program requirements for computers.

By using ENERGY STAR qualified products and taking advantage of the powermanagement features of your computer, you can help reduce the consumption of electricity. Reduced electrical consumption can contribute to potential financial savings, a cleaner environment,

and the reduction of greenhouse gas emissions.

For more information about ENERGY STAR, go to: <http://www.energystar.gov>.

## Export classification notice

This product is subject to the United States Export Administration Regulations (EAR) and has an Export Classification Control Number (ECCN) of 5A992.c. It can be re-exported except to any of the embargoed countries in the EAR E1 country list.

## Troubleshooting

### Insufficient memory prompt appears during app installation

Please free up some memory and try to install again.

### The touch screen does not work or is not sensitive

Please hold down the On/Off button for more than 10 seconds until the device turns off. Then switch it on again in normal way.

### Device does not power on or system crashes

Please charge the battery for half an hour and then hold down the On/Off button for more than 10 seconds until the device turns off. Then switch it on again in normal way.

### There is no sound or the other person cannot hear during a call.

Please adjust the volume using the volume button.

### The device cannot access the internet via wireless network

Restart the wireless router or go to Settings and restart WLAN.

### The device cannot wake up from sleep mode

Please hold down the On/Off button for more than 10 seconds until the device turns off. Then switch it on again in normal way.

© Copyright Lenovo 2015.

**Reduce | Reuse | Recycle**



V1.0\_20151006



55C9A467R3

MC

Printed in China