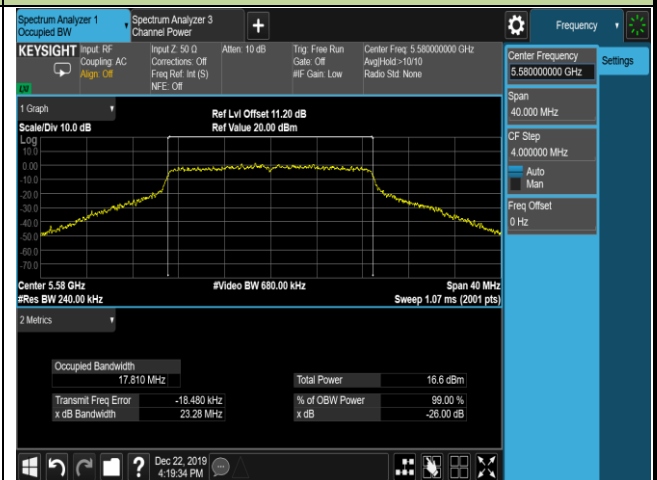


802.11ac-VHT20 26dB & 99% Bandwidth - Ant 2 / Ant 1 + 2

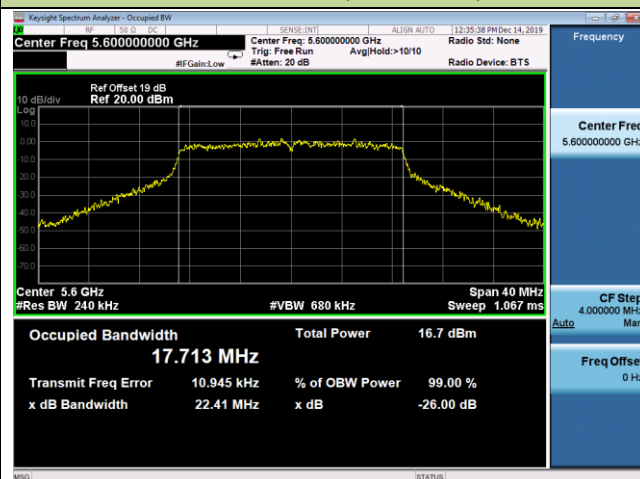
Channel 100 (5500MHz)



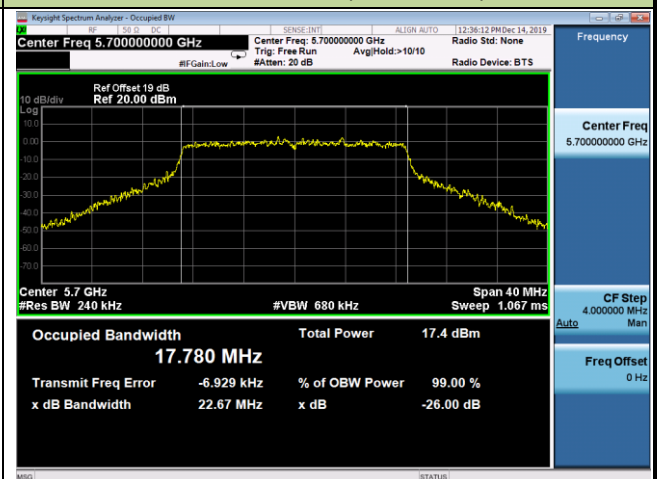
Channel 116 (5580MHz)



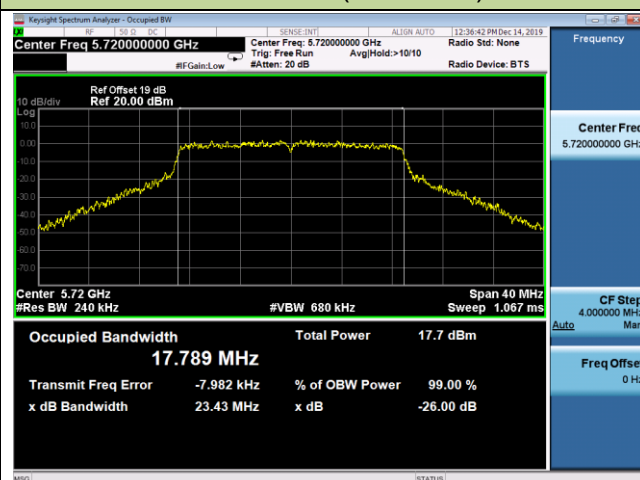
Channel 120 (5600MHz)



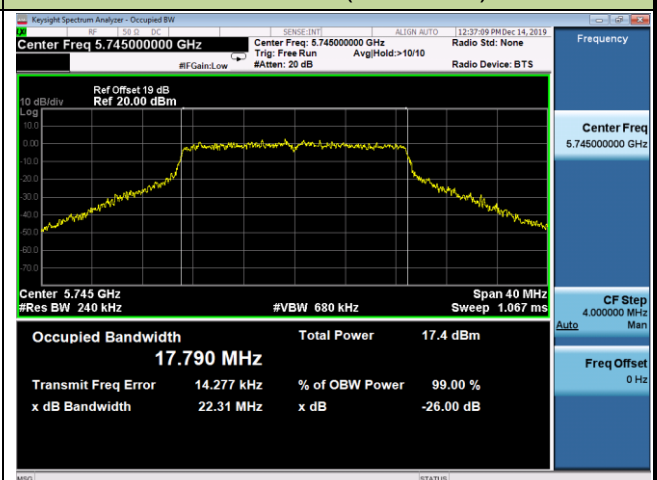
Channel 140 (5700MHz)

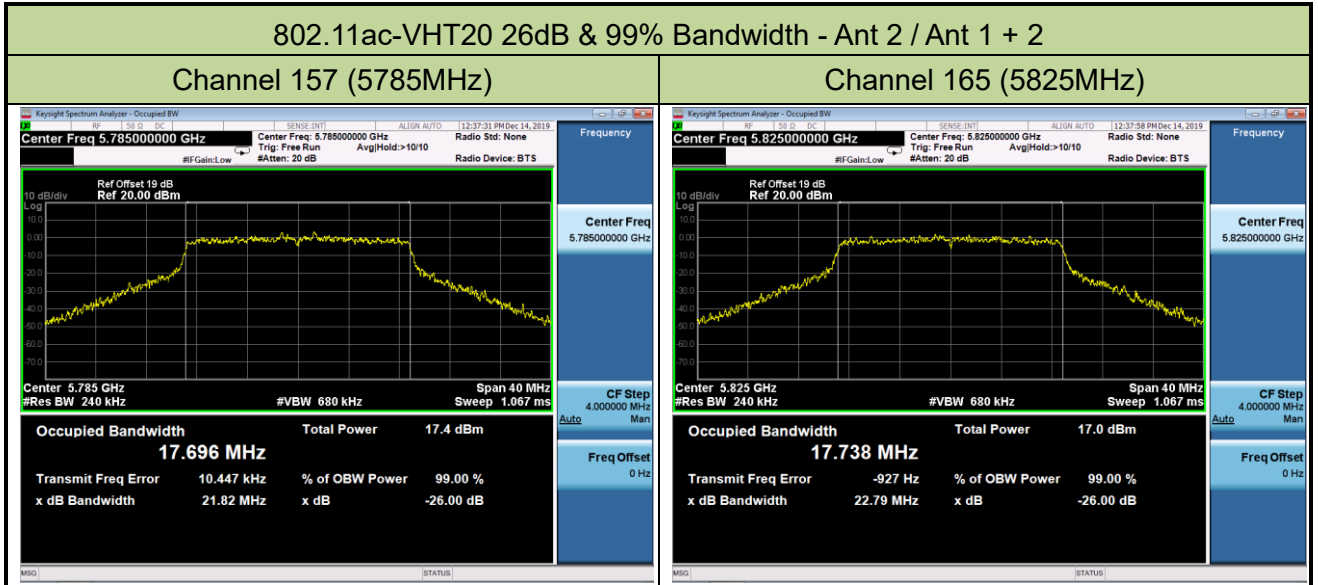


Channel 144 (5720MHz)



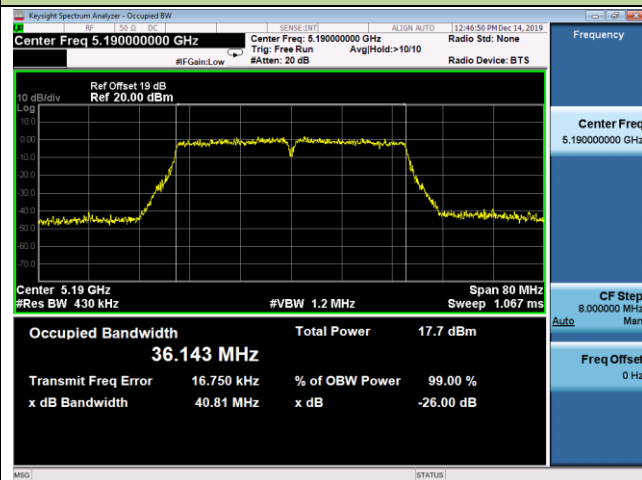
Channel 149 (5745MHz)



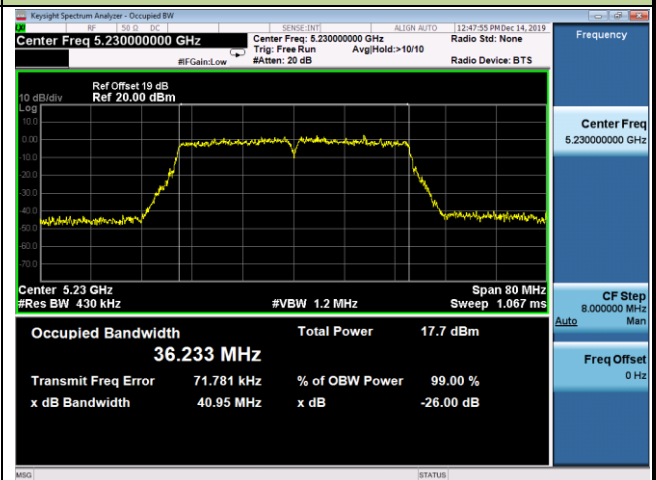


802.11ac-VHT40 26dB & 99% Bandwidth - Ant 2 / Ant 1 + 2

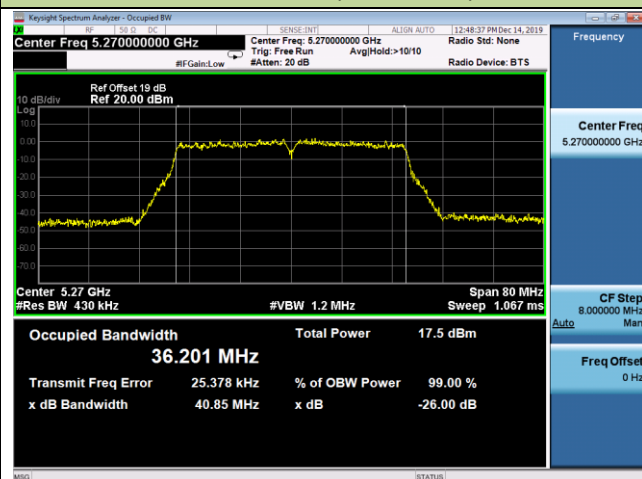
Channel 38 (5190MHz)



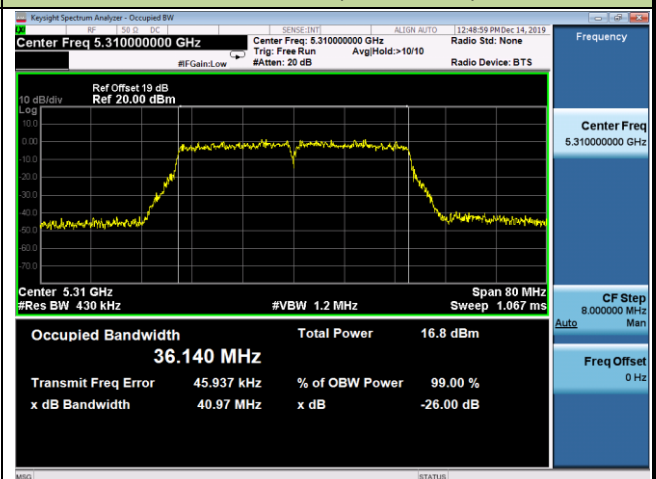
Channel 46 (5230MHz)



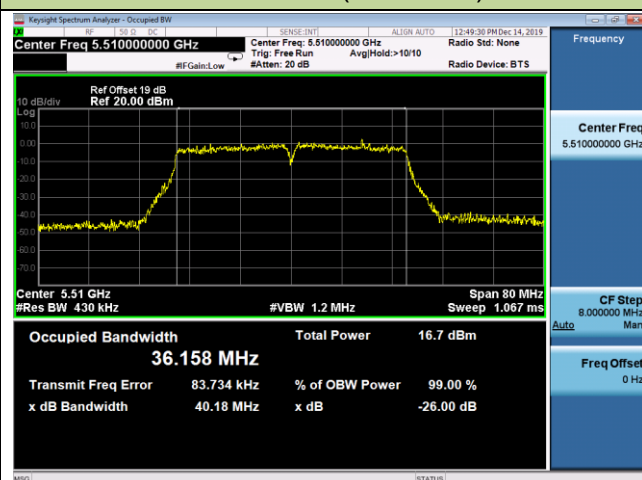
Channel 54 (5270MHz)



Channel 62 (5310MHz)



Channel 102 (5510MHz)

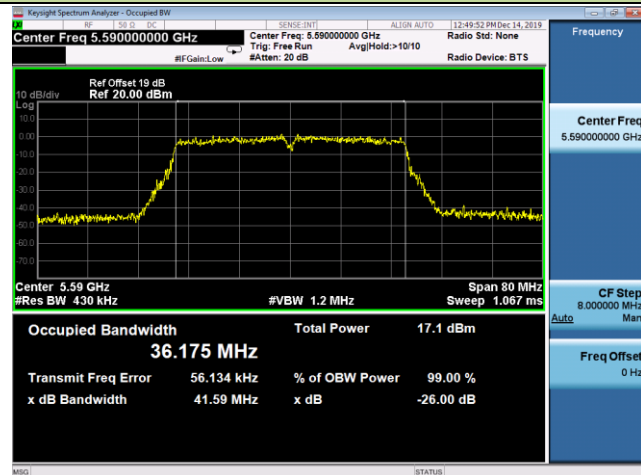


Channel 110 (5550MHz)

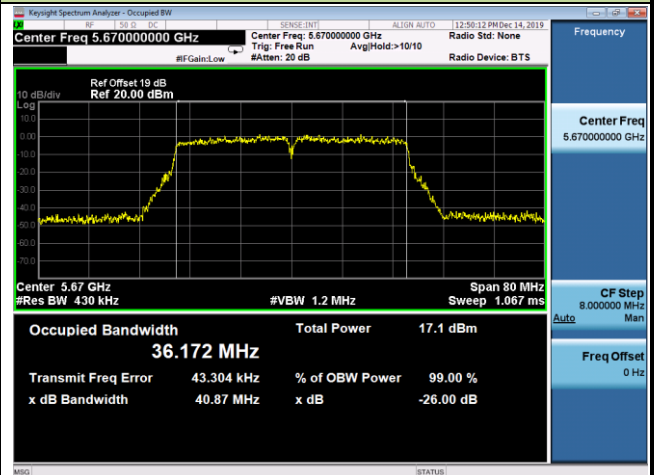


802.11ac-VHT40 26dB & 99% Bandwidth - Ant 2 / Ant 1 + 2

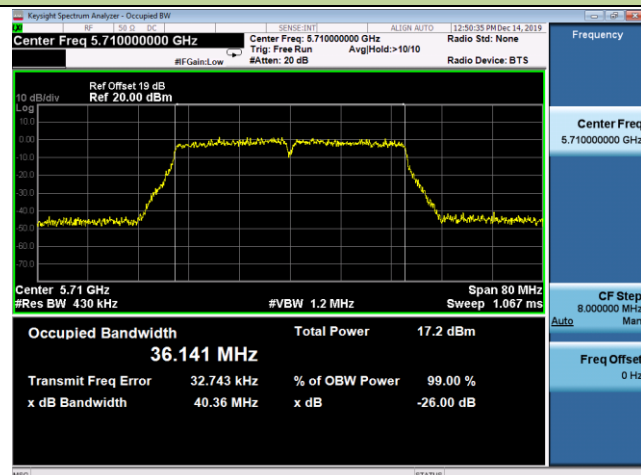
Channel 118 (5590MHz)



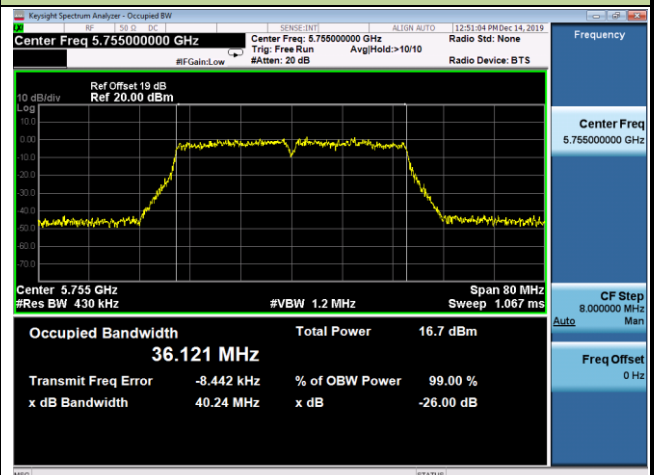
Channel 134 (5670MHz)



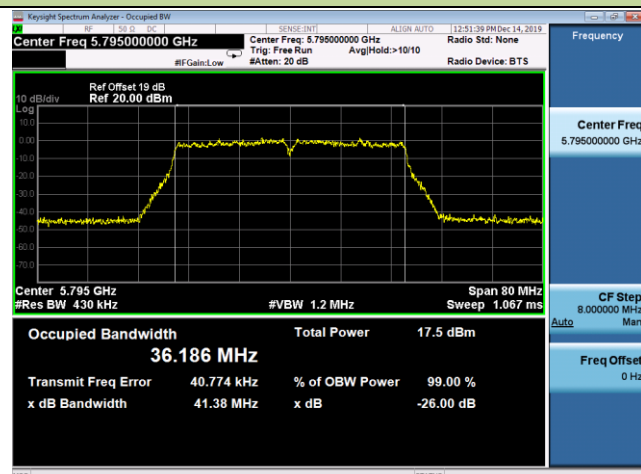
Channel 142 (5710MHz)



Channel 151 (5755MHz)

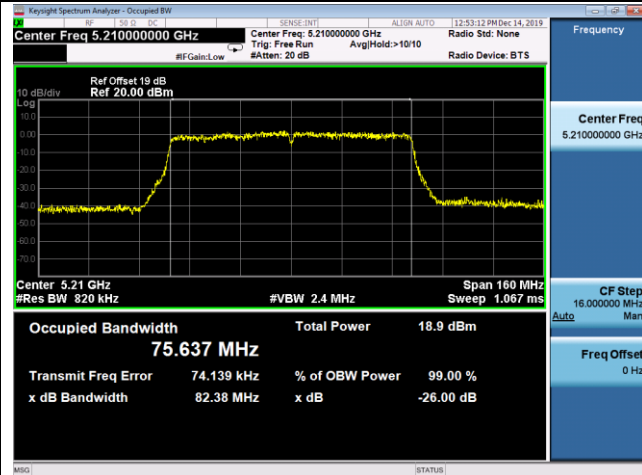


Channel 159 (5795MHz)

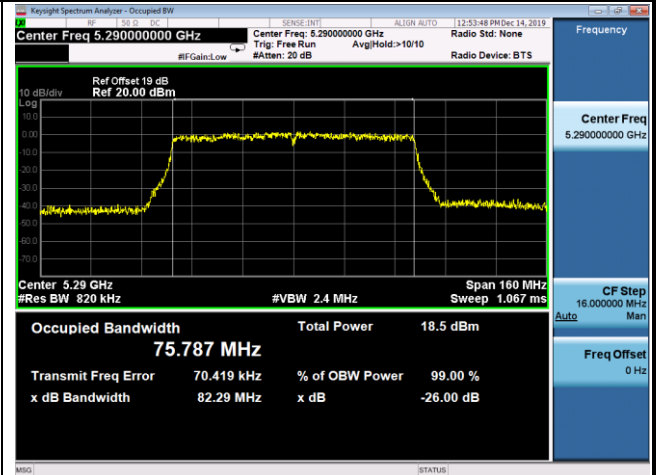


802.11ac-VHT80 26dB & 99% Bandwidth - Ant 2 / Ant 1 + 2

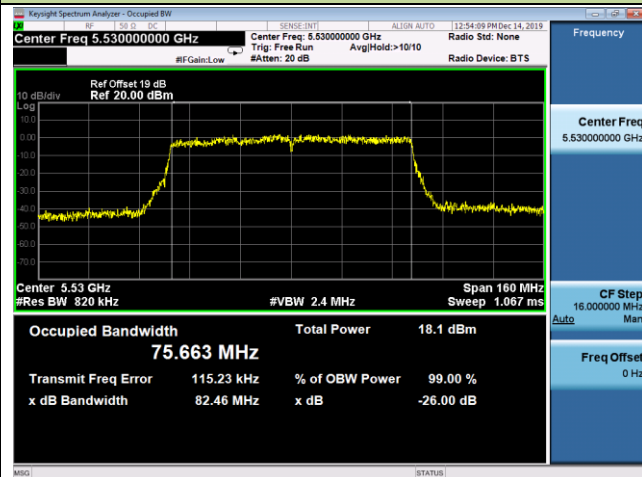
Channel 42 (5210MHz)



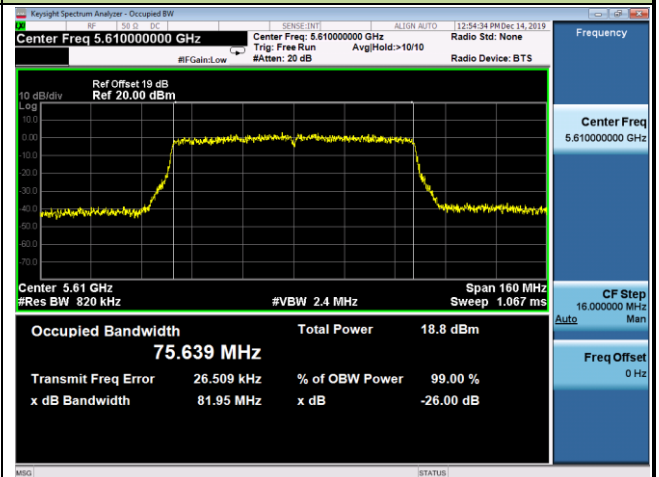
Channel 58 (5290MHz)



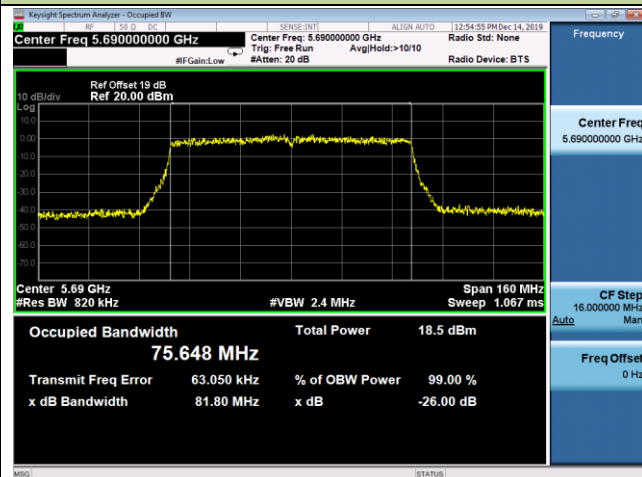
Channel 106 (5530MHz)



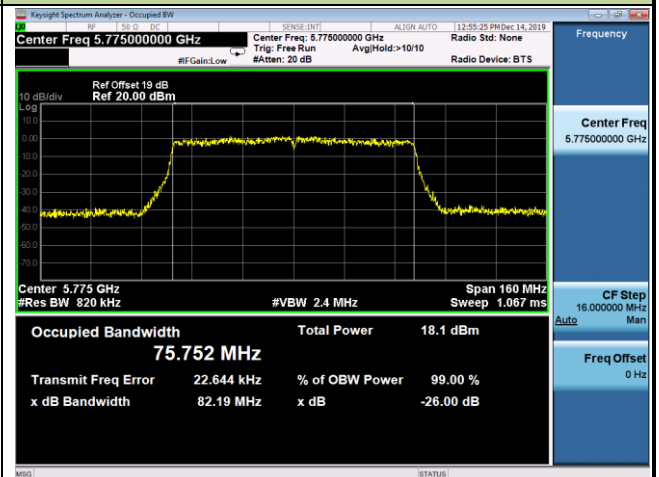
Channel 122 (5610MHz)



Channel 138 (5690MHz)



Channel 155 (5775MHz)



7.3. 6dB Bandwidth Measurement

7.3.1. Test Limit

The minimum 6dB bandwidth shall be at least 500 kHz.

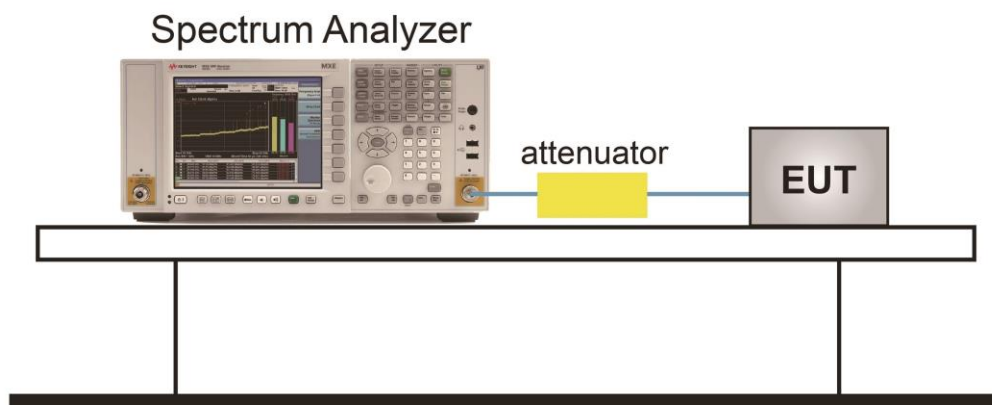
7.3.2. Test Procedure used

ANSI C63.10-2013 - Section 6.9.2

7.3.3. Test Setting

1. Set center frequency to the nominal EUT channel center frequency.
2. RBW = 100 kHz.
3. VBW $\geq 3 \times$ RBW.
4. Detector = Peak.
5. Trace mode = Max hold.
6. Sweep = Auto couple.
7. Allow the trace to stabilize.
8. Measure the maximum width of the emission that is constrained by the frequencies associated with the two outermost amplitude points (upper and lower frequencies) that are attenuated by 6 dB relative to the maximum level measured in the fundamental emission.

7.3.4. Test Setup



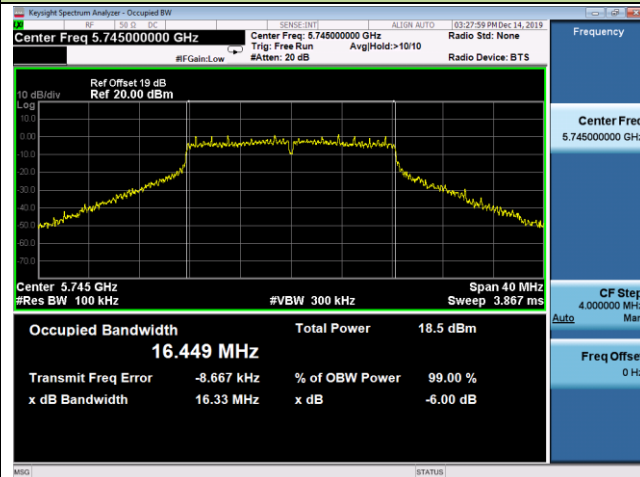
7.3.5. Test Result

Product	Standalone VR Headset	Temperature	24°C
Test Engineer	Dandy Li	Relative Humidity	53%
Test Site	TR3	Test Date	2019/12/14

Test Mode	Data Rate (Mbps)	Channel No.	Frequency (MHz)	6dB Bandwidth (MHz)	Limit (MHz)	Result
Ant 2 / Ant 1 + 2						
802.11a	6	149	5745	16.33	≥ 0.5	Pass
802.11a	6	157	5785	16.31	≥ 0.5	Pass
802.11a	6	165	5825	15.69	≥ 0.5	Pass
802.11n-HT20	MCS0	149	5745	17.19	≥ 0.5	Pass
802.11n-HT20	MCS0	157	5785	17.62	≥ 0.5	Pass
802.11n-HT20	MCS0	165	5825	16.91	≥ 0.5	Pass
802.11n-HT40	MCS0	151	5755	35.19	≥ 0.5	Pass
802.11n-HT40	MCS0	159	5795	35.05	≥ 0.5	Pass
802.11ac-VHT20	MCS0	149	5745	17.62	≥ 0.5	Pass
802.11ac-VHT20	MCS0	157	5785	17.31	≥ 0.5	Pass
802.11ac-VHT20	MCS0	165	5825	16.08	≥ 0.5	Pass
802.11ac-VHT40	MCS0	151	5755	35.05	≥ 0.5	Pass
802.11ac-VHT40	MCS0	159	5795	35.67	≥ 0.5	Pass
802.11ac-VHT80	MCS0	155	5775	75.23	≥ 0.5	Pass

802.11a 6dB Bandwidth - Ant 2 / Ant 1 + 2

Channel 149 (5745MHz)



Channel 157 (5785MHz)

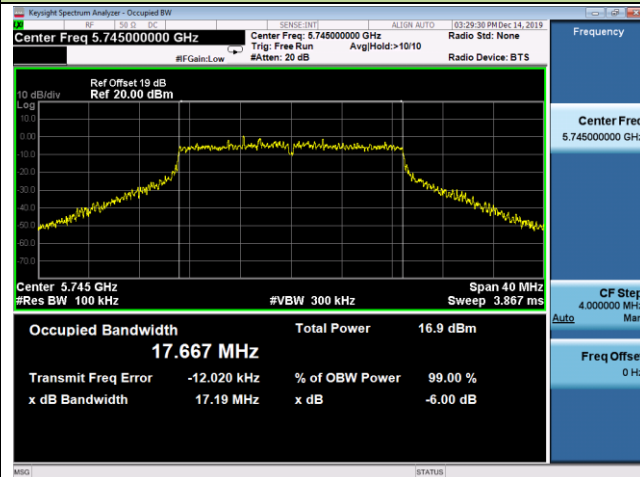


Channel 165 (5825MHz)

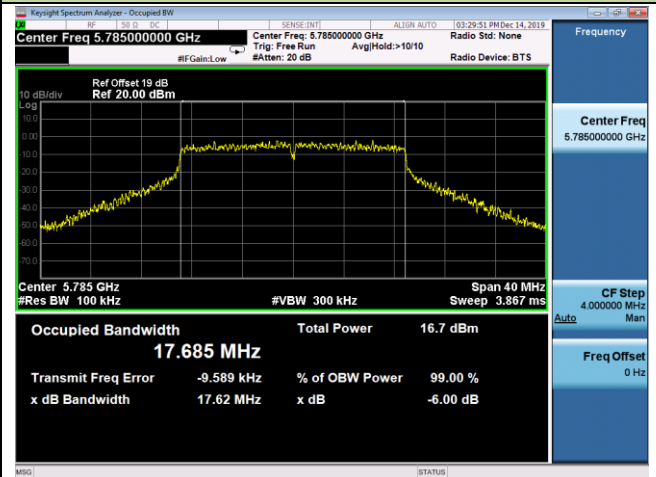


802.11n-HT20 6dB Bandwidth - Ant 2 / Ant 1 + 2

Channel 149 (5745MHz)



Channel 157 (5785MHz)

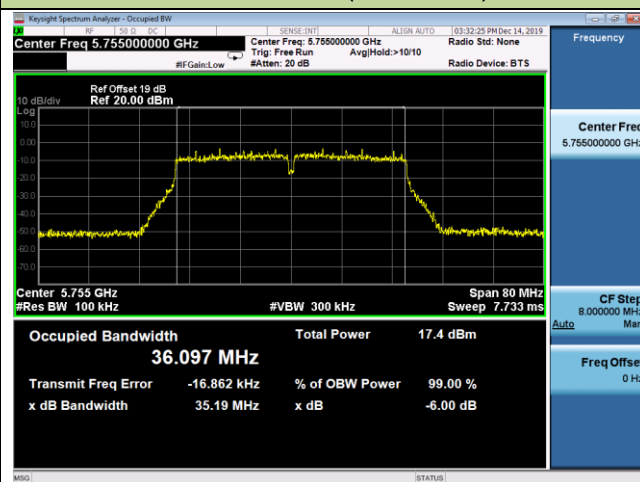


Channel 165 (5825MHz)

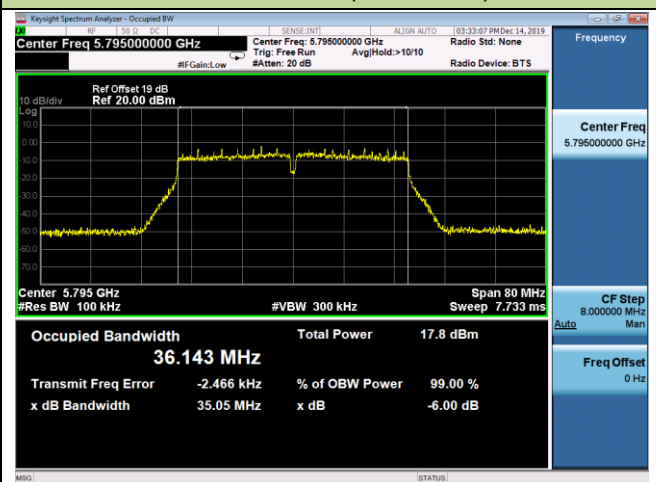


802.11n-HT40 6dB Bandwidth - Ant 2 / Ant 1 + 2

Channel 151 (5755MHz)

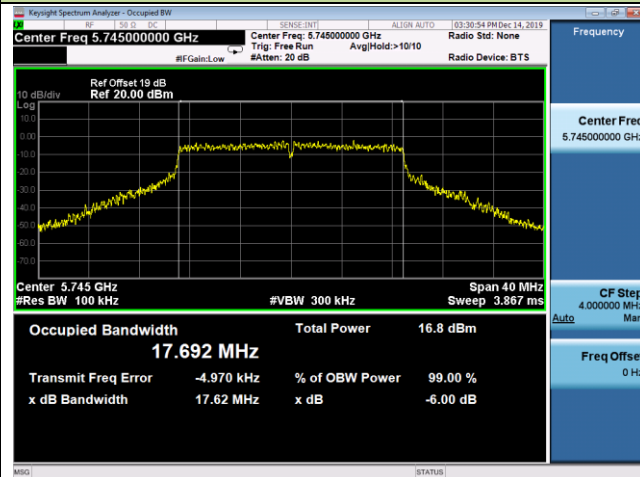


Channel 159 (5795MHz)



802.11ac-VHT20 6dB Bandwidth - Ant 2 / Ant 1 + 2

Channel 149 (5745MHz)



Channel 157 (5785MHz)

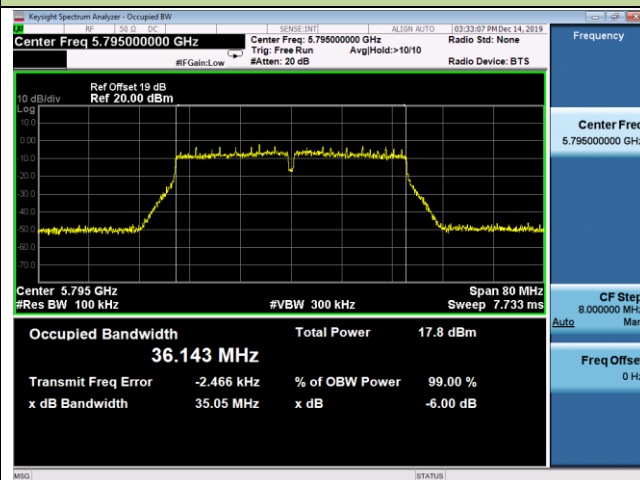


Channel 165 (5825MHz)

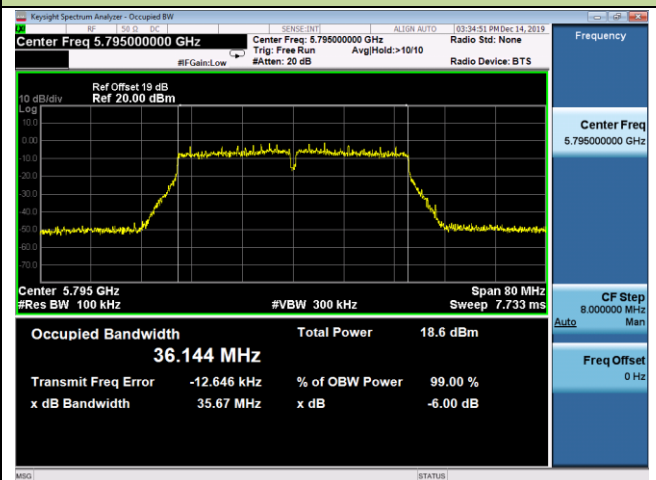


802.11ac-VHT40 6dB Bandwidth - Ant 2 / Ant 1 + 2

Channel 151 (5755MHz)

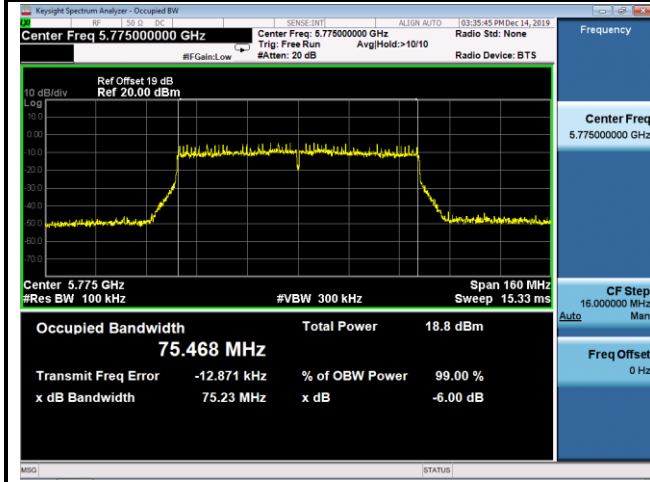


Channel 159 (5795MHz)



802.11ac-VHT80 6dB Bandwidth - Ant 2 / Ant 1 + 2

Channel 155 (5775MHz)



7.4. Output Power Measurement

7.4.1. Test Limit

For FCC:

For client devices in the 5.15-5.25 GHz band, the maximum conducted output power over the frequency band of operation shall not exceed 250 mW provided the maximum antenna gain does not exceed 6 dBi.

For the 5.25-5.35 GHz and 5.47-5.725 GHz bands, the maximum conducted output power over the frequency bands of operation shall not exceed the lesser of 250 mW or $11 \text{ dBm} + 10 \log B$, where B is the 26 dB emission bandwidth in megahertz.

For the band 5.725-5.85 GHz, the maximum conducted output power over the frequency band of operation shall not exceed 1 W (30dBm).

If transmitting antennas of directional gain greater than 6 dBi are used, the maximum conducted output power shall be reduced by the amount in dB that the directional gain of the antenna exceeds 6 dBi.

For IC:

For the band 5.15-5.25 GHz, the maximum e.i.r.p. shall not exceed 200 mW (23.01dBm) or $10 + 10 \log_{10} B$, dBm, whichever power is less. B is the 99% emission bandwidth in MHz.

For the 5.25-5.35 GHz and 5.47-5.725 GHz bands, the maximum conducted output power shall not exceed 250 mW (23.98dBm) or $11 + 10 \log_{10} B$, dBm, whichever power is less. The maximum e.i.r.p. shall not exceed 1.0 W (30dBm) or $17 + 10 \log_{10} B$, dBm, whichever power is less. B is the 99% emission bandwidth in MHz.

For the 5.725-5.85 GHz band, the maximum conducted output power shall not exceed 1 W.

If transmitting antennas of directional gain greater than 6 dBi are used, the maximum conducted output power shall be reduced by the amount in dB that the directional gain of the antenna exceeds 6 dBi. However, fixed point-to-point devices operating in this band may employ transmitting antennas with directional gain greater than 6 dBi without any corresponding reduction in transmitter conducted power.

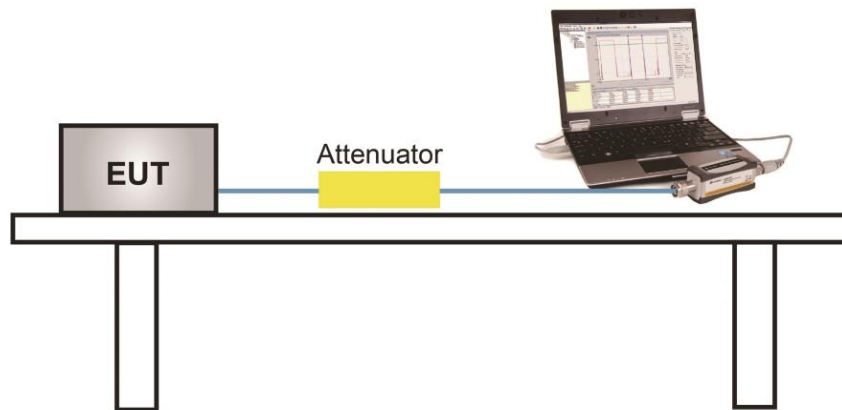
7.4.2. Test Procedure Used

ANSI C63.10-2013 - Section 12.3.3.2 Method PM-G

7.4.3. Test Setting

Average power measurements were performed only when the EUT was transmitting at its maximum power control level using a broadband power meter with a pulse sensor. The power meter implemented triggering and gating capabilities which were set up such that power measurements were recorded only during the ON time of the transmitter. The trace was averaged over 100 traces to obtain the final measured average power.

7.4.4. Test Setup



7.4.5. Test Result

Power output test was verified over all data rates of each mode shown as below, and then choose the maximum power output (Gray Marker) for final test of each channel.

Output power at various data rates for Ant 2 / Ant 1 + 2 port:

Test Mode	Bandwidth	Channel	Frequency (MHz)	Data Rate (Mbps)	Average Power (dBm)
802.11a	20	36	5180	6Mbps	10.03
				24Mbps	9.84
				54Mbps	9.67
802.11n	20	36	5180	MCS0	9.66
				MCS3	9.45
				MCS7	9.32
802.11n	40	38	5190	MCS0	9.78
				MCS3	9.56
				MCS7	9.34
802.11ac	20	36	5180	MCS0	9.18
				MCS4	9.04
				MCS8	8.84
802.11ac	40	38	5190	MCS0	9.29
				MCS4	9.15
				MCS9	8.94
802.11ac	80	42	5210	MCS0	9.63
				MCS4	9.45
				MCS9	9.24

Product	Standalone VR Headset	Temperature	23 ~ 25°C
Test Engineer	Dandy Li	Relative Humidity	46 ~ 54%
Test Site	TR3	Test Date	2019/12/10 ~ 2019/12/16
Test Result	FCC Output Power		

Test Mode	Data Rate	Channel No.	Freq. (MHz)	Ant 1 Average Power (dBm)	Ant 2 Average Power (dBm)	Total Average Power (dBm)	Average Power Limit (dBm)	Result
11a	6Mbps	36	5180	10.67	10.03	13.37	≤ 23.98	Pass
11a	6Mbps	44	5220	10.62	10.15	13.40	≤ 23.98	Pass
11a	6Mbps	48	5240	10.82	10.42	13.63	≤ 23.98	Pass
11a	6Mbps	52	5260	10.46	10.02	13.26	≤ 23.98	Pass
11a	6Mbps	60	5300	10.73	9.73	13.27	≤ 23.98	Pass
11a	6Mbps	64	5320	10.56	9.76	13.19	≤ 23.98	Pass
11a	6Mbps	100	5500	10.58	9.78	13.21	≤ 23.98	Pass
11a	MCS0	116	5580	10.45	9.87	13.18	≤ 23.98	Pass
11a	6Mbps	120	5600	10.81	9.68	13.29	≤ 23.98	Pass
11a	6Mbps	140	5700	10.23	9.82	13.04	≤ 23.98	Pass
11a	6Mbps	144	5720	10.36	10.42	13.40	≤ 23.98	Pass
11a	6Mbps	149	5745	10.13	10.58	13.37	≤ 30.00	Pass
11a	6Mbps	157	5785	10.14	10.43	13.30	≤ 30.00	Pass
11a	6Mbps	165	5825	10.40	10.24	13.33	≤ 30.00	Pass
11n-HT20	MCS0	36	5180	10.51	9.66	13.12	≤ 23.98	Pass
11n-HT20	MCS0	44	5220	10.58	9.86	13.25	≤ 23.98	Pass
11n-HT20	MCS0	48	5240	10.54	9.73	13.16	≤ 23.98	Pass
11n-HT20	MCS0	52	5260	10.28	10.01	13.16	≤ 23.98	Pass
11n-HT20	MCS0	60	5300	10.14	10.22	13.19	≤ 23.98	Pass
11n-HT20	MCS0	64	5320	10.18	9.91	13.06	≤ 23.98	Pass
11n-HT20	MCS0	100	5500	10.87	10.36	13.63	≤ 23.98	Pass
11n-HT20	MCS0	116	5580	10.63	10.22	13.44	≤ 23.98	Pass
11n-HT20	MCS0	120	5600	10.68	9.36	13.08	≤ 23.98	Pass
11n-HT20	MCS0	140	5700	10.44	9.84	13.16	≤ 23.98	Pass
11n-HT20	MCS0	144	5720	10.23	10.02	13.14	≤ 23.98	Pass
11n-HT20	MCS0	149	5745	10.25	10.57	13.42	≤ 30.00	Pass
11n-HT20	MCS0	157	5785	10.45	10.15	13.31	≤ 30.00	Pass
11n-HT20	MCS0	165	5825	9.73	10.54	13.16	≤ 30.00	Pass



Test Mode	Data Rate	Channel No.	Freq. (MHz)	Ant 1 Average Power (dBm)	Ant 2 Average Power (dBm)	Total Average Power (dBm)	Average Power Limit (dBm)	Result
11n-HT40	MCS0	38	5190	10.61	9.78	13.23	≤ 23.98	Pass
11n-HT40	MCS0	46	5230	10.46	9.78	13.14	≤ 23.98	Pass
11n-HT40	MCS0	54	5270	10.55	10.23	13.40	≤ 23.98	Pass
11n-HT40	MCS0	62	5310	10.38	10.34	13.37	≤ 23.98	Pass
11n-HT40	MCS0	102	5510	10.47	9.38	12.97	≤ 23.98	Pass
11n-HT40	MCS0	110	5550	10.22	9.18	12.74	≤ 23.98	Pass
11n-HT40	MCS0	118	5590	10.94	9.84	13.44	≤ 23.98	Pass
11n-HT40	MCS0	134	5670	10.71	9.75	13.27	≤ 23.98	Pass
11n-HT40	MCS0	142	5710	10.45	9.83	13.16	≤ 23.98	Pass
11n-HT40	MCS0	151	5755	10.15	10.25	13.21	≤ 30.00	Pass
11n-HT40	MCS0	159	5795	10.04	10.23	13.15	≤ 30.00	Pass
11ac-VHT20	MCS0	36	5180	10.35	9.18	12.81	≤ 23.98	Pass
11ac-VHT20	MCS0	44	5220	10.53	9.64	13.12	≤ 23.98	Pass
11ac-VHT20	MCS0	48	5240	10.31	9.76	13.05	≤ 23.98	Pass
11ac-VHT20	MCS0	52	5260	10.66	9.98	13.34	≤ 23.98	Pass
11ac-VHT20	MCS0	60	5300	10.43	10.15	13.30	≤ 23.98	Pass
11ac-VHT20	MCS0	64	5320	10.52	10.14	13.34	≤ 23.98	Pass
11ac-VHT20	MCS0	100	5500	10.31	9.88	13.11	≤ 23.98	Pass
11ac-VHT20	MCS0	116	5580	10.21	9.86	13.05	≤ 23.98	Pass
11ac-VHT20	MCS0	120	5600	10.26	8.27	12.39	≤ 23.98	Pass
11ac-VHT20	MCS0	140	5700	10.78	9.19	13.07	≤ 23.98	Pass
11ac-VHT20	MCS0	144	5720	10.58	10.02	13.32	≤ 23.98	Pass
11ac-VHT20	MCS0	149	5745	10.11	10.41	13.27	≤ 30.00	Pass
11ac-VHT20	MCS0	157	5785	10.42	10.63	13.54	≤ 30.00	Pass
11ac-VHT20	MCS0	165	5825	9.91	10.33	13.14	≤ 30.00	Pass

Test Mode	Data Rate	Channel No.	Freq. (MHz)	Ant 1 Average Power (dBm)	Ant 2 Average Power (dBm)	Total Average Power (dBm)	Average Power Limit (dBm)	Result
11ac-VHT40	MCS0	38	5190	10.54	9.29	12.97	≤ 23.98	Pass
11ac-VHT40	MCS0	46	5230	10.48	9.79	13.16	≤ 23.98	Pass
11ac-VHT40	MCS0	54	5270	10.28	10.36	13.33	≤ 23.98	Pass
11ac-VHT40	MCS0	62	5310	10.28	10.13	13.22	≤ 23.98	Pass
11ac-VHT40	MCS0	102	5510	10.73	10.06	13.42	≤ 23.98	Pass
11ac-VHT40	MCS0	110	5550	10.63	9.96	13.32	≤ 23.98	Pass
11ac-VHT40	MCS0	118	5590	10.69	10.10	13.42	≤ 23.98	Pass
11ac-VHT40	MCS0	134	5670	10.63	10.08	13.37	≤ 23.98	Pass
11ac-VHT40	MCS0	142	5710	10.42	9.89	13.17	≤ 23.98	Pass
11ac-VHT40	MCS0	151	5755	10.06	10.53	13.31	≤ 30.00	Pass
11ac-VHT40	MCS0	159	5795	10.03	10.56	13.31	≤ 30.00	Pass
11ac-VHT80	MCS0	42	5210	10.24	9.63	12.96	≤ 23.98	Pass
11ac-VHT80	MCS0	58	5290	10.37	10.40	13.40	≤ 23.98	Pass
11ac-VHT80	MCS0	106	5530	10.45	9.23	12.89	≤ 23.98	Pass
11ac-VHT80	MCS0	122	5610	10.68	9.67	13.21	≤ 23.98	Pass
11ac-VHT80	MCS0	138	5690	10.43	9.54	13.02	≤ 23.98	Pass
11ac-VHT80	MCS0	155	5775	10.46	9.97	13.23	≤ 30.00	Pass

Note: Total Average Power (dBm) = $10 \cdot \log \{10^{(\text{Ant 1 Average Power} / 10)} + 10^{(\text{Ant 2 Average Power} / 10)}\}$ (dBm).



Product	Standalone VR Headset	Temperature	23 ~ 25°C
Test Engineer	Dandy Li	Relative Humidity	46 ~ 54%
Test Site	TR3	Test Date	2019/12/10 ~ 2019/12/16
Test Result	IC Output Power		

Test Mode	Data Rate	Channel No.	Freq. (MHz)	Ant 1 Average Power (dBm)	Ant 2 Average Power (dBm)	Total Average Power (dBm)	Average Power Limit (dBm)	Max EIRP (dBm)	EIRP Limit (dBm)	Result
11a	6Mbps	36	5180	10.67	10.03	13.37	--	17.65	≤ 22.19	Pass
11a	6Mbps	44	5220	10.62	10.15	13.40	--	17.68	≤ 22.19	Pass
11a	6Mbps	48	5240	10.82	10.42	13.63	--	17.91	≤ 22.19	Pass
11a	6Mbps	52	5260	10.46	10.02	13.26	≤ 23.18	17.54	≤ 29.18	Pass
11a	6Mbps	60	5300	10.73	9.73	13.27	≤ 23.18	17.55	≤ 29.18	Pass
11a	6Mbps	64	5320	10.56	9.76	13.19	≤ 23.18	17.47	≤ 29.18	Pass
11a	6Mbps	100	5500	10.58	9.78	13.21	≤ 23.18	17.49	≤ 29.18	Pass
11a	MCS0	116	5580	10.45	9.87	13.18	≤ 23.48	17.46	≤ 29.48	Pass
11a	6Mbps	140	5700	10.23	9.82	13.04	≤ 23.18	17.32	≤ 29.18	Pass
11a	6Mbps	144	5720	10.36	10.42	13.40	≤ 23.18	17.68	≤ 29.18	Pass
11a	6Mbps	149	5745	10.13	10.58	13.37	≤ 30.00	--	--	Pass
11a	6Mbps	157	5785	10.14	10.43	13.30	≤ 30.00	--	--	Pass
11a	6Mbps	165	5825	10.40	10.24	13.33	≤ 30.00	--	--	Pass
11n-HT20	MCS0	36	5180	10.51	9.66	13.12	--	17.40	≤ 22.48	Pass
11n-HT20	MCS0	44	5220	10.58	9.86	13.25	--	17.53	≤ 22.48	Pass
11n-HT20	MCS0	48	5240	10.54	9.73	13.16	--	17.44	≤ 22.48	Pass
11n-HT20	MCS0	52	5260	10.28	10.01	13.16	≤ 23.48	17.44	≤ 29.48	Pass
11n-HT20	MCS0	60	5300	10.14	10.22	13.19	≤ 23.48	17.47	≤ 29.48	Pass
11n-HT20	MCS0	64	5320	10.18	9.91	13.06	≤ 23.48	17.34	≤ 29.48	Pass
11n-HT20	MCS0	100	5500	10.87	10.36	13.63	≤ 23.48	17.91	≤ 29.48	Pass
11n-HT20	MCS0	116	5580	10.63	10.22	13.44	≤ 23.48	17.72	≤ 29.48	Pass
11n-HT20	MCS0	140	5700	10.44	9.84	13.16	≤ 23.48	17.44	≤ 29.48	Pass
11n-HT20	MCS0	144	5720	10.23	10.02	13.14	≤ 23.48	17.42	≤ 29.48	Pass
11n-HT20	MCS0	149	5745	10.25	10.57	13.42	≤ 30.00	--	--	Pass
11n-HT20	MCS0	157	5785	10.45	10.15	13.31	≤ 30.00	--	--	Pass
11n-HT20	MCS0	165	5825	9.73	10.54	13.16	≤ 30.00	--	--	Pass

Test Mode	Data Rate	Channel No.	Freq. (MHz)	Ant 1 Average Power (dBm)	Ant 2 Average Power (dBm)	Total Average Power (dBm)	Average Power Limit (dBm)	Max EIRP (dBm)	EIRP Limit (dBm)	Result
11n-HT40	MCS0	38	5190	10.61	9.78	13.23	--	17.51	≤ 23.01	Pass
11n-HT40	MCS0	46	5230	10.46	9.78	13.14	--	17.42	≤ 23.01	Pass
11n-HT40	MCS0	54	5270	10.55	10.23	13.40	≤ 23.98	17.68	≤ 30.00	Pass
11n-HT40	MCS0	62	5310	10.38	10.34	13.37	≤ 23.98	17.65	≤ 30.00	Pass
11n-HT40	MCS0	102	5510	10.47	9.38	12.97	≤ 23.98	17.25	≤ 30.00	Pass
11n-HT40	MCS0	110	5550	10.22	9.18	12.74	≤ 23.98	17.02	≤ 30.00	Pass
11n-HT40	MCS0	134	5670	10.71	9.75	13.27	≤ 23.98	17.55	≤ 30.00	Pass
11n-HT40	MCS0	142	5710	10.45	9.83	13.16	≤ 23.98	17.44	≤ 30.00	Pass
11n-HT40	MCS0	151	5755	10.15	10.25	13.21	≤ 30.00	--	--	Pass
11n-HT40	MCS0	159	5795	10.04	10.23	13.15	≤ 30.00	--	--	Pass
11ac-VHT20	MCS0	36	5180	10.35	9.18	12.81	--	17.09	≤ 22.49	Pass
11ac-VHT20	MCS0	44	5220	10.53	9.64	13.12	--	17.40	≤ 22.49	Pass
11ac-VHT20	MCS0	48	5240	10.31	9.76	13.05	--	17.33	≤ 22.49	Pass
11ac-VHT20	MCS0	52	5260	10.66	9.98	13.34	≤ 23.48	17.62	≤ 29.48	Pass
11ac-VHT20	MCS0	60	5300	10.43	10.15	13.30	≤ 23.48	17.58	≤ 29.48	Pass
11ac-VHT20	MCS0	64	5320	10.52	10.14	13.34	≤ 23.48	17.62	≤ 29.48	Pass
11ac-VHT20	MCS0	100	5500	10.31	9.88	13.11	≤ 23.48	17.39	≤ 29.48	Pass
11ac-VHT20	MCS0	116	5580	10.21	9.86	13.05	≤ 23.48	17.33	≤ 29.48	Pass
11ac-VHT20	MCS0	140	5700	10.78	9.19	13.07	≤ 23.48	17.35	≤ 29.48	Pass
11ac-VHT20	MCS0	144	5720	10.58	10.02	13.32	≤ 23.48	17.60	≤ 29.48	Pass
11ac-VHT20	MCS0	149	5745	10.11	10.41	13.27	≤ 30.00	--	--	Pass
11ac-VHT20	MCS0	157	5785	10.42	10.63	13.54	≤ 30.00	--	--	Pass
11ac-VHT20	MCS0	165	5825	9.91	10.33	13.14	≤ 30.00	--	--	Pass

Test Mode	Data Rate	Channel No.	Freq. (MHz)	Ant 1 Average Power (dBm)	Ant 2 Average Power (dBm)	Total Average Power (dBm)	Average Power Limit (dBm)	Max EIRP (dBm)	EIRP Limit (dBm)	Result
11ac-VHT40	MCS0	38	5190	10.54	9.29	12.97	--	17.25	≤ 23.01	Pass
11ac-VHT40	MCS0	46	5230	10.48	9.79	13.16	--	17.44	≤ 23.01	Pass
11ac-VHT40	MCS0	54	5270	10.28	10.36	13.33	≤ 23.98	17.61	≤ 30.00	Pass
11ac-VHT40	MCS0	62	5310	10.28	10.13	13.22	≤ 23.98	17.50	≤ 30.00	Pass
11ac-VHT40	MCS0	102	5510	10.73	10.06	13.42	≤ 23.98	17.70	≤ 30.00	Pass
11ac-VHT40	MCS0	110	5550	10.63	9.96	13.32	≤ 23.98	17.60	≤ 30.00	Pass
11ac-VHT40	MCS0	134	5670	10.63	10.08	13.37	≤ 23.98	17.65	≤ 30.00	Pass
11ac-VHT40	MCS0	142	5710	10.42	9.89	13.17	≤ 23.98	17.45	≤ 30.00	Pass
11ac-VHT40	MCS0	151	5755	10.06	10.53	13.31	≤ 30.00	--	--	Pass
11ac-VHT40	MCS0	159	5795	10.03	10.56	13.31	≤ 30.00	--	--	Pass
11ac-VHT80	MCS0	42	5210	10.24	9.63	12.96	--	17.24	≤ 23.01	Pass
11ac-VHT80	MCS0	58	5290	10.37	10.40	13.40	≤ 23.98	17.68	≤ 30.00	Pass
11ac-VHT80	MCS0	106	5530	10.45	9.23	12.89	≤ 23.98	17.17	≤ 30.00	Pass
11ac-VHT80	MCS0	138	5690	10.43	9.54	13.02	≤ 23.98	17.30	≤ 30.00	Pass
11ac-VHT80	MCS0	155	5775	10.46	9.97	13.23	≤ 30.00	--	--	Pass

Note 1: Total Average Power (dBm) = $10 \cdot \log \{10^{(\text{Ant 1 Average Power} / 10)} + 10^{(\text{Ant 2 Average Power} / 10)}\}$ (dBm).

Note 2: Max EIRP (dBm) = Total Average Power (dBm) + Directional Gain (dBi), Antenna Gain = 4.28 dBi

Note 3: EIRP Limit Calculation as below:

For 5150-5250MHz

802.11a: $10 + 10 \cdot \log (16.56\text{MHz}) = 22.19\text{dBm} < 23.01\text{dBm}$;

802.11n-HT20: $10 + 10 \cdot \log (17.72\text{MHz}) = 22.48\text{dBm} < 23.01\text{dBm}$;

802.11ac-VHT20: $10 + 10 \cdot \log (17.75\text{MHz}) = 22.49\text{dBm} < 23.01\text{dBm}$;

802.11n-HT40/ac-VHT40/ac-VHT80: $10 + 10 \cdot \log B > 23.01\text{dBm}$;

For 5250-5350MHz, 5470-5725MHz

802.11a: $17 + 10 \cdot \log (16.53\text{MHz}) = 29.18\text{dBm} < 30\text{dBm}$;

802.11n-HT20: $17 + 10 \cdot \log (17.69\text{MHz}) = 29.48\text{dBm} < 30\text{dBm}$;

802.11ac-VHT20: $17 + 10 \cdot \log (17.71\text{MHz}) = 29.48\text{dBm} < 30\text{dBm}$;

802.11n-HT40/ac-VHT40/ac-VHT80: $17 + 10 \cdot \log B > 30\text{dBm}$.

Note 4: Max Conducted Output Power Limit Calculation as below:

For 5150-5250MHz

802.11a/n-HT20/n-HT40/ac-VHT20/ac-VHT40/ac-VHT80: **23.98dBm**

For 5250-5350MHz, 5470-5725MHz

802.11a: $11 + 10 \cdot \log (16.53\text{MHz}) = 23.18\text{dBm} < 23.98\text{dBm}$;

802.11n-HT20: $11 + 10 \cdot \log(17.69\text{MHz}) = 23.48\text{dBm} < 23.98\text{dBm}$;

802.11ac-VHT20: $17 + 10 \cdot \log(17.71\text{MHz}) = 23.48\text{dBm} < 23.98\text{dBm}$;

802.11n-HT40/ac-VHT40/ac-VHT80: $17 + 10 \cdot \log B > 23.98\text{dBm}$..

For 5725-5850MHz: Limit (dBm) = 30.00dBm .

7.5. Transmit Power Control

7.5.1. Test Limit

The devices with a maximum e.i.r.p. greater than 500 mW (27dBm) shall implement TPC in order to have the capability to operate at least 6 dB below the maximum permitted e.i.r.p. of 1 W (30dBm).

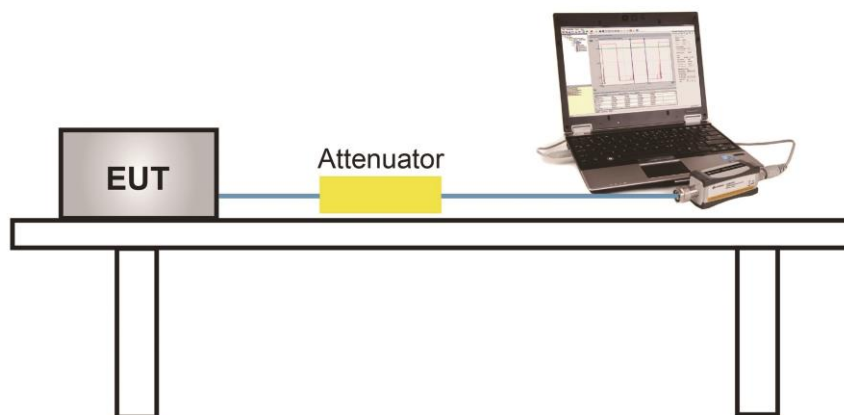
7.5.2. Test Procedure Used

ANSI C63.10-2013 - Section 12.2

7.5.3. Test Setting

Average power measurements were performed only when the EUT was transmitting at its maximum power control level using a broadband power meter with a pulse sensor. The power meter implemented triggering and gating capabilities which were set up such that power measurements were recorded only during the ON time of the transmitter.

7.5.4. Test Setup



7.5.5. Test Result

The TPC mechanism is not required for systems with an e.i.r.p. of less than 500 mW.

7.6. Power Spectral Density Measurement

7.6.1. Test Limit

For FCC

For client devices in the 5.15-5.25 GHz band, the maximum power spectral density shall not exceed 11 dBm in any 1 megahertz band.

For the 5.25-5.35 GHz and 5.47-5.725 GHz bands, the maximum power spectral density shall not exceed 11 dBm in any 1 megahertz band.

For the band 5.725-5.85 GHz, the maximum power spectral density shall not exceed 30 dBm in any 500-kHz band.

If transmitting antennas of directional gain greater than 6dBi are used, the peak power spectral density shall be reduced by the amount in dB that the directional gain of the antenna exceeds 6dBi.

Additional Requirement for IC

For the band 5.15-5.25 GHz, the e.i.r.p. spectral density shall not exceed 10 dBm in any 1.0 MHz band.

7.6.2. Test Procedure Used

ANSI C63.10 - Section 12.5

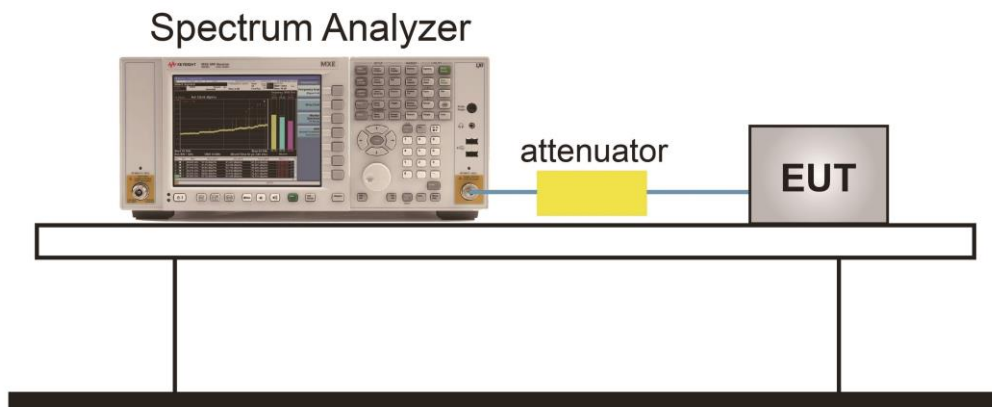
7.6.3. Test Setting

1. Analyzer was set to the center frequency of the UNII channel under investigation
2. Span was set to encompass the entire 26dB OBW of the signal.
3. RBW = 1MHz, if measurement bandwidth of Maximum PSD is specified in 500 kHz,
4. RBW = 100 kHz
5. VBW = 3MHz
6. Number of sweep points $\geq 2 \times (\text{span} / \text{RBW})$
7. Detector = power averaging (RMS)
8. Sweep time = auto
9. Trigger = free run
10. Use the peak search function on the instrument to find the peak of the spectrum and record its value.
11. Add $10 \cdot \log(1/x)$, where x is the duty cycle, to the measured power in order to compute the average power during the actual transmission times (because the measurement represents an

average over both the on and off times of the transmission). For example, add $10 \cdot \log(1/0.25) = 6$ dB if the duty cycle is 25 percent.

12. When the measurement bandwidth of Maximum PSD is specified in 500 kHz, add a constant factor $10 \cdot \log(500\text{kHz}/100\text{kHz}) = 6.99$ dB to the measured result

7.6.4. Test Setup



7.6.5. Test Result

Product	Standalone VR Headset	Temperature	23 ~ 25°C
Test Engineer	Dandy Li	Relative Humidity	48 ~ 56%
Test Site	TR3	Test Date	2019/12/14 ~ 2019/12/22
Test Result	FCC Power Spectral Density		

Test Mode	Data Rate	Channel No.	Freq. (MHz)	Ant 1 PSD (dBm / MHz)	Ant 2 PSD (dBm / MHz)	Duty Cycle (%)	Total PSD (dBm / MHz)	Limit (dBm / MHz)	Result
11a	6Mbps	36	5180	-0.55	-0.51	95.60	2.68	≤ 11.00	Pass
11a	6Mbps	44	5220	-0.92	-0.49	95.60	2.51	≤ 11.00	Pass
11a	6Mbps	48	5240	-0.48	-0.55	95.60	2.69	≤ 11.00	Pass
11a	6Mbps	52	5260	0.95	1.57	95.60	4.48	≤ 11.00	Pass
11a	6Mbps	60	5300	0.75	1.29	95.60	4.23	≤ 11.00	Pass
11a	6Mbps	64	5320	0.29	1.27	95.60	4.01	≤ 11.00	Pass
11a	6Mbps	100	5500	0.54	1.47	95.60	4.24	≤ 11.00	Pass
11a	MCS0	116	5580	-0.17	0.38	95.60	3.32	≤ 11.00	Pass
11a	6Mbps	120	5600	0.76	1.69	95.60	4.46	≤ 11.00	Pass
11a	6Mbps	140	5700	1.20	1.98	95.60	4.81	≤ 11.00	Pass
11a	6Mbps	144	5720	1.83	2.17	95.60	5.21	≤ 11.00	Pass
11n-HT20	MCS0	36	5180	-0.73	-0.91	95.06	2.41	≤ 11.00	Pass
11n-HT20	MCS0	44	5220	-0.56	-0.50	95.06	2.70	≤ 11.00	Pass
11n-HT20	MCS0	48	5240	-0.65	-0.57	95.06	2.62	≤ 11.00	Pass
11n-HT20	MCS0	52	5260	-0.13	0.57	95.06	3.46	≤ 11.00	Pass
11n-HT20	MCS0	60	5300	-0.49	0.15	95.06	3.07	≤ 11.00	Pass
11n-HT20	MCS0	64	5320	-0.26	0.33	95.06	3.28	≤ 11.00	Pass
11n-HT20	MCS0	100	5500	-0.66	0.33	95.06	3.09	≤ 11.00	Pass
11n-HT20	MCS0	116	5580	-0.53	-0.24	95.06	2.85	≤ 11.00	Pass
11n-HT20	MCS0	120	5600	-0.72	0.38	95.06	3.10	≤ 11.00	Pass
11n-HT20	MCS0	140	5700	-0.14	1.67	95.06	4.09	≤ 11.00	Pass
11n-HT20	MCS0	144	5720	0.03	0.33	95.06	3.41	≤ 11.00	Pass

Test Mode	Data Rate	Channel No.	Freq. (MHz)	Ant 1 PSD (dBm / MHz)	Ant 2 PSD (dBm / MHz)	Duty Cycle (%)	Total PSD (dBm / MHz)	Limit (dBm / MHz)	Result
11n-HT40	MCS0	38	5190	-2.87	-2.07	91.19	0.96	≤ 11.00	Pass
11n-HT40	MCS0	46	5230	-3.39	-2.77	91.19	0.34	≤ 11.00	Pass
11n-HT40	MCS0	54	5270	-2.95	-2.62	91.19	0.63	≤ 11.00	Pass
11n-HT40	MCS0	62	5310	-2.98	-2.49	91.19	0.68	≤ 11.00	Pass
11n-HT40	MCS0	102	5510	-4.41	-3.58	91.19	-0.56	≤ 11.00	Pass
11n-HT40	MCS0	110	5550	-3.09	-3.22	91.19	0.26	≤ 11.00	Pass
11n-HT40	MCS0	118	5590	-3.26	-2.33	91.19	0.64	≤ 11.00	Pass
11n-HT40	MCS0	134	5670	-2.84	-2.17	91.19	0.92	≤ 11.00	Pass
11n-HT40	MCS0	142	5710	-3.36	-2.71	91.19	0.39	≤ 11.00	Pass
11ac-VHT20	MCS0	36	5180	-0.58	-0.54	95.07	2.67	≤ 11.00	Pass
11ac-VHT20	MCS0	44	5220	-0.52	-0.57	95.07	2.68	≤ 11.00	Pass
11ac-VHT20	MCS0	48	5240	-0.47	-0.59	95.07	2.70	≤ 11.00	Pass
11ac-VHT20	MCS0	52	5260	-0.05	1.20	95.07	3.85	≤ 11.00	Pass
11ac-VHT20	MCS0	60	5300	0.10	0.90	95.07	3.75	≤ 11.00	Pass
11ac-VHT20	MCS0	64	5320	0.18	0.92	95.07	3.80	≤ 11.00	Pass
11ac-VHT20	MCS0	100	5500	-0.92	-0.47	95.07	2.54	≤ 11.00	Pass
11ac-VHT20	MCS0	116	5580	-0.53	-0.59	95.07	2.67	≤ 11.00	Pass
11ac-VHT20	MCS0	120	5600	-0.89	0.08	95.07	2.85	≤ 11.00	Pass
11ac-VHT20	MCS0	140	5700	0.22	0.20	95.07	3.44	≤ 11.00	Pass
11ac-VHT20	MCS0	144	5720	0.69	0.94	95.07	4.05	≤ 11.00	Pass
11ac-VHT40	MCS0	38	5190	-3.14	-2.59	91.20	0.55	≤ 11.00	Pass
11ac-VHT40	MCS0	46	5230	-3.10	-2.29	91.20	0.73	≤ 11.00	Pass
11ac-VHT40	MCS0	54	5270	-3.40	-2.71	91.20	0.37	≤ 11.00	Pass
11ac-VHT40	MCS0	62	5310	-2.87	-2.56	91.20	0.70	≤ 11.00	Pass
11ac-VHT40	MCS0	102	5510	-4.03	-3.23	91.20	-0.20	≤ 11.00	Pass
11ac-VHT40	MCS0	110	5550	-3.34	-3.11	91.20	0.19	≤ 11.00	Pass
11ac-VHT40	MCS0	118	5590	-2.82	-1.84	91.20	1.11	≤ 11.00	Pass
11ac-VHT40	MCS0	134	5670	-3.17	-2.49	91.20	0.59	≤ 11.00	Pass
11ac-VHT40	MCS0	142	5710	-3.31	-2.56	91.20	0.49	≤ 11.00	Pass

Test Mode	Data Rate	Channel No.	Freq. (MHz)	Ant 1 PSD (dBm / MHz)	Ant 2 PSD (dBm / MHz)	Duty Cycle (%)	Total PSD (dBm / MHz)	Limit (dBm / MHz)	Result
11ac-VHT80	MCS0	42	5210	-6.28	-5.27	84.12	-1.98	≤ 11.00	Pass
11ac-VHT80	MCS0	58	5290	-5.89	-5.74	84.12	-2.05	≤ 11.00	Pass
11ac-VHT80	MCS0	106	5530	-7.28	-6.35	84.12	-3.03	≤ 11.00	Pass
11ac-VHT80	MCS0	122	5610	-6.46	-5.61	84.12	-2.25	≤ 11.00	Pass
11ac-VHT80	MCS0	138	5690	-6.44	-5.97	84.12	-2.44	≤ 11.00	Pass

Note 1: When EUT duty cycle ≥ 98%, Final PSD (dBm/MHz) = $10 \cdot \log \{10^{(\text{Ant 1 PSD}/10)} + 10^{(\text{Ant 2 PSD}/10)}\}$ (dBm/MHz).

Note 2: When EUT duty cycle < 98%, Final PSD (dBm/MHz) = $10 \cdot \log \{10^{(\text{Ant 1 PSD}/10)} + 10^{(\text{Ant 2 PSD}/10)}\}$ (dBm/MHz) + $10 \cdot \log (1/\text{Duty Cycle})$.

Test Mode	Data Rate	Channel No.	Freq. (MHz)	Ant 1 PSD (dBm/100KHz)	Ant 2 PSD (dBm/100KHz)	Duty Cycle (%)	Constant Factor	Final PSD (dBm/500kHz)	Limit (dBm/500kHz)	Result
11a	6Mbps	149	5745	-7.62	-7.82	95.60	6.99	2.48	≤ 28.71	Pass
11a	6Mbps	157	5785	-7.49	-7.29	95.60	6.99	2.81	≤ 28.71	Pass
11a	6Mbps	165	5825	-8.21	-7.55	95.60	6.99	2.33	≤ 28.71	Pass
11n-HT20	MCS0	149	5745	-8.80	-8.77	95.06	6.99	1.44	≤ 28.71	Pass
11n-HT20	MCS0	157	5785	-8.91	-8.87	95.06	6.99	1.33	≤ 28.71	Pass
11n-HT20	MCS0	165	5825	-9.79	-8.14	95.06	6.99	1.33	≤ 28.71	Pass
11n-HT40	MCS0	151	5755	-12.21	-11.75	91.19	6.99	-1.57	≤ 28.71	Pass
11n-HT40	MCS0	159	5795	-12.45	-12.03	91.19	6.99	-1.83	≤ 28.71	Pass
11ac-VHT20	MCS0	149	5745	-8.52	-8.73	95.07	6.99	1.60	≤ 28.71	Pass
11ac-VHT20	MCS0	157	5785	-8.16	-8.81	95.07	6.99	1.75	≤ 28.71	Pass
11ac-VHT20	MCS0	165	5825	-9.03	-8.58	95.07	6.99	1.42	≤ 28.71	Pass
11ac-VHT40	MCS0	151	5755	-11.73	-11.59	91.20	6.99	-1.26	≤ 28.71	Pass
11ac-VHT40	MCS0	159	5795	-12.07	-12.18	91.20	6.99	-1.72	≤ 28.71	Pass
11ac-VHT80	MCS0	155	5775	-15.42	-15.24	84.12	6.99	-4.58	≤ 28.71	Pass

Note 1: When EUT duty cycle ≥ 98%, Final PSD (dBm/500kHz) = $10 \cdot \log \{10^{(\text{Ant 1 PSD}/10)} + 10^{(\text{Ant 2 PSD}/10)}\}$ (dBm/100kHz) + Constant Factor (dB).

Note 2: When EUT duty cycle < 98%, Final PSD (dBm/500kHz) = $10 \cdot \log \{10^{(\text{Ant 1 PSD}/10)} + 10^{(\text{Ant 2 PSD}/10)}\}$ (dBm/100kHz) + Constant Factor (dB) + $10 \cdot \log (1/\text{Duty Cycle})$.

Note 3: PSD limit (dBm / 500kHz) = [30 - (7.29 - 6)] (dBm/500kHz) = 28.71 (dBm/500kHz).



Product	Standalone VR Headset	Temperature	23 ~ 25°C
Test Engineer	Dandy Li	Relative Humidity	48 ~ 56%
Test Site	TR3	Test Date	2019/12/14 ~ 2019/12/22
Test Result	IC Power Spectral Density		

Test Mode	Data Rate	Channel No.	Freq. (MHz)	Ant 1 PSD (dBm / MHz)	Ant 2 PSD (dBm / MHz)	Duty Cycle (%)	Total PSD (dBm / MHz)	Limit (dBm / MHz)	E.I.R.P PSD (dBm/ MHz)	E.I.R.P PSD Limit (dBm/ MHz)	Result
11a	6Mbps	36	5180	-0.55	-0.51	95.60	2.68	≤ 11.00	9.97	≤ 10.00	Pass
11a	6Mbps	44	5220	-0.92	-0.49	95.60	2.51	≤ 11.00	9.80	≤ 10.00	Pass
11a	6Mbps	48	5240	-0.48	-0.55	95.60	2.69	≤ 11.00	9.98	≤ 10.00	Pass
11a	6Mbps	52	5260	0.95	1.57	95.60	4.48	≤ 11.00	--	--	Pass
11a	6Mbps	60	5300	0.75	1.29	95.60	4.23	≤ 11.00	--	--	Pass
11a	6Mbps	64	5320	0.29	1.27	95.60	4.01	≤ 11.00	--	--	Pass
11a	6Mbps	100	5500	0.54	1.47	95.60	4.24	≤ 11.00	--	--	Pass
11a	MCS0	116	5580	-0.17	0.38	95.60	3.32	≤ 11.00	--	--	Pass
11a	6Mbps	140	5700	1.20	1.98	95.60	4.81	≤ 11.00	--	--	Pass
11a	6Mbps	144	5720	1.83	2.17	95.60	5.21	≤ 11.00	--	--	Pass
11n-HT20	MCS0	36	5180	-0.73	-0.91	95.06	2.41	≤ 11.00	9.70	≤ 10.00	Pass
11n-HT20	MCS0	44	5220	-0.56	-0.50	95.06	2.70	≤ 11.00	9.99	≤ 10.00	Pass
11n-HT20	MCS0	48	5240	-0.65	-0.57	95.06	2.62	≤ 11.00	9.91	≤ 10.00	Pass
11n-HT20	MCS0	52	5260	-0.13	0.57	95.06	3.46	≤ 11.00	--	--	Pass
11n-HT20	MCS0	60	5300	-0.49	0.15	95.06	3.07	≤ 11.00	--	--	Pass
11n-HT20	MCS0	64	5320	-0.26	0.33	95.06	3.28	≤ 11.00	--	--	Pass
11n-HT20	MCS0	100	5500	-0.66	0.33	95.06	3.09	≤ 11.00	--	--	Pass
11n-HT20	MCS0	116	5580	-0.53	-0.24	95.06	2.85	≤ 11.00	--	--	Pass
11n-HT20	MCS0	140	5700	-0.14	1.67	95.06	4.09	≤ 11.00	--	--	Pass
11n-HT20	MCS0	144	5720	0.03	0.33	95.06	3.41	≤ 11.00	--	--	Pass



Test Mode	Data Rate	Channel No.	Freq. (MHz)	Ant 1 PSD (dBm / MHz)	Ant 2 PSD (dBm / MHz)	Duty Cycle (%)	Total PSD (dBm / MHz)	Limit (dBm / MHz)	E.I.R.P PSD (dBm/ MHz)	E.I.R.P PSD Limit (dBm/ MHz)	Result
11n-HT40	MCS0	38	5190	-2.87	-2.07	91.19	0.96	≤ 11.00	8.25	≤ 10.00	Pass
11n-HT40	MCS0	46	5230	-3.39	-2.77	91.19	0.34	≤ 11.00	7.63	≤ 10.00	Pass
11n-HT40	MCS0	54	5270	-2.95	-2.62	91.19	0.63	≤ 11.00	--	--	Pass
11n-HT40	MCS0	62	5310	-2.98	-2.49	91.19	0.68	≤ 11.00	--	--	Pass
11n-HT40	MCS0	102	5510	-4.41	-3.58	91.19	-0.56	≤ 11.00	--	--	Pass
11n-HT40	MCS0	110	5550	-3.09	-3.22	91.19	0.26	≤ 11.00	--	--	Pass
11n-HT40	MCS0	134	5670	-2.84	-2.17	91.19	0.92	≤ 11.00	--	--	Pass
11n-HT40	MCS0	142	5710	-3.36	-2.71	91.19	0.39	≤ 11.00	--	--	Pass
11ac-VHT20	MCS0	36	5180	-0.58	-0.54	95.07	2.67	≤ 11.00	9.96	≤ 10.00	Pass
11ac-VHT20	MCS0	44	5220	-0.52	-0.57	95.07	2.68	≤ 11.00	9.97	≤ 10.00	Pass
11ac-VHT20	MCS0	48	5240	-0.47	-0.59	95.07	2.70	≤ 11.00	9.99	≤ 10.00	Pass
11ac-VHT20	MCS0	52	5260	-0.05	1.20	95.07	3.85	≤ 11.00	--	--	Pass
11ac-VHT20	MCS0	60	5300	0.10	0.90	95.07	3.75	≤ 11.00	--	--	Pass
11ac-VHT20	MCS0	64	5320	0.18	0.92	95.07	3.80	≤ 11.00	--	--	Pass
11ac-VHT20	MCS0	100	5500	-0.92	-0.47	95.07	2.54	≤ 11.00	--	--	Pass
11ac-VHT20	MCS0	116	5580	-0.53	-0.59	95.07	2.67	≤ 11.00	--	--	Pass
11ac-VHT20	MCS0	140	5700	0.22	0.20	95.07	3.44	≤ 11.00	--	--	Pass
11ac-VHT20	MCS0	144	5720	0.69	0.94	95.07	4.05	≤ 11.00	--	--	Pass
11ac-VHT40	MCS0	38	5190	-3.14	-2.59	91.20	0.55	≤ 11.00	7.84	≤ 10.00	Pass
11ac-VHT40	MCS0	46	5230	-3.10	-2.29	91.20	0.73	≤ 11.00	8.02	≤ 10.00	Pass
11ac-VHT40	MCS0	54	5270	-3.40	-2.71	91.20	0.37	≤ 11.00	--	--	Pass
11ac-VHT40	MCS0	62	5310	-2.87	-2.56	91.20	0.70	≤ 11.00	--	--	Pass
11ac-VHT40	MCS0	102	5510	-4.03	-3.23	91.20	-0.20	≤ 11.00	--	--	Pass
11ac-VHT40	MCS0	110	5550	-3.34	-3.11	91.20	0.19	≤ 11.00	--	--	Pass
11ac-VHT40	MCS0	134	5670	-3.17	-2.49	91.20	0.59	≤ 11.00	--	--	Pass
11ac-VHT40	MCS0	142	5710	-3.31	-2.56	91.20	0.49	≤ 11.00	--	--	Pass

Test Mode	Data Rate	Channel No.	Freq. (MHz)	Ant 1 PSD (dBm / MHz)	Ant 2 PSD (dBm / MHz)	Duty Cycle (%)	Total PSD (dBm / MHz)	Limit (dBm / MHz)	E.I.R.P PSD (dBm/ MHz)	E.I.R.P PSD Limit (dBm/ MHz)	Result
11ac-VHT80	MCS0	42	5210	-6.28	-5.27	84.12	-1.98	≤ 11.00	5.31	≤ 10.00	Pass
11ac-VHT80	MCS0	58	5290	-5.89	-5.74	84.12	-2.05	≤ 11.00	--	--	Pass
11ac-VHT80	MCS0	106	5530	-7.28	-6.35	84.12	-3.03	≤ 11.00	--	--	Pass
11ac-VHT80	MCS0	138	5690	-6.44	-5.97	84.12	-2.44	≤ 11.00	--	--	Pass

Note 1: When EUT duty cycle ≥ 98%, Final PSD (dBm/MHz) = $10 \cdot \log \{10^{(\text{Ant 1 PSD}/10)} + 10^{(\text{Ant 2 PSD}/10)}\}$ (dBm/MHz).

Note 2: When EUT duty cycle < 98%, Final PSD (dBm/MHz) = $10 \cdot \log \{10^{(\text{Ant 1 PSD}/10)} + 10^{(\text{Ant 2 PSD}/10)}\}$ (dBm/MHz) + $10 \cdot \log (1/\text{Duty Cycle})$.

Note 3: E.I.R.P PSD (dBm/ MHz) = Total PSD (dBm / MHz) + Directional Antenna Gain (dBi),
Directional Antenna Gain = 7.29 dBi

Test Mode	Data Rate	Channel No.	Freq. (MHz)	Ant 1 PSD (dBm/100KHz)	Ant 2 PSD (dBm/100KHz)	Duty Cycle (%)	Constant Factor	Final PSD (dBm/500kHz)	Limit (dBm/500kHz)	Result
11a	6Mbps	149	5745	-7.62	-7.82	95.60	6.99	2.48	≤ 28.71	Pass
11a	6Mbps	157	5785	-7.49	-7.29	95.60	6.99	2.81	≤ 28.71	Pass
11a	6Mbps	165	5825	-8.21	-7.55	95.60	6.99	2.33	≤ 28.71	Pass
11n-HT20	MCS0	149	5745	-8.80	-8.77	95.06	6.99	1.44	≤ 28.71	Pass
11n-HT20	MCS0	157	5785	-8.91	-8.87	95.06	6.99	1.33	≤ 28.71	Pass
11n-HT20	MCS0	165	5825	-9.79	-8.14	95.06	6.99	1.33	≤ 28.71	Pass
11n-HT40	MCS0	151	5755	-12.21	-11.75	91.19	6.99	-1.57	≤ 28.71	Pass
11n-HT40	MCS0	159	5795	-12.45	-12.03	91.19	6.99	-1.83	≤ 28.71	Pass
11ac-VHT20	MCS0	149	5745	-8.52	-8.73	95.07	6.99	1.60	≤ 28.71	Pass
11ac-VHT20	MCS0	157	5785	-8.16	-8.81	95.07	6.99	1.75	≤ 28.71	Pass
11ac-VHT20	MCS0	165	5825	-9.03	-8.58	95.07	6.99	1.42	≤ 28.71	Pass
11ac-VHT40	MCS0	151	5755	-11.73	-11.59	91.20	6.99	-1.26	≤ 28.71	Pass
11ac-VHT40	MCS0	159	5795	-12.07	-12.18	91.20	6.99	-1.72	≤ 28.71	Pass
11ac-VHT80	MCS0	155	5775	-15.42	-15.24	84.12	6.99	-4.58	≤ 28.71	Pass

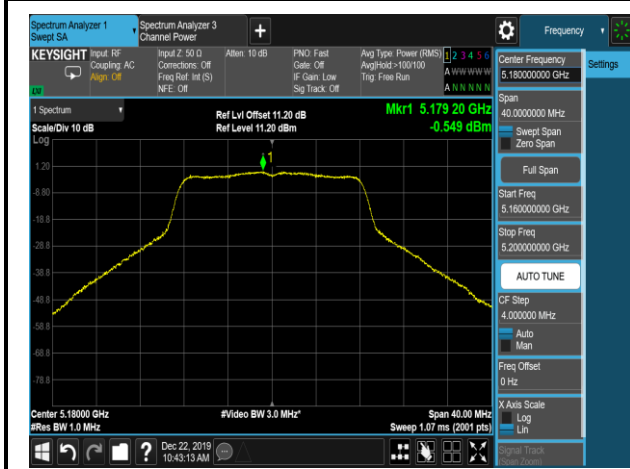
Note 1: When EUT duty cycle ≥ 98%, Final PSD (dBm/500kHz) = $10 \cdot \log \{10^{(\text{Ant 1 PSD}/10)} + 10^{(\text{Ant 2 PSD}/10)}\}$ (dBm/100kHz) + Constant Factor (dB).

Note 2: When EUT duty cycle < 98%, Final PSD (dBm/500kHz) = $10 \cdot \log \{10^{(\text{Ant 1 PSD}/10)} + 10^{(\text{Ant 2 PSD}/10)}\}$ (dBm/100kHz) + Constant Factor (dB) + $10 \cdot \log (1/\text{Duty Cycle})$.

Note 3: PSD limit (dBm / 500kHz) = [30 - (7.29 - 6)] (dBm/500kHz) = 28.71 (dBm/500kHz).

802.11a Power Spectral Density - Ant 1 / Ant 1 + 2

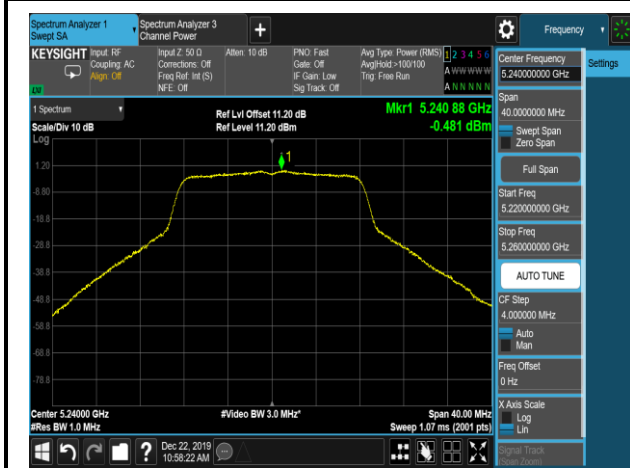
Channel 36 (5180MHz)



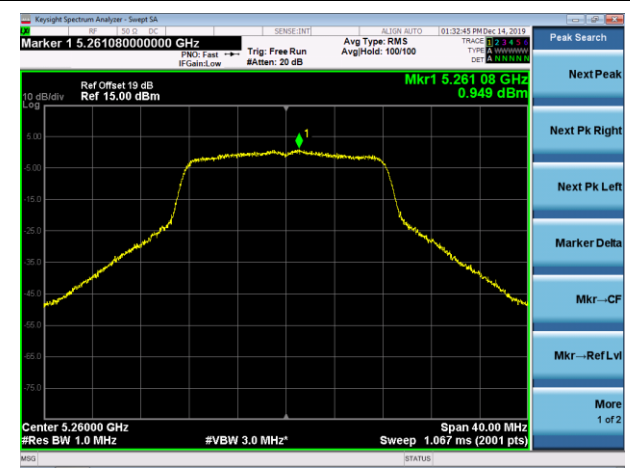
Channel 44 (5220MHz)



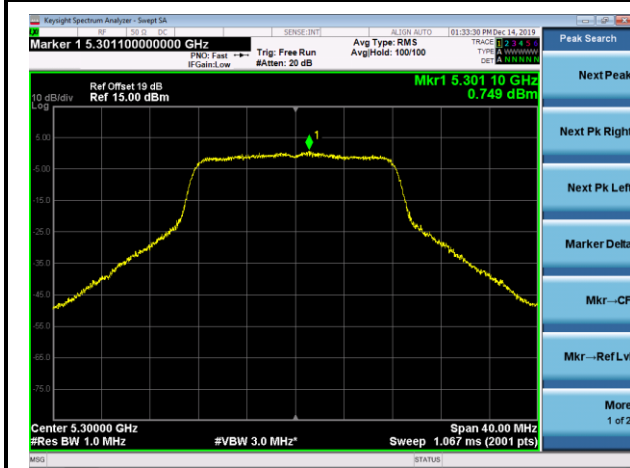
Channel 48 (5240MHz)



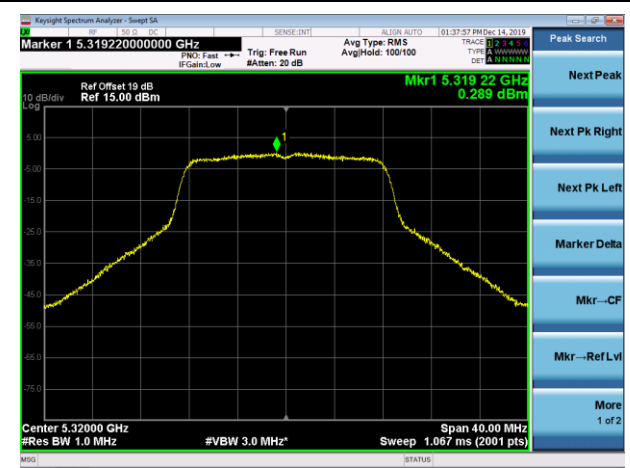
Channel 52 (5260MHz)



Channel 60 (5300MHz)



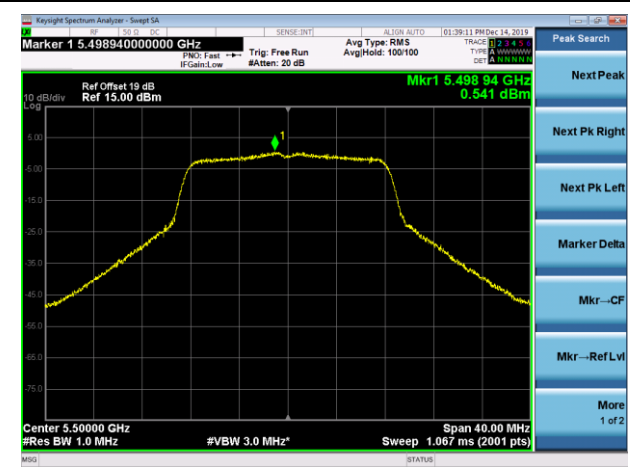
Channel 64 (5320MHz)



Channel 116 (5580MHz)



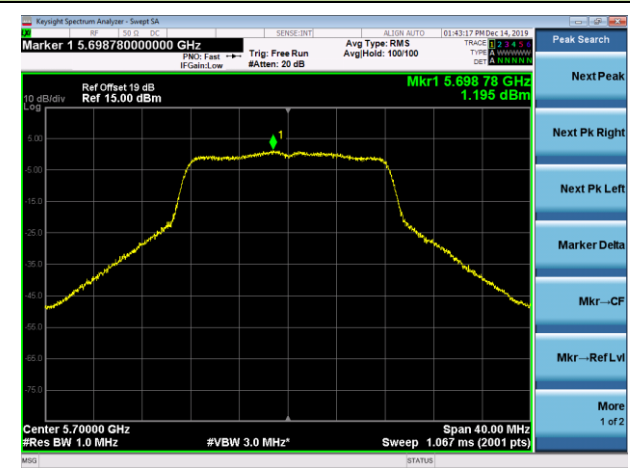
Channel 100 (5500MHz)



Channel 120 (5600MHz)



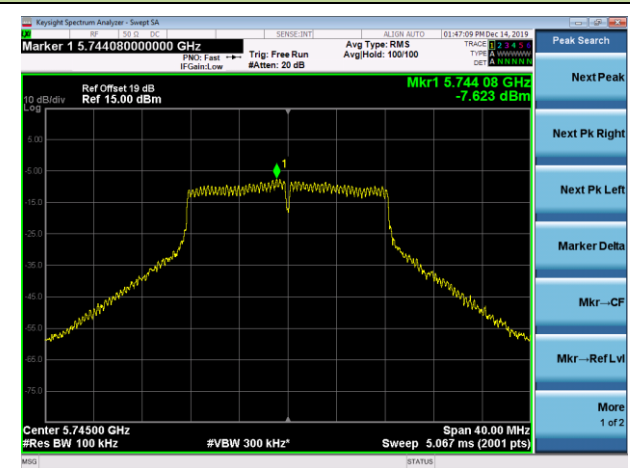
Channel 140 (5700MHz)

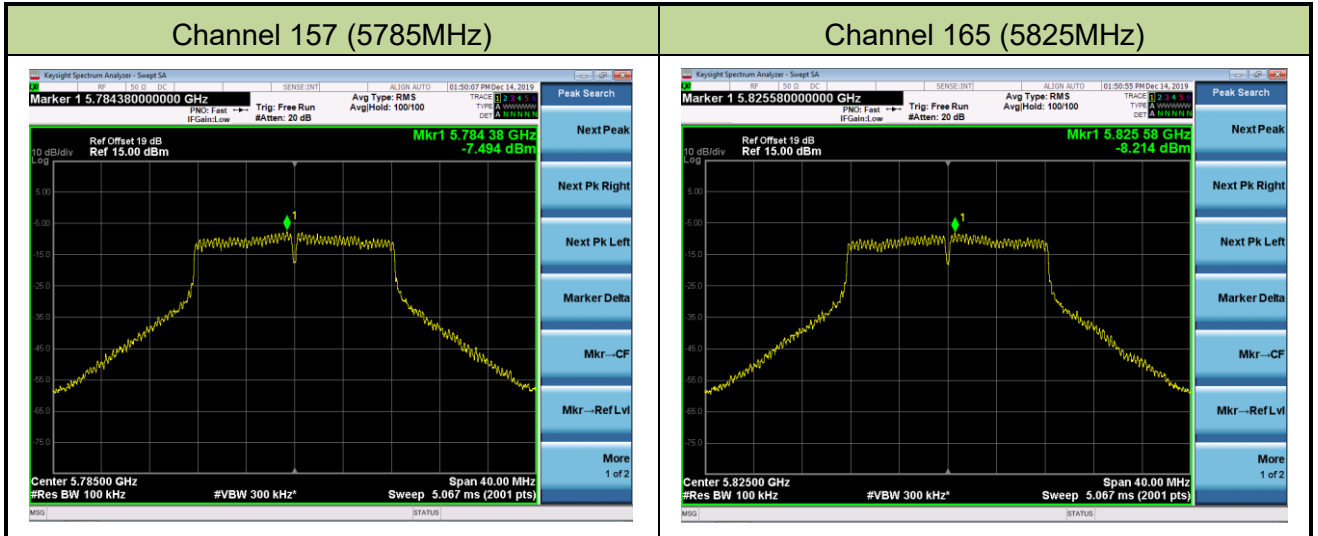


Channel 140 (5720MHz)



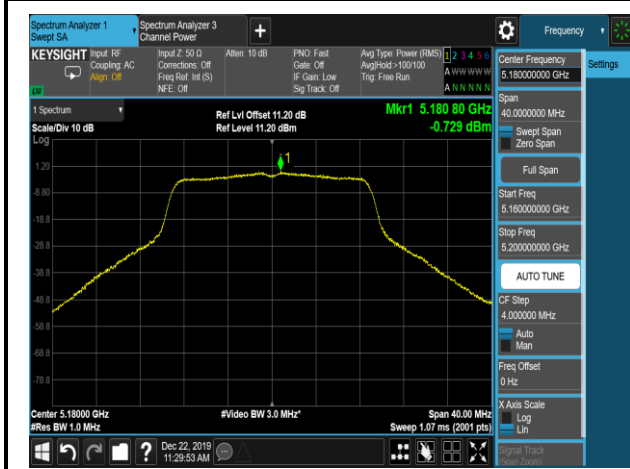
Channel 149 (5745MHz)



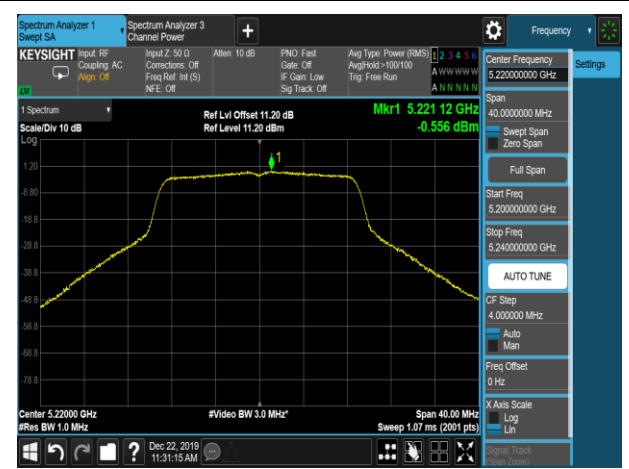


802.11n-HT20 Power Spectral Density - Ant 1 / Ant 1 + 2

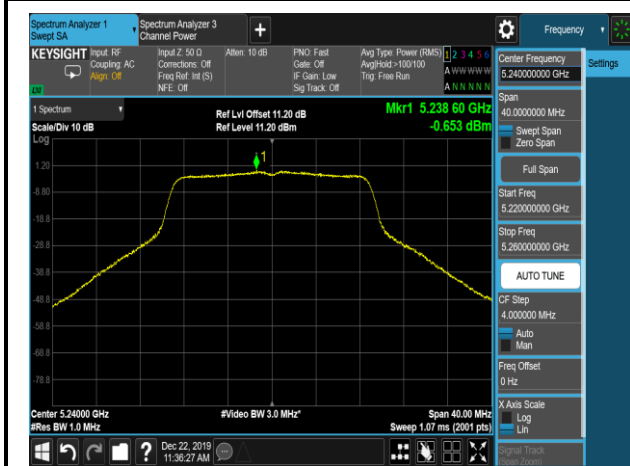
Channel 36 (5180MHz)



Channel 44 (5220MHz)



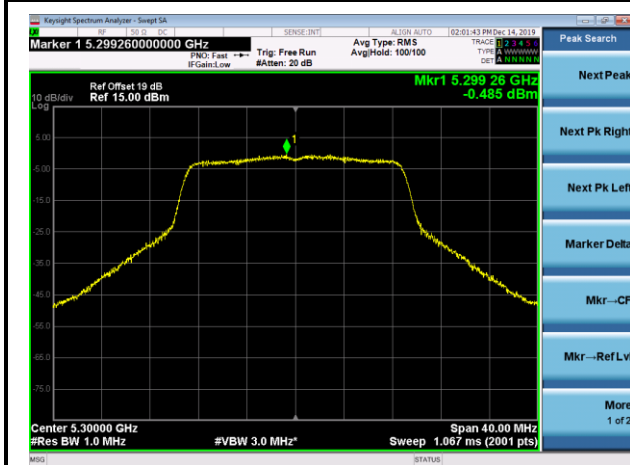
Channel 48 (5240MHz)



Channel 52 (5260MHz)



Channel 60 (5300MHz)



Channel 64 (5320MHz)

