





FCC SAR Test Report

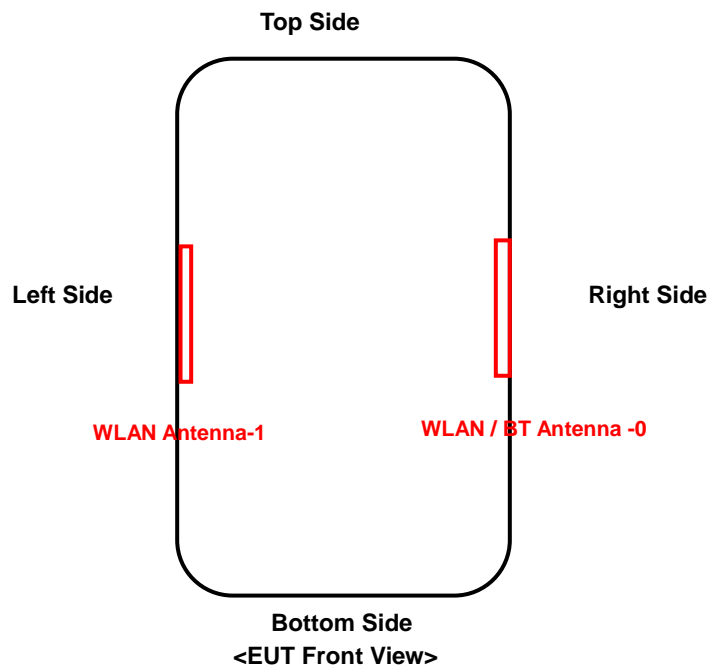
<Photographs of EUT>



FCC SAR Test Report**<Photographs of EUT with Accessory >**

	
Neck lanyard	Belt-clip
	
Arm band	




<Antenna Location>



The separation distance for antenna to edge:

Antenna	To Top Side (mm)	To Bottom Side (mm)	To Left Side (mm)	To Right Side (mm)
WLAN / BT Ant-0	67	40	59	0
WLAN Ant-1	67	40	0	59

FCC SAR Test Report**<Photographs of SAR Setup>**

	
Front Face of EUT with 0.5 cm Gap (Body Mode)	Rear Face of EUT with 0.5 cm (Body Mode)
	
Rear Face of EUT with 0 cm Gap (Extremity Mode)	