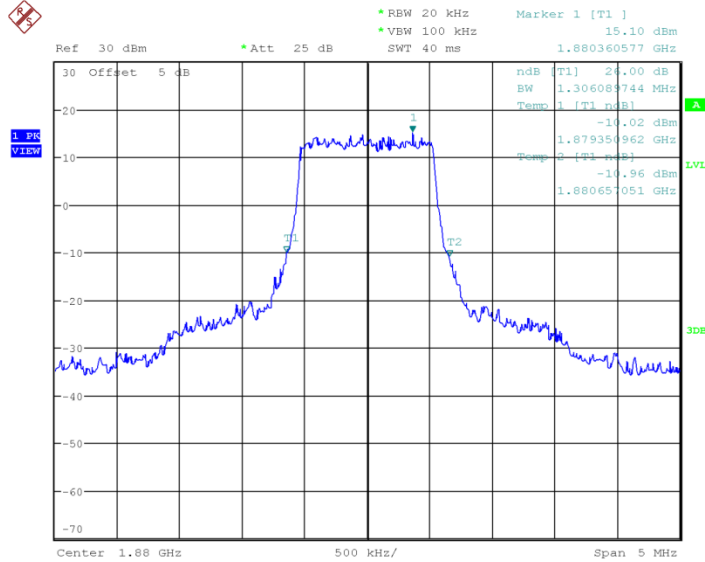


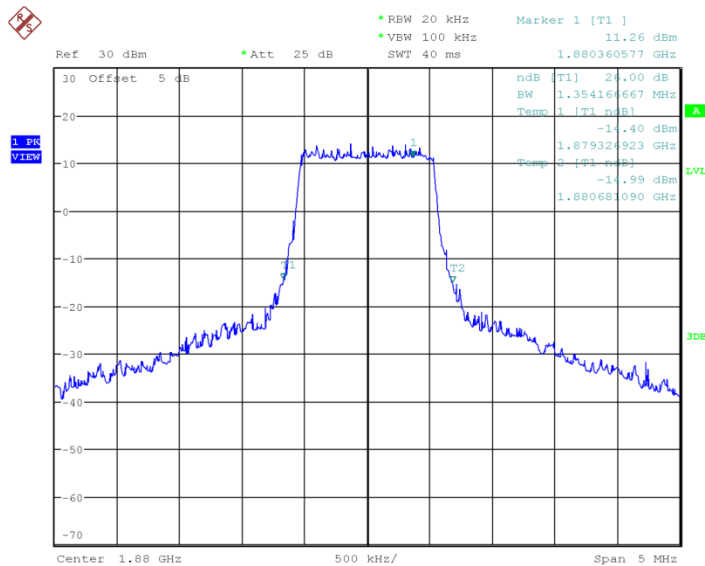
LTE band 2, 1.4MHz (-26dBc)

Frequency(MHz)	Occupied Bandwidth (-26dBc)(kHz)	
	QPSK	16QAM
1880.0	1306.09	1354.167



Date: 22.JAN.2003 15:07:01

LTE band 2, 1.4MHz Bandwidth, QPSK (-26dBc BW)

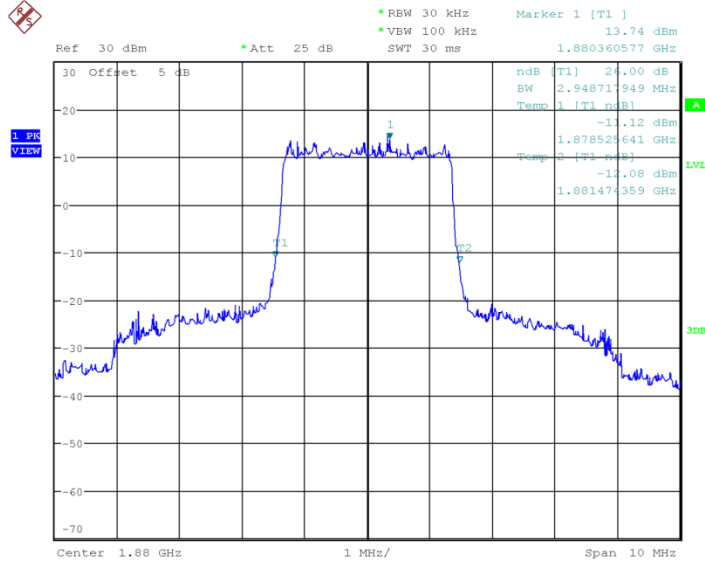


Date: 22.JAN.2003 15:07:12

LTE band 2, 1.4MHz Bandwidth, 16QAM (-26dBc BW)

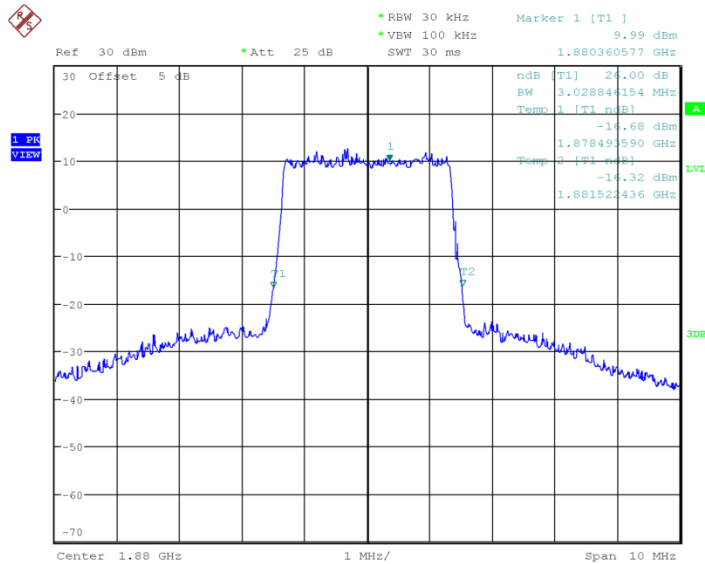
LTE band 2, 3MHz (-26dBc)

Frequency(MHz)	Occupied Bandwidth (-26dBc)(kHz)	
	1880.0	QPSK
	2948.718	3028.846



Date: 22.JAN.2003 15:07:37

LTE band 2, 3MHz Bandwidth, QPSK (-26dBc BW)

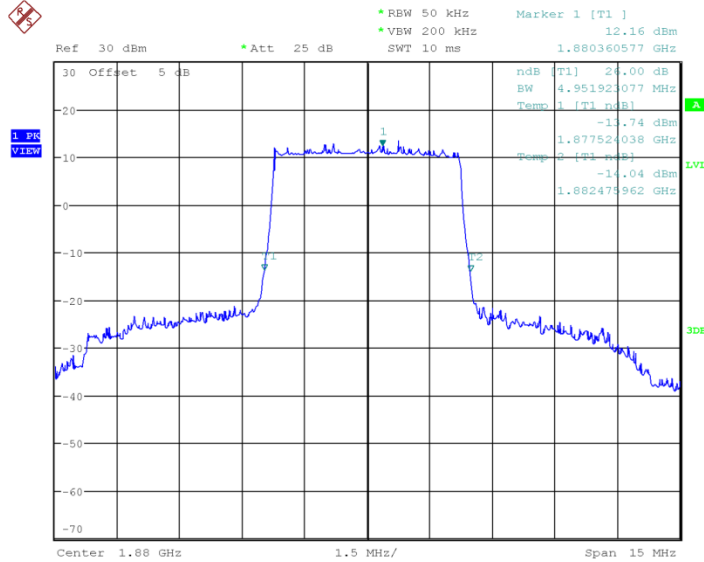


Date: 22.JAN.2003 15:07:47

LTE band 2, 3MHz Bandwidth, 16QAM (-26dBc BW)

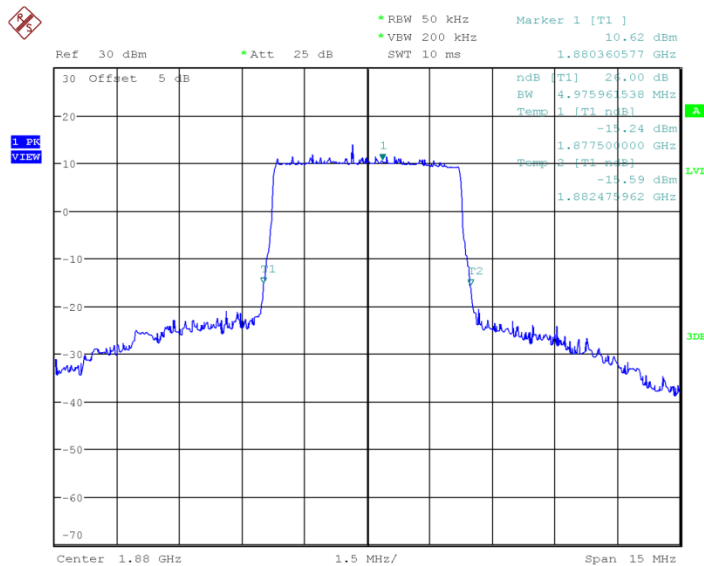
LTE band 2, 5MHz (-26dBc)

Frequency(MHz)	Occupied Bandwidth (-26dBc)(kHz)	
	1880.0	QPSK
	4951.923	4975.962



Date: 22.JAN.2003 15:08:13

LTE band 2, 5MHz Bandwidth, QPSK (-26dBc BW)

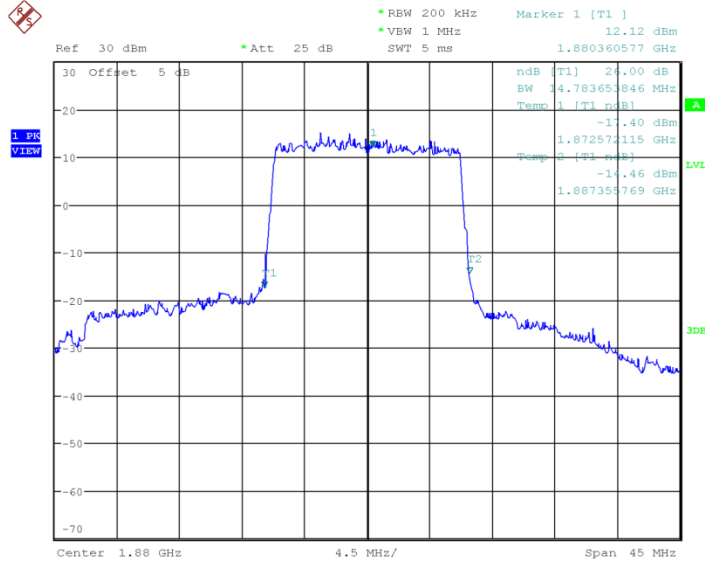


Date: 22.JAN.2003 15:08:23

LTE band 2, 5MHz Bandwidth, 16QAM (-26dBc BW)

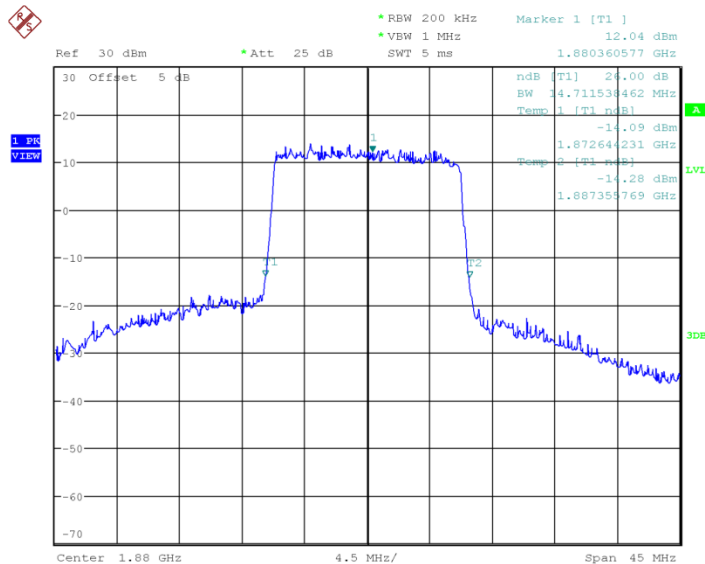
LTE band 2, 15MHz (-26dBc)

Frequency(MHz)	Occupied Bandwidth (-26dBc)(kHz)	
	QPSK	16QAM
1880.0	14783.654	14711.538



Date: 22.JAN.2003 15:09:23

LTE band 2, 15MHz Bandwidth, QPSK (-26dBc BW)

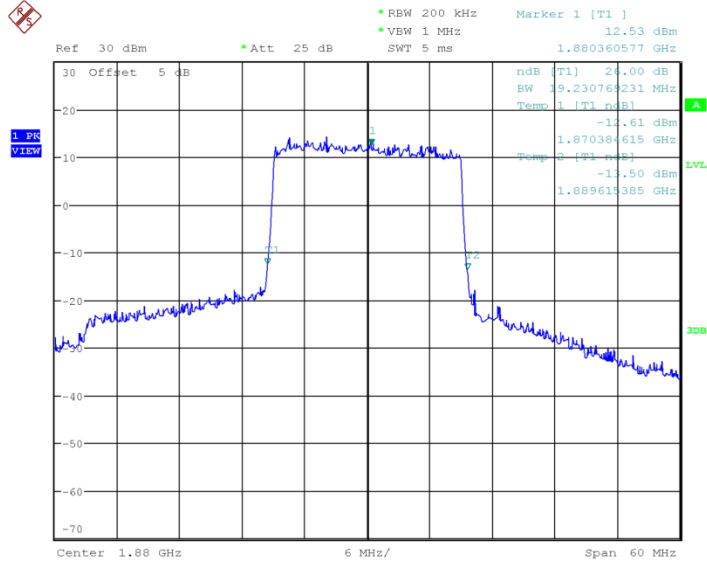


Date: 22.JAN.2003 15:09:33

LTE band 2, 15MHz Bandwidth, 16QAM (-26dBc BW)

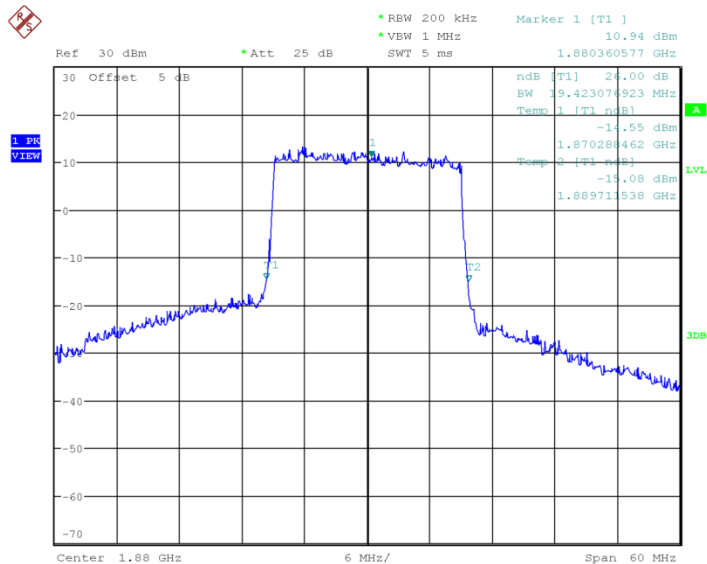
LTE band 2, 20MHz (-26dBc)

Frequency(MHz)	Occupied Bandwidth (-26dBc)(kHz)	
	QPSK	16QAM
1880.0	19230.769	19423.077



Date: 22.JAN.2003 15:09:58

LTE band 2, 20MHz Bandwidth, QPSK (-26dBc BW)

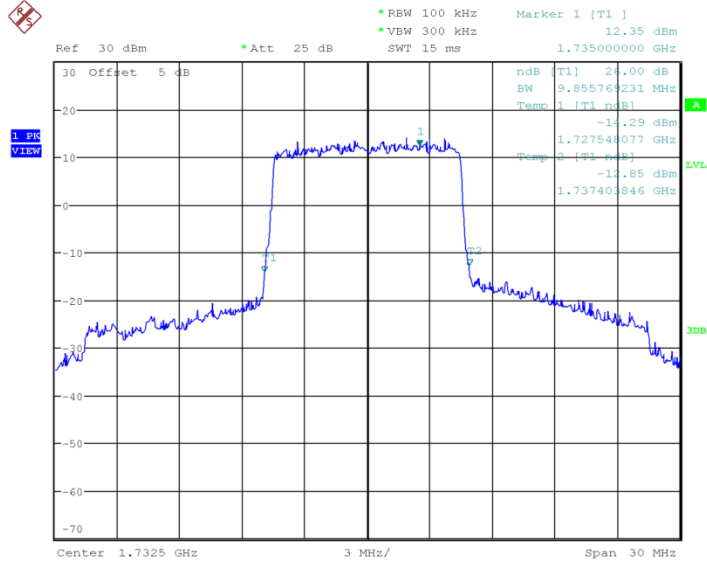


Date: 22.JAN.2003 15:10:08

LTE band 2, 20MHz Bandwidth, 16QAM (-26dBc BW)

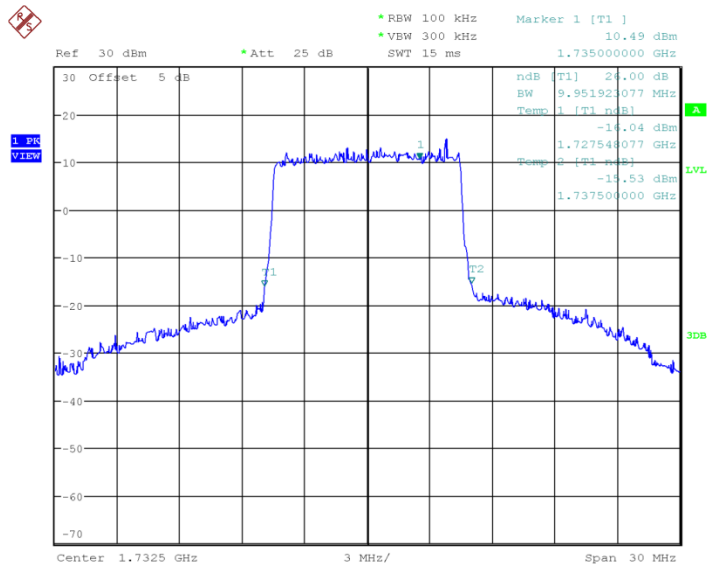
LTE band 4, 10MHz (-26dBc)

Frequency(MHz)	Occupied Bandwidth (-26dBc)(kHz)	
	QPSK	16QAM
1732.5	9855.769	9951.923



Date: 22.JAN.2003 15:11:58

LTE band 4, 10MHz Bandwidth, QPSK (-26dBc BW)

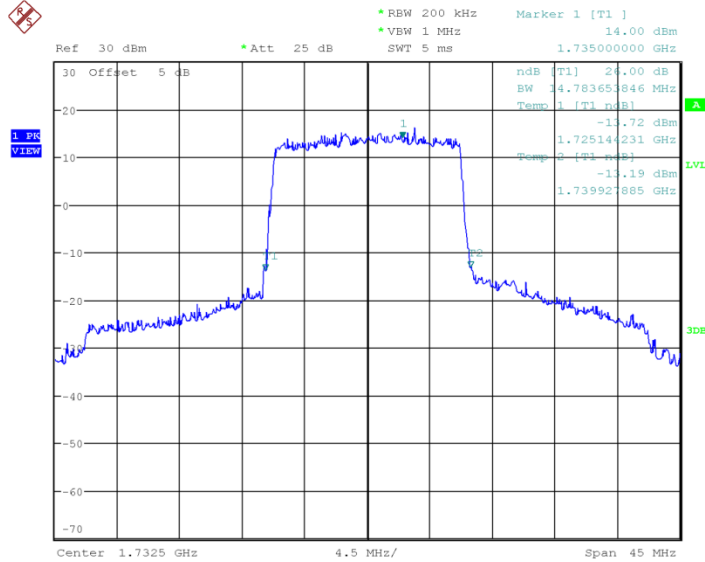


Date: 22.JAN.2003 15:12:09

LTE band 4, 10MHz Bandwidth, 16QAM (-26dBc BW)

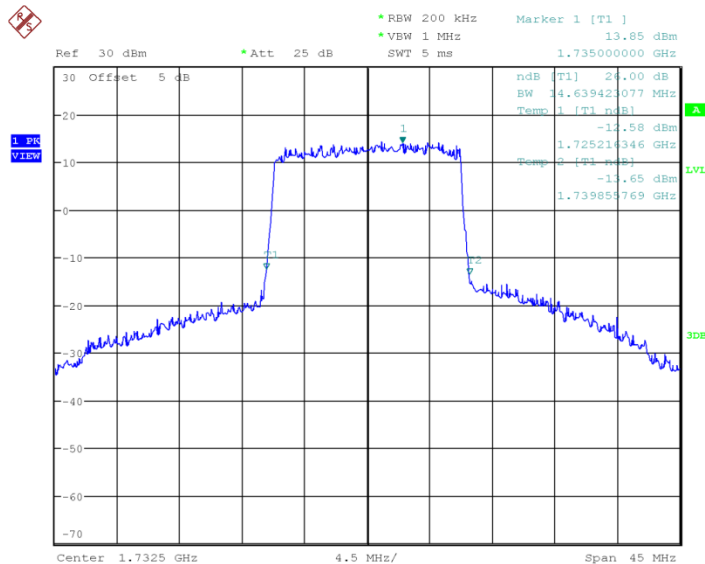
LTE band 4, 15MHz (-26dBc)

Frequency(MHz)	Occupied Bandwidth (-26dBc)(kHz)	
	QPSK	16QAM
1732.5	14783.654	14639.423



Date: 22.JAN.2003 15:12:34

LTE band 4, 15MHz Bandwidth, QPSK (-26dBc BW)

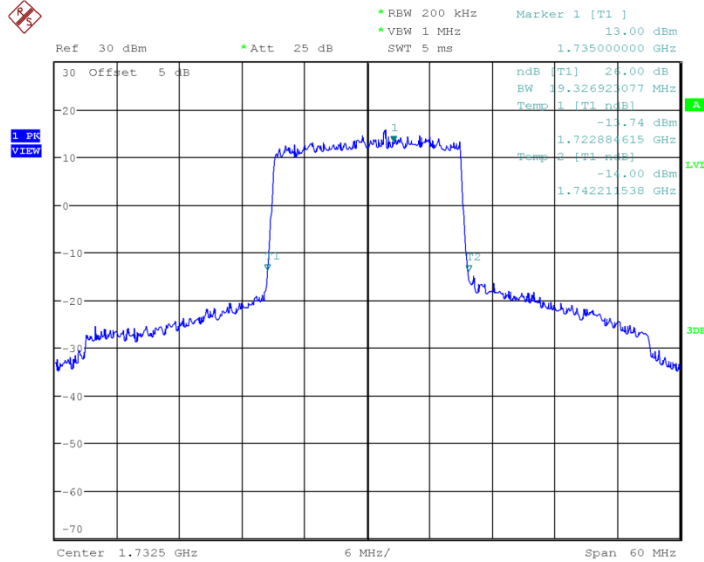


Date: 22.JAN.2003 15:12:44

LTE band 4, 15MHz Bandwidth, 16QAM (-26dBc BW)

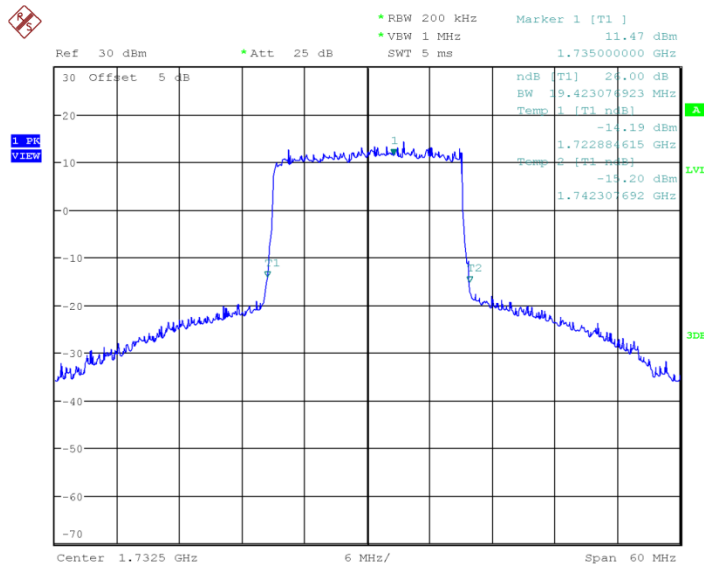
LTE band 4, 20MHz (-26dBc)

Frequency(MHz)	Occupied Bandwidth (-26dBc)(kHz)	
	QPSK	16QAM
1732.5	19326.923	19423.077



Date: 22.JAN.2003 15:13:10

LTE band 4, 20MHz Bandwidth, QPSK (-26dBc BW)

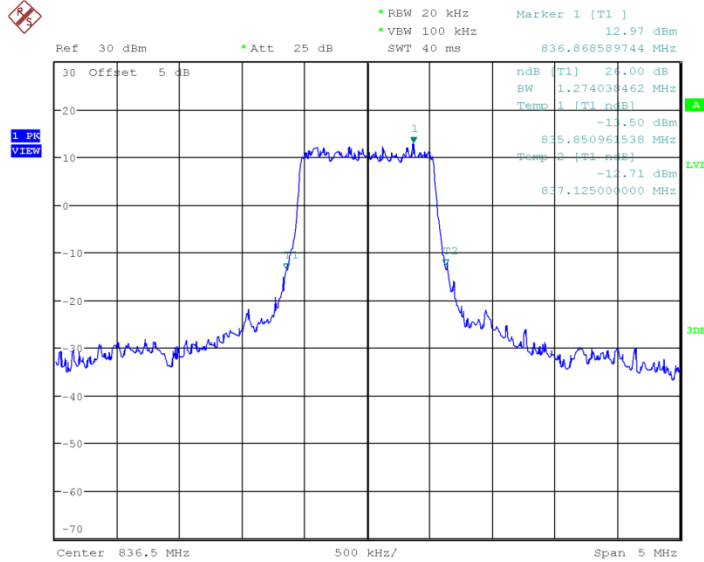


Date: 22.JAN.2003 15:13:20

LTE band 4, 20MHz Bandwidth, 16QAM (-26dBc BW)

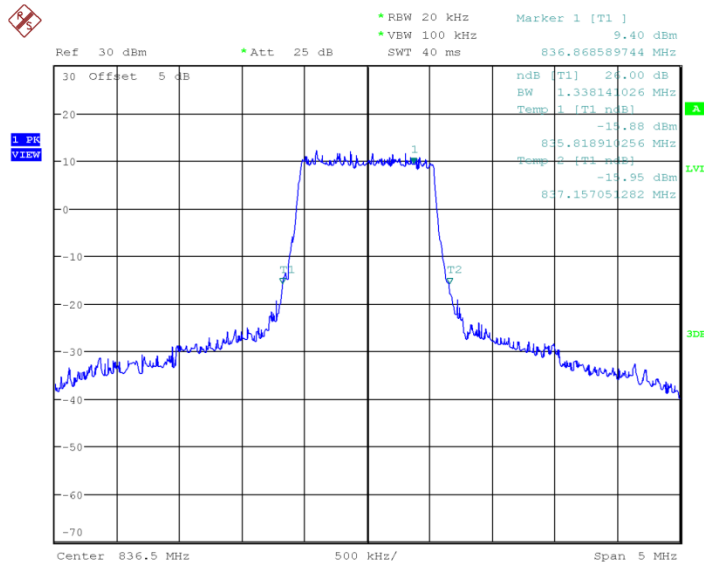
LTE band 5, 1.4MHz (-26dBc)

Frequency(MHz)	Occupied Bandwidth (-26dBc)(kHz)	
	QPSK	16QAM
836.5	1274.038	1338.141



Date: 22.JAN.2003 16:24:27

LTE band 5, 1.4MHz Bandwidth, QPSK (-26dBc BW)

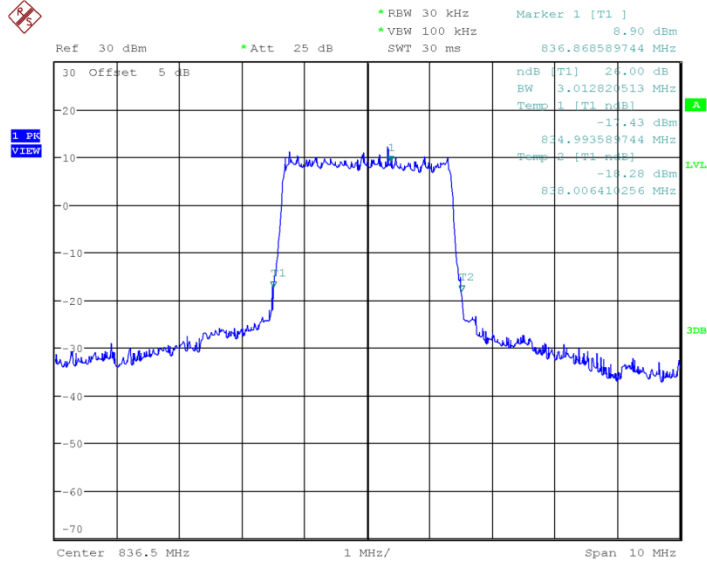


Date: 22.JAN.2003 16:24:38

LTE band 5, 1.4MHz Bandwidth, 16QAM (-26dBc BW)

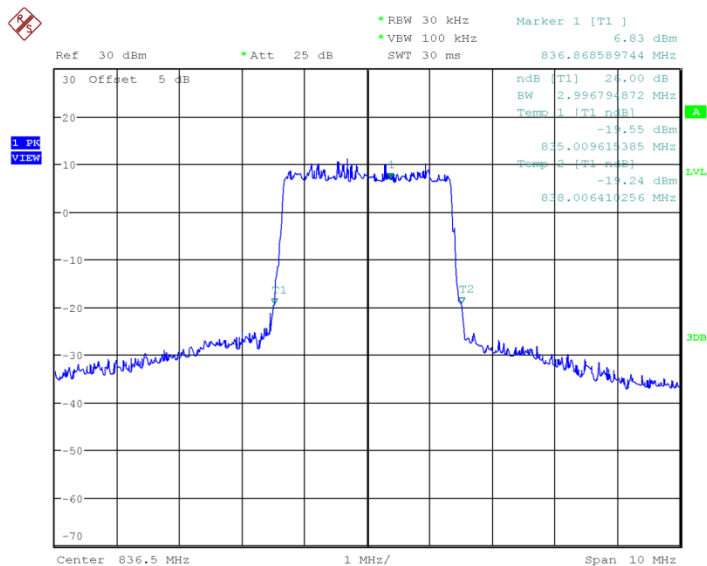
LTE band 5, 3MHz (-26dBc)

Frequency(MHz)	Occupied Bandwidth (-26dBc)(kHz)	
	QPSK	16QAM
836.5	3012.821	2996.795



Date: 22.JAN.2003 16:25:03

LTE band 5, 3MHz Bandwidth, QPSK (-26dBc BW)

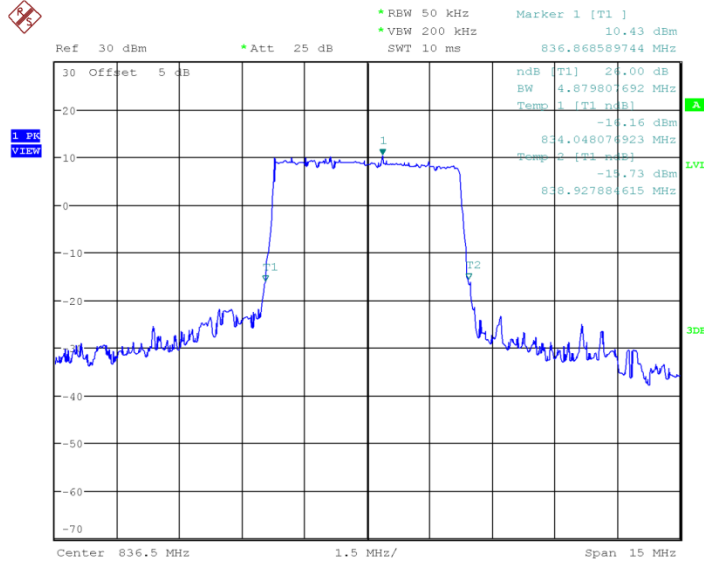


Date: 22.JAN.2003 16:25:13

LTE band 5, 3MHz Bandwidth, 16QAM (-26dBc BW)

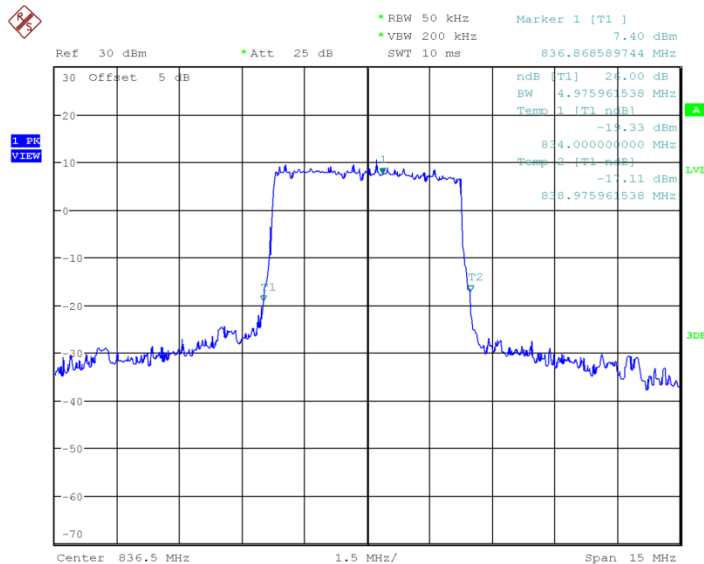
LTE band 5, 5MHz (-26dBc)

Frequency(MHz)	Occupied Bandwidth (-26dBc)(kHz)	
	QPSK	16QAM
836.5	4879.808	4975.962



Date: 22.JAN.2003 16:25:38

LTE band 5, 5MHz Bandwidth, QPSK (-26dBc BW)

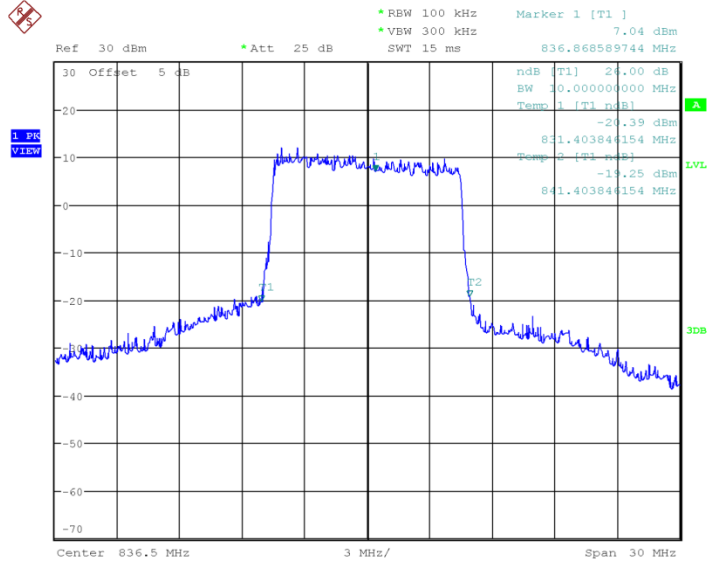


Date: 22.JAN.2003 16:25:48

LTE band 5, 5MHz Bandwidth, 16QAM (-26dBc BW)

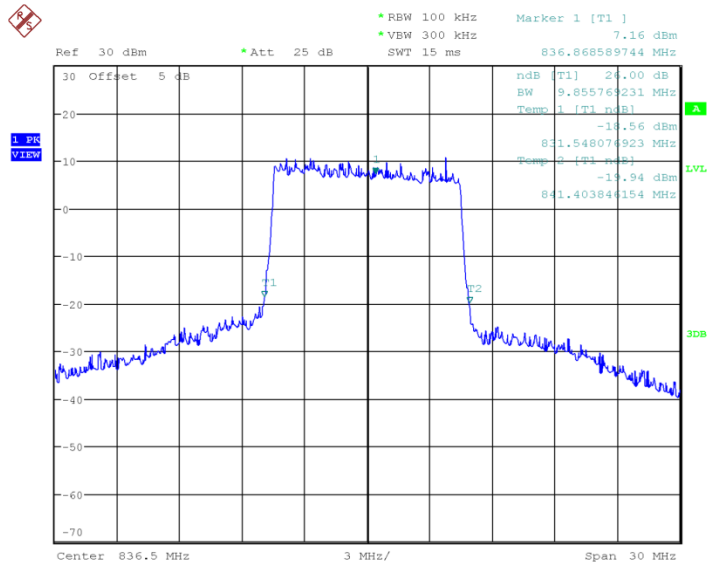
LTE band 5, 10MHz (-26dBc)

Frequency(MHz)	Occupied Bandwidth (-26dBc)(kHz)	
	QPSK	16QAM
836.5	10000	9855.769



Date: 22.JAN.2003 16:26:13

LTE band 5, 10MHz Bandwidth, QPSK (-26dBc BW)

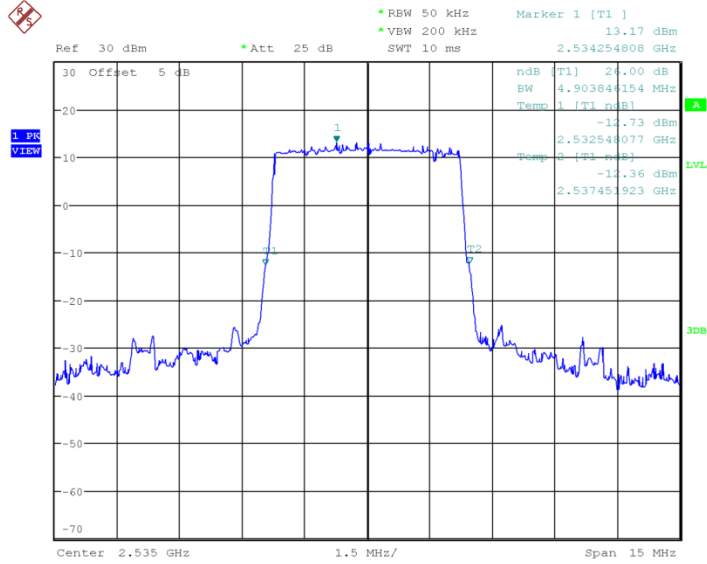


Date: 22.JAN.2003 16:26:23

LTE band 5, 10MHz Bandwidth, 16QAM (-26dBc BW)

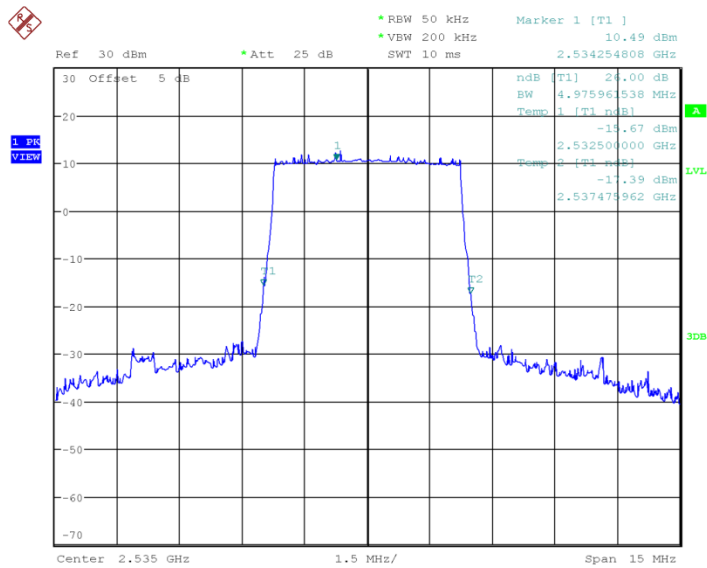
LTE band 7, 5MHz (-26dBc)

Frequency(MHz)	Occupied Bandwidth (-26dBc)(kHz)	
	2535.0	QPSK
	4903.846	4975.962



Date: 3.FEB.2003 19:15:15

LTE band 7, 5MHz Bandwidth, QPSK (-26dBc BW)

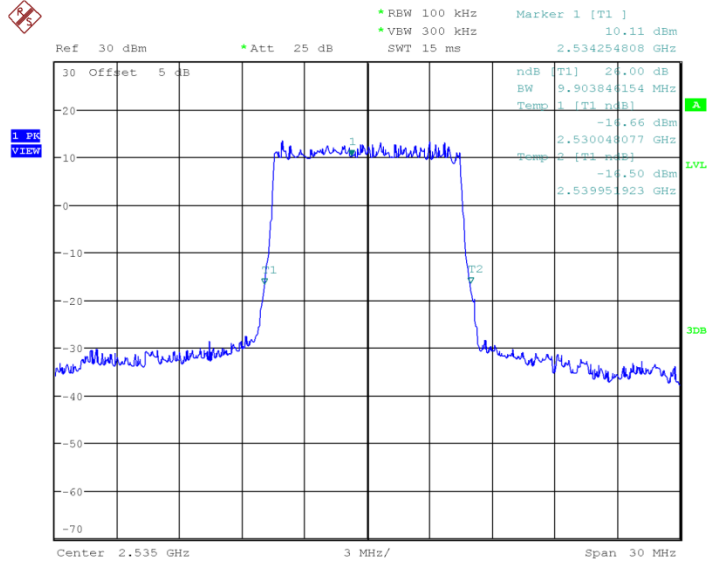


Date: 3.FEB.2003 19:15:25

LTE band 7, 5MHz Bandwidth, 16QAM (-26dBc BW)

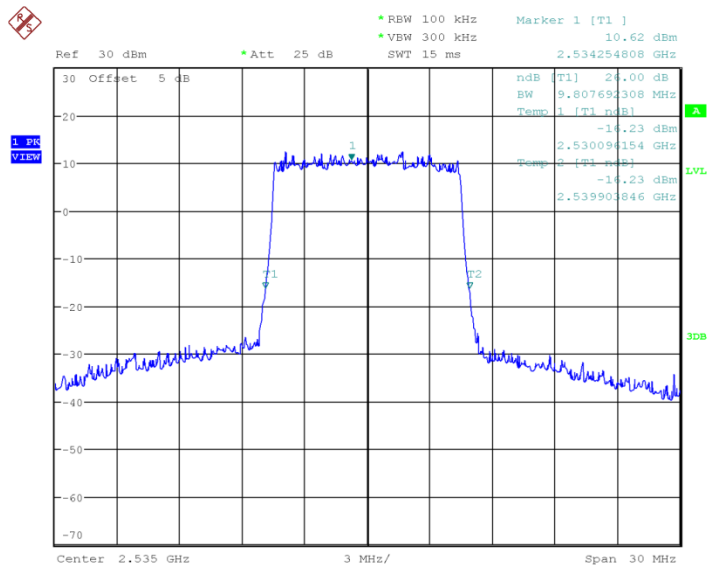
LTE band 7, 10MHz (-26dBc)

Frequency(MHz)	Occupied Bandwidth (-26dBc)(kHz)	
	2535.0	QPSK
	9903.846	9807.692



Date: 3.FEB.2003 19:15:45

LTE band 7, 10MHz Bandwidth, QPSK (-26dBc BW)

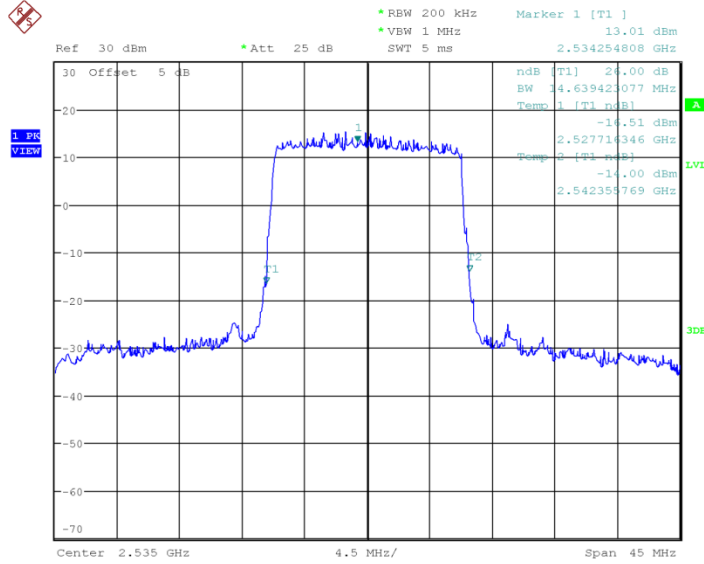


Date: 3.FEB.2003 19:15:54

LTE band 7, 10MHz Bandwidth, 16QAM (-26dBc BW)

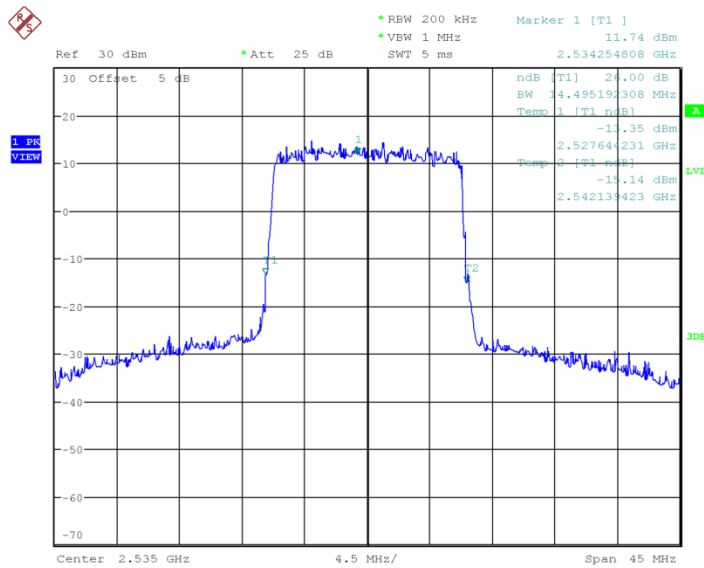
LTE band 7, 15MHz (-26dBc)

Frequency(MHz)	Occupied Bandwidth (-26dBc)(kHz)	
	QPSK	16QAM
2535.0	14639.423	14495.192



Date: 3.FEB.2003 19:16:14

LTE band 7, 15MHz Bandwidth, QPSK (-26dBc BW)

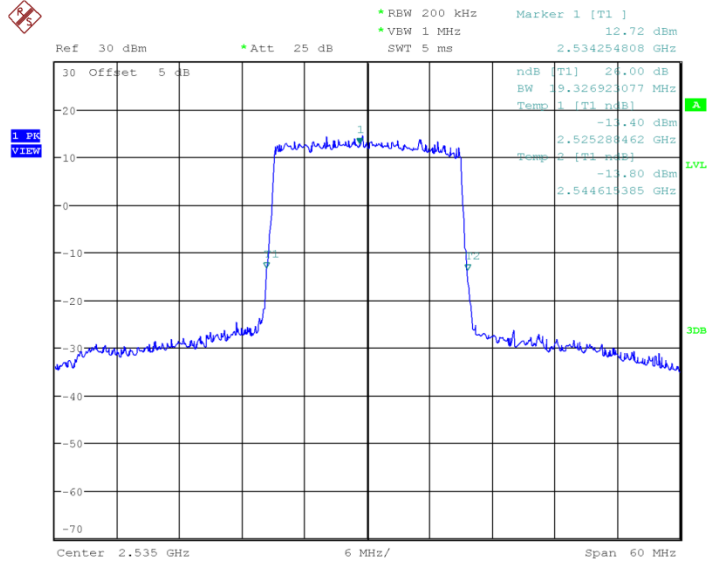


Date: 3.FEB.2003 19:16:23

LTE band 7, 15MHz Bandwidth, 16QAM (-26dBc BW)

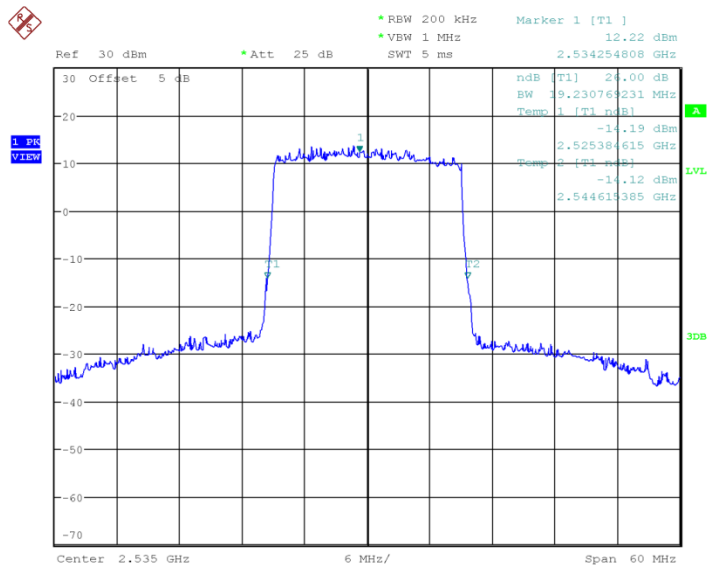
LTE band 7, 20MHz (-26dBc)

Frequency(MHz)	Occupied Bandwidth (-26dBc)(kHz)	
	QPSK	16QAM
2535.0	19326.923	19230.769



Date: 3.FEB.2003 19:16:43

LTE band 7, 20MHz Bandwidth, QPSK (-26dBc BW)

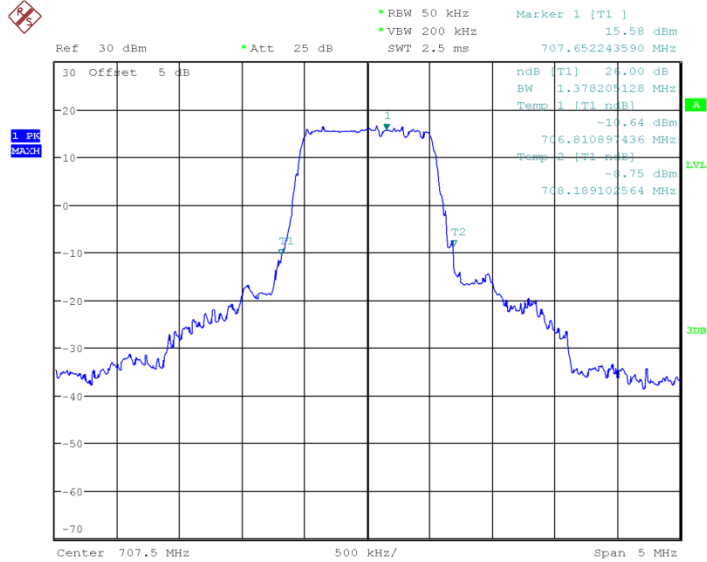


Date: 3.FEB.2003 19:16:52

LTE band 7, 20MHz Bandwidth, 16QAM (-26dBc BW)

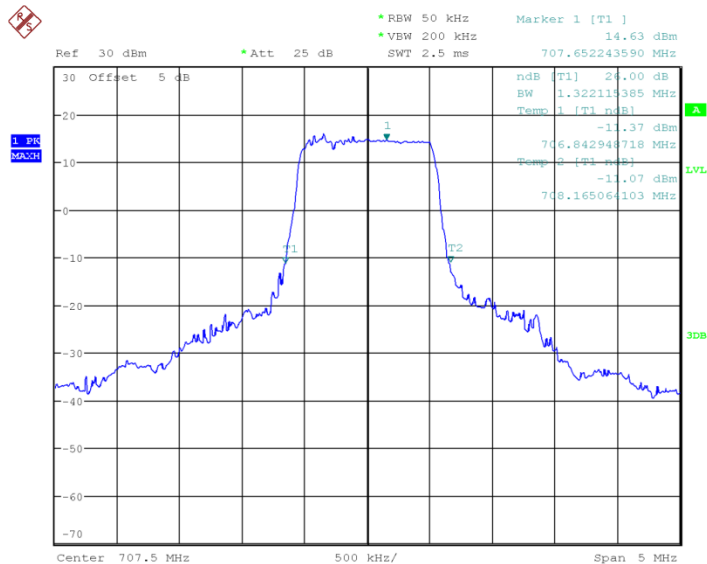
LTE band 12, 1.4MHz (-26dBc)

Frequency(MHz)	Occupied Bandwidth (-26dBc)(kHz)	
	QPSK	16QAM
707.5	1378.2	1322.11



Date: 2.JUN.2017 16:02:02

LTE band 12, 1.4MHz Bandwidth, QPSK (-26dBc BW)

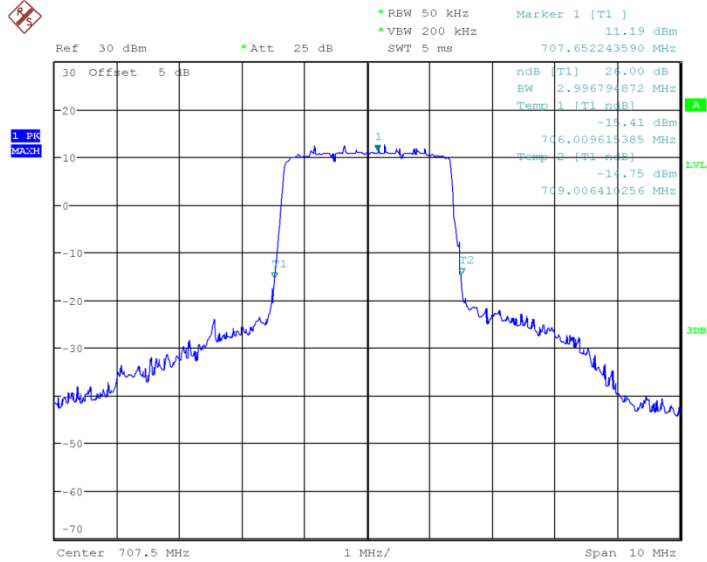


Date: 2.JUN.2017 16:02:22

LTE band 12, 1.4MHz Bandwidth, 16QAM (-26dBc BW)

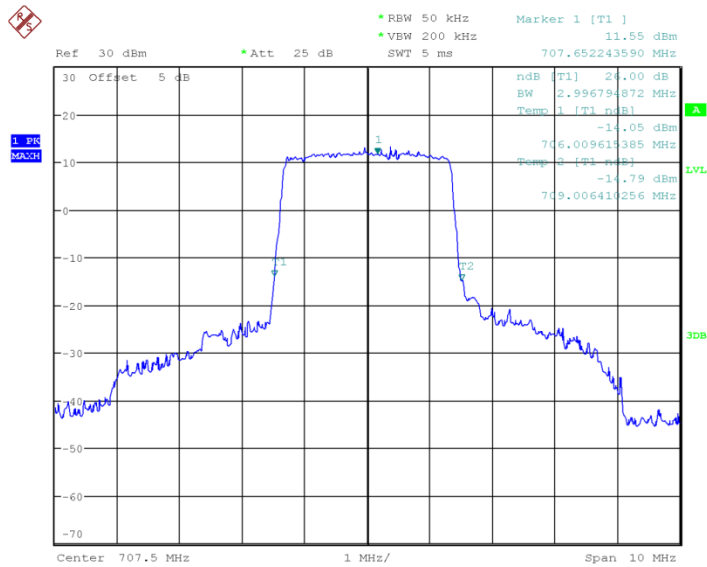
LTE band 12, 3MHz (-26dBc)

Frequency(MHz)	Occupied Bandwidth (-26dBc)(kHz)	
	707.5	QPSK
	2996.79	2996.79



Date: 2.JUN.2017 16:03:10

LTE band 12, 3MHz Bandwidth, QPSK (-26dBc BW)

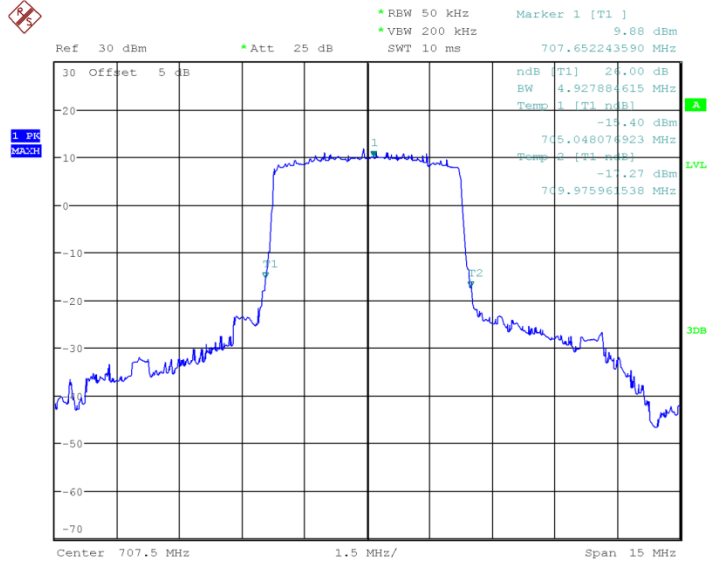


Date: 2.JUN.2017 16:02:49

LTE band 12, 3MHz Bandwidth, 16QAM (-26dBc BW)

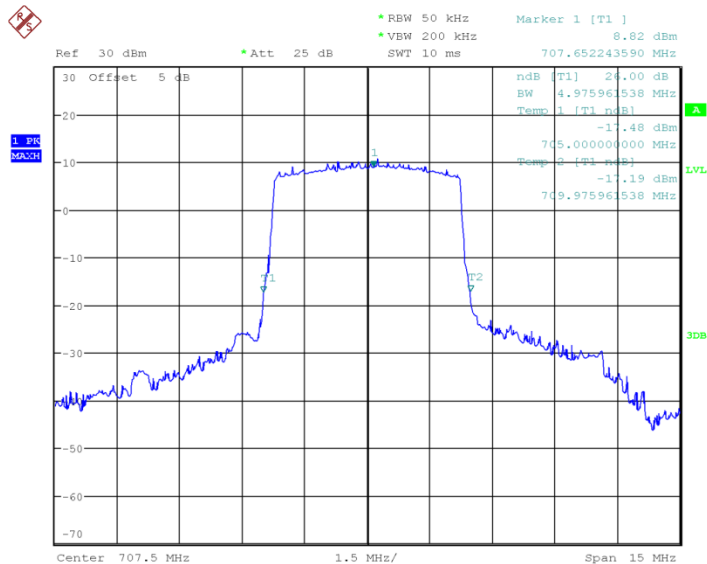
LTE band 12, 5MHz (-26dBc)

Frequency(MHz)	Occupied Bandwidth (-26dBc)(kHz)	
	707.5	QPSK
4927.88		4975.96



Date: 2.JUN.2017 16:03:36

LTE band 12, 5MHz Bandwidth, QPSK (-26dBc BW)

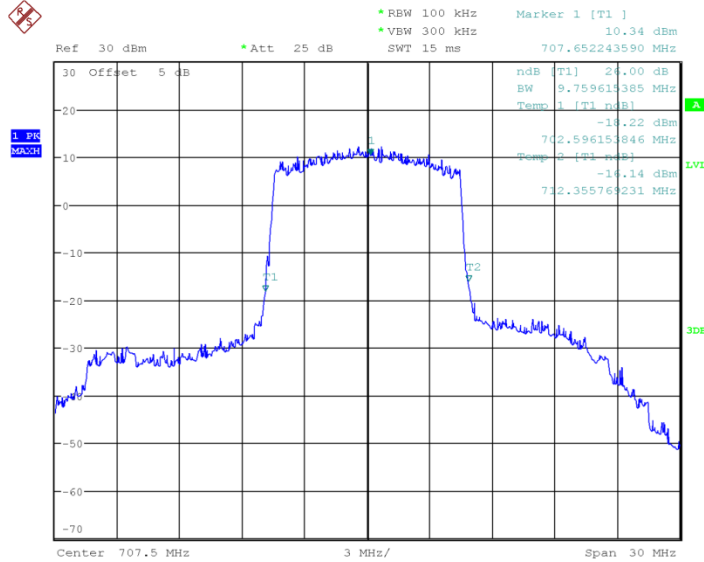


Date: 2.JUN.2017 16:03:57

LTE band 12, 5MHz Bandwidth, 16QAM (-26dBc BW)

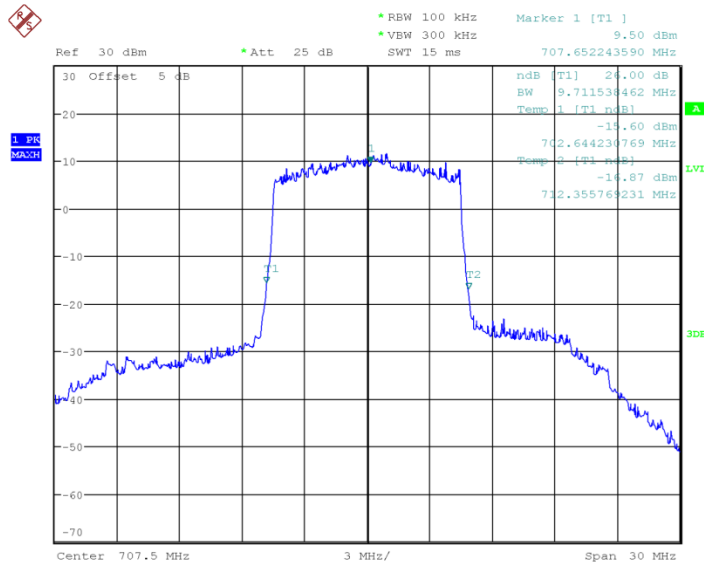
LTE band 12, 10MHz (-26dBc)

Frequency(MHz)	Occupied Bandwidth (-26dBc)(kHz)	
	QPSK	16QAM
707.5	9759.61	9711.53



Date: 2.JUN.2017 16:04:20

LTE band 12, 10MHz Bandwidth, QPSK (-26dBc BW)

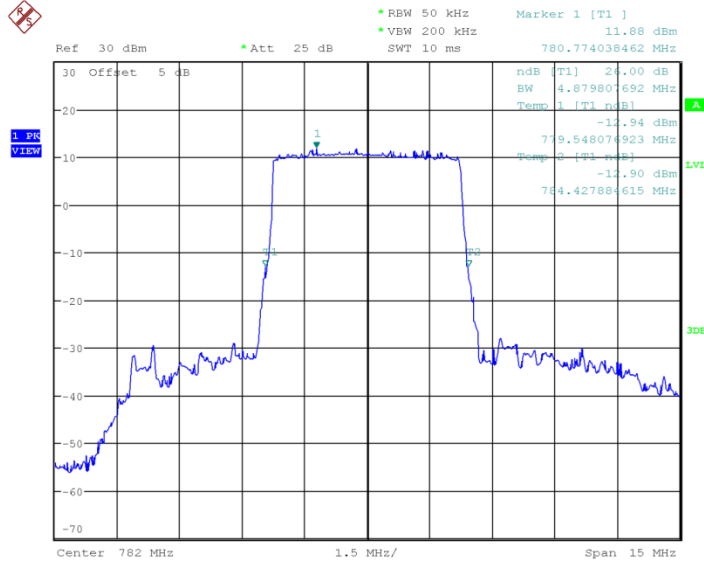


Date: 2.JUN.2017 16:04:38

LTE band 12, 10MHz Bandwidth, 16QAM (-26dBc BW)

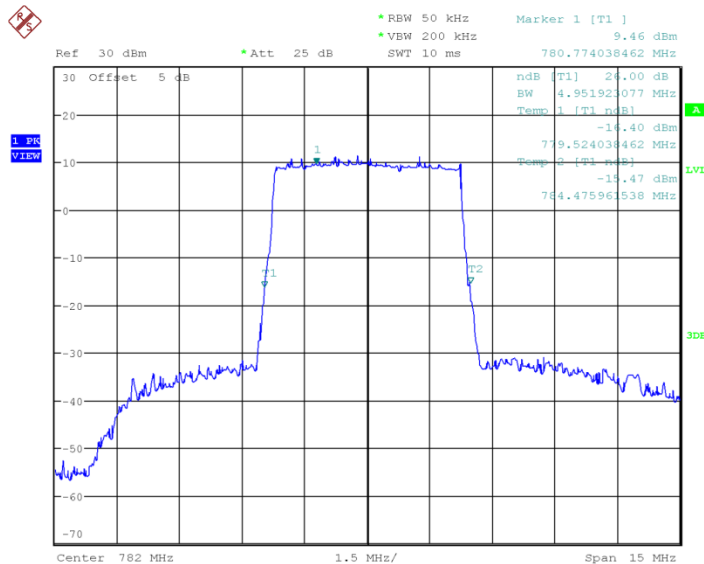
LTE band 13, 5MHz (-26dBc)

Frequency(MHz)	Occupied Bandwidth (-26dBc)(kHz)	
	782.0	QPSK
	4879.808	4951.923



Date: 9.FEB.2003 19:43:46

LTE band 13, 5MHz Bandwidth, QPSK (-26dBc BW)

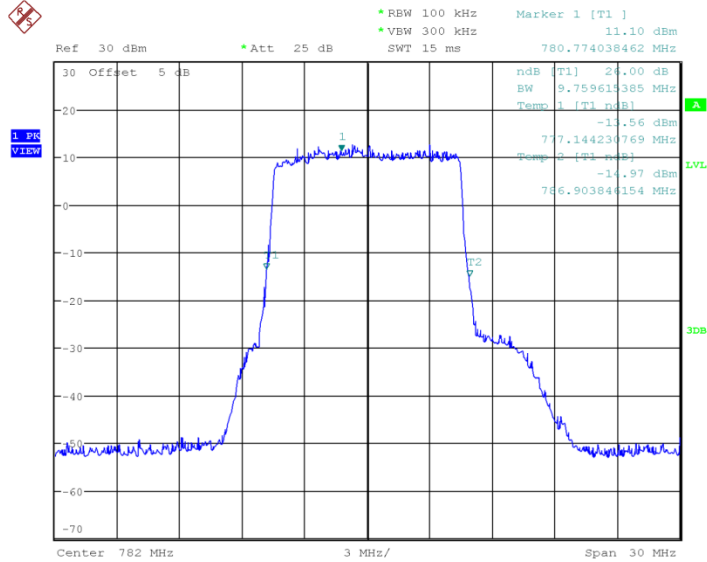


Date: 9.FEB.2003 19:43:55

LTE band 13, 5MHz Bandwidth, 16QAM (-26dBc BW)

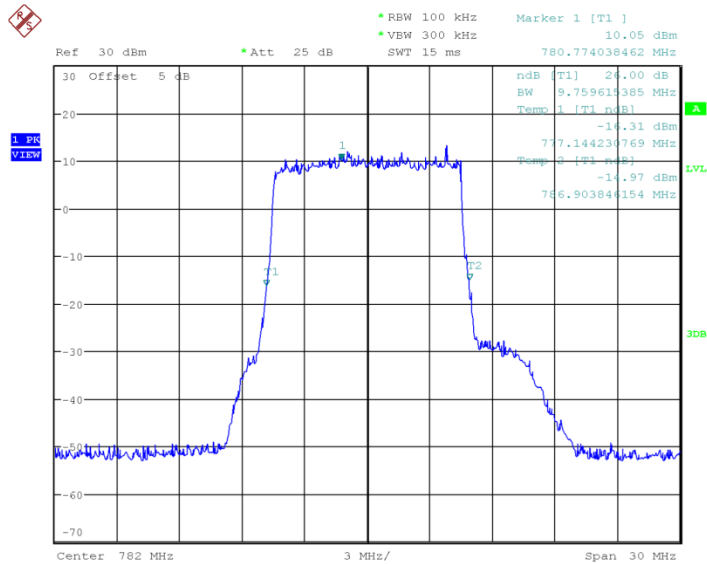
LTE band 13, 10MHz (-26dBc)

Frequency(MHz)	Occupied Bandwidth (-26dBc)(kHz)	
	QPSK	16QAM
782.0	9759.615	9759.615



Date: 9.FEB.2003 19:44:15

LTE band 13, 10MHz Bandwidth, QPSK (-26dBc BW)



Date: 9.FEB.2003 19:44:24

LTE band 13, 10MHz Bandwidth, 16QAM (-26dBc BW)

Note: measurement uncertainty for this test item is 60.80Hz, k = 2.

ANNEX A.6. BAND EDGE COMPLIANCE**Reference**

FCC: CFR Part 22.917(b),24.238(a), 27.53(g),27.53(h), 27.53(m)

A.6.1 Measurement limit

Part 22.917(b),24.238(a), 27.53(g),27.53(h), 27.53(m) state that on any frequency outside frequency band of the US Cellular/PCS spectrum, the power of any emission shall be attenuated below the transmitter power (P, in Watts) by at least $43+10\log(P)$ dB. For all power levels +30 dBm to 0 dBm, this becomes a constant specification limit of -13 dBm.

According to KDB 971168 6.0, a relaxation of the reference bandwidth is often provided for measurements within a specified frequency range at the edge of the authorized frequency block/band. This is often implemented by permitting the use of a narrower RBW (typically limited to a minimum RBW of 1% of the OBW) for measuring the out-of-band emissions without a requirement to integrate the result over the full reference bandwidth.

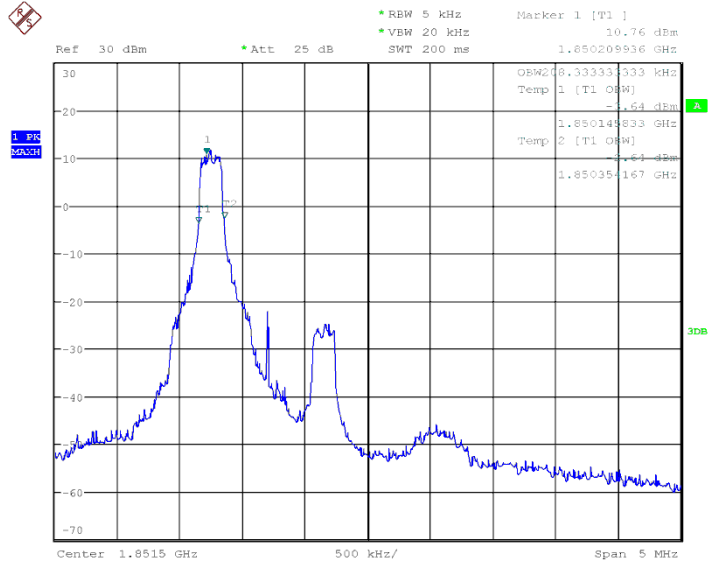
Part 27.53(m) states that for mobile digital stations, the attenuation factor shall be not less than $40 + 10 \log(P)$ dB on all frequencies between the channel edge and 5 megahertz from the channel edge, $43 + 10 \log(P)$ dB on all frequencies between 5 megahertz and X megahertz from the channel edge, and $55 + 10 \log(P)$ dB on all frequencies more than X megahertz from the channel edge, where X is the greater of 6 megahertz or the actual emission bandwidth as defined in paragraph (m)(6) of this section. In addition, the attenuation factor shall not be less than $43 + 10 \log(P)$ dB on all frequencies between 2490.5 MHz and 2496 MHz and $55 + 10 \log(P)$ dB at or below 2490.5 MHz. Mobile Satellite Service licensees operating on frequencies below 2495 MHz may also submit a documented interference complaint against BRS licensees operating on channel BRS Channel 1 on the same terms and conditions as adjacent channel BRS or EBS licensees.

A.6.2 Measurement result

Only worst case result is given below

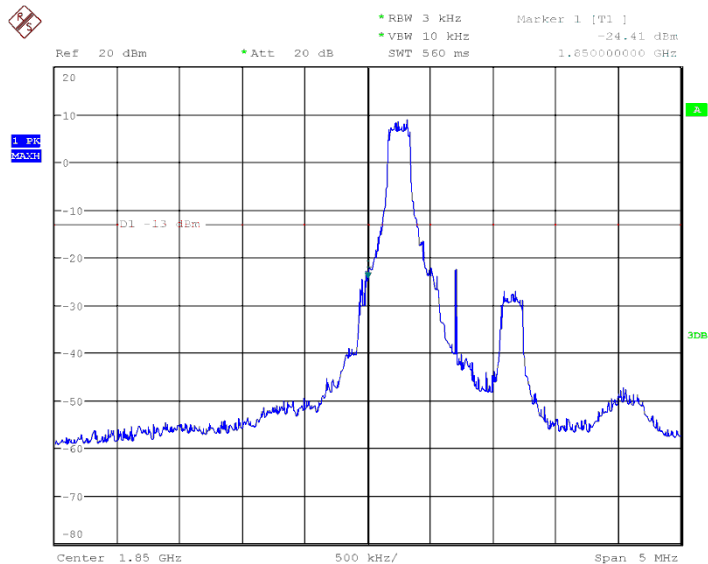
LTE band 2

OBW: 1RB-low_offset



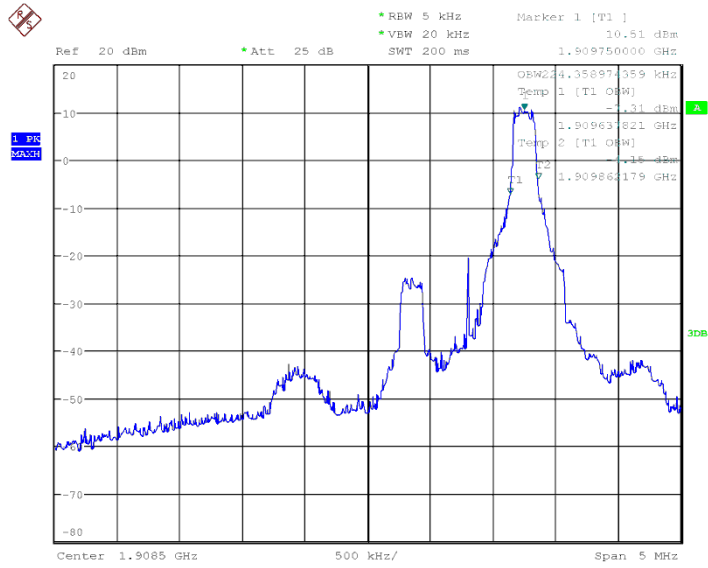
Date: 1.JAN.2003 01:50:44

LOW BAND EDGE BLOCK-1RB-low_offset



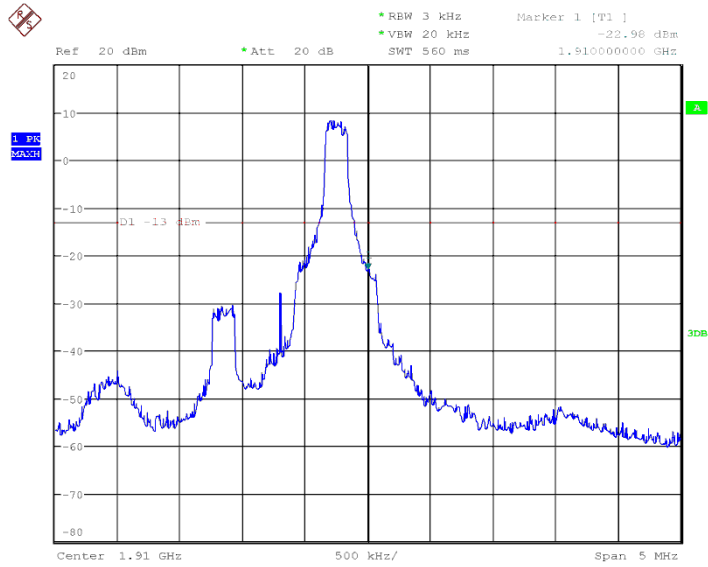
Date: 1.JAN.2003 01:52:32

OBW: 1RB-high_offset



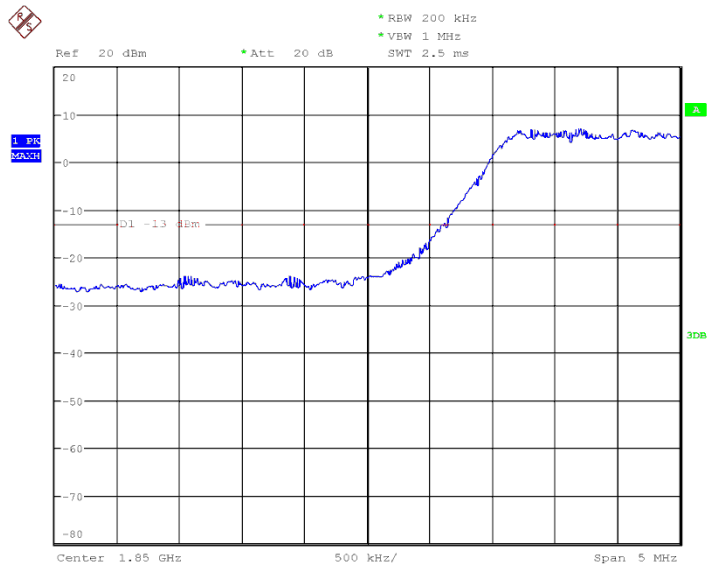
Date: 1.JAN.2003 01:55:03

HIGH BAND EDGE BLOCK-1RB-high_offset



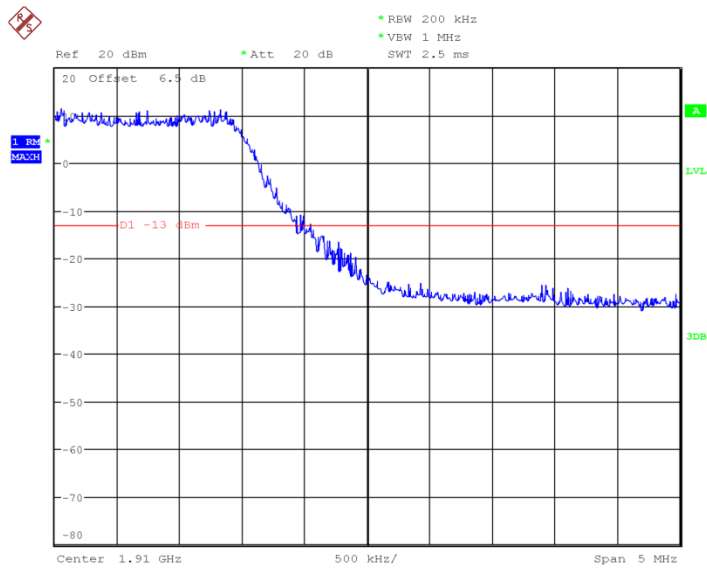
Date: 1.JAN.2003 01:58:38

LOW BAND EDGE BLOCK-20MHz-100%RB



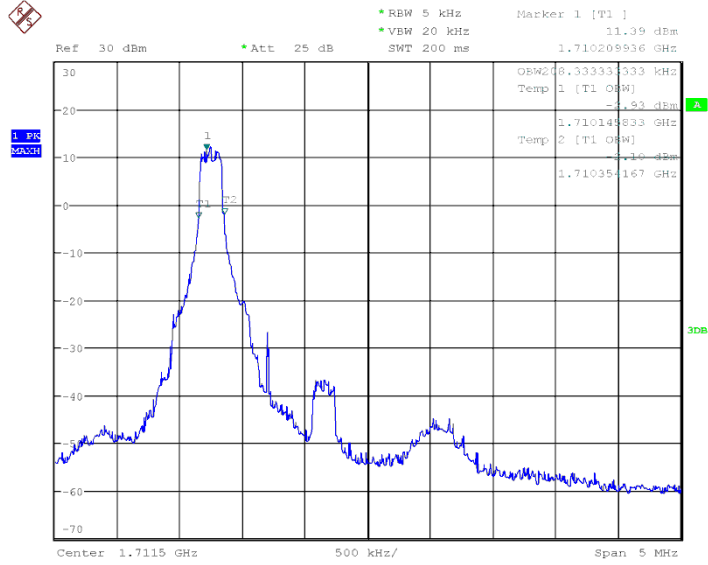
Date: 2.JUN.2017 16:38:37

HIGH BAND EDGE BLOCK-20MHz-100%RB



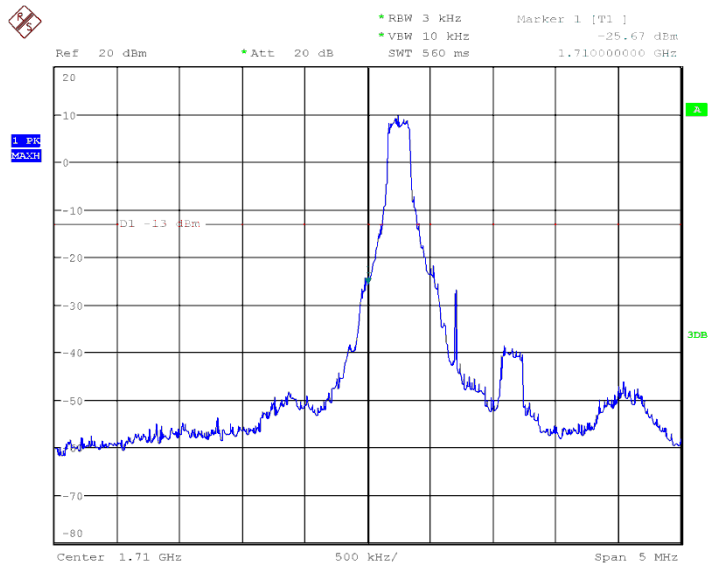
Date: 2.JUN.2017 16:13:35

LTE band 4 OBW: 1RB-low_offset



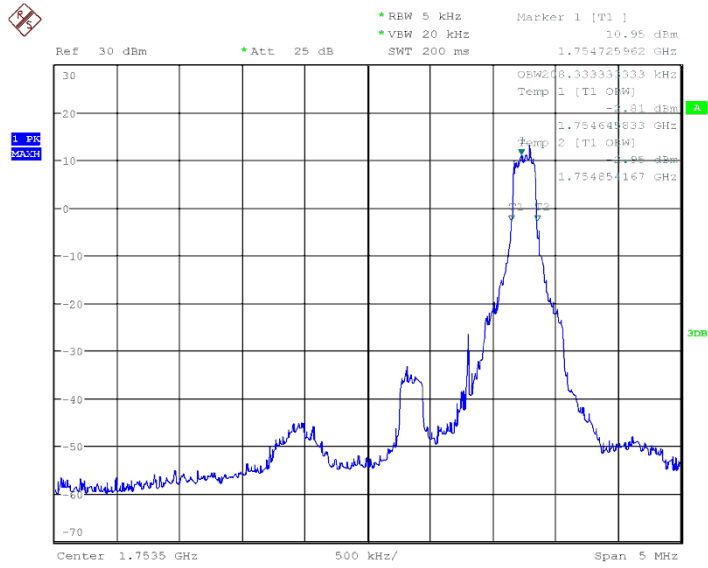
Date: 1.JAN.2003 02:04:06

LOW BAND EDGE BLOCK-1RB-low_offset



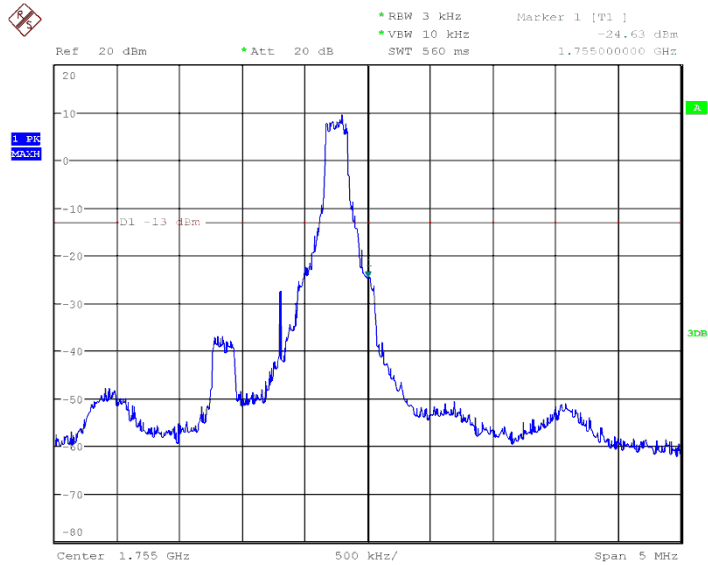
Date: 1.JAN.2003 02:05:50

OBW: 1RB-high_offset



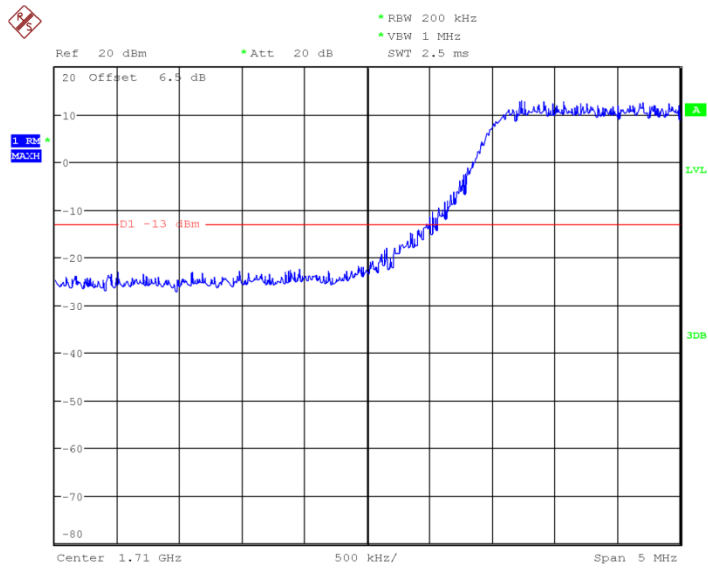
Date: 1.JAN.2003 02:08:41

HIGH BAND EDGE BLOCK-1RB-high_offset



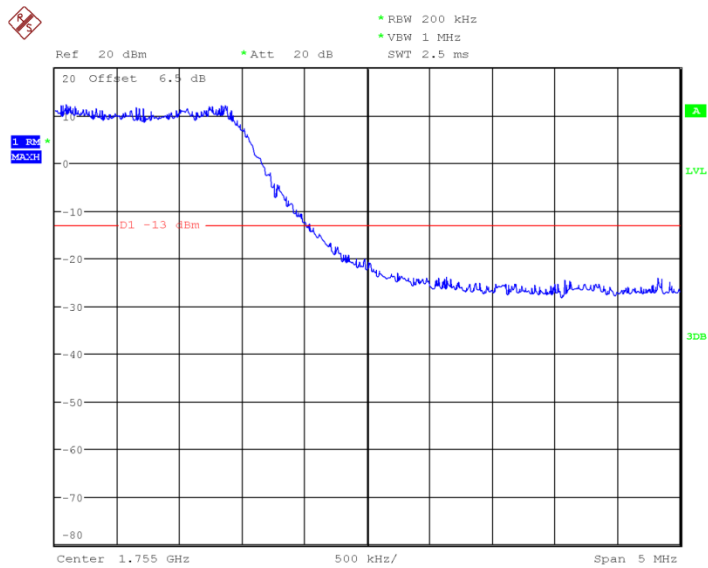
Date: 1.JAN.2003 02:10:28

LOW BAND EDGE BLOCK-20MHz-100%RB



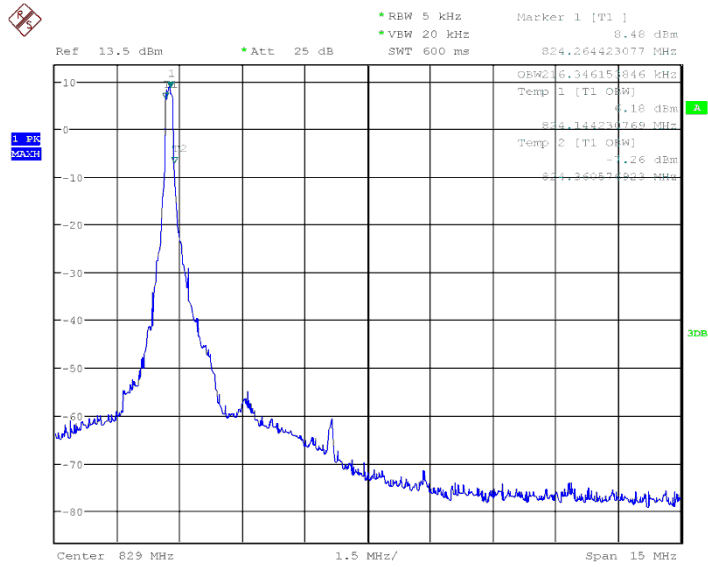
Date: 2.JUN.2017 16:15:08

HIGH BAND EDGE BLOCK-20MHz-100%RB



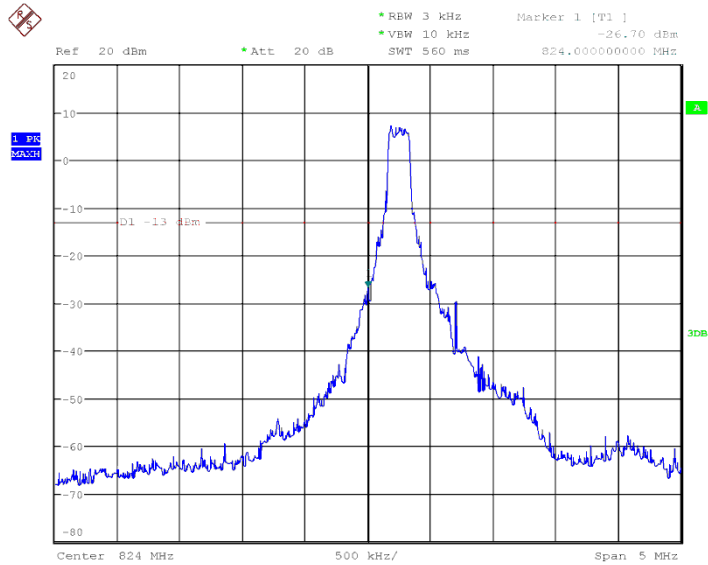
Date: 2.JUN.2017 16:16:40

LTE band 5 OBW: 1RB-low_offset



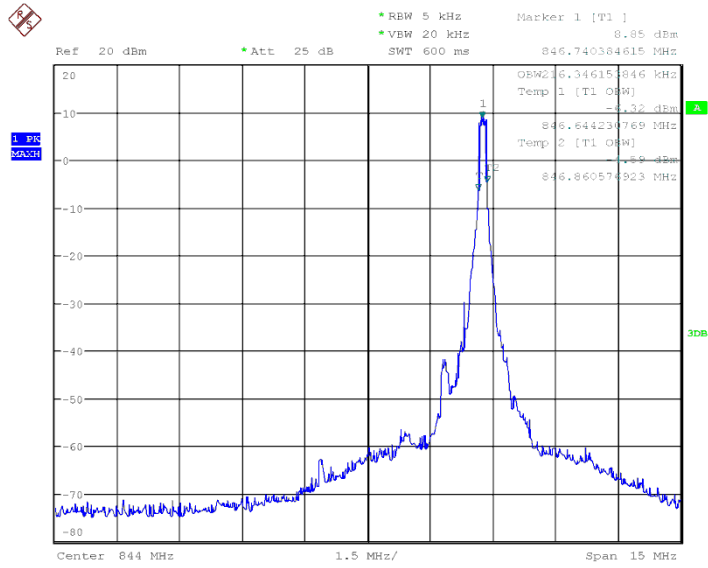
Date: 1.JAN.2003 02:33:00

LOW BAND EDGE BLOCK-1RB-low_offset



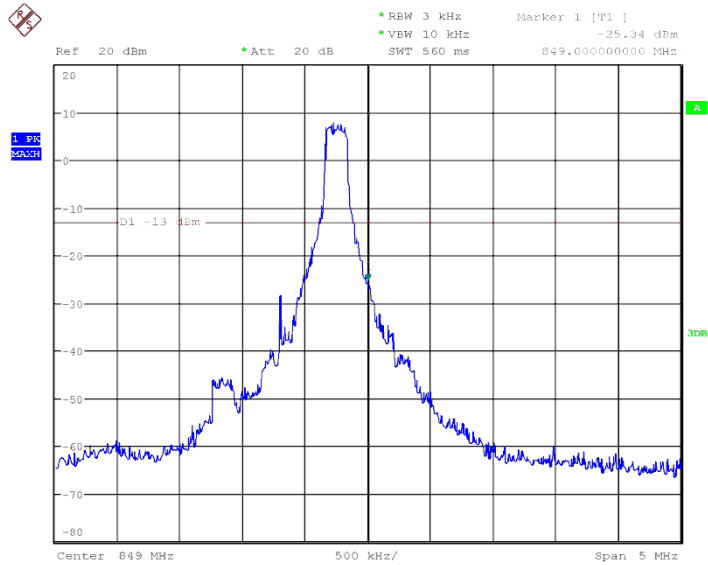
Date: 1.JAN.2003 02:34:54

OBW: 1RB-high_offset



Date: 1.JAN.2003 02:36:44

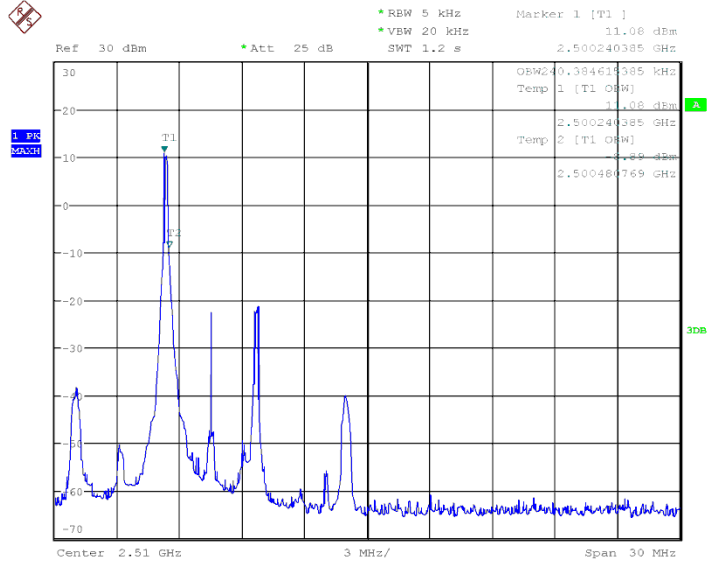
HIGH BAND EDGE BLOCK-1RB-high_offset



Date: 1.JAN.2003 02:38:53

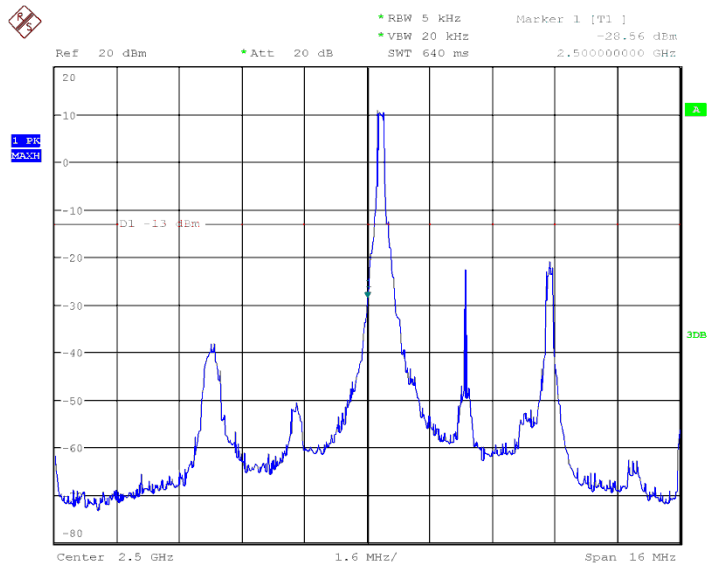
LTE band 7

OBW: 1RB-low_offset



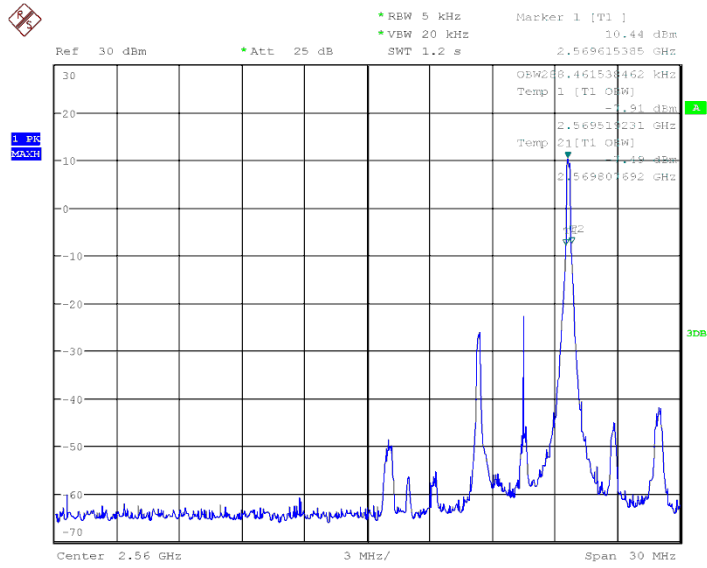
Date: 1.JAN.2003 02:15:36

LOW BAND EDGE BLOCK-1RB-low_offset



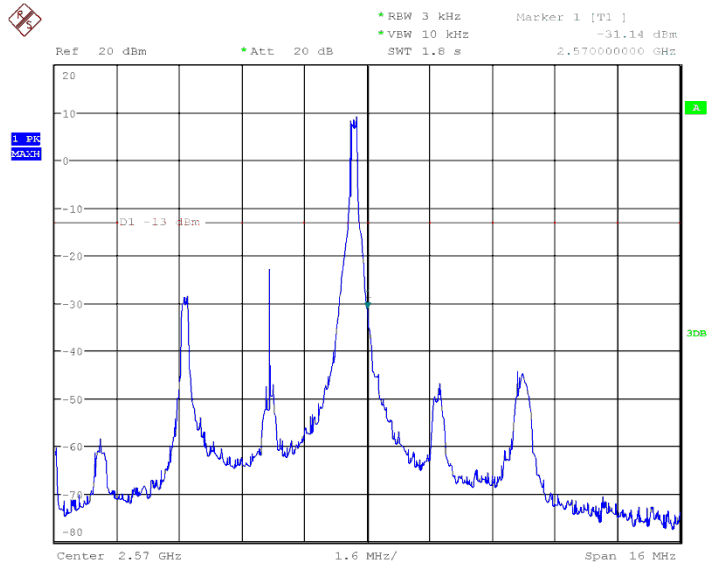
Date: 1.JAN.2003 02:17:45

OBW: 1RB-high_offset



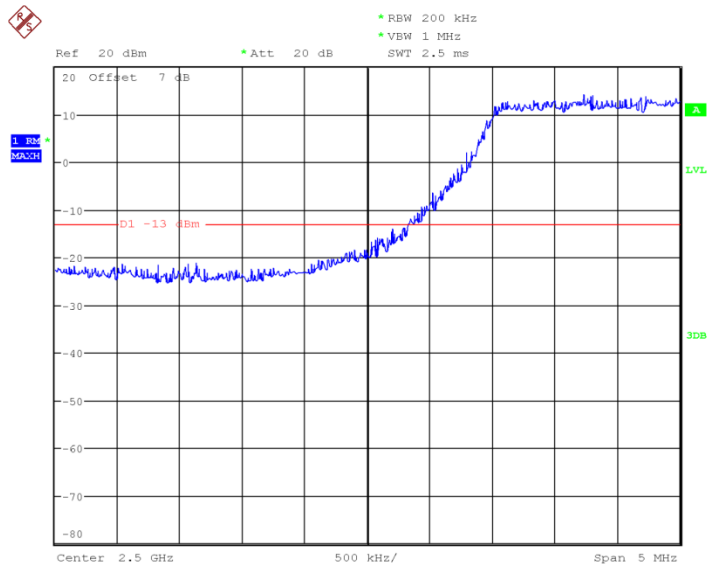
Date: 1.JAN.2003 02:21:29

HIGH BAND EDGE BLOCK-1RB-high_offset



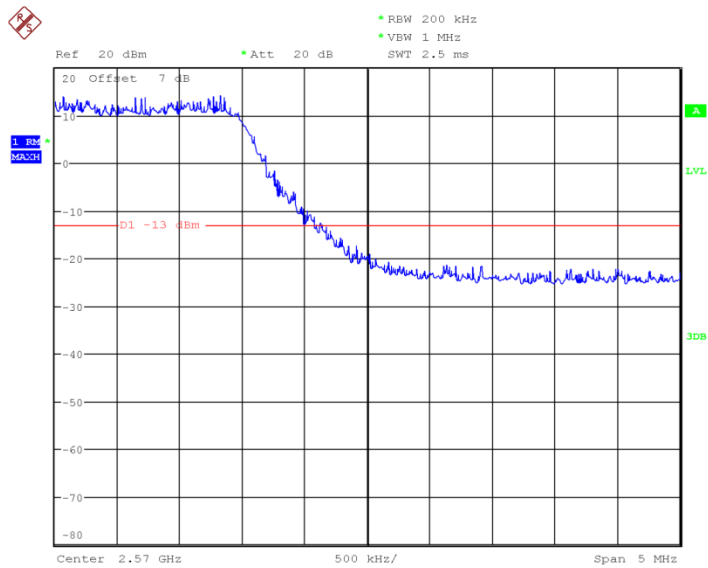
Date: 1.JAN.2003 02:23:07

LOW BAND EDGE BLOCK-20MHz-100%RB



Date: 3.FEB.2003 19:19:08

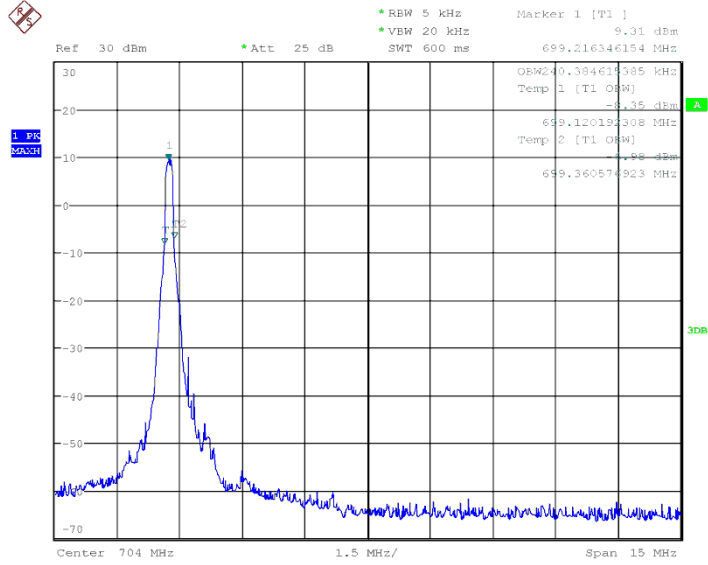
HIGH BAND EDGE BLOCK-20MHz-100%RB



Date: 3.FEB.2003 19:20:42

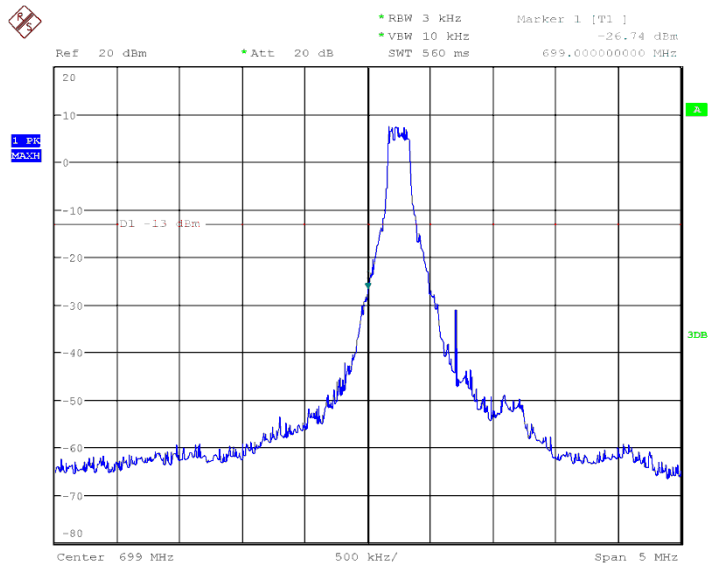
LTE band 12

OBW: 1RB-low_offset



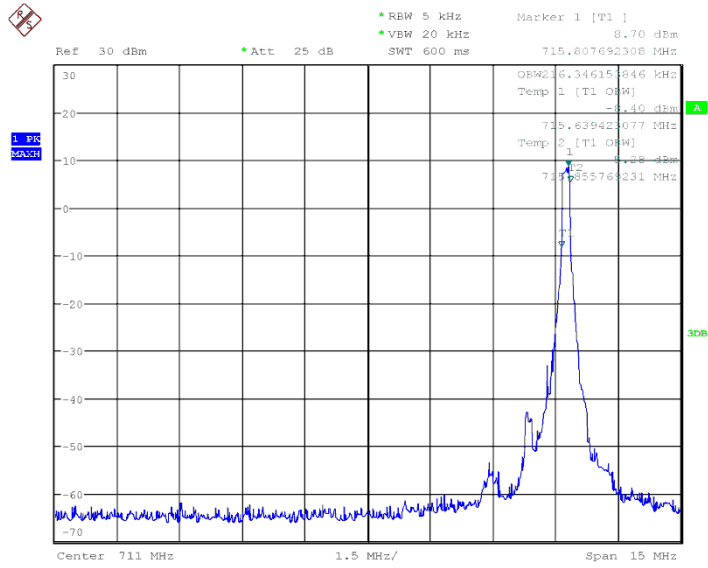
Date: 1.JAN.2003 02:47:04

LOW BAND EDGE BLOCK-1RB-low_offset



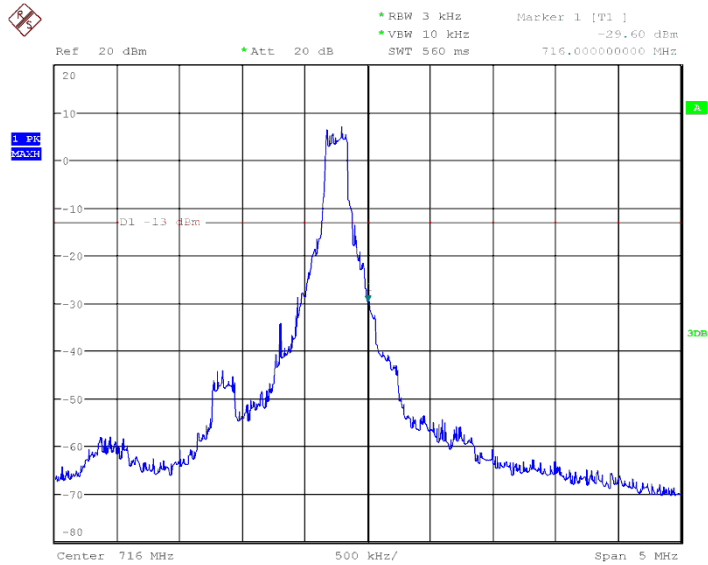
Date: 1.JAN.2003 02:48:25

OBW: 1RB-high_offset



Date: 1.JAN.2003 02:50:21

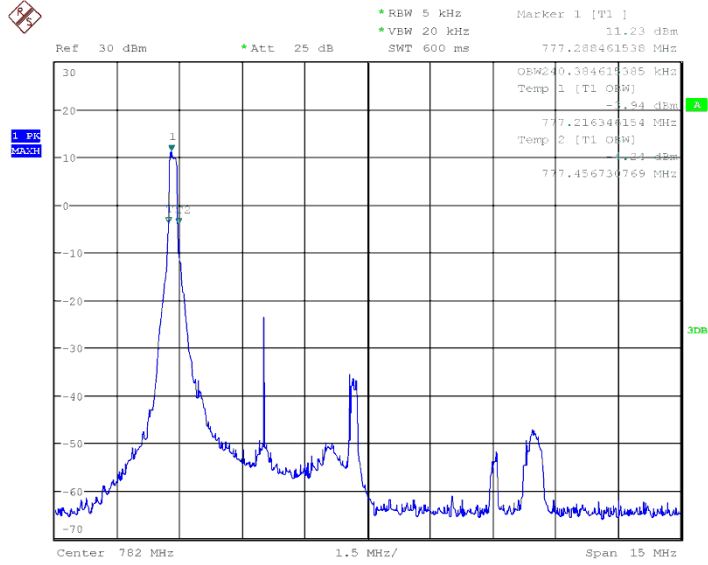
HIGH BAND EDGE BLOCK-1RB-high_offset



Date: 1.JAN.2003 02:51:35

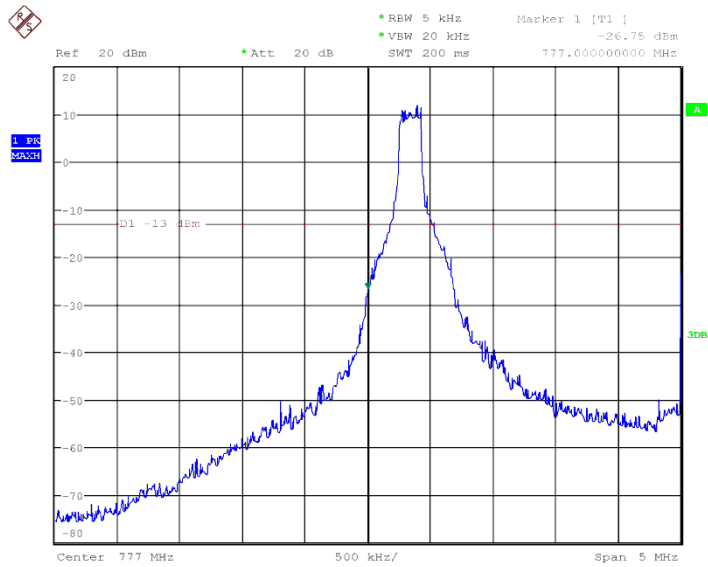
LTE band 13

OBW: 1RB-low_offset

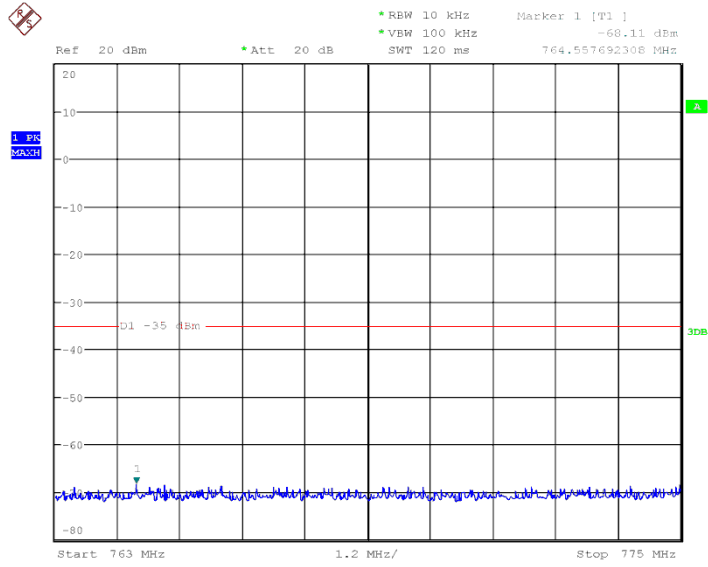


Date: 1.JAN.2003 02:57:30

LOW BAND EDGE BLOCK-1RB-low_offset

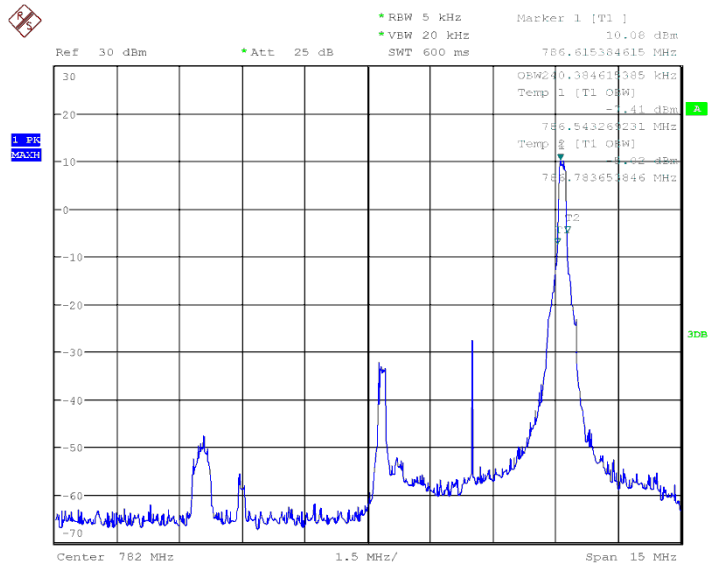


Date: 1.JAN.2003 02:58:56



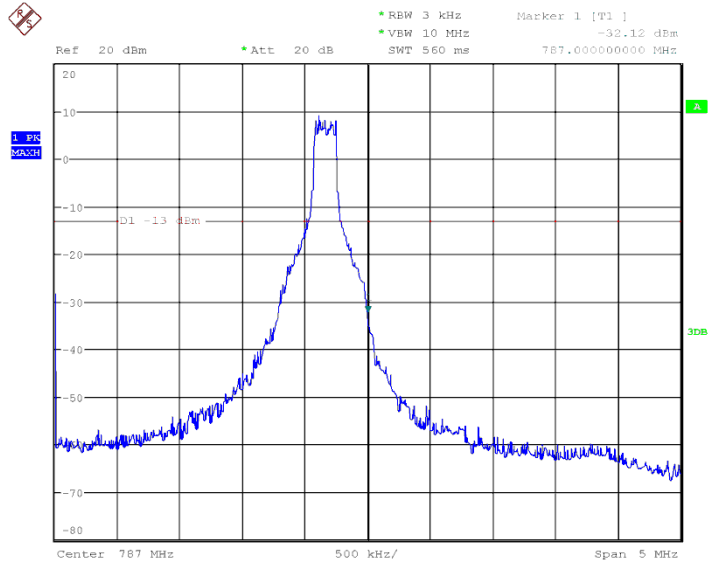
Date: 1.JAN.2003 03:00:36

OBW: 1RB-high_offset

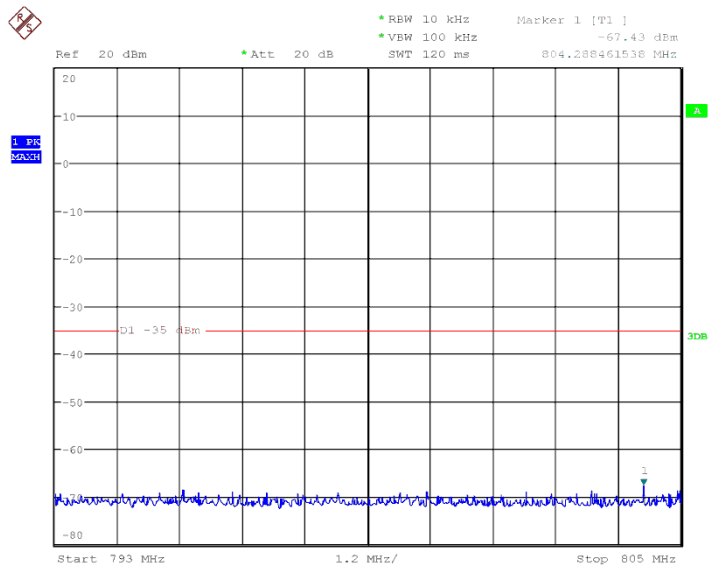


Date: 1.JAN.2003 03:03:36

HIGH BAND EDGE BLOCK-1RB-high_offset

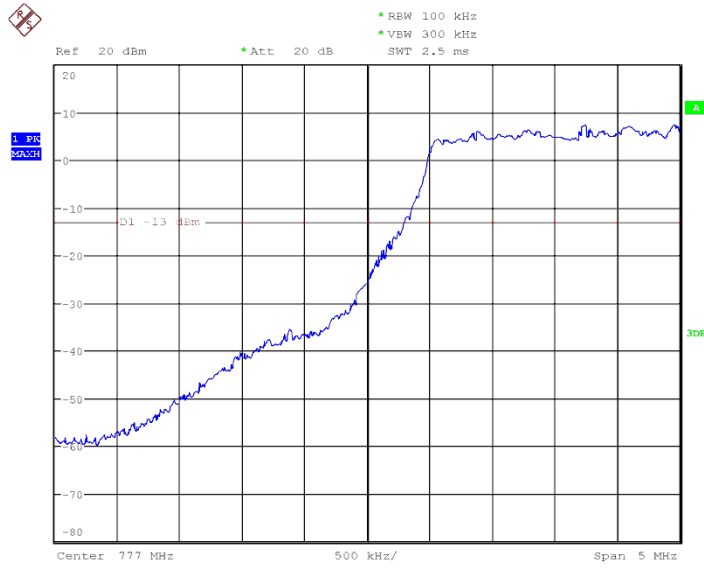


Date: 1.JAN.2003 03:05:18

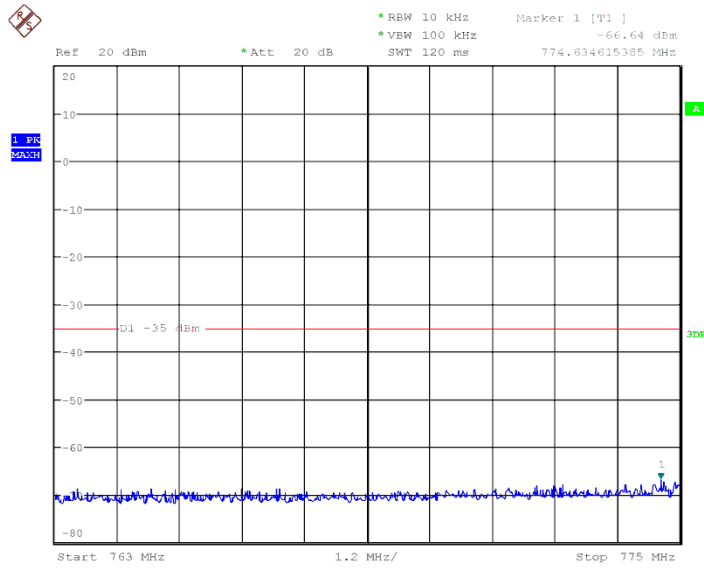


Date: 1.JAN.2003 03:06:25

LOW BAND EDGE BLOCK-QPSK-10MHz-100%RB



Date: 2.JUN.2017 17:45:07



Date: 2.JUN.2017 17:50:22

ANNEX A.7. CONDUCTED SPURIOUS EMISSION

Reference

FCC: CFR Part 22.917(b),24.238(a), 27.53(g),27.53(h), 27.53(m)

A.7.1 Measurement Method

The following steps outline the procedure used to measure the conducted emissions from the EUT.

1. Determine frequency range for measurements: From CFR 2.1057 the spectrum should be investigated from the lowest radio frequency generated in the equipment up to at least the 10th harmonic of the carrier frequency. For the mobile station equipment tested, this equates to a frequency range of 13 MHz to 9 GHz, data taken from 10 MHz to 25 GHz.
2. Determine EUT transmit frequencies: below outlines the band edge frequencies pertinent to conducted emissions testing.
3. The number of sweep points of spectrum analyzer is set to 30001 which is greater than span/RBW.

A. 7.2 Measurement Limit

Part 22.917(b),24.238(a), 27.53(g),27.53(h), 27.53(m) specify that the power of any emission outside of the authorized operating frequency ranges must be attenuated below the transmitting power (P) by a factor of at least $43 + 10 \log(P)$ dB.

The specification that emissions shall be attenuated below the transmitter power (P) by at least $43 + 10 \log (P)$ dB, translates in the relevant power range (1 to 0.001 W) to -13 dBm. At 1 W the specified minimum attenuation becomes 43 dB and relative to a 30 dBm (1 W) carrier becomes a limit of -13 dBm. At 0.001 W (0 dBm) the minimum attenuation is 13 dB, which again yields a limit of -13 dBm. In this way a translation of the specification from relative to absolute terms is carried out.

Part 27.53(m)(4) specifies for mobile digital stations, the attenuation factor shall be not less than $40 + 10 \log (P)$ dB on all frequencies between the channel edge and 5 megahertz from the channel edge, $43 + 10 \log (P)$ dB on all frequencies between 5 megahertz and X megahertz from the channel edge, and $55 + 10 \log (P)$ dB on all frequencies more than X megahertz from the channel edge, where X is the greater of 6 megahertz or the actual emission bandwidth as defined in paragraph (m)(6) of this section. In addition, the attenuation factor shall not be less that $43 + 10 \log (P)$ dB on all frequencies between 2490.5 MHz and 2496 MHz and $55 + 10 \log (P)$ dB at or below 2490.5 MHz. Mobile Satellite Service licensees operating on frequencies below 2495 MHz may also submit a documented interference complaint against BRS licensees operating on channel BRS Channel 1 on the same terms and conditions as adjacent channel BRS or EBS licensees.

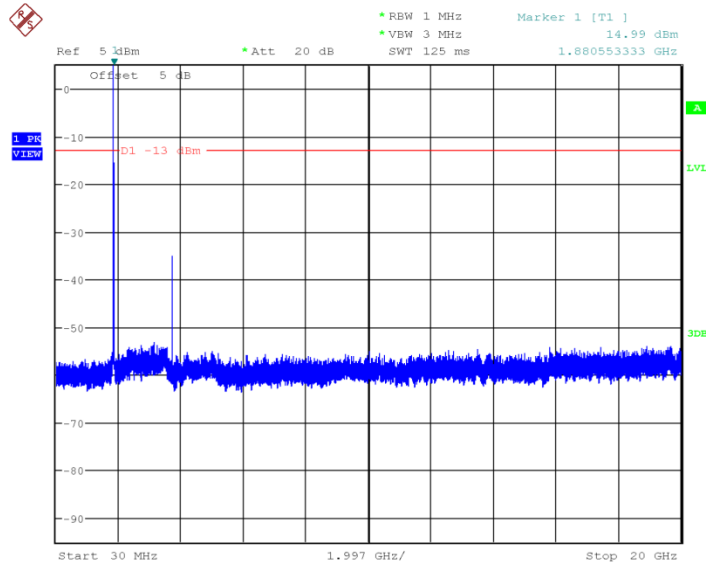
Measurement Uncertainty:

Frequency Range	Uncertainty
$30\text{MHz} \leq f \leq 2\text{GHz}$	0.63
$2\text{GHz} \leq f \leq 3.6\text{GHz}$	0.82

$3.6\text{GHz} \leq f \leq 8\text{GHz}$	1.55
$8\text{GHz} \leq f \leq 20\text{GHz}$	1.86
$20\text{GHz} \leq f \leq 22\text{GHz}$	1.90
$22\text{GHz} \leq f \leq 26\text{GHz}$	2.20

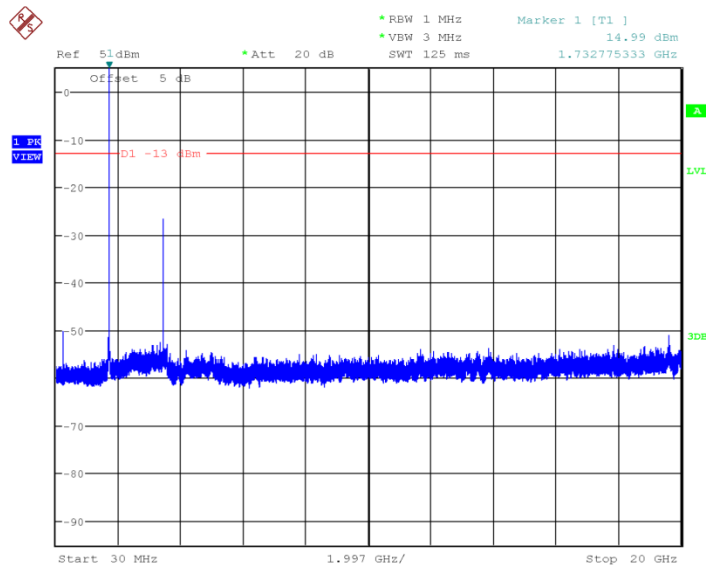
A. 7.3 Measurement result

Only worst case result is given below



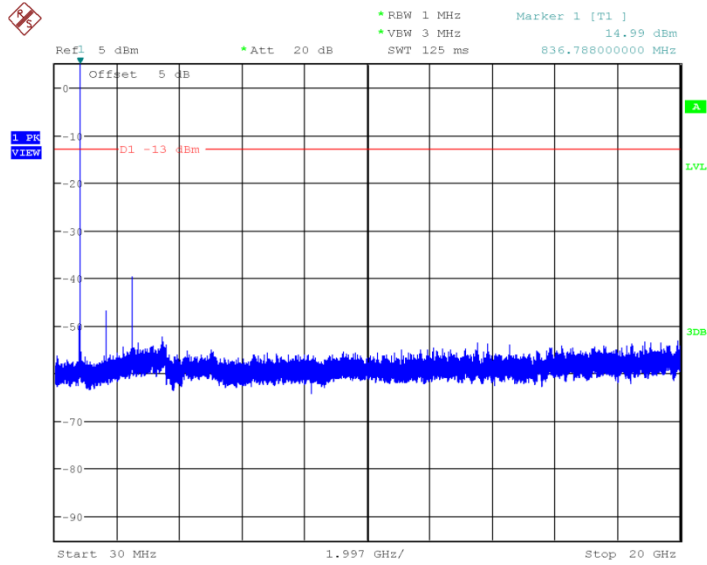
Date: 22.JAN.2003 15:58:56

LTE band 2: 30MHz – 20GHz
 Spurious emission limit –13dBm.



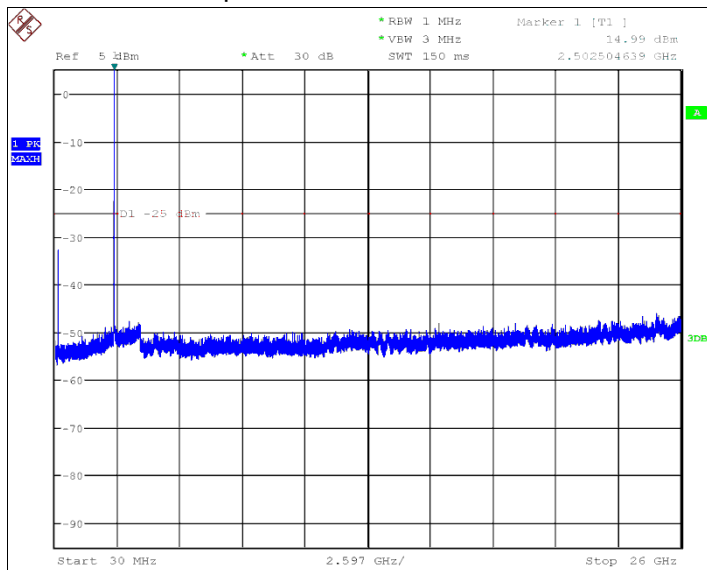
Date: 22.JAN.2003 15:59:43

LTE band 4: 30MHz – 20GHz
 Spurious emission limit –13dBm.



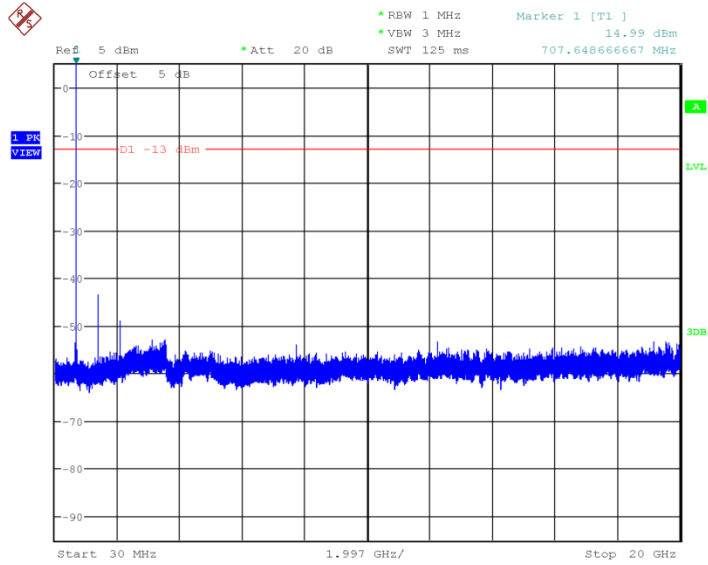
Date: 22.JAN.2003 16:38:54

LTE band 5: 30MHz – 10GHz Spurious emission limit –13dBm.



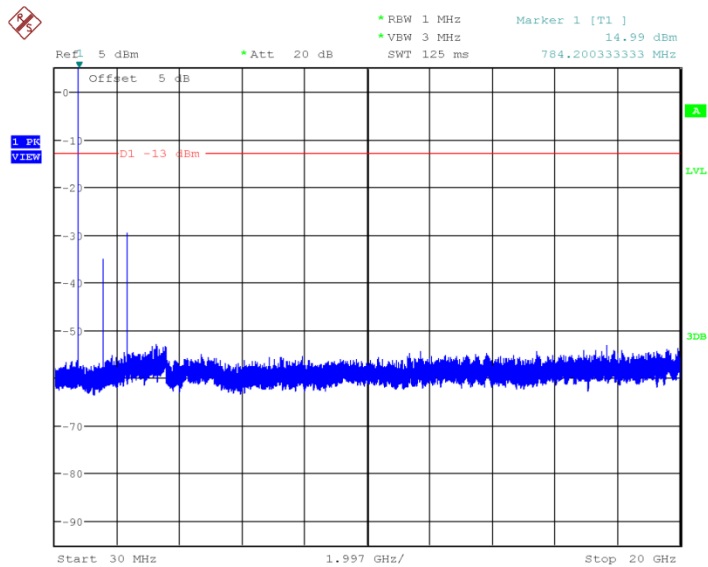
Date: 2.JUN.2017 19:10:31

LTE band 7: 30MHz – 26GHz Spurious emission limit –13dBm.



Date: 3.FEB.2003 18:50:55

LTE band 12: 30MHz – 10GHz
 Spurious emission limit –13dBm.



Date: 22.JAN.2003 16:48:52

LTE band 13: 30MHz – 10GHz
 Spurious emission limit –13dBm.

ANNEX A.8. PEAK-TO-AVERAGE POWER RATIO

Reference

FCC: CFR Part 24.232 (d), 27.50(a)

The peak-to-average power ratio (PAPR) of the transmitter output power must not exceed 13 dB. The PAPR measurements should be made using either an instrument with complementary cumulative distribution function (CCDF) capabilities to determine that PAPR will not exceed 13 dB for more than 0.1 percent of the time or other Commission approved procedure. The measurement must be performed using a signal corresponding to the highest PAPR expected during periods of continuous transmission.

According to KDB 971168 v02r02 5.7.1:

- a) Refer to instrument's analyzer instruction manual for details on how to use the power statistics/CCDF function;
- b) Set resolution/measurement bandwidth \geq signal's occupied bandwidth;
- c) Set the number of counts to a value that stabilizes the measured CCDF curve;
- d) Set the measurement interval to 1 ms
- e) Record the maximum PAPR level associated with a probability of 0.1%

A.8.1 Measurement limit

not exceed 13 dB

A.8.2 Measurement results

LTE band 2, 20MHz

Frequency(MHz)	PAPR(dB)	
	QPSK	16QAM
1880.0	4.97	6.31

LTE band 4, 20MHz

Frequency(MHz)	PAPR(dB)	
	QPSK	16QAM
1732.5	5	6.51

LTE band 5, 10MHz

Frequency(MHz)	PAPR(dB)	
	QPSK	16QAM
836.5	5.38	6.31

LTE band 7, 20MHz

Frequency(MHz)	PAPR(dB)	
	QPSK	16QAM
2535.0	4.94	6.31

LTE band 12, 10MHz

Frequency(MHz)	PAPR(dB)	
	707.5	QPSK
	4.39	5.35

LTE band 13, 10MHz

Frequency(MHz)	PAPR(dB)	
	782.0	QPSK
	5.19	6.03

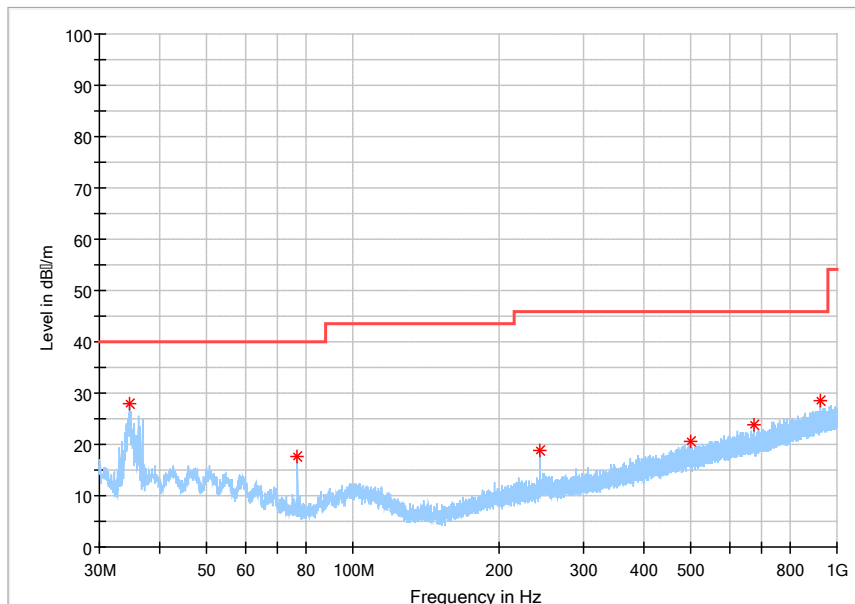
ANNEX A.9. RECEIVER RADIATION EMISSION

A.9.1 Method of Measurement

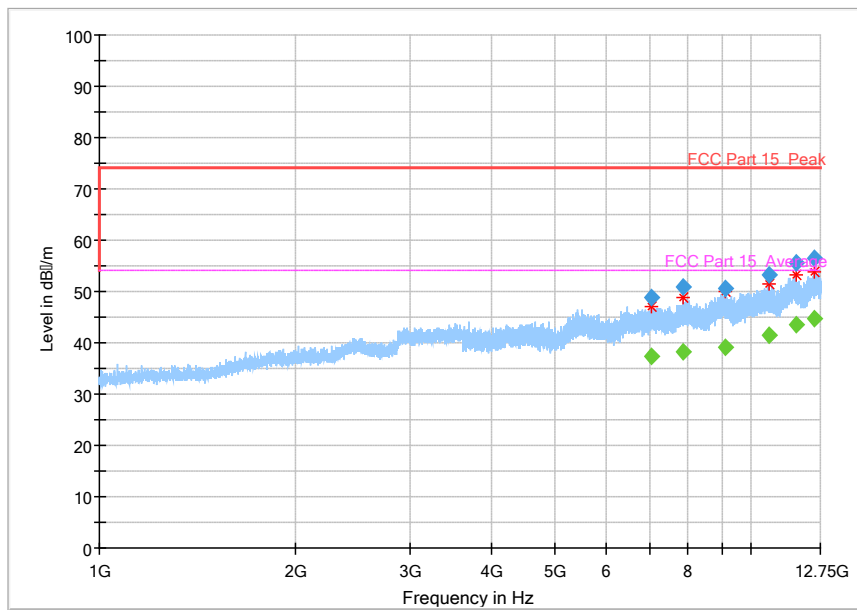
The EUT is placed on a 80cm height non-conductive table locating on the center of turntable. From 30MHz-1GHz, the measurement distance is 10m. For frequency range above 1GHz, the measurement distance is 3m.

The EUT is measured with travel charger and the operating mode is idle without CMW500's signaling.

A. 9.2 Measurement results



Idle Mode: 30MHz-1GHz



Idle Mode: 1GHz-12.75GHz

ANNEX B. Deviations from Prescribed Test Methods

No deviation from Prescribed Test Methods.

*******End OF Report*******