

No. 1 Workshop, M-10, Middle section, Science & Technology Park,
Shenzhen, Guangdong, China 518057

Telephone: +86 (0) 755 2601 2053
Fax: +86 (0) 755 2671 0594
Email: ee.shenzhen@sgs.com

Report No.: ZR/2019/A002605
Page: 1 of 27

TEST REPORT

Application No.: ZR/2019/A0026
Applicant: Lenovo(Shanghai) Electronics Technology Co., Ltd.
Address of Applicant Section 304-305, Building No. 4, # 222, Meiyue Road, China (Shanghai)
Pilot Free Trade Zone
Manufacturer: Lenovo PC HK Limited
Address of Manufacturer 23/F, Lincoln House, Taikoo Place 979 King's Road, Quarry Bay, Hong
Kong P.R.China
Factory: MOTOROLA (WUHAN) MOBILITY TECHNOLOGIES COMMUNICATION
CO. LTD.
Address of Factory 19 GAOXIN 4TH RD, EAST LAKE HIGH TECH ZONE, WUHAN HUBEI
CHINA
EUT Description: Portable Tablet Computer
Model No.: Lenovo TB-X606F
Trade Mark: Lenovo
FCC ID: O57TBX606F
Standard(s) : 47 CFR Part 15, Subpart B/ ICES-003:Issue 6
Date of Receipt: 2019/11/9
Date of Test: 2019/11/10 to 2019/11/21
Date of Issue: 2019/11/21

Test Result:	Pass*
---------------------	--------------

* In the configuration tested, the EUT complied with the standards specified above.

Authorized Signature:

Derek Yang
Wireless Laboratory Manager



Unless otherwise agreed in writing, this document is issued by the Company subject to its General Conditions of Service printed overleaf, available on request or accessible at <http://www.sgs.com/en/Terms-and-Conditions.aspx> and, for electronic format documents, subject to Terms and Conditions for Electronic Documents at <http://www.sgs.com/en/Terms-and-Conditions/Terms-e-Documents.aspx>. Attention is drawn to the limitation of liability, indemnification and jurisdiction issues defined therein. Any holder of this document is advised that information contained hereon reflects the Company's findings at the time of its intervention only and within the limits of Client's instructions, if any. The Company's sole responsibility is to its Client and this document does not exonerate parties to a transaction from exercising all their rights and obligations under the transaction documents. This document cannot be reproduced except in full, without prior written approval of the Company. Any unauthorized alteration, forgery or falsification of the content or appearance of this document is unlawful and offenders may be prosecuted to the fullest extent of the law. Unless otherwise stated the results shown in this test report refer only to the sample(s) tested and such sample(s) are retained for 30 days only.
Attention: To check the authenticity of testing /inspection report & certificate, please contact us at telephone: (86-755) 8307 1443, or email: CN.Doccheck@sgs.com



Revision Record				
Version	Chapter	Date	Modifier	Remark
Rev.00		2019/11/21		Original

Authorized for issue by:			
		 _____ (Mike Hu) /Project Engineer	2019/11/21 _____ Date
		 _____ (David Chen) /Reviewer	2019/11/21 _____ Date





2 Test Summary

Emission Part				
Item	Standard	Method	Requirement	Result
Conducted Emissions at Mains Terminals (150kHz-30MHz)	47 CFR Part 15, Subpart B ICES-003:Issue 6	ANSI C63.4:2014	Class B	Pass
Radiated Emissions (30MHz-1GHz)	47 CFR Part 15, Subpart B ICES-003:Issue 6	ANSI C63.4:2014	Class B	Pass
Radiated Emissions (above 1GHz)	47 CFR Part 15, Subpart B ICES-003:Issue 6	ANSI C63.4:2014	Class B	Pass

Internal Source	Upper Frequency
Below 1.705MHz	30MHz
1.705MHz to 108MHz	1GHz
108MHz to 500MHz	2GHz
500MHz to 1GHz	5GHz
Above 1GHz	5th harmonic of the highest frequency or 40GHz, whichever is lower





3 Contents

	Page
1 COVER PAGE	1
2 TEST SUMMARY	3
3 CONTENTS	4
4 GENERAL INFORMATION	5
4.1 DETAILS OF E.U.T.	5
4.2 DESCRIPTION OF SUPPORT UNITS	5
4.3 MEASUREMENT UNCERTAINTY	5
4.4 TEST LOCATION.....	6
4.5 TEST FACILITY.....	6
4.6 DEVIATION FROM STANDARDS.....	6
4.7 ABNORMALITIES FROM STANDARD CONDITIONS	6
5 EQUIPMENT LIST	7
6 EMISSION TEST RESULTS	9
6.1 CONDUCTED EMISSIONS AT MAINS TERMINALS (150KHZ-30MHZ).....	9
6.1.1 <i>E.U.T. Operation</i>	9
6.1.2 <i>Test Setup Diagram</i>	10
6.1.3 <i>Measurement Data</i>	10
6.2 RADIATED EMISSIONS (30MHZ-1GHZ).....	15
6.2.1 <i>E.U.T. Operation</i>	15
6.2.2 <i>Test Setup Diagram</i>	16
6.2.3 <i>Measurement Data</i>	16
6.3 RADIATED EMISSIONS (ABOVE 1GHZ).....	21
6.3.1 <i>E.U.T. Operation</i>	21
6.3.2 <i>Test Setup Diagram</i>	22
6.3.3 <i>Measurement Data</i>	22
7 PHOTOGRAPHS	27
7.1 TEST SETUP.....	27
7.2 EUT CONSTRUCTIONAL DETAILS (EUT PHOTOS).....	27



4 General Information

4.1 Details of E.U.T.

Power Supply:	DC 3.86V from internal rechargeable battery or from AC/DC adapter Model No.: SC-41 AC Input: 100-240V 50/60Hz 0.3A DC Output: DC 5V 2A
Cable:	USB cable: 100cm shielded

Battery			
Battery1	Lenovo(SCUD)	L19D1P32	3.86V; 5000mAh/19.3Wh/1cell
Battery2	Lenovo(ATL)	L19D1P32	3.86V; 5000mAh/19.3Wh/1cell
USB Cable			
USB Cable1	Lenovo(LiQi)	-	1.0m shielded cable without core
USB Cable2	Lenovo(Saibao)	-	1.0m shielded cable without core
Adapter			
Adapter1 (US)	Lenovo(Salom)	SC-41	I/P: 100-240 Vac, 300mA ,50/60HZ O/P: 5Vdc 2000mA
Adapter2 (US)	Lenovo(Acbel)	SC-41	I/P: 100-240 Vac, 300mA ,50/60HZ O/P: 5Vdc 2000mA
Smart Charging Station			
Smart Charging Station1	Lenovo	Lenovo CD-100	I/P: 5Vdc 2000mA O/P: 5Vdc 2000mA

4.2 Description of Support Units

Description	Manufacturer	Model No.	Serial No.
Mouse	Lenovo	M-U0025-O	REF. No.:SEA2400
Router	NETGEAR	DGN2200	REF. No.SEA2200
Laptop	Lenovo	L480	PF-1N6C3V
SD Card	Kingston	SD-K08G	REF.No.SEA0300

4.3 Measurement Uncertainty

No.	Item	Measurement Uncertainty
1	Conduction Emission	± 3.0dB (150kHz to 30MHz)
2	Radiated Emission	± 4.5dB (30MHz-1GHz)
		± 4.8dB (1GHz-6GHz)
3	Temperature test	± 1 °C
4	Humidity test	± 3%



Unless otherwise agreed in writing, this document is issued by the Company subject to its General Conditions of Service printed overleaf, available on request or accessible at <http://www.sgs.com/en/Terms-and-Conditions.aspx> and, for electronic format documents, subject to Terms and Conditions for Electronic Documents at <http://www.sgs.com/en/Terms-and-Conditions/Terms-e-Documents.aspx>. Attention is drawn to the limitation of liability, indemnification and jurisdiction issues defined therein. Any holder of this document is advised that information contained hereon reflects the Company's findings at the time of its intervention only and within the limits of Client's instructions, if any. The Company's sole responsibility is to its Client and this document does not exonerate parties to a transaction from exercising all their rights and obligations under the transaction documents. This document cannot be reproduced except in full, without prior written approval of the Company. Any unauthorized alteration, forgery or falsification of the content or appearance of this document is unlawful and offenders may be prosecuted to the fullest extent of the law. Unless otherwise stated the results shown in this test report refer only to the sample(s) tested and such sample(s) are retained for 30 days only.

Attention: To check the authenticity of testing / inspection report & certificate, please contact us at telephone: (86-755) 8307 1443, or email: CN.Doccheck@sgs.com



4.4 Test Location

All tests were performed at:

SGS-CSTC Standards Technical Services Co., Ltd., Shenzhen Branch

No. 1 Workshop, M-10, Middle Section, Science & Technology Park, Shenzhen, Guangdong, China. 518057.

Tel: +86 755 2601 2053 Fax: +86 755 2671 0594

No tests were sub-contracted.

4.5 Test Facility

The test facility is recognized, certified, or accredited by the following organizations:

• **CNAS (No. CNAS L2929)**

CNAS has accredited SGS-CSTC Standards Technical Services Co., Ltd. Shenzhen Branch EMC Lab to ISO/IEC 17025:2005 General Requirements for the Competence of Testing and Calibration Laboratories (CNAS-CL01 Accreditation Criteria for the Competence of Testing and Calibration Laboratories) for the competence in the field of testing.

• **A2LA (Certificate No. 3816.01)**

SGS-CSTC Standards Technical Services Co., Ltd., Shenzhen EMC Laboratory is accredited by the American Association for Laboratory Accreditation(A2LA). Certificate No. 3816.01.

• **VCCI**

The 3m Fully-anechoic chamber for above 1GHz, 10m Semi-anechoic chamber for below 1GHz, Shielded Room for Mains Port Conducted Interference Measurement and Telecommunication Port Conducted Interference Measurement of SGS-CSTC Standards Technical Services Co., Ltd. have been registered in accordance with the Regulations for Voluntary Control Measures with Registration No.: G-20026, R-14188, C-12383 and T-11153 respectively.

• **FCC –Designation Number: CN1178**

SGS-CSTC Standards Technical Services Co., Ltd., Shenzhen EMC Laboratory has been recognized as an accredited testing laboratory.

Designation Number: CN1178. Test Firm Registration Number: 406779.

• **Innovation, Science and Economic Development Canada**

SGS-CSTC Standards Technical Services Co., Ltd., Shenzhen EMC Laboratory has been recognized by ISED as an accredited testing laboratory.

CAB identifier: CN0006.

IC#: 4620C.

4.6 Deviation from Standards

None

4.7 Abnormalities from Standard Conditions

None



Unless otherwise agreed in writing, this document is issued by the Company subject to its General Conditions of Service printed overleaf, available on request or accessible at <http://www.sgs.com/en/Terms-and-Conditions.aspx> and, for electronic format documents, subject to Terms and Conditions for Electronic Documents at <http://www.sgs.com/en/Terms-and-Conditions/Terms-e-Documents.aspx>. Attention is drawn to the limitation of liability, indemnification and jurisdiction issues defined therein. Any holder of this document is advised that information contained hereon reflects the Company's findings at the time of its intervention only and within the limits of Client's instructions, if any. The Company's sole responsibility is to its Client and this document does not exonerate parties to a transaction from exercising all their rights and obligations under the transaction documents. This document cannot be reproduced except in full, without prior written approval of the Company. Any unauthorized alteration, forgery or falsification of the content or appearance of this document is unlawful and offenders may be prosecuted to the fullest extent of the law. Unless otherwise stated the results shown in this test report refer only to the sample(s) tested and such sample(s) are retained for 30 days only. Attention: To check the authenticity of testing /inspection report & certificate, please contact us at telephone: (86-755) 8307 1443, or email: CN.Doccheck@sgs.com



5 Equipment List

Conducted Emissions at Mains Terminals (150kHz-30MHz)					
Equipment	Manufacturer	Model No	Inventory No	Cal Date	Cal Due Date
Shielding Room	ChangZhou ZhongYu	GB-88	SEM001-06	2019-06-13	2022-06-12
Measurement Software	AUDIX	e3 V5.4.1221d	N/A	N/A	N/A
Coaxial Cable	SGS	N/A	SEM024-01	2019-07-11	2020-07-10
LISN	Rohde & Schwarz	ENV216	SEM007-01	2019-09-24	2020-09-23
LISN	ETS-LINDGREN	3816/2	SEM007-02	2019-04-01	2020-03-31
EMI Test Receiver	Rohde & Schwarz	ESCI	SEM004-02	2019-04-01	2020-03-31

Radiated Emissions (30MHz-1GHz)					
Equipment	Manufacturer	Model No	Inventory No	Cal Date	Cal Due Date
10m Semi-Anechoic Chamber	SAEMC	FSAC1018	SEM001-03	2019-03-31	2021-03-30
Measurement Software	AUDIX	e3 V8.2014-6-27	N/A	N/A	N/A
Coaxial Cable	SGS	N/A	SEM029-01	2019-07-11	2020-07-10
EMI Test Receiver (9kHz-7GHz)	Rohde & Schwarz	ESR	SEM004-03	2019-04-01	2020-03-31
Trilog-Broadband Antenna(30MHz-1GHz)	Schwarzbeck	VULB9168	SEM003-18	2019-08-08	2022-08-07
Pre-amplifier	Sonoma Instrument Co	310N	SEM005-04	2019-04-12	2020-04-11

Radiated Emissions (above 1GHz)					
Equipment	Manufacturer	Model No	Inventory No	Cal Date	Cal Due Date
3m Semi-Anechoic Chamber	AUDIX	N/A	SEM001-02	2018-03-13	2021-03-12
Measurement Software	AUDIX	e3 V8.2014-6-27	N/A	N/A	N/A
Coaxial Cable	SGS	N/A	SEM026-01	2019-07-11	2020-07-10
EXA Spectrum Analyzer	AgilentTechnologies Inc	N9010A	SEM004-09	2019-04-12	2020-04-11
Horn Antenna(1-18GHz)	Rohde & Schwarz	HF907	SEM003-07	2018-04-13	2021-04-12
Pre-Amplifier(0.1-26.5GHz)	Compliance Directions Systems Inc.	PAP-0126	SEM004-11	2019-09-24	2020-09-23





General used equipment					
Equipment	Manufacturer	Model No	Inventory No	Cal Date	Cal Due Date
Humidity/ Temperature Indicator	Shanghai Meteorological Industry Factory	ZJ1-2B	SEM002-03	2019-09-26	2020-09-25
Humidity/ Temperature Indicator	Shanghai Meteorological Industry Factory	ZJ1-2B	SEM002-04	2019-09-26	2020-09-25
Humidity/ Temperature Indicator	Mingle	N/A	SEM002-08	2019-09-26	2020-09-25
Barometer	Changchun Meteorological Industry Factory	DYM3	SEM002-01	2019-04-04	2020-04-03



Unless otherwise agreed in writing, this document is issued by the Company subject to its General Conditions of Service printed overleaf, available on request or accessible at <http://www.sgs.com/en/Terms-and-Conditions.aspx> and, for electronic format documents, subject to Terms and Conditions for Electronic Documents at <http://www.sgs.com/en/Terms-and-Conditions/Terms-e-Documents.aspx>. Attention is drawn to the limitation of liability, indemnification and jurisdiction issues defined therein. Any holder of this document is advised that information contained hereon reflects the Company's findings at the time of its intervention only and within the limits of Client's instructions, if any. The Company's sole responsibility is to its Client and this document does not exonerate parties to a transaction from exercising all their rights and obligations under the transaction documents. This document cannot be reproduced except in full, without prior written approval of the Company. Any unauthorized alteration, forgery or falsification of the content or appearance of this document is unlawful and offenders may be prosecuted to the fullest extent of the law. Unless otherwise stated the results shown in this test report refer only to the sample(s) tested and such sample(s) are retained for 30 days only.

Attention: To check the authenticity of testing /inspection report & certificate, please contact us at telephone: (86-755) 8307 1443, or email: CN.Doccheck@sgs.com
 No.1 Workshop, M-10, Middle Section, Science & Technology Park, Shenzhen, China 518057 t (86-755) 26012053 f (86-755) 26710594 www.sgs.com.cn
 中国·深圳·科技园中区M-10栋一号厂房 邮编: 518057 t (86-755) 26012053 f (86-755) 26710594 sgs.china@sgs.com

6 Emission Test Results

6.1 Conducted Emissions at Mains Terminals (150kHz-30MHz)

Test Requirement:	47 CFR Part 15, Subpart B
Test Method:	ANSI C63.4:2014
Frequency Range:	150kHz to 30MHz
Limit:	
0.15M-0.5MHz	66dB(μV)-56dB(μV) quasi-peak, 56dB(μV)-46dB(μV) average
0.5M-5MHz	56dB(μV) quasi-peak, 46dB(μV) average
5M-30MHz	60dB(μV) quasi-peak, 50dB(μV) average
Detector:	Peak for pre-scan (9kHz resolution bandwidth) 0.15M to 30MHz

6.1.1 E.U.T. Operation

Operating Environment:

Temperature: 20.4 °C Humidity: 51.6 % RH Atmospheric Pressure: 1010 mbar

Pretest these modes to find the worst case:

- a: Transfer data between the EUT1 and the PC+USB cable1
- b: Transfer data between the EUT1 and the PC+USB cable2
- c: BT+WLAN+GPS Rx+playing MP4 (SD card)+earphone+EUT1+Cable(Worst)+adapter1
- d: BT+WLAN+GPS Rx+camera (Front)+earphone+EUT1+Cable(Worst)+adapter2
- e: BT+WLAN+GPS Rx+camera (Back)+earphone+EUT1+Cable(Worst)+adapter(worst)
- f: BT+FM+WLAN+GPS Rx+earphone+EUT1+Cable(Worst)+adapter(worst)
- g: BT+WLAN+GPS Rx+playing MP4 (SD card)+earphone+EUT1+Smart charging station
- i: Worst mode+EUT2+adapter(Worst)
- j: Worst mode+EUT3+adapter(Worst)
- k: Worst mode+EUT4+adapter(Worst)

The worst case for final test:

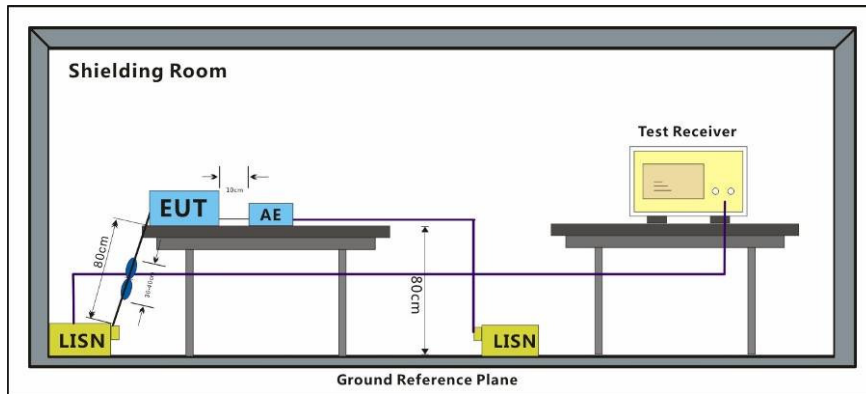
- a: Transfer data between the EUT1 and the PC+USB cable1
- b: Transfer data between the EUT1 and the PC+USB cable2
- c: BT+WLAN+GPS Rx+playing MP4 (SD card)+earphone+EUT1+Cable1+adapter1
- d: BT+WLAN+GPS Rx+camera (Front)+earphone+EUT1+Cable1+adapter2
- e: BT+WLAN+GPS Rx+camera (Back)+earphone+EUT1+Cable1+adapter2
- f: BT+FM+WLAN+GPS Rx+earphone+EUT1+Cable1+adapter2
- g: BT+WLAN+GPS Rx+playing MP4 (SD card)+earphone+EUT1+Smart charging station
- i: BT+WLAN+GPS Rx+playing MP4 (SD card)+earphone +EUT2+adapter2
- j: BT+WLAN+GPS Rx+playing MP4 (SD card)+earphone +EUT3+adapter2
- k: BT+WLAN+GPS Rx+playing MP4 (SD card)+earphone +EUT4+adapter2



Unless otherwise agreed in writing, this document is issued by the Company subject to its General Conditions of Service printed overleaf, available on request or accessible at <http://www.sgs.com/en/Terms-and-Conditions.aspx> and, for electronic format documents, subject to Terms and Conditions for Electronic Documents at <http://www.sgs.com/en/Terms-and-Conditions/Terms-e-Documents.aspx>. Attention is drawn to the limitation of liability, indemnification and jurisdiction issues defined therein. Any holder of this document is advised that information contained hereon reflects the Company's findings at the time of its intervention only and within the limits of Client's instructions, if any. The Company's sole responsibility is to its Client and this document does not exonerate parties to a transaction from exercising all their rights and obligations under the transaction documents. This document cannot be reproduced except in full, without prior written approval of the Company. Any unauthorized alteration, forgery or falsification of the content or appearance of this document is unlawful and offenders may be prosecuted to the fullest extent of the law. Unless otherwise stated the results shown in this test report refer only to the sample(s) tested and such sample(s) are retained for 30 days only.

Attention: To check the authenticity of testing / inspection report & certificate, please contact us at telephone: (86-755) 8307 1443, or email: CN.Doccheck@sgs.com

6.1.2 Test Setup Diagram



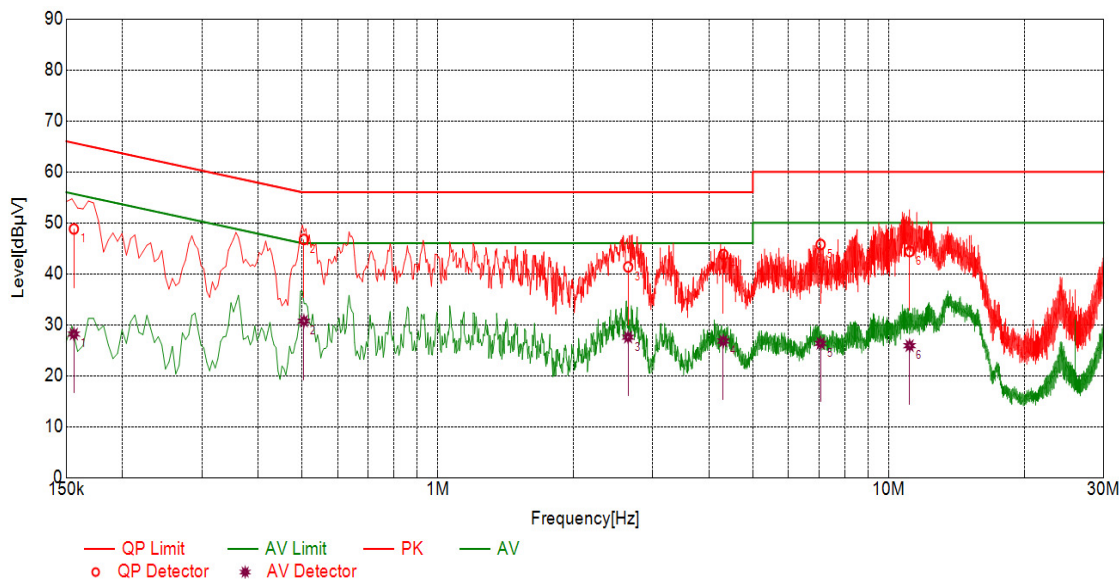
6.1.3 Measurement Data

An initial pre-scan was performed with peak detector. Quasi-Peak or Average measurement were performed at the frequencies with maximized peak emission were detected.



Unless otherwise agreed in writing, this document is issued by the Company subject to its General Conditions of Service printed overleaf, available on request or accessible at <http://www.sgs.com/en/Terms-and-Conditions.aspx> and, for electronic format documents, subject to Terms and Conditions for Electronic Documents at <http://www.sgs.com/en/Terms-and-Conditions/Terms-e-Documents.aspx>. Attention is drawn to the limitation of liability, indemnification and jurisdiction issues defined therein. Any holder of this document is advised that information contained hereon reflects the Company's findings at the time of its intervention only and within the limits of Client's instructions, if any. The Company's sole responsibility is to its Client and this document does not exonerate parties to a transaction from exercising all their rights and obligations under the transaction documents. This document cannot be reproduced except in full, without prior written approval of the Company. Any unauthorized alteration, forgery or falsification of the content or appearance of this document is unlawful and offenders may be prosecuted to the fullest extent of the law. Unless otherwise stated the results shown in this test report refer only to the sample(s) tested and such sample(s) are retained for 30 days only.

Mode:d; Line:Live Line



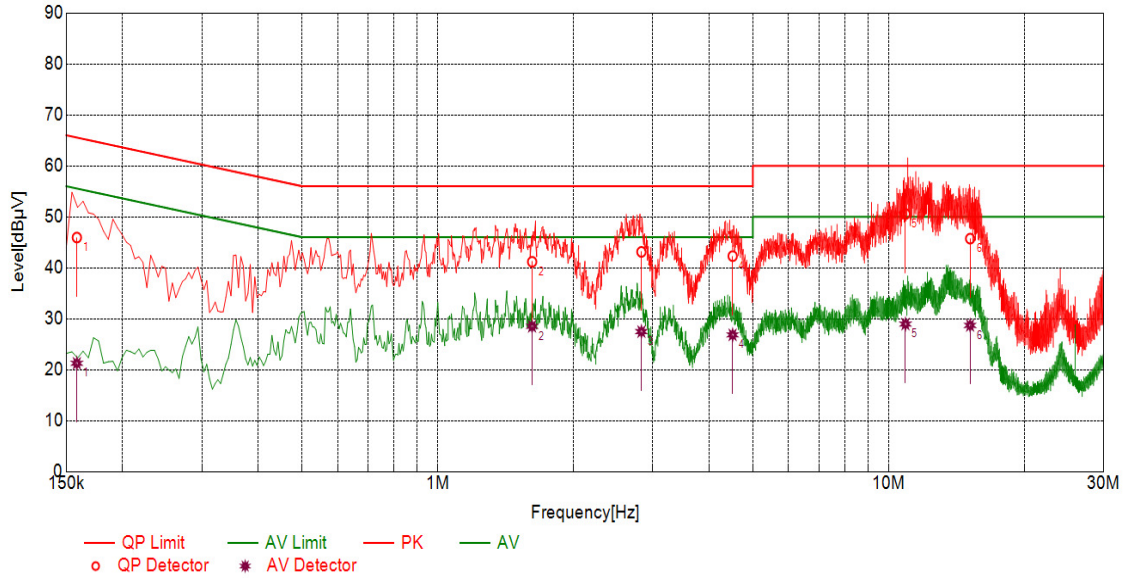
Final Data List

NO.	Freq. [MHz]	Factor [dB]	QP Value [dBμV]	QP Limit [dBμV]	QP Margin [dB]	AV Value [dBμV]	AV Limit [dBμV]	AV Margin [dB]	Type
1	0.1560	10.10	48.80	65.67	16.87	28.17	55.67	27.50	L
2	0.5050	10.10	46.74	56.00	9.26	30.71	46.00	15.29	L
3	2.6447	10.10	41.35	56.00	14.65	27.55	46.00	18.45	L
4	4.3005	10.10	43.77	56.00	12.23	26.80	46.00	19.20	L
5	7.0671	10.10	45.74	60.00	14.26	26.35	50.00	23.65	L
6	11.1323	10.10	44.38	60.00	15.62	25.89	50.00	24.11	L



Unless otherwise agreed in writing, this document is issued by the Company subject to its General Conditions of Service printed overleaf, available on request or accessible at <http://www.sgs.com/en/Terms-and-Conditions.aspx> and, for electronic format documents, subject to Terms and Conditions for Electronic Documents at <http://www.sgs.com/en/Terms-and-Conditions/Terms-e-Documents.aspx>. Attention is drawn to the limitation of liability, indemnification and jurisdiction issues defined therein. Any holder of this document is advised that information contained hereon reflects the Company's findings at the time of its intervention only and within the limits of Client's instructions, if any. The Company's sole responsibility is to its Client and this document does not exonerate parties to a transaction from exercising all their rights and obligations under the transaction documents. This document cannot be reproduced except in full, without prior written approval of the Company. Any unauthorized alteration, forgery or falsification of the content or appearance of this document is unlawful and offenders may be prosecuted to the fullest extent of the law. Unless otherwise stated the results shown in this test report refer only to the sample(s) tested and such sample(s) are retained for 30 days only.

Mode:d; Line:Neutral Line



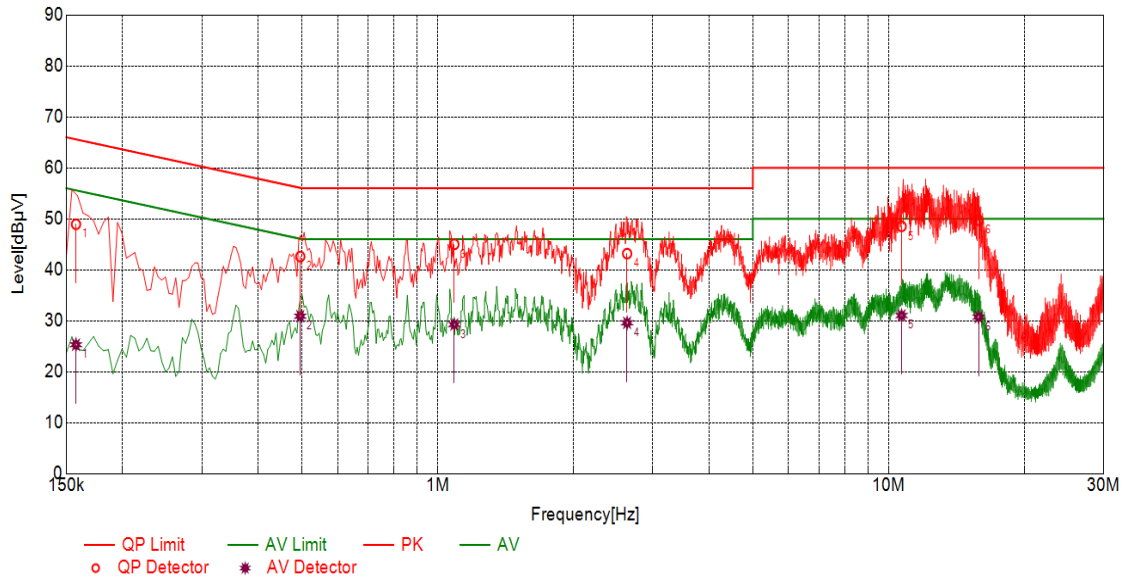
Final Data List

NO.	Freq. [MHz]	Factor [dB]	QP Value [dBµV]	QP Limit [dBµV]	QP Margin [dB]	AV Value [dBµV]	AV Limit [dBµV]	AV Margin [dB]	Type
1	0.1584	10.10	45.94	65.55	19.61	21.26	55.55	34.29	N
2	1.6193	10.10	41.18	56.00	14.82	28.51	46.00	17.49	N
3	2.8300	10.10	43.12	56.00	12.88	27.47	46.00	18.53	N
4	4.5090	10.10	42.30	56.00	13.70	26.83	46.00	19.17	N
5	10.8992	10.10	50.56	60.00	9.44	28.95	50.00	21.05	N
6	15.1634	10.11	45.72	60.00	14.28	28.69	50.00	21.31	N



Unless otherwise agreed in writing, this document is issued by the Company subject to its General Conditions of Service printed overleaf, available on request or accessible at <http://www.sgs.com/en/Terms-and-Conditions.aspx> and, for electronic format documents, subject to Terms and Conditions for Electronic Documents at <http://www.sgs.com/en/Terms-and-Conditions/Terms-e-Documents.aspx>. Attention is drawn to the limitation of liability, indemnification and jurisdiction issues defined therein. Any holder of this document is advised that information contained hereon reflects the Company's findings at the time of its intervention only and within the limits of Client's instructions, if any. The Company's sole responsibility is to its Client and this document does not exonerate parties to a transaction from exercising all their rights and obligations under the transaction documents. This document cannot be reproduced except in full, without prior written approval of the Company. Any unauthorized alteration, forgery or falsification of the content or appearance of this document is unlawful and offenders may be prosecuted to the fullest extent of the law. Unless otherwise stated the results shown in this test report refer only to the sample(s) tested and such sample(s) are retained for 30 days only.

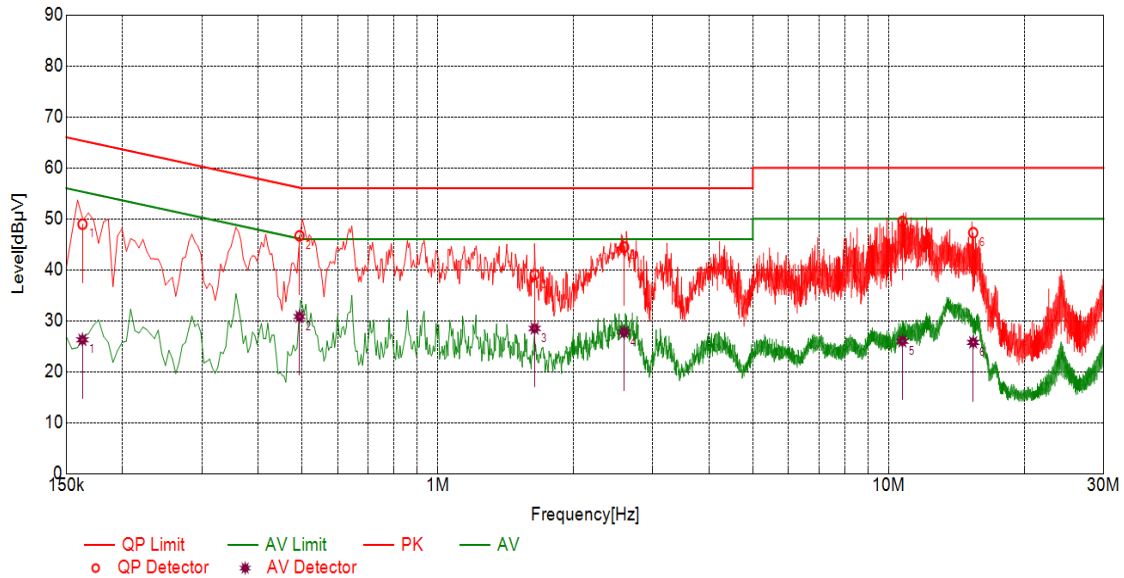
Mode:g; Line:Live Line



Final Data List									
NO.	Freq. [MHz]	Factor [dB]	QP Value [dBµV]	QP Limit [dBµV]	QP Margin [dB]	AV Value [dBµV]	AV Limit [dBµV]	AV Margin [dB]	Type
1	0.1577	10.10	48.93	65.59	16.66	25.29	55.59	30.30	L
2	0.4957	10.10	42.59	56.07	13.48	30.89	46.07	15.18	L
3	1.0886	10.10	45.00	56.00	11.00	29.26	46.00	16.74	L
4	2.6308	10.10	43.17	56.00	12.83	29.59	46.00	16.41	L
5	10.6846	10.10	48.52	60.00	11.48	31.03	50.00	18.97	L
6	15.8344	10.11	49.74	60.00	10.26	30.71	50.00	19.29	L



Mode:g; Line:Neutral Line



Final Data List									
NO.	Freq. [MHz]	Factor [dB]	QP Value [dBµV]	QP Limit [dBµV]	QP Margin [dB]	AV Value [dBµV]	AV Limit [dBµV]	AV Margin [dB]	Type
1	0.1630	10.10	48.95	65.31	16.36	26.26	55.31	29.05	N
2	0.4938	10.10	46.66	56.10	9.44	30.82	46.10	15.28	N
3	1.6406	10.10	39.05	56.00	16.95	28.49	46.00	17.51	N
4	2.5914	10.10	44.45	56.00	11.55	27.73	46.00	18.27	N
5	10.7296	10.10	49.49	60.00	10.51	25.98	50.00	24.02	N
6	15.4021	10.11	47.27	60.00	12.73	25.75	50.00	24.25	N



6.2 Radiated Emissions (30MHz-1GHz)

Test Requirement:	47 CFR Part 15, Subpart B
Test Method:	ANSI C63.4:2014
Frequency Range:	30MHz to 1GHz
Measurement Distance:	10m
Limit of 3m:	
30MHz -88MHz	40(dBμV/m) quasi-peak
88MHz-216MHz	43.5(dBμV/m) quasi-peak
216MHz-960MHz	46(dBμV/m) quasi-peak
960MHz-1000MHz	54(dBμV/m) quasi-peak
Detector:	Peak for pre-scan (120kHz resolution bandwidth) 30M to1000MHz

6.2.1 E.U.T. Operation

Operating Environment:

Temperature: 25 °C Humidity: 51 % RH Atmospheric Pressure: 1010 mbar

Pretest these modes to find the worst case:

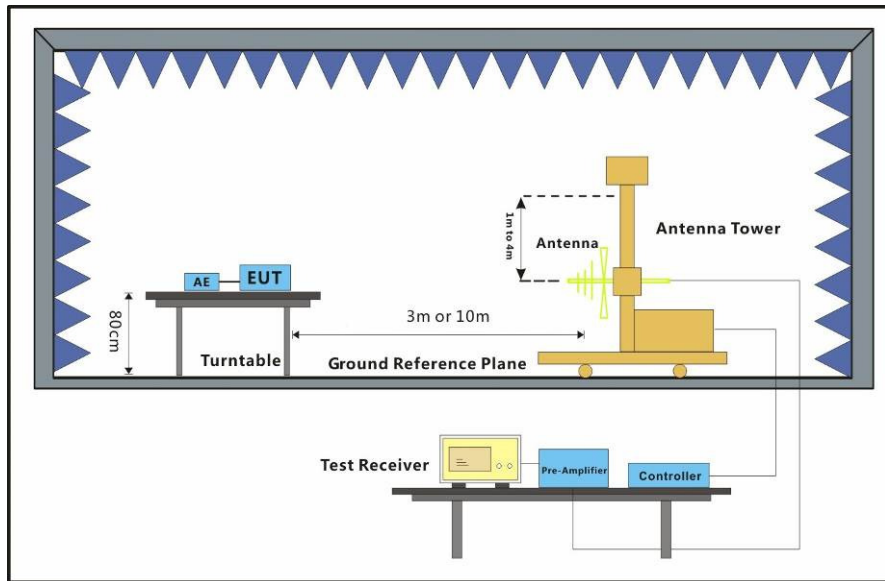
- a: Transfer data between the EUT1 and the PC+USB cable1
- b: Transfer data between the EUT1 and the PC+USB cable2
- c: BT+WLAN+GPS Rx+playing MP4 (SD card)+earphone+EUT1+Cable(Worst)+adapter1
- d: BT+WLAN+GPS Rx+camera (Front)+earphone+EUT1+Cable(Worst)+adapter2
- e: BT+WLAN+GPS Rx+camera (Back)+earphone+EUT1+Cable(Worst)+adapter(Worst)
- f: BT+FM+WLAN+GPS Rx+earphone+EUT1+Cable(Worst)+adapter(Worst)
- g: BT+WLAN+GPS Rx+playing MP4 (SD card)+earphone+EUT1+Smart charging station
- i: Worst mode+EUT2+adapter(Worst)
- j: Worst mode+EUT3+adapter(Worst)
- k: Worst mode+EUT4+adapter(Worst)

The worst case for final test:

- d: BT+WLAN+GPS Rx+camera (Front)+earphone+EUT1+Cable(Worst)+adapter2
- e: BT+WLAN+GPS Rx+camera (Back) +earphone+EUT1+ Cable(Worst)+ adapter (Worst)



6.2.2 Test Setup Diagram



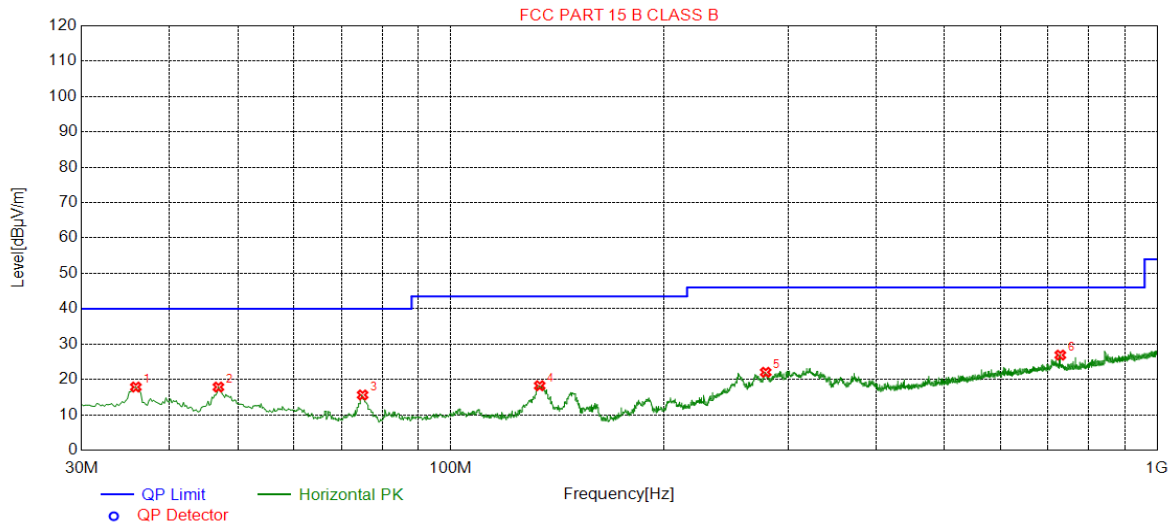
6.2.3 Measurement Data

An initial pre-scan was performed in the chamber using the spectrum analyser in peak detection mode. Quasi-peak measurements were conducted based on the peak sweep graph. The EUT was measured by BiConiLog antenna with 2 orthogonal polarities.



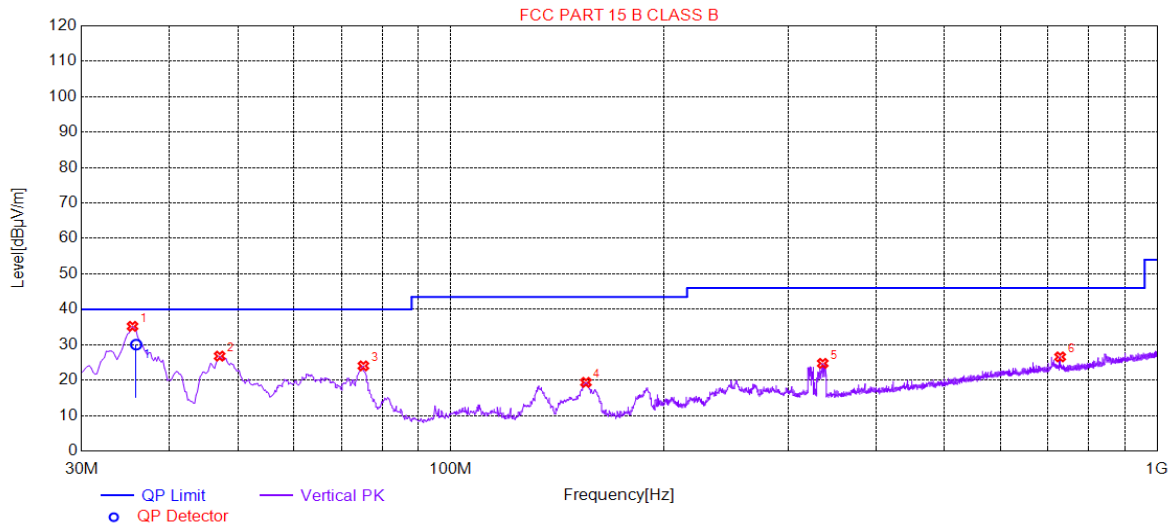
Unless otherwise agreed in writing, this document is issued by the Company subject to its General Conditions of Service printed overleaf, available on request or accessible at <http://www.sgs.com/en/Terms-and-Conditions.aspx> and, for electronic format documents, subject to Terms and Conditions for Electronic Documents at <http://www.sgs.com/en/Terms-and-Conditions/Terms-e-Documents.aspx>. Attention is drawn to the limitation of liability, indemnification and jurisdiction issues defined therein. Any holder of this document is advised that information contained hereon reflects the Company's findings at the time of its intervention only and within the limits of Client's instructions, if any. The Company's sole responsibility is to its Client and this document does not exonerate parties to a transaction from exercising all their rights and obligations under the transaction documents. This document cannot be reproduced except in full, without prior written approval of the Company. Any unauthorized alteration, forgery or falsification of the content or appearance of this document is unlawful and offenders may be prosecuted to the fullest extent of the law. Unless otherwise stated the results shown in this test report refer only to the sample(s) tested and such sample(s) are retained for 30 days only.

Mode:d;



Suspected List								
NO.	Freq. [MHz]	Level [dBµV/m]	Factor [dB]	Limit [dBµV/m]	Margin [dB]	Height [cm]	Angle [°]	Polarity
1	35.8212	17.86	-29.69	40.00	22.14	200	279	Horizontal
2	46.8814	17.85	-30.40	40.00	22.15	100	320	Horizontal
3	75.0170	15.62	-35.25	40.00	24.38	200	332	Horizontal
4	133.616	18.23	-35.25	43.50	25.27	200	346	Horizontal
5	279.145	22.03	-29.01	46.00	23.97	100	346	Horizontal
6	729.315	26.89	-18.82	46.00	19.11	100	61	Horizontal

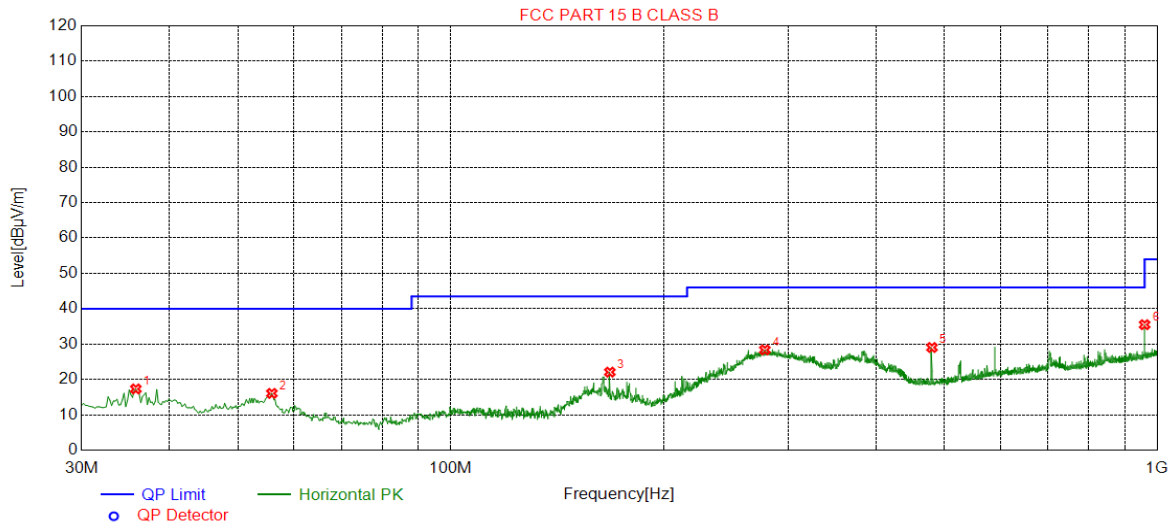




Suspected List								
NO.	Freq. [MHz]	Level [dBµV/m]	Factor [dB]	Limit [dBµV/m]	Margin [dB]	Height [cm]	Angle [°]	Polarity
1	35.4331	35.19	-29.82	40.00	4.81	100	346	Vertical
2	47.0754	26.79	-30.40	40.00	13.21	100	335	Vertical
3	75.2110	24.03	-35.29	40.00	15.97	100	0	Vertical
4	155.349	19.37	-34.84	43.50	24.13	100	10	Vertical
5	336.193	24.74	-27.24	46.00	21.26	100	40	Vertical
6	728.927	26.56	-18.83	46.00	19.44	100	276	Vertical

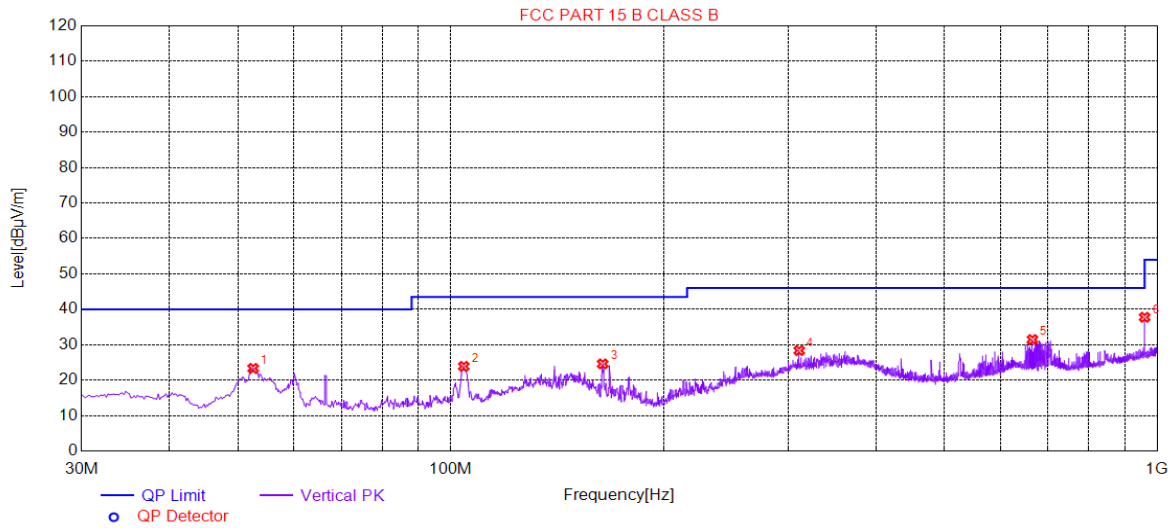


Mode:e;



Suspected List								
NO.	Freq. [MHz]	Level [dBµV/m]	Factor [dB]	Limit [dBµV/m]	Margin [dB]	Height [cm]	Angle [°]	Polarity
1	35.8212	17.32	-29.69	40.00	22.68	200	302	Horizontal
2	55.8072	16.06	-31.24	40.00	23.94	200	308	Horizontal
3	167.961	22.07	-34.16	43.50	21.43	200	274	Horizontal
4	278.369	28.37	-29.02	46.00	17.63	100	258	Horizontal
5	479.976	29.04	-23.82	46.00	16.96	100	123	Horizontal
6	960.028	35.49	-15.34	54.00	18.51	100	211	Horizontal





Suspected List								
NO.	Freq. [MHz]	Level [dBµV/m]	Factor [dB]	Limit [dBµV/m]	Margin [dB]	Height [cm]	Angle [°]	Polarity
1	52.5085	23.33	-30.74	40.00	16.67	100	183	Vertical
2	104.3169	23.90	-32.00	43.50	19.60	100	144	Vertical
3	164.0808	24.59	-34.39	43.50	18.91	100	165	Vertical
4	311.3563	28.35	-27.94	46.00	17.65	200	337	Vertical
5	666.0592	31.46	-19.86	46.00	14.54	100	153	Vertical
6	960.0280	37.75	-15.34	54.00	16.25	100	347	Vertical



6.3 Radiated Emissions (above 1GHz)

Test Requirement: 47 CFR Part 15, Subpart B
 Test Method: ANSI C63.4:2014
 Frequency Range: Above 1GHz
 Measurement Distance: 3m
 Limit:
 Above 1GHz 74(dBμV/m) peak, 54(dBμV/m) average
 Detector: Peak for pre-scan (1000kHz resolution bandwidth) 100M to 3000MHz

6.3.1 E.U.T. Operation

Operating Environment:

Temperature: 21.9 °C Humidity: 60.3 % RH Atmospheric Pressure: 1010 mbar

Pretest these modes to find the worst case:

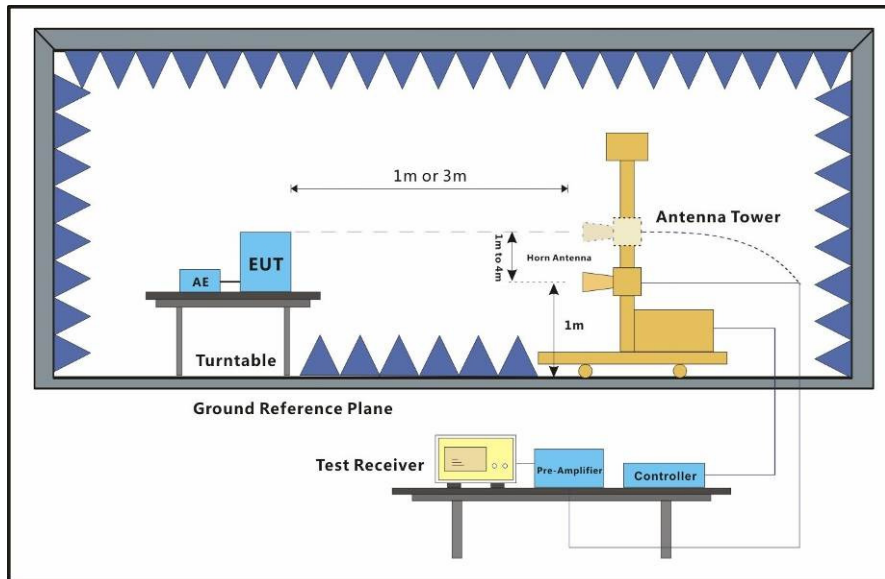
- a: Transfer data between the EUT1 and the PC+USB cable1
- b: Transfer data between the EUT1 and the PC+USB cable2
- c: BT+WLAN+GPS Rx+playing MP4 (SD card)+earphone+EUT1+Cable(Worst)+adapter1
- d: BT+WLAN+GPS Rx+camera (Front)+earphone+EUT1+Cable(Worst)+adapter2
- e: BT+WLAN+GPS Rx+camera (Back)+earphone+EUT1+Cable(Worst)+adapter(Worst)
- f: BT+FM+WLAN+GPS Rx+earphone+EUT1+Cable(Worst)+adapter(Worst)
- g: BT+WLAN+GPS Rx+playing MP4 (SD card)+earphone+EUT1+Smart charging station
- i: Worst mode+EUT2+adapter(Worst)
- j: Worst mode+EUT3+adapter(Worst)
- k: Worst mode+EUT4+adapter(Worst)

The worst case for final test:

- d: BT+WLAN+GPS Rx+camera (Front)+earphone+EUT1+Cable(Worst)+adapter2
- e: BT+WLAN+GPS Rx+camera (Back)+earphone+EUT1+ Cable(Worst)+adapter (Worst)



6.3.2 Test Setup Diagram



6.3.3 Measurement Data

An initial pre-scan was performed in the chamber using the spectrum analyser in peak detection mode. Average measurements were conducted based on the peak sweep graph. The EUT was measured by Horn antenna with 2 orthogonal polarities.

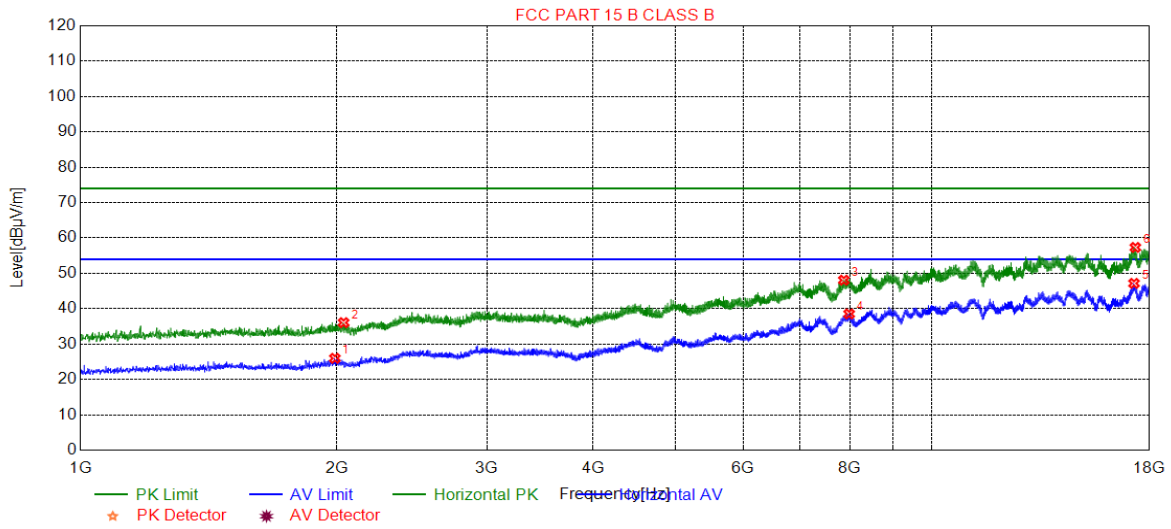
Scan from 1GHz to 30GHz, the disturbance above 6GHz was very low. The points marked on above plots are the highest emissions could be found when testing, so only above points had been displayed.



Unless otherwise agreed in writing, this document is issued by the Company subject to its General Conditions of Service printed overleaf, available on request or accessible at <http://www.sgs.com/en/Terms-and-Conditions.aspx> and, for electronic format documents, subject to Terms and Conditions for Electronic Documents at <http://www.sgs.com/en/Terms-and-Conditions/Terms-e-Documents.aspx>. Attention is drawn to the limitation of liability, indemnification and jurisdiction issues defined therein. Any holder of this document is advised that information contained hereon reflects the Company's findings at the time of its intervention only and within the limits of Client's instructions, if any. The Company's sole responsibility is to its Client and this document does not exonerate parties to a transaction from exercising all their rights and obligations under the transaction documents. This document cannot be reproduced except in full, without prior written approval of the Company. Any unauthorized alteration, forgery or falsification of the content or appearance of this document is unlawful and offenders may be prosecuted to the fullest extent of the law. Unless otherwise stated the results shown in this test report refer only to the sample(s) tested and such sample(s) are retained for 30 days only.



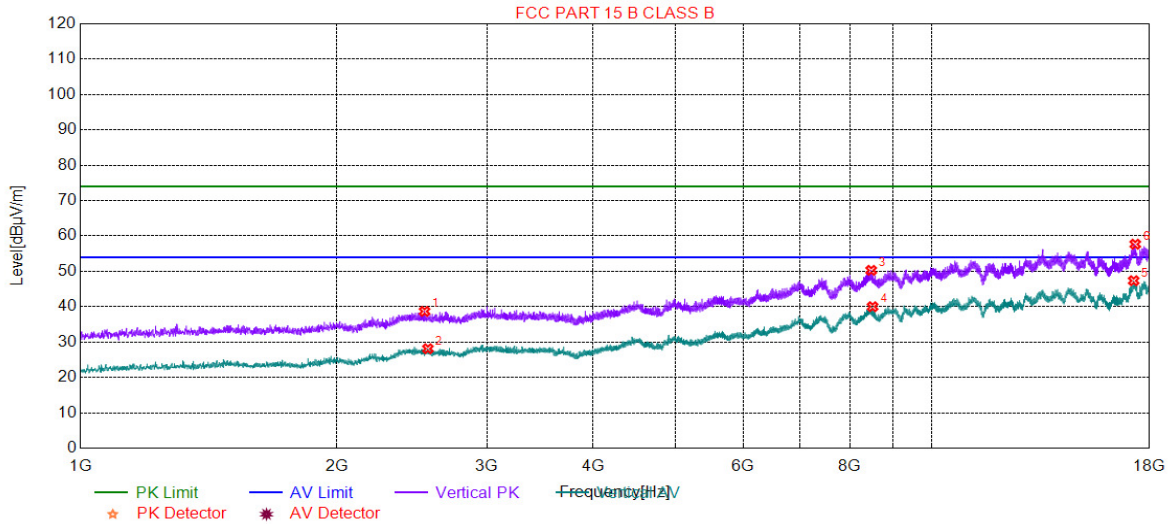
Mode:d; Polarization:Horizontal



Suspected List								
N O.	Freq. [MHz]	Level [dBµV/m]	Factor [dB]	Limit [dBµV/m]	Margin [dB]	Height [cm]	Angle [°]	Polarity
1	1989.4495	25.97	-28.47	54.00	28.03	200	74	Horizontal
2	2037.0519	36.06	-28.63	74.00	37.94	200	255	Horizontal
3	7875.9938	48.07	-10.80	74.00	25.93	200	164	Horizontal
4	7989.8995	38.53	-9.95	54.00	15.47	100	75	Horizontal
5	17258.762	47.17	-1.81	54.00	6.83	200	74	Horizontal
6	17322.516	57.33	-1.53	74.00	16.67	200	74	Horizontal



Mode:d; Polarization:Vertical

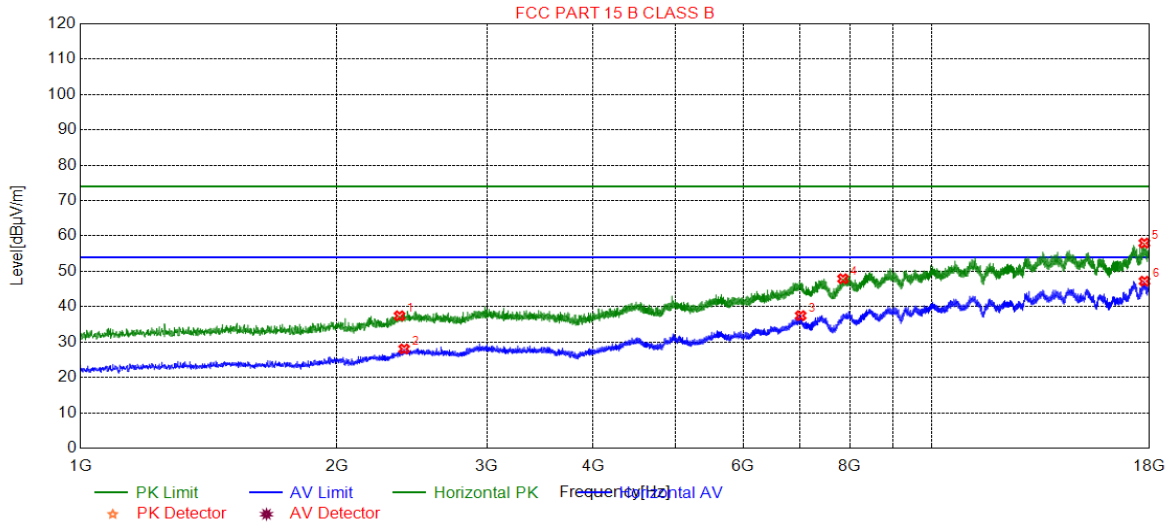


Suspected List								
NO.	Freq. [MHz]	Level [dBµV/m]	Factor [dB]	Limit [dBµV/m]	Margin [dB]	Height [cm]	Angle [°]	Polarity
1	2535.1768	38.68	-25.87	74.00	35.32	100	256	Vertical
2	2558.1279	28.13	-25.85	54.00	25.87	100	286	Vertical
3	8481.2241	50.29	-9.07	74.00	23.71	200	194	Vertical
4	8512.6756	40.01	-9.01	54.00	13.99	100	45	Vertical
5	17242.6121	47.35	-1.95	54.00	6.65	100	166	Vertical
6	17315.7158	57.68	-1.51	74.00	16.32	200	194	Vertical



Unless otherwise agreed in writing, this document is issued by the Company subject to its General Conditions of Service printed overleaf, available on request or accessible at <http://www.sgs.com/en/Terms-and-Conditions.aspx> and, for electronic format documents, subject to Terms and Conditions for Electronic Documents at <http://www.sgs.com/en/Terms-and-Conditions/Terms-e-Documents.aspx>. Attention is drawn to the limitation of liability, indemnification and jurisdiction issues defined therein. Any holder of this document is advised that information contained hereon reflects the Company's findings at the time of its intervention only and within the limits of Client's instructions, if any. The Company's sole responsibility is to its Client and this document does not exonerate parties to a transaction from exercising all their rights and obligations under the transaction documents. This document cannot be reproduced except in full, without prior written approval of the Company. Any unauthorized alteration, forgery or falsification of the content or appearance of this document is unlawful and offenders may be prosecuted to the fullest extent of the law. Unless otherwise stated the results shown in this test report refer only to the sample(s) tested and such sample(s) are retained for 30 days only.

Mode:e; Polarization:Horizontal

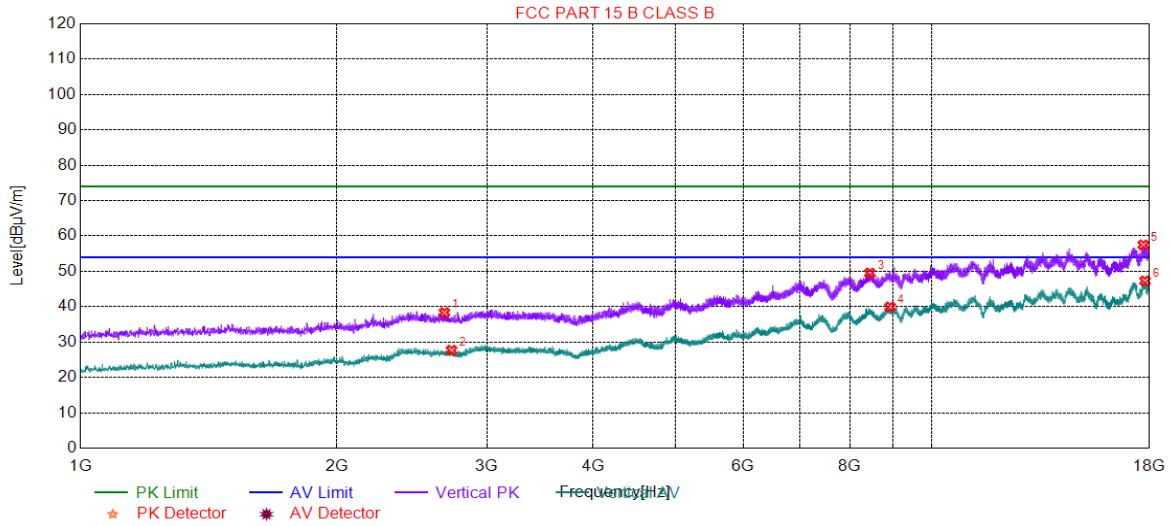


Suspected List								
NO.	Freq. [MHz]	Level [dBµV/m]	Factor [dB]	Limit [dBµV/m]	Margin [dB]	Height [cm]	Angle [°]	Polarity
1	2369.4185	37.42	-26.59	74.00	36.58	100	196	Horizontal
2	2399.1700	28.06	-26.02	54.00	25.94	100	166	Horizontal
3	7008.9504	37.47	-12.55	54.00	16.53	100	257	Horizontal
4	7858.9930	47.90	-10.93	74.00	26.10	200	43	Horizontal
5	17748.3874	57.99	-1.24	74.00	16.01	100	226	Horizontal
6	17755.1878	47.21	-1.31	54.00	6.79	200	104	Horizontal



Unless otherwise agreed in writing, this document is issued by the Company subject to its General Conditions of Service printed overleaf, available on request or accessible at <http://www.sgs.com/en/Terms-and-Conditions.aspx> and, for electronic format documents, subject to Terms and Conditions for Electronic Documents at <http://www.sgs.com/en/Terms-and-Conditions/Terms-e-Documents.aspx>. Attention is drawn to the limitation of liability, indemnification and jurisdiction issues defined therein. Any holder of this document is advised that information contained hereon reflects the Company's findings at the time of its intervention only and within the limits of Client's instructions, if any. The Company's sole responsibility is to its Client and this document does not exonerate parties to a transaction from exercising all their rights and obligations under the transaction documents. This document cannot be reproduced except in full, without prior written approval of the Company. Any unauthorized alteration, forgery or falsification of the content or appearance of this document is unlawful and offenders may be prosecuted to the fullest extent of the law. Unless otherwise stated the results shown in this test report refer only to the sample(s) tested and such sample(s) are retained for 30 days only.

Mode:e; Polarization:Vertical



Suspected List								
NO.	Freq. [MHz]	Level [dBµV/m]	Factor [dB]	Limit [dBµV/m]	Margin [dB]	Height [cm]	Angle [°]	Polarity
1	2675.4338	38.33	-25.73	74.00	35.67	200	315	Vertical
2	2727.2864	27.70	-25.81	54.00	26.30	100	166	Vertical
3	8449.7725	49.51	-9.35	74.00	24.49	200	254	Vertical
4	8924.9462	39.92	-7.95	54.00	14.08	100	286	Vertical
5	17695.6848	57.47	-0.82	74.00	16.53	200	285	Vertical
6	17780.6890	47.30	-1.55	54.00	6.70	200	194	Vertical



Unless otherwise agreed in writing, this document is issued by the Company subject to its General Conditions of Service printed overleaf, available on request or accessible at <http://www.sgs.com/en/Terms-and-Conditions.aspx> and, for electronic format documents, subject to Terms and Conditions for Electronic Documents at <http://www.sgs.com/en/Terms-and-Conditions/Terms-e-Documents.aspx>. Attention is drawn to the limitation of liability, indemnification and jurisdiction issues defined therein. Any holder of this document is advised that information contained hereon reflects the Company's findings at the time of its intervention only and within the limits of Client's instructions, if any. The Company's sole responsibility is to its Client and this document does not exonerate parties to a transaction from exercising all their rights and obligations under the transaction documents. This document cannot be reproduced except in full, without prior written approval of the Company. Any unauthorized alteration, forgery or falsification of the content or appearance of this document is unlawful and offenders may be prosecuted to the fullest extent of the law. Unless otherwise stated the results shown in this test report refer only to the sample(s) tested and such sample(s) are retained for 30 days only.

Attention: To check the authenticity of testing /inspection report & certificate, please contact us at telephone: (86-755) 8307 1443, or email: CN.Doccheck@sgs.com

No.1 Workshop, M-10, Middle Section, Science & Technology Park, Shenzhen, China 518057 t (86-755) 26012053 f (86-755) 26710594 www.sgs.com.cn
 中国·深圳·科技园中区M-10栋一号厂房 邮编: 518057 t (86-755) 26012053 f (86-755) 26710594 sgs.china@sgs.com



7 Photographs

7.1 Test Setup

Please refer to setup photos.

7.2 EUT Constructional Details (EUT Photos)

Please refer to external and internal photos for details.

- End of the Report -

