




Appendix D



Photographs

1. SAR measurement System
2. Photographs of Tissue Simulate Liquid
3. Photographs of EUT test position
4. EUT Constructional Details





1. SAR measurement System



2. Photographs of Tissue Simulate Liquid

Photo 1: Tissue Simulant Liquid for Head 2450	Photo 2: Tissue Simulant Liquid for Head 5G
	

3. Photographs of EUT test position

<p>Photo 3: Back side 0mm</p>	<p>Photo 4: Back side 20mm</p>
	
<p>Photo 5: Right side 0mm</p>	<p>Photo 6: Top side 0mm</p>
	
<p>Photo 7: Right side 7mm</p>	<p>Photo 8: Top side 19mm</p>
