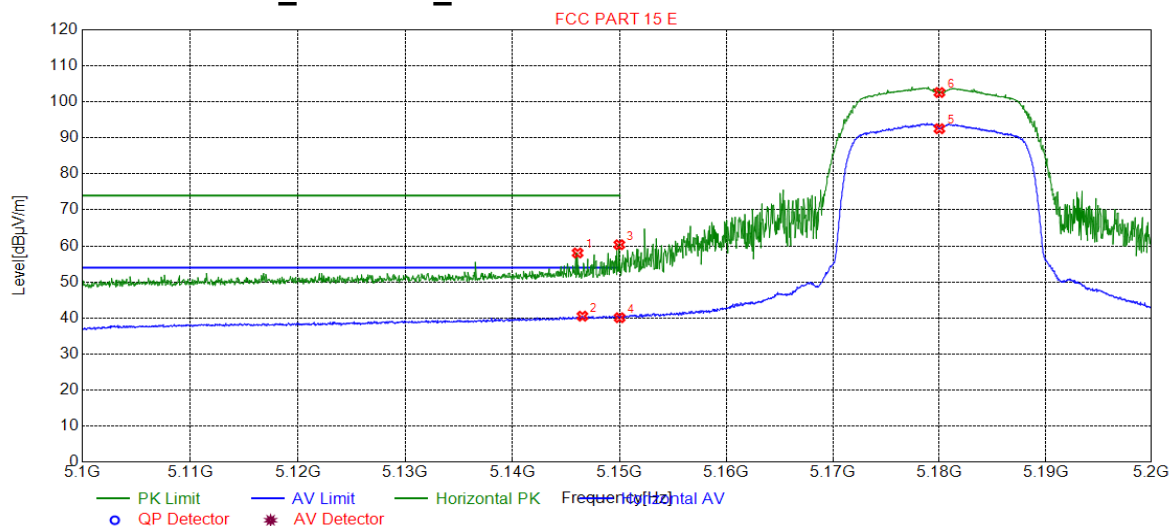


Test Procedure:	<p>a. The EUT was placed on the top of a rotating table 1.5 meters above the ground at a 3 meter semi-anechoic chamber. The table was rotated 360 degrees to determine the position of the highest radiation.</p> <p>b. The EUT was set 3 meters away from the interference-receiving antenna, which was mounted on the top of a variable-height antenna tower.</p> <p>c. The antenna height is varied from one meter to four meters above the ground to determine the maximum value of the field strength. Both horizontal and vertical polarizations of the antenna are set to make the measurement.</p> <p>d. For each suspected emission, the EUT was arranged to its worst case and then the antenna was tuned to heights from 1 meter to 4 meters and the rotatable table was turned from 0 degrees to 360 degrees to find the maximum reading.</p> <p>e. The test-receiver system was set to Peak Detect Function and Specified Bandwidth with Maximum Hold Mode.</p> <p>f. Place a marker at the end of the restricted band closest to the transmit frequency to show compliance. Also measure any emissions in the restricted bands. Save the spectrum analyzer plot. Repeat for each power and modulation for lowest and highest channel</p> <p>g. Test the EUT in the outermost channels.</p> <p>h. The radiation measurements are performed in X, Y, Z axis positioning for Transmitting mode, And found the X axis positioning which it is worse case.</p> <p>i. Repeat above procedures until all frequencies measured was complete.</p>
Exploratory Test Mode:	Transmitting with all kind of modulations, data rates.
Final Test Mode:	<p>Through Pre-scan, find the 6Mbps of rate is the worst case of 802.11a;</p> <p>MCS0 of rate is the worst case of 802.11n(HT20);</p> <p>MCS0 of rate is the worst case of 802.11n(HT40);</p> <p>MCS0 of rate is the worst case of 802.11ac(HT20);</p> <p>MCS0 of rate is the worst case of 802.11ac(HT40);</p> <p>MCS0 of rate is the worst case of 802.11ac(HT80);</p> <p>Only the worst case is recorded in the report.</p>
Instruments Used:	Refer to section 5.10 for details
Test Results:	Pass



## 4.10.1 Test plots

## 4.10.1.1 11A20\_36 ANT 1\_ Horizontal

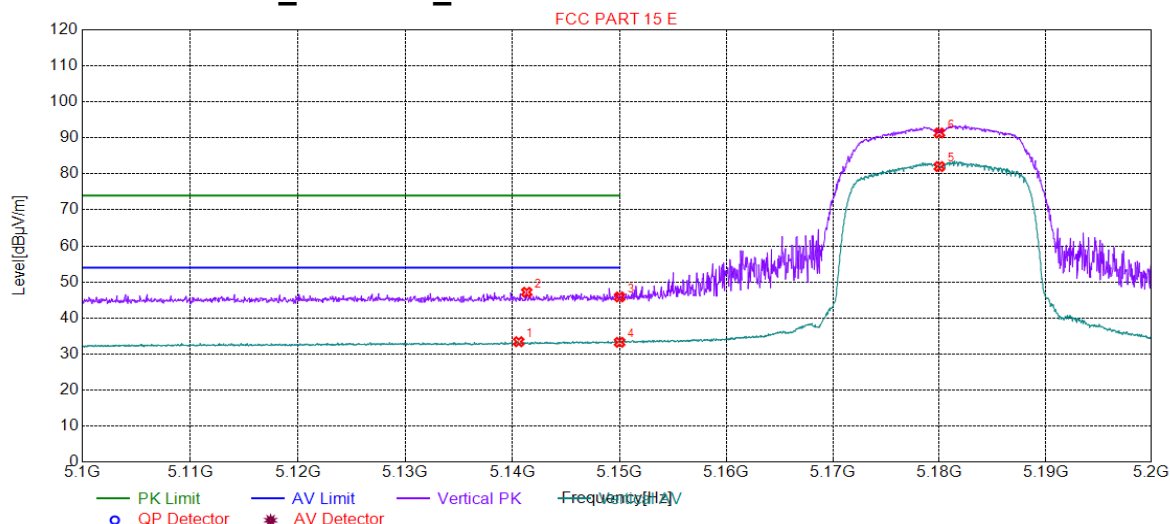


## Suspected List

Suspected List								
NO.	Freq. [MHz]	Level [dBμV/m]	Factor [dB]	Limit [dBμV/m]	Margin [dB]	Height [cm]	Angle [°]	Polarity
1	5146.07	58.05	15.49	74.00	15.95	150	17	Horizontal
2	5146.52	40.51	15.49	54.00	13.49	150	6	Horizontal
3	5149.97	60.34	15.52	74.00	13.66	150	1	Horizontal
4	5150.00	40.08	15.52	0.00	-40.08	150	6	Horizontal
5	5180.00	92.53	15.56	0.00	-92.53	150	346	Horizontal
6	5180.00	102.59	15.56	0.00	-102.59	150	0	Horizontal



## 4.10.1.2 11A20\_36 ANT 1\_Vertical

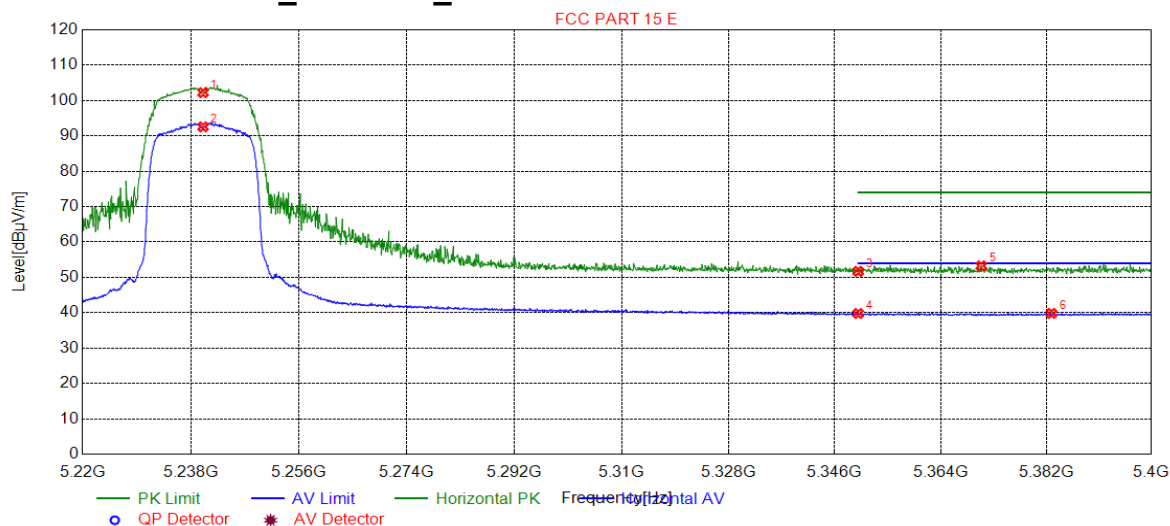


## Suspected List

Suspected List								
NO.	Freq. [MHz]	Level [dBμV/m]	Factor [dB]	Limit [dBμV/m]	Margin [dB]	Height [cm]	Angle [°]	Polarity
1	5140.57	33.42	15.44	54.00	20.58	150	211	Vertical
2	5141.32	47.16	15.45	74.00	26.84	150	79	Vertical
3	5150.00	45.84	15.52	0.00	-45.84	150	205	Vertical
4	5150.00	33.25	15.52	0.00	-33.25	150	19	Vertical
5	5180.00	82.03	15.56	0.00	-82.03	150	205	Vertical
6	5180.00	91.36	15.56	0.00	-91.36	150	205	Vertical



## 4.10.1.3 11A20\_48 ANT 1\_ Horizontal



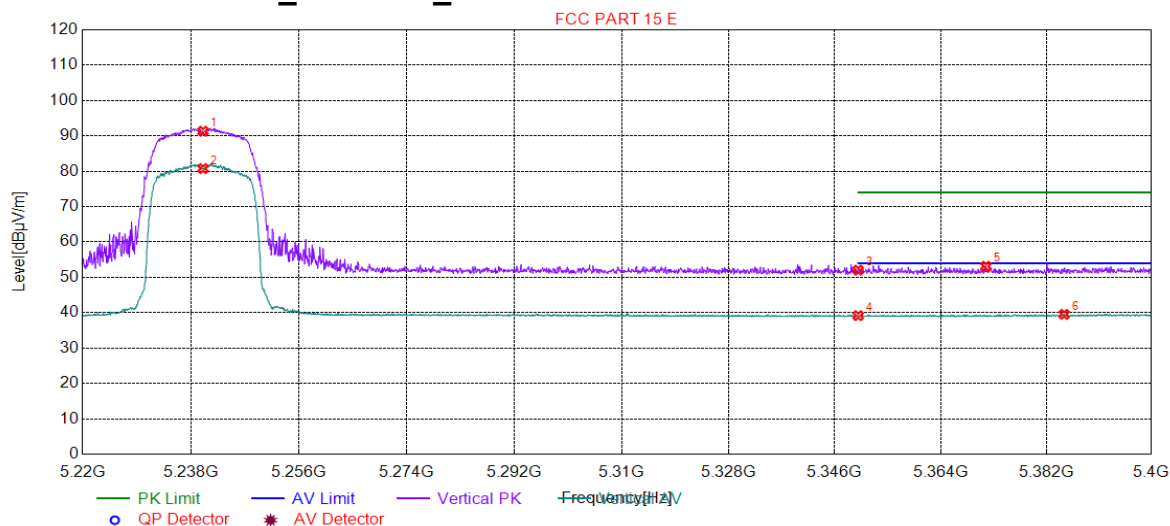
## Suspected List

Suspected List								
NO.	Freq. [MHz]	Level [dBμV/m]	Factor [dB]	Limit [dBμV/m]	Margin [dB]	Height [cm]	Angle [°]	Polarity
1	5240.00	102.24	15.49	0.00	-102.24	150	344	Horizontal
2	5240.00	92.55	15.49	0.00	-92.55	150	344	Horizontal
3	5350.00	51.71	15.94	74.00	22.29	150	330	Horizontal
4	5350.00	39.78	15.94	54.00	14.22	150	344	Horizontal
5	5370.91	53.23	16.07	74.00	20.77	150	338	Horizontal
6	5382.89	39.82	16.14	54.00	14.18	150	344	Horizontal





## 4.10.1.4 11A20\_48 ANT 1\_Vertical

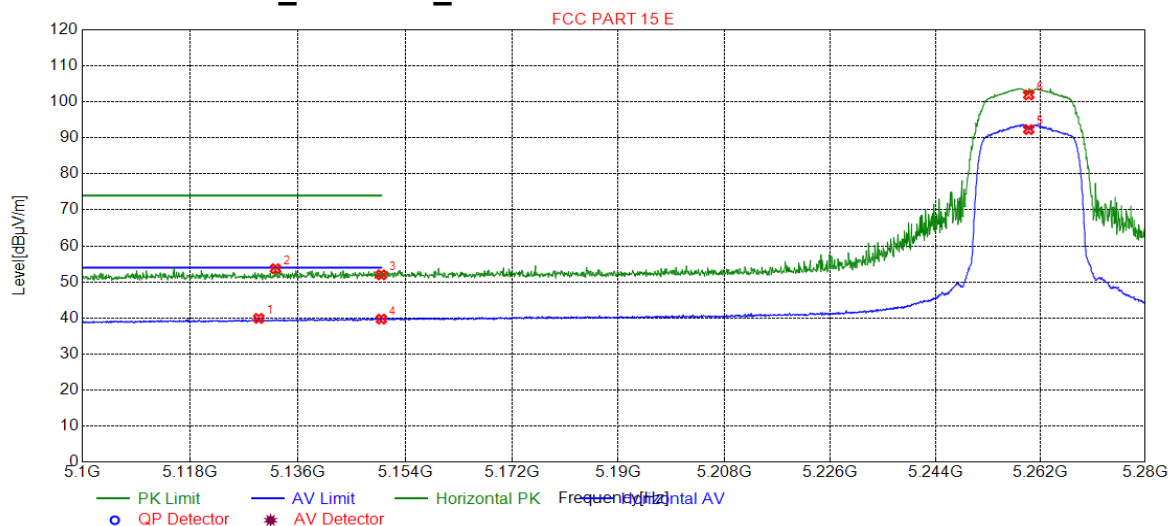


## Suspected List

Suspected List								
NO.	Freq. [MHz]	Level [dBμV/m]	Factor [dB]	Limit [dBμV/m]	Margin [dB]	Height [cm]	Angle [°]	Polarity
1	5240.00	91.31	15.49	0.00	-91.31	150	69	Vertical
2	5240.00	80.76	15.49	0.00	-80.76	150	192	Vertical
3	5350.00	52.04	15.94	74.00	21.96	150	227	Vertical
4	5350.00	39.18	15.94	54.00	14.82	150	15	Vertical
5	5371.72	53.14	16.07	74.00	20.86	150	247	Vertical
6	5385.05	39.53	16.16	54.00	14.47	150	104	Vertical



## 4.10.1.5 11A20\_52 ANT 1\_ Horizontal

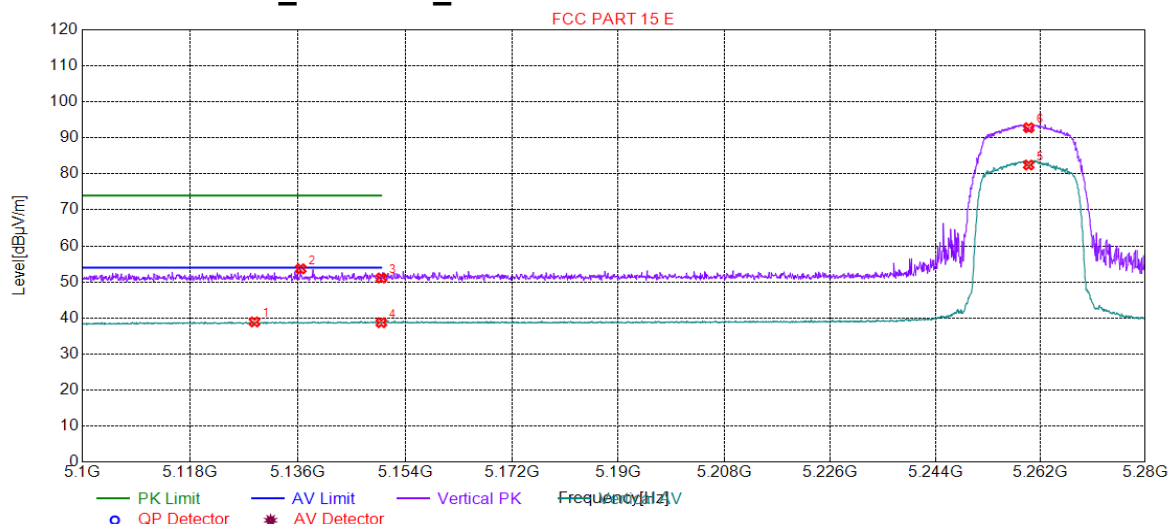


## Suspected List

Suspected List								
NO.	Freq. [MHz]	Level [dBμV/m]	Factor [dB]	Limit [dBμV/m]	Margin [dB]	Height [cm]	Angle [°]	Polarity
1	5129.44	39.90	15.34	54.00	14.10	150	16	Horizontal
2	5132.23	53.67	15.37	74.00	20.33	150	16	Horizontal
3	5150.00	51.97	15.52	0.00	-51.97	150	359	Horizontal
4	5150.00	39.70	15.52	0.00	-39.70	150	16	Horizontal
5	5260.00	92.30	15.51	0.00	-92.30	150	16	Horizontal
6	5260.00	101.91	15.51	0.00	-101.91	150	359	Horizontal



## 4.10.1.6 11A20\_52 ANT 1\_Vertical

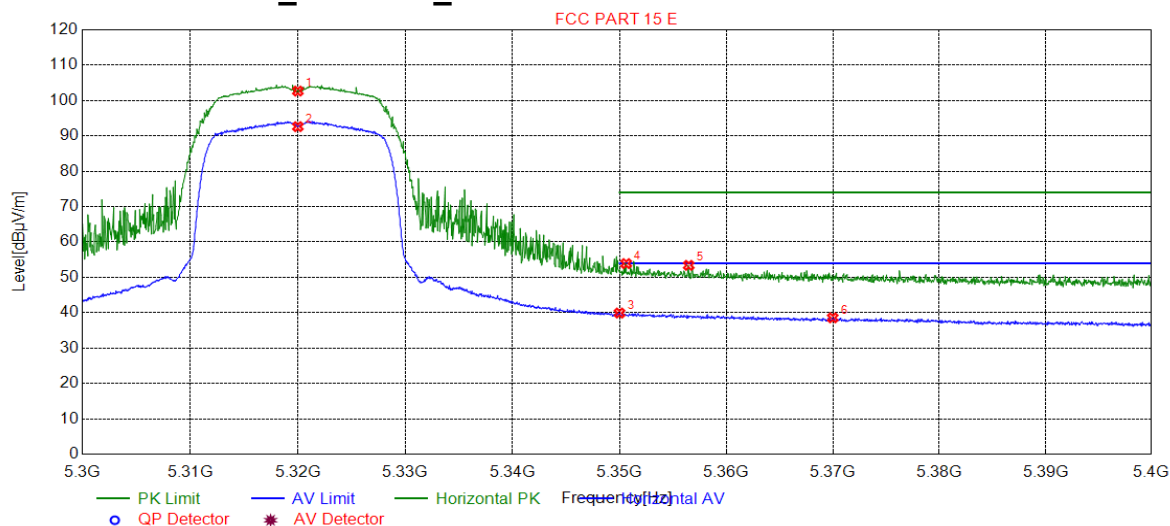


## Suspected List

Suspected List								
NO.	Freq. [MHz]	Level [dBμV/m]	Factor [dB]	Limit [dBμV/m]	Margin [dB]	Height [cm]	Angle [°]	Polarity
1	5128.72	38.91	15.34	54.00	15.09	150	58	Vertical
2	5136.46	53.65	15.40	74.00	20.35	150	17	Vertical
3	5150.00	51.11	15.52	0.00	-51.11	150	229	Vertical
4	5150.00	38.70	15.52	0.00	-38.70	150	85	Vertical
5	5260.00	82.46	15.51	0.00	-82.46	150	58	Vertical
6	5260.00	92.81	15.51	0.00	-92.81	150	71	Vertical



## 4.10.1.7 11A20\_64 ANT 1\_ Horizontal



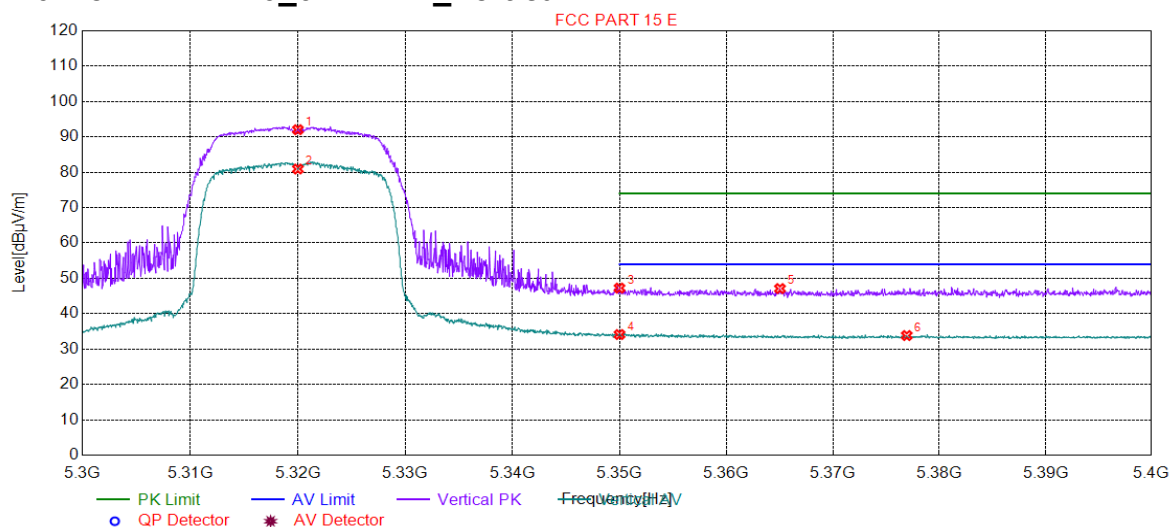
## Suspected List

Suspected List								
NO.	Freq. [MHz]	Level [dBμV/m]	Factor [dB]	Limit [dBμV/m]	Margin [dB]	Height [cm]	Angle [°]	Polarity
1	5320.00	102.67	15.80	0.00	-102.67	150	15	Horizontal
2	5320.00	92.61	15.80	0.00	-92.61	150	22	Horizontal
3	5350.00	39.91	15.94	54.00	14.09	150	15	Horizontal
4	5350.62	53.90	15.94	74.00	20.10	150	42	Horizontal
5	5356.47	53.40	15.98	74.00	20.60	150	15	Horizontal
6	5369.98	38.56	16.06	54.00	15.44	150	15	Horizontal





## 4.10.1.8 11A20\_64 ANT 1\_Vertical

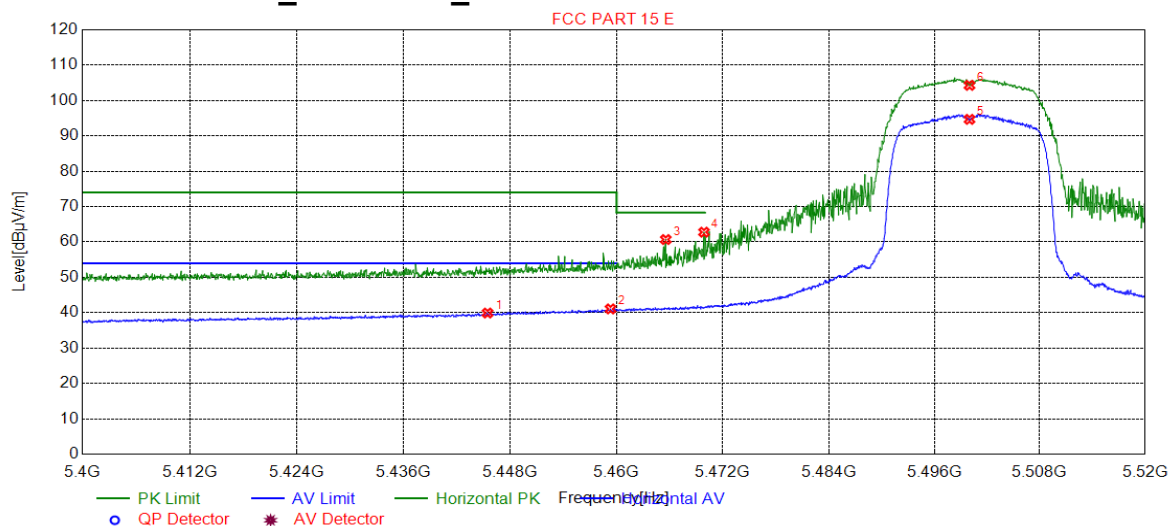


## Suspected List

Suspected List								
NO.	Freq. [MHz]	Level [dBμV/m]	Factor [dB]	Limit [dBμV/m]	Margin [dB]	Height [cm]	Angle [°]	Polarity
1	5320.00	92.03	15.80	0.00	-92.03	150	195	Vertical
2	5320.00	80.91	15.80	0.00	-80.91	150	202	Vertical
3	5350.00	47.25	15.94	74.00	26.75	150	344	Vertical
4	5350.00	34.12	15.94	54.00	19.88	150	202	Vertical
5	5365.03	47.11	16.03	74.00	26.89	150	202	Vertical
6	5376.93	33.83	16.11	54.00	20.17	150	202	Vertical



## 4.10.1.9 11A20\_100 ANT 1\_ Horizontal

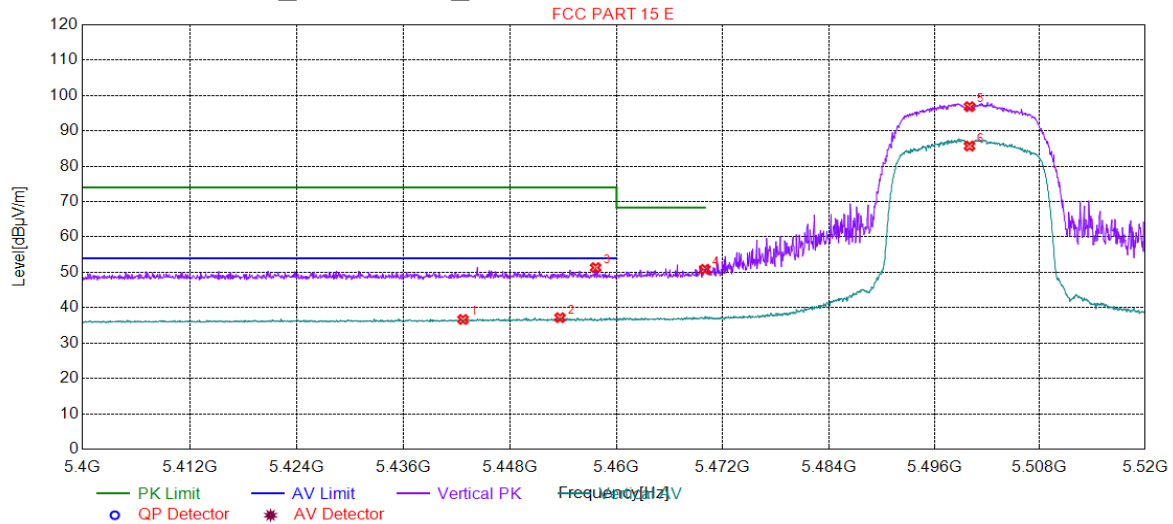


## Suspected List

Suspected List								
NO.	Freq. [MHz]	Level [dBμV/m]	Factor [dB]	Limit [dBμV/m]	Margin [dB]	Height [cm]	Angle [°]	Polarity
1	5445.44	39.91	16.25	54.00	14.09	150	14	Horizontal
2	5459.30	41.07	16.25	54.00	12.93	150	14	Horizontal
3	5465.55	60.69	16.25	68.30	7.61	150	14	Horizontal
4	5469.87	62.78	16.25	68.30	5.52	150	14	Horizontal
5	5500.00	94.67	16.25	0.00	-94.67	150	14	Horizontal
6	5500.00	104.30	16.25	0.00	-104.30	150	14	Horizontal



## 4.10.1.10 11A20\_100 ANT 1\_Vertical

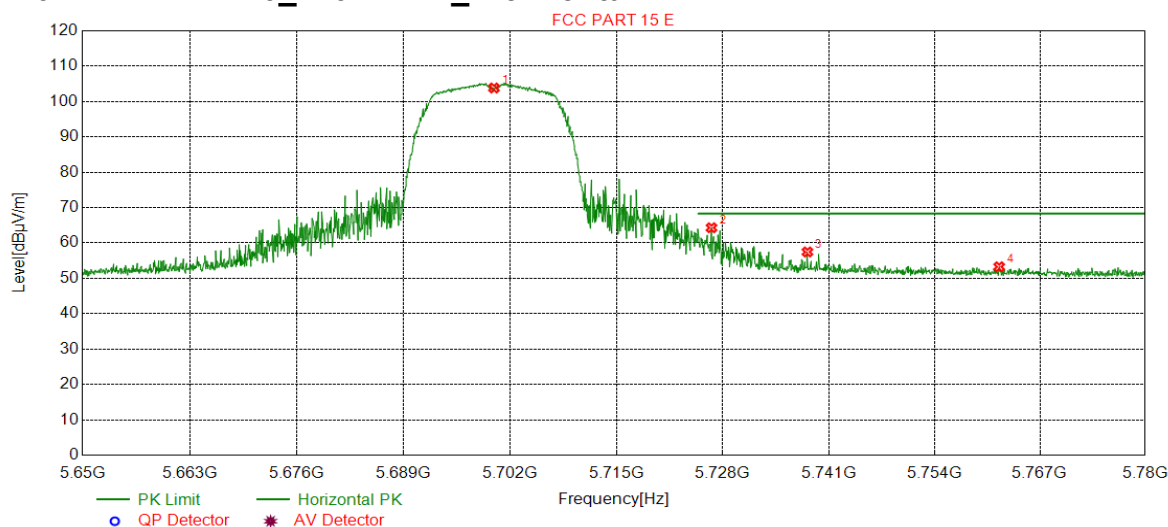


## Suspected List

Suspected List								
NO.	Freq. [MHz]	Level [dBμV/m]	Factor [dB]	Limit [dBμV/m]	Margin [dB]	Height [cm]	Angle [°]	Polarity
1	5442.68	36.68	16.25	54.00	17.32	150	183	Vertical
2	5453.60	37.19	16.25	54.00	16.81	150	183	Vertical
3	5457.62	51.34	16.25	74.00	22.66	150	222	Vertical
4	5469.99	50.86	16.25	68.30	17.44	150	178	Vertical
5	5500.00	96.84	16.25	0.00	-96.84	150	183	Vertical
6	5500.00	85.72	16.25	0.00	-85.72	150	189	Vertical



## 4.10.1.11 11A20\_140 ANT 1\_ Horizontal

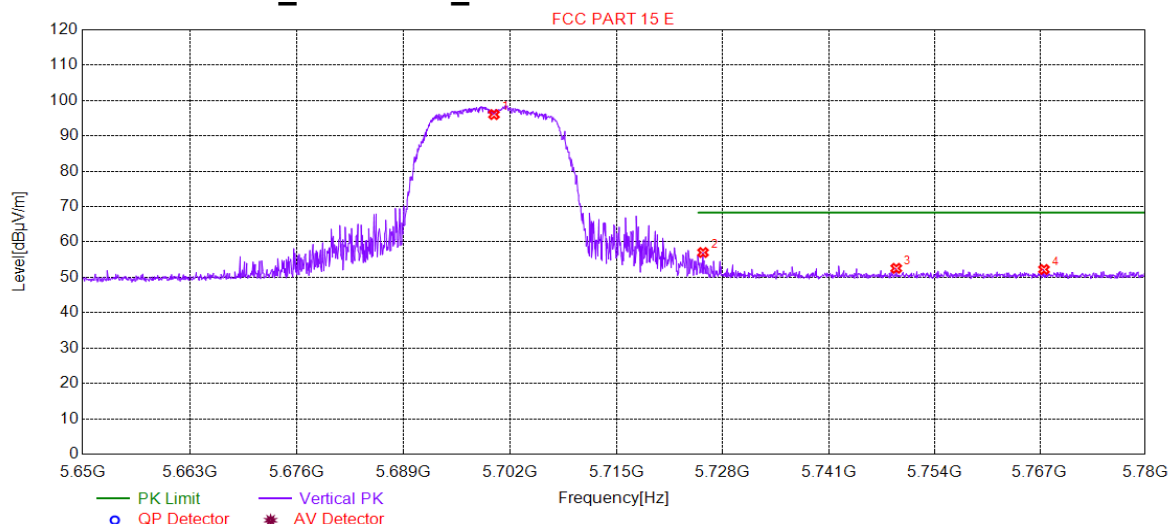


## Suspected List

Suspected List								
NO.	Freq. [MHz]	Level [dBμV/m]	Factor [dB]	Limit [dBμV/m]	Margin [dB]	Height [cm]	Angle [°]	Polarity
1	5700.00	103.83	16.80	0.00	-103.83	150	29	Horizontal
2	5726.60	64.31	16.97	68.30	3.99	150	219	Horizontal
3	5738.37	57.47	17.05	68.30	10.83	150	20	Horizontal
4	5761.98	53.27	17.14	68.30	15.03	150	20	Horizontal



## 4.10.1.12 11A20\_140 ANT 1\_Vertical



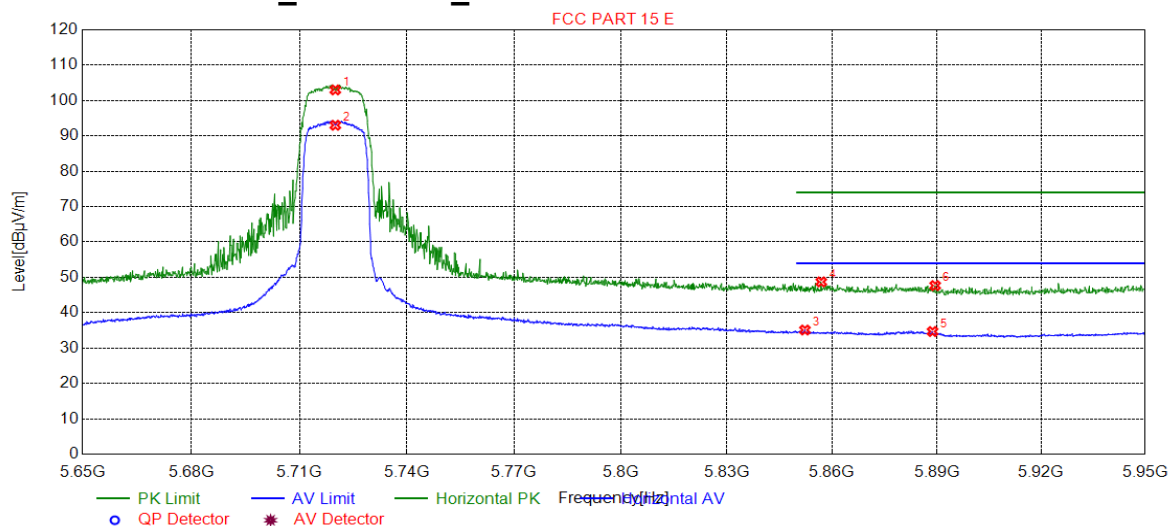
## Suspected List

Suspected List								
NO.	Freq. [MHz]	Level [dBμV/m]	Factor [dB]	Limit [dBμV/m]	Margin [dB]	Height [cm]	Angle [°]	Polarity
1	5700.00	96.03	16.80	0.00	-96.03	150	176	Vertical
2	5725.56	57.02	16.96	68.30	11.28	150	240	Vertical
3	5749.30	52.56	17.12	68.30	15.74	150	80	Vertical
4	5767.51	52.23	17.14	68.30	16.07	150	7	Vertical





## 4.10.1.13 11A20\_144 ANT 1\_ Horizontal

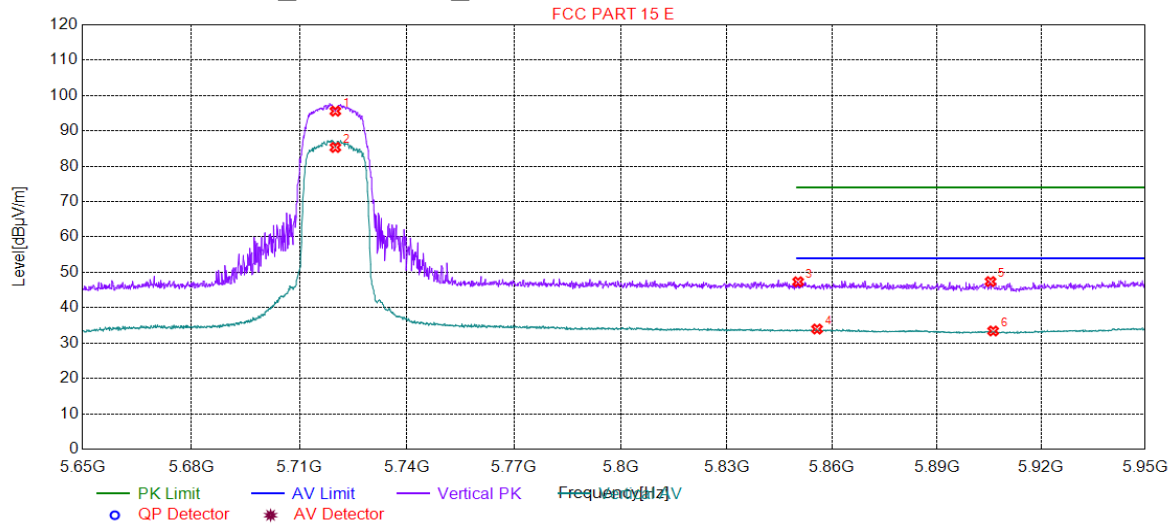


## Suspected List

Suspected List								
NO.	Freq. [MHz]	Level [dBμV/m]	Factor [dB]	Limit [dBμV/m]	Margin [dB]	Height [cm]	Angle [°]	Polarity
1	5720.00	103.00	16.93	0.00	-103.00	150	36	Horizontal
2	5720.00	93.01	16.93	0.00	-93.01	150	29	Horizontal
3	5852.30	35.11	17.25	54.00	18.89	150	29	Horizontal
4	5856.95	48.71	17.24	74.00	25.29	150	224	Horizontal
5	5888.76	34.68	17.14	54.00	19.32	150	29	Horizontal
6	5889.51	47.67	17.14	74.00	26.33	150	245	Horizontal



## 4.10.1.14 11A20\_144 ANT 1\_Vertical

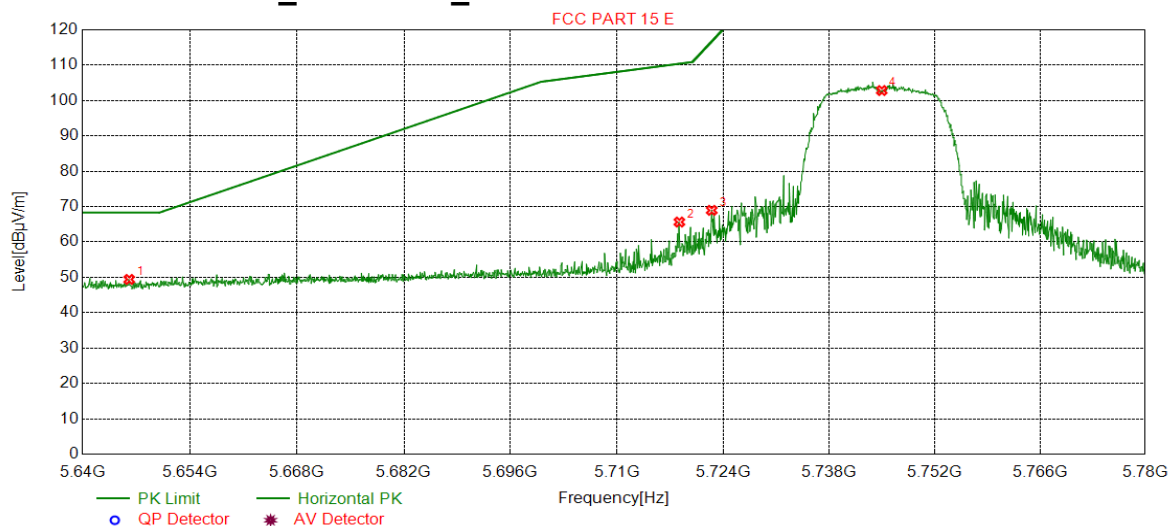


## Suspected List

Suspected List								
NO.	Freq. [MHz]	Level [dBμV/m]	Factor [dB]	Limit [dBμV/m]	Margin [dB]	Height [cm]	Angle [°]	Polarity
1	5720.00	95.57	16.93	0.00	-95.57	150	217	Vertical
2	5720.00	85.31	16.93	0.00	-85.31	150	217	Vertical
3	5850.35	47.33	17.26	74.00	26.67	150	115	Vertical
4	5855.75	33.97	17.24	54.00	20.03	150	190	Vertical
5	5905.42	47.40	17.19	74.00	26.60	150	224	Vertical
6	5906.17	33.42	17.21	54.00	20.58	150	318	Vertical



## 4.10.1.15 11A20\_149 ANT 1\_ Horizontal

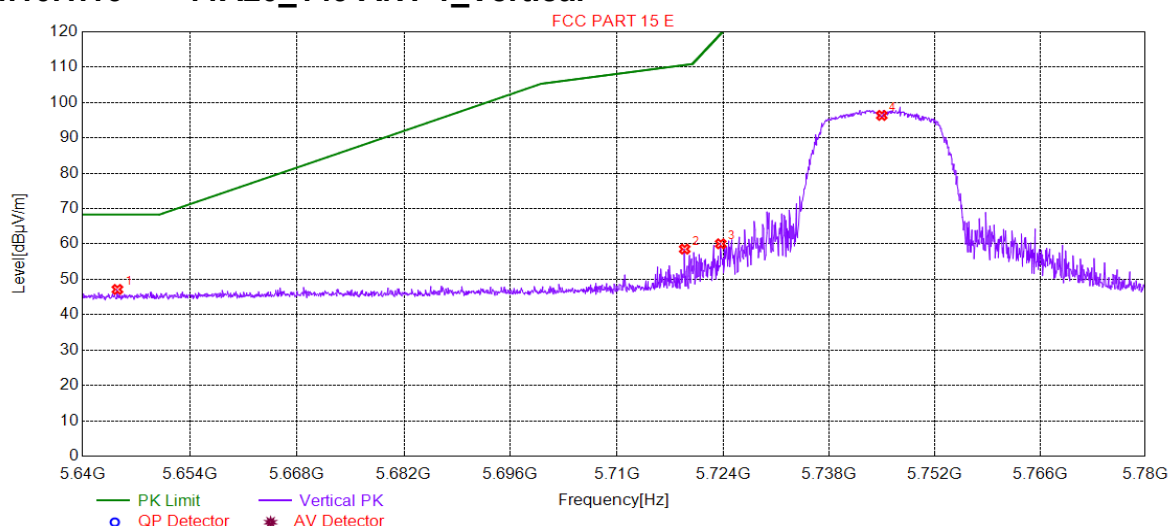


## Suspected List

Suspected List								
NO.	Freq. [MHz]	Level [dBμV/m]	Factor [dB]	Limit [dBμV/m]	Margin [dB]	Height [cm]	Angle [°]	Polarity
1	5646.09	49.42	16.53	68.30	18.88	150	20	Horizontal
2	5718.22	65.64	16.92	110.40	44.76	150	222	Horizontal
3	5722.50	68.95	16.94	116.60	47.65	150	38	Horizontal
4	5745.00	102.82	17.09	0.00	-102.82	150	20	Horizontal



## 4.10.1.16 11A20\_149 ANT 1\_Vertical

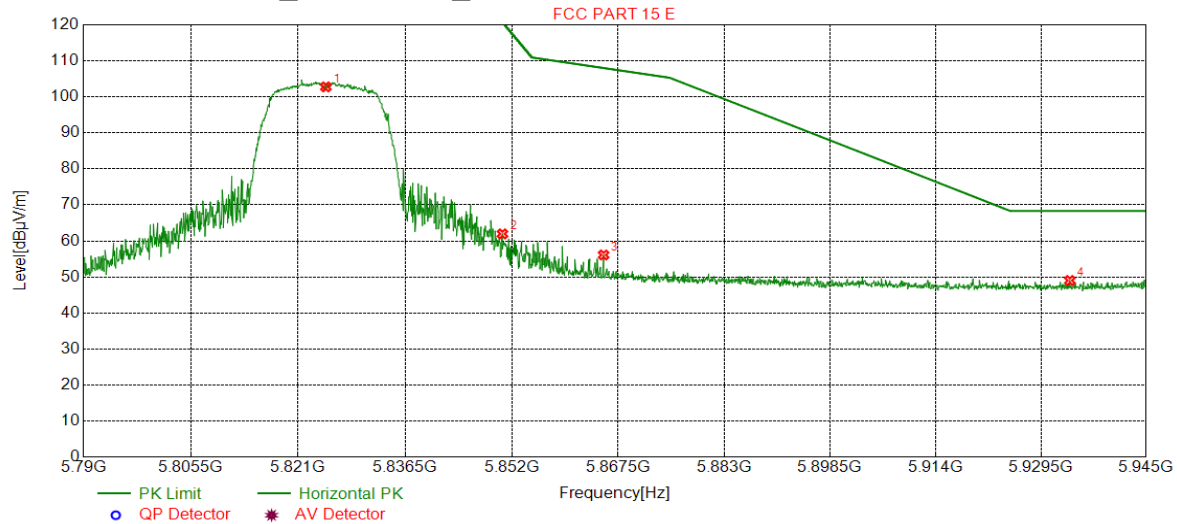


## Suspected List

Suspected List								
NO.	Freq. [MHz]	Level [dBμV/m]	Factor [dB]	Limit [dBμV/m]	Margin [dB]	Height [cm]	Angle [°]	Polarity
1	5644.55	47.15	16.54	68.30	21.15	150	101	Vertical
2	5718.92	58.56	16.92	110.60	52.04	150	178	Vertical
3	5723.69	60.06	16.95	119.32	59.26	150	183	Vertical
4	5745.00	96.35	17.09	0.00	-96.35	150	178	Vertical



## 4.10.1.17 11A20\_165 ANT 1\_ Horizontal



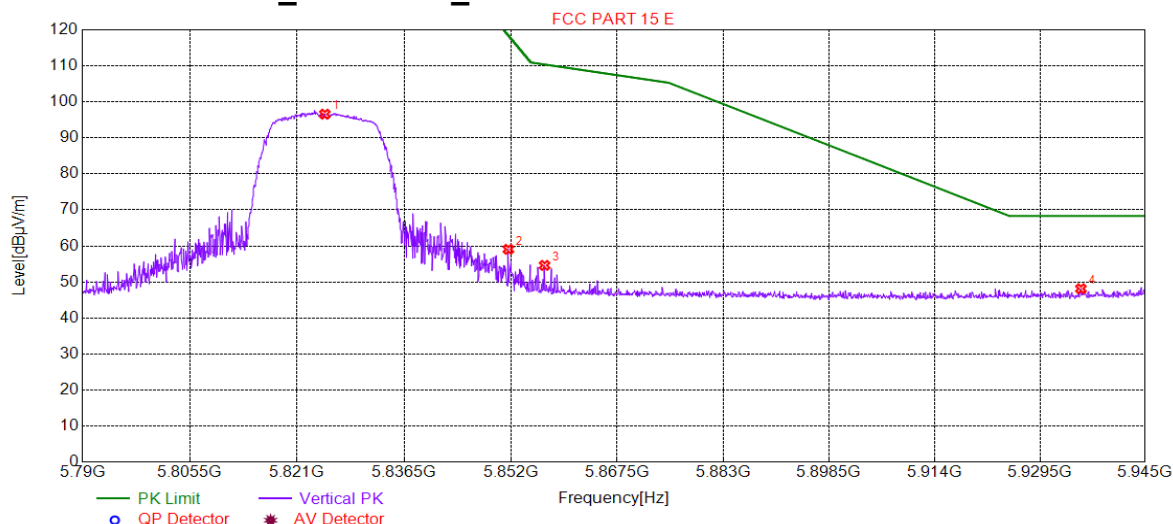
## Suspected List

Suspected List								
NO.	Freq. [MHz]	Level [dBμV/m]	Factor [dB]	Limit [dBμV/m]	Margin [dB]	Height [cm]	Angle [°]	Polarity
1	5825.00	102.76	17.23	0.00	-102.76	150	38	Horizontal
2	5850.63	61.96	17.26	120.85	58.89	150	20	Horizontal
3	5865.36	56.11	17.21	108.00	51.89	150	16	Horizontal
4	5933.75	49.02	17.63	68.30	19.28	150	24	Horizontal





## 4.10.1.18 11A20\_165 ANT 1\_Vertical

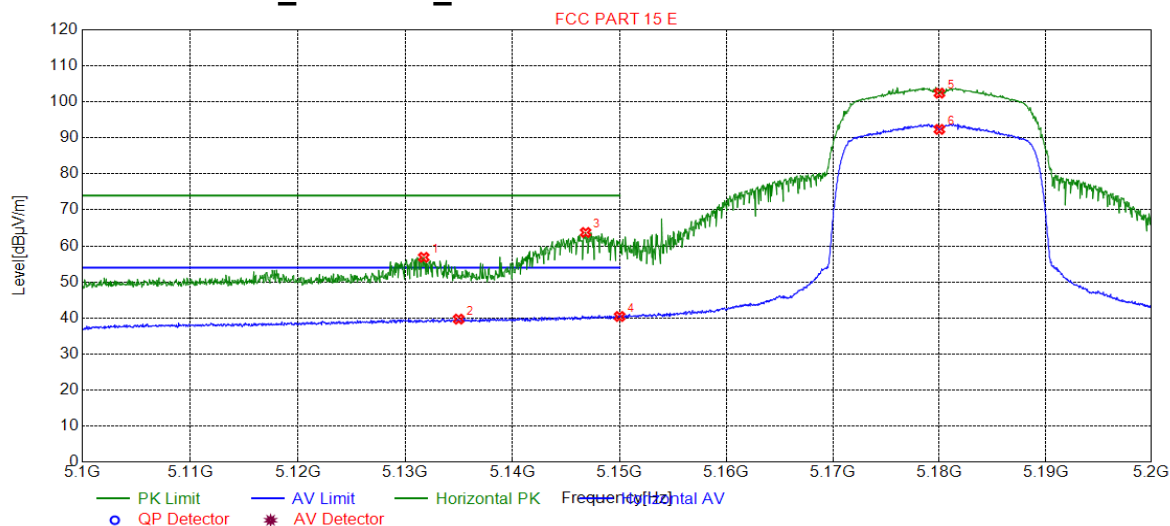


## Suspected List

Suspected List								
NO.	Freq. [MHz]	Level [dBμV/m]	Factor [dB]	Limit [dBμV/m]	Margin [dB]	Height [cm]	Angle [°]	Polarity
1	5825.00	96.58	17.23	0.00	-96.58	150	206	Vertical
2	5851.64	59.07	17.26	118.55	59.48	150	0	Vertical
3	5856.91	54.61	17.24	110.36	55.75	150	160	Vertical
4	5935.54	48.13	17.66	68.30	20.17	150	215	Vertical



## 4.10.1.19 11N20\_36 ANT 1\_ Horizontal

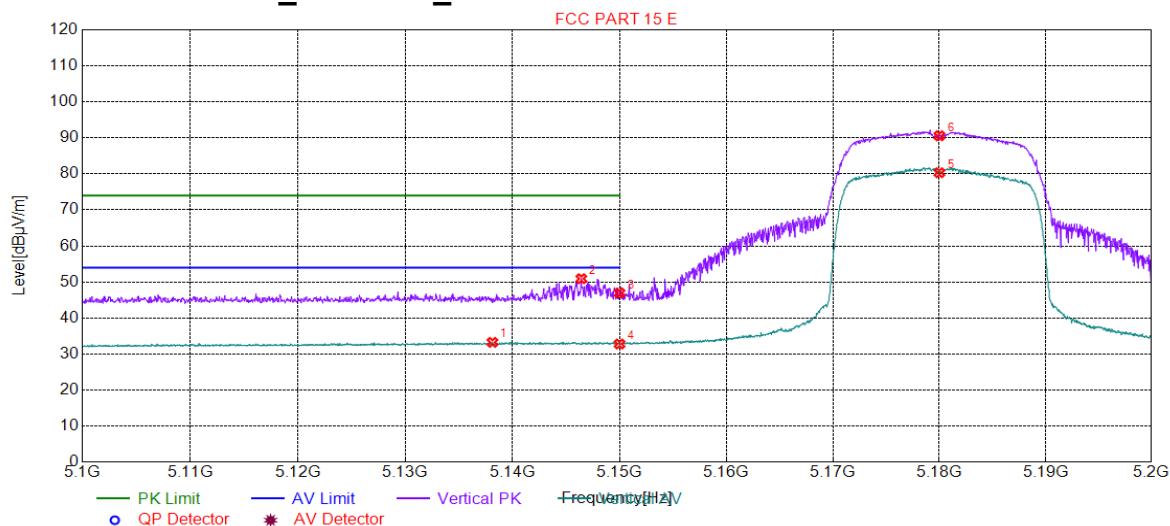


## Suspected List

Suspected List								
NO.	Freq. [MHz]	Level [dBμV/m]	Factor [dB]	Limit [dBμV/m]	Margin [dB]	Height [cm]	Angle [°]	Polarity
1	5131.71	56.84	15.36	74.00	17.16	150	14	Horizontal
2	5134.96	39.69	15.39	54.00	14.31	150	14	Horizontal
3	5146.82	63.73	15.49	74.00	10.27	150	14	Horizontal
4	5150.00	40.42	15.52	0.00	-40.42	150	14	Horizontal
5	5180.00	102.42	15.56	0.00	-102.42	150	14	Horizontal
6	5180.00	92.35	15.56	0.00	-92.35	150	14	Horizontal



## 4.10.1.20 11N20\_36 ANT 1\_Vertical

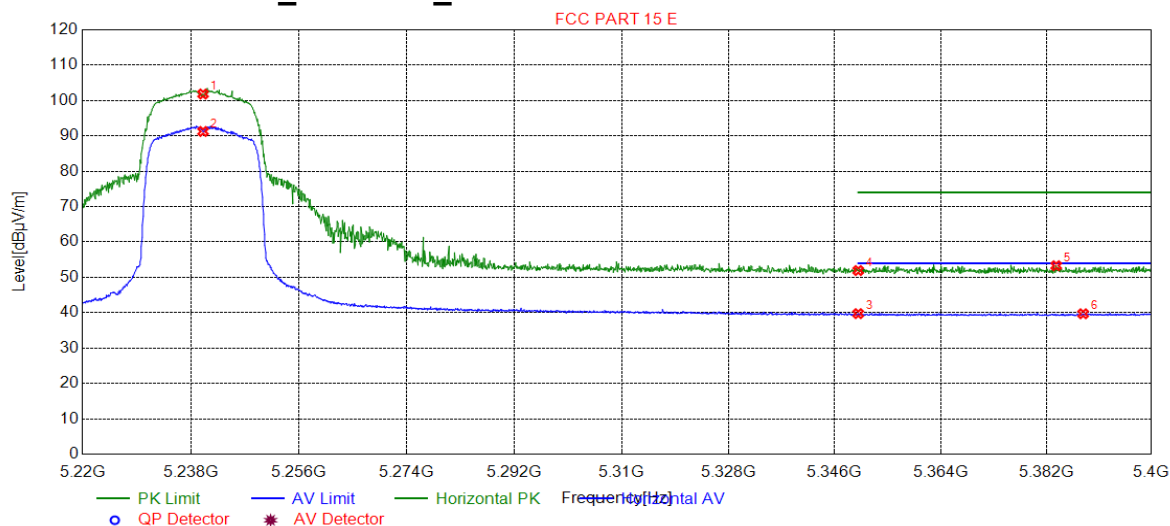


## Suspected List

Suspected List								
NO.	Freq. [MHz]	Level [dBμV/m]	Factor [dB]	Limit [dBμV/m]	Margin [dB]	Height [cm]	Angle [°]	Polarity
1	5138.11	33.24	15.42	54.00	20.76	150	18	Vertical
2	5146.42	50.91	15.49	74.00	23.09	150	73	Vertical
3	5150.00	46.93	15.52	0.00	-46.93	150	62	Vertical
4	5150.00	32.79	15.52	0.00	-32.79	150	62	Vertical
5	5180.00	80.32	15.56	0.00	-80.32	150	73	Vertical
6	5180.00	90.59	15.56	0.00	-90.59	150	78	Vertical



## 4.10.1.21 11N20\_48 ANT 1\_ Horizontal

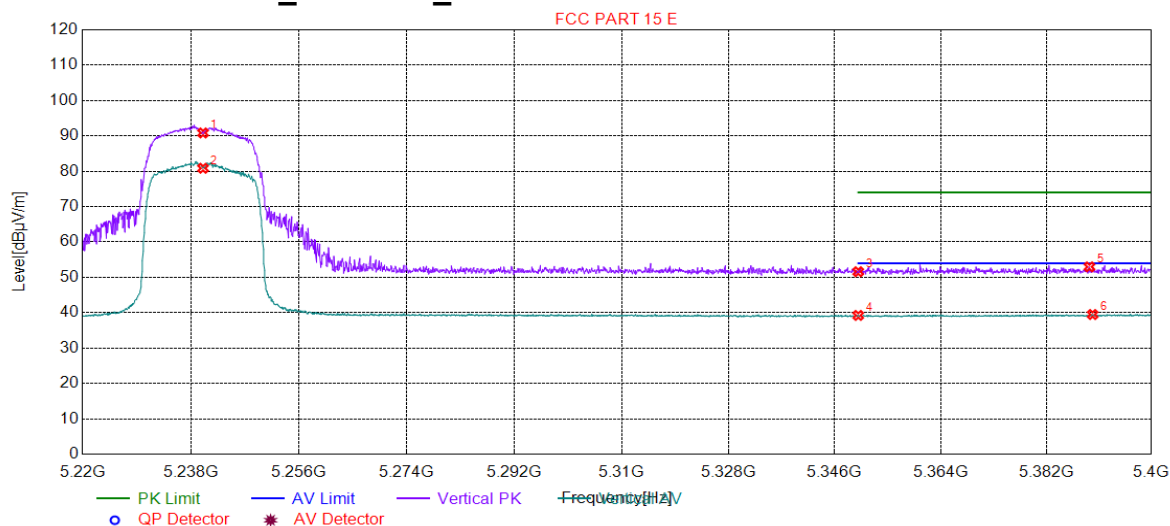


## Suspected List

Suspected List								
NO.	Freq. [MHz]	Level [dBμV/m]	Factor [dB]	Limit [dBμV/m]	Margin [dB]	Height [cm]	Angle [°]	Polarity
1	5240.00	101.84	15.49	0.00	-101.84	150	56	Horizontal
2	5240.00	91.25	15.49	0.00	-91.25	150	16	Horizontal
3	5350.00	39.74	15.94	54.00	14.26	150	16	Horizontal
4	5350.00	51.92	15.94	74.00	22.08	150	360	Horizontal
5	5383.70	53.29	16.15	74.00	20.71	150	324	Horizontal
6	5388.29	39.71	16.18	54.00	14.29	150	16	Horizontal



## 4.10.1.22 11N20\_48 ANT 1\_Vertical



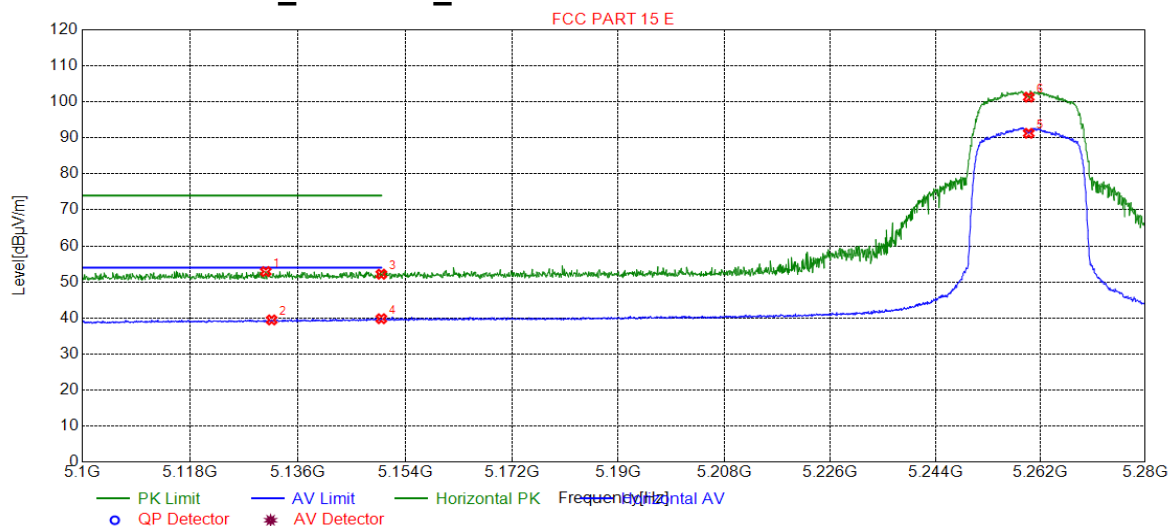
## Suspected List

Suspected List								
NO.	Freq. [MHz]	Level [dBμV/m]	Factor [dB]	Limit [dBμV/m]	Margin [dB]	Height [cm]	Angle [°]	Polarity
1	5240.00	90.83	15.49	0.00	-90.83	150	79	Vertical
2	5240.00	80.84	15.49	0.00	-80.84	150	79	Vertical
3	5350.00	51.60	15.94	74.00	22.40	150	25	Vertical
4	5350.00	39.24	15.94	54.00	14.76	150	134	Vertical
5	5389.37	52.97	16.18	74.00	21.03	150	31	Vertical
6	5389.91	39.50	16.19	54.00	14.50	150	243	Vertical





## 4.10.1.23 11N20\_52 ANT 1\_ Horizontal

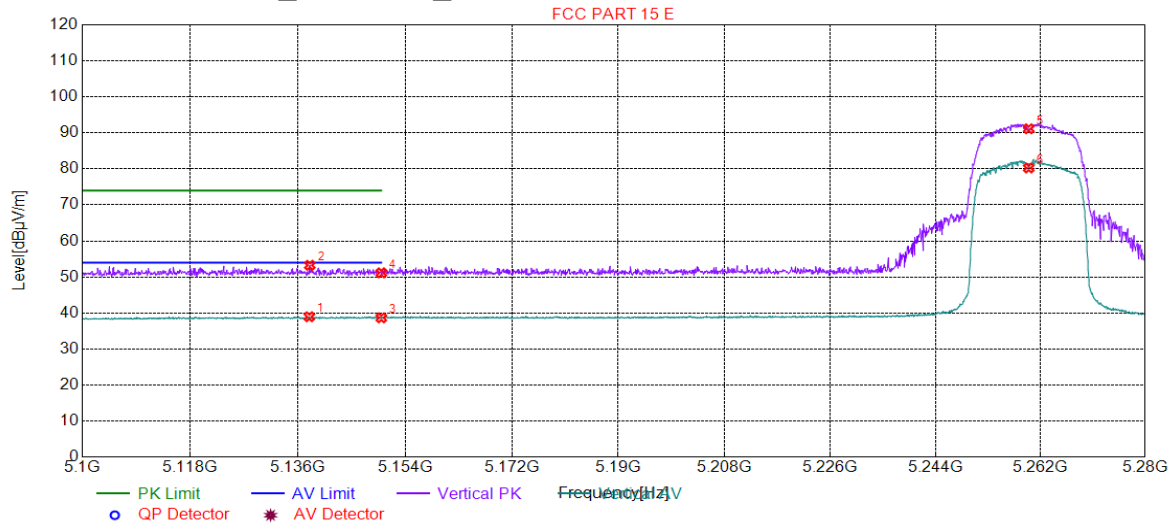


## Suspected List

Suspected List								
NO.	Freq. [MHz]	Level [dBμV/m]	Factor [dB]	Limit [dBμV/m]	Margin [dB]	Height [cm]	Angle [°]	Polarity
1	5130.61	52.88	15.35	74.00	21.12	150	42	Horizontal
2	5131.60	39.47	15.36	54.00	14.53	150	359	Horizontal
3	5150.00	52.16	15.52	0.00	-52.16	150	343	Horizontal
4	5150.00	39.80	15.52	0.00	-39.80	150	22	Horizontal
5	5260.00	91.26	15.51	0.00	-91.26	150	16	Horizontal
6	5260.00	101.31	15.51	0.00	-101.31	150	22	Horizontal



## 4.10.1.24 11N20\_52 ANT 1\_Vertical

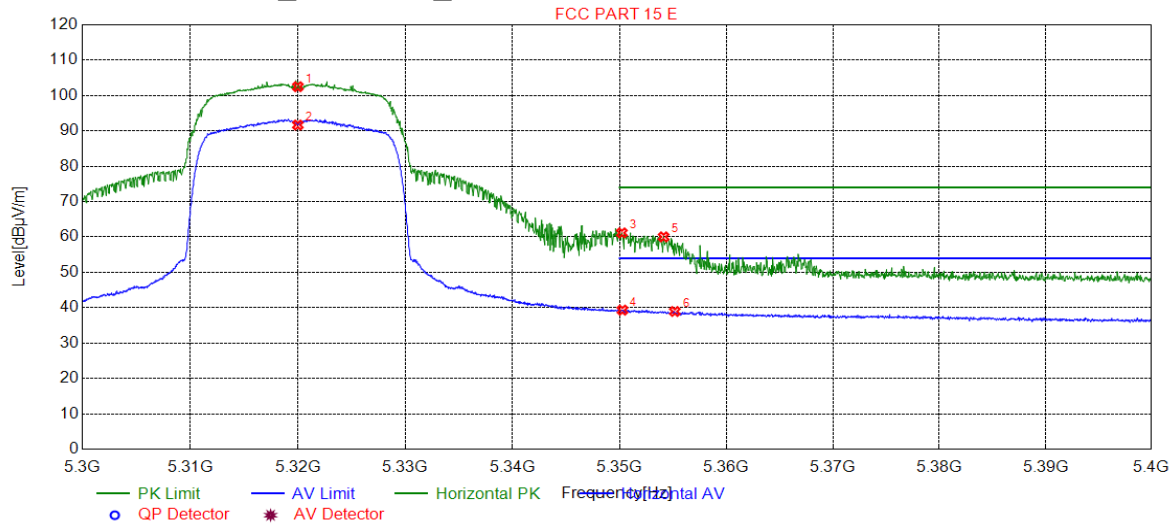


## Suspected List

Suspected List								
NO.	Freq. [MHz]	Level [dBμV/m]	Factor [dB]	Limit [dBμV/m]	Margin [dB]	Height [cm]	Angle [°]	Polarity
1	5137.90	38.96	15.42	54.00	15.04	150	99	Vertical
2	5137.99	53.25	15.42	74.00	20.75	150	236	Vertical
3	5150.00	38.66	15.52	0.00	-38.66	150	250	Vertical
4	5150.00	51.15	15.52	0.00	-51.15	150	331	Vertical
5	5260.00	91.13	15.51	0.00	-91.13	150	79	Vertical
6	5260.00	80.25	15.51	0.00	-80.25	150	72	Vertical



## 4.10.1.25 11N20\_64 ANT 1\_ Horizontal

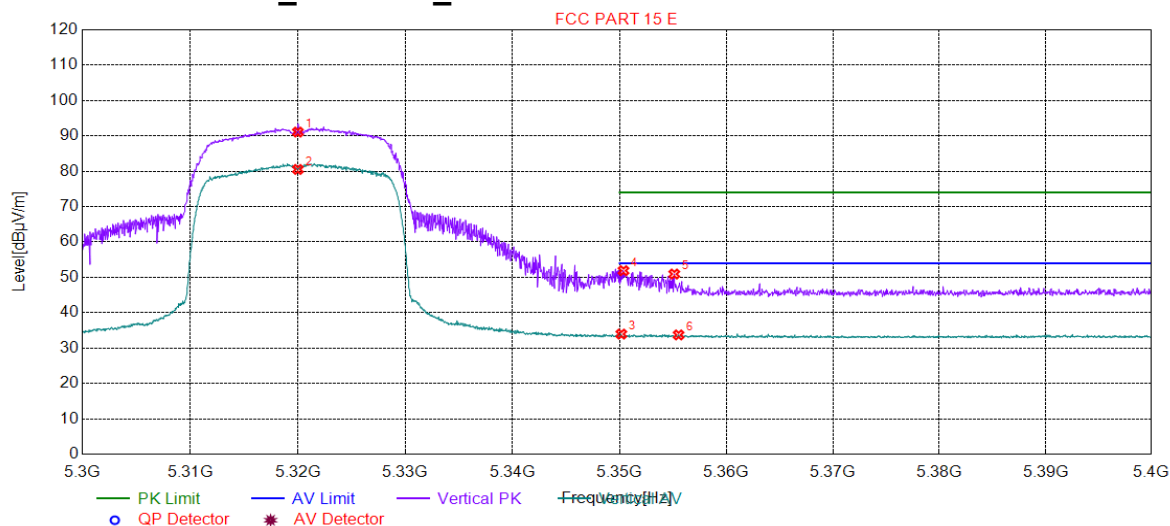


## Suspected List

Suspected List								
NO.	Freq. [MHz]	Level [dBμV/m]	Factor [dB]	Limit [dBμV/m]	Margin [dB]	Height [cm]	Angle [°]	Polarity
1	5320.00	102.49	15.80	0.00	-102.49	150	16	Horizontal
2	5320.00	91.66	15.80	0.00	-91.66	150	22	Horizontal
3	5350.22	61.15	15.94	74.00	12.85	150	22	Horizontal
4	5350.27	39.32	15.94	54.00	14.68	150	16	Horizontal
5	5354.12	60.03	15.97	74.00	13.97	150	22	Horizontal
6	5355.17	38.94	15.97	54.00	15.06	150	16	Horizontal



## 4.10.1.26 11N20\_64 ANT 1\_Vertical

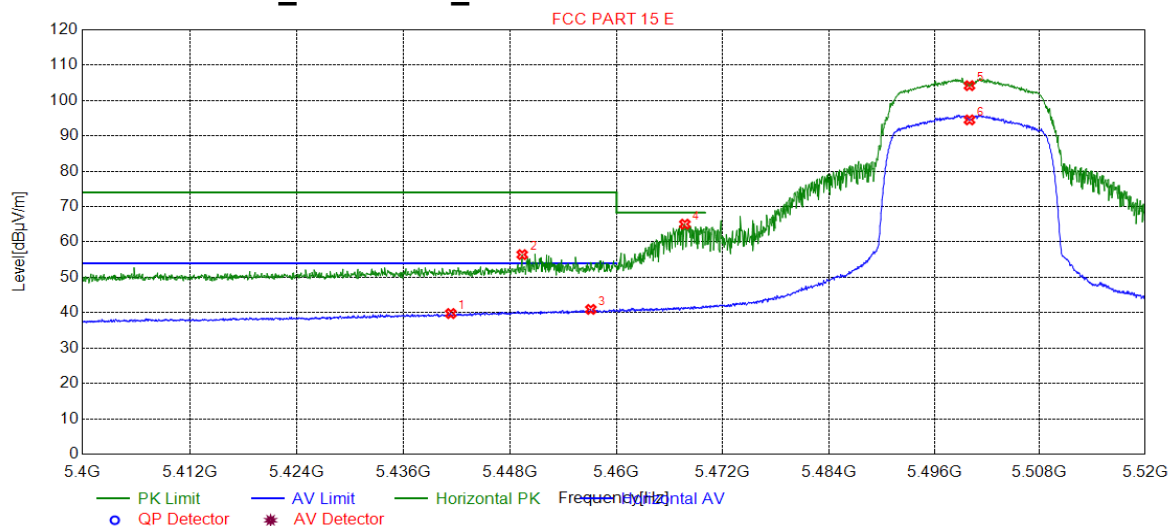


## Suspected List

Suspected List								
NO.	Freq. [MHz]	Level [dBμV/m]	Factor [dB]	Limit [dBμV/m]	Margin [dB]	Height [cm]	Angle [°]	Polarity
1	5320.00	91.08	15.80	0.00	-91.08	150	190	Vertical
2	5320.00	80.52	15.80	0.00	-80.52	150	203	Vertical
3	5350.17	33.96	15.94	54.00	20.04	150	196	Vertical
4	5350.37	51.89	15.94	74.00	22.11	150	196	Vertical
5	5355.12	50.94	15.97	74.00	23.06	150	196	Vertical
6	5355.52	33.72	15.97	54.00	20.28	150	203	Vertical



## 4.10.1.27 11N20\_100 ANT 1\_ Horizontal



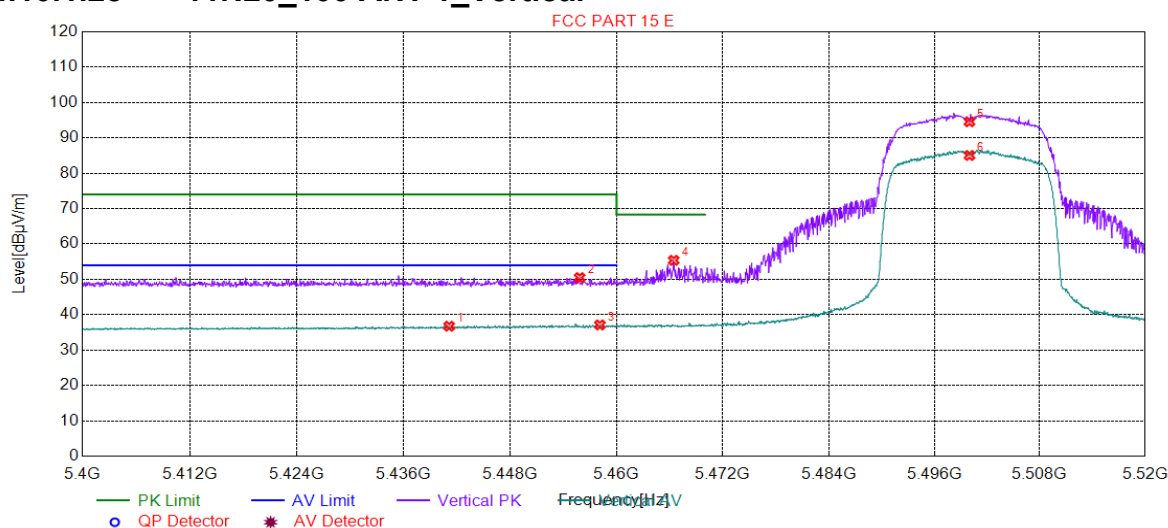
## Suspected List

Suspected List								
NO.	Freq. [MHz]	Level [dBμV/m]	Factor [dB]	Limit [dBμV/m]	Margin [dB]	Height [cm]	Angle [°]	Polarity
1	5441.30	39.77	16.25	54.00	14.23	150	19	Horizontal
2	5449.34	56.43	16.25	74.00	17.57	150	30	Horizontal
3	5457.08	40.94	16.25	54.00	13.06	150	19	Horizontal
4	5467.71	65.04	16.25	68.30	3.26	150	19	Horizontal
5	5500.00	104.20	16.25	0.00	-104.20	150	19	Horizontal
6	5500.00	94.52	16.25	0.00	-94.52	150	19	Horizontal





## 4.10.1.28 11N20\_100 ANT 1\_Vertical

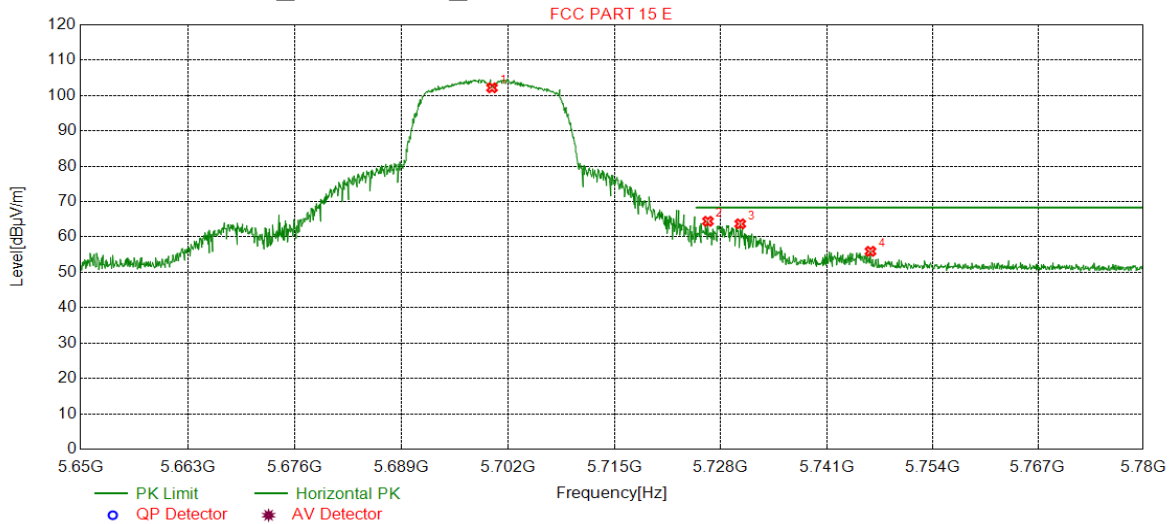


## Suspected List

Suspected List								
NO.	Freq. [MHz]	Level [dBμV/m]	Factor [dB]	Limit [dBμV/m]	Margin [dB]	Height [cm]	Angle [°]	Polarity
1	5441.12	36.75	16.25	54.00	17.25	150	196	Vertical
2	5455.82	50.50	16.25	74.00	23.50	150	190	Vertical
3	5458.10	37.11	16.25	54.00	16.89	150	190	Vertical
4	5466.45	55.39	16.25	68.30	12.91	150	196	Vertical
5	5500.00	94.56	16.25	0.00	-94.56	150	185	Vertical
6	5500.00	85.03	16.25	0.00	-85.03	150	190	Vertical



## 4.10.1.29 11N20\_140 ANT 1\_ Horizontal

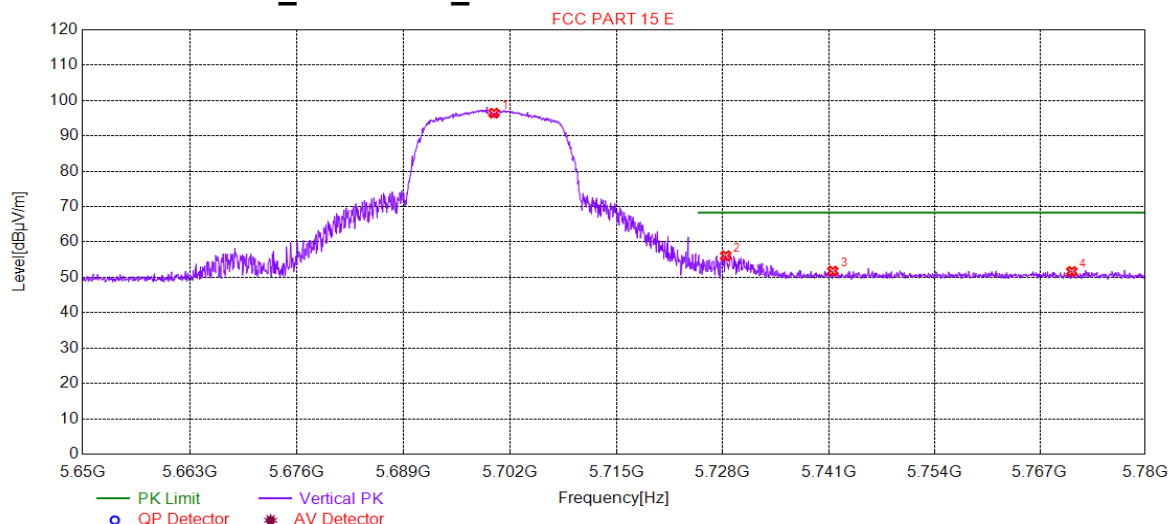


## Suspected List

Suspected List								
NO.	Freq. [MHz]	Level [dBμV/m]	Factor [dB]	Limit [dBμV/m]	Margin [dB]	Height [cm]	Angle [°]	Polarity
1	5700.00	102.18	16.80	0.00	-102.18	150	25	Horizontal
2	5726.41	64.44	16.97	68.30	3.86	150	16	Horizontal
3	5730.38	63.72	16.99	68.30	4.58	150	16	Horizontal
4	5746.37	55.95	17.10	68.30	12.35	150	25	Horizontal



## 4.10.1.30 11N20\_140 ANT 1\_Vertical

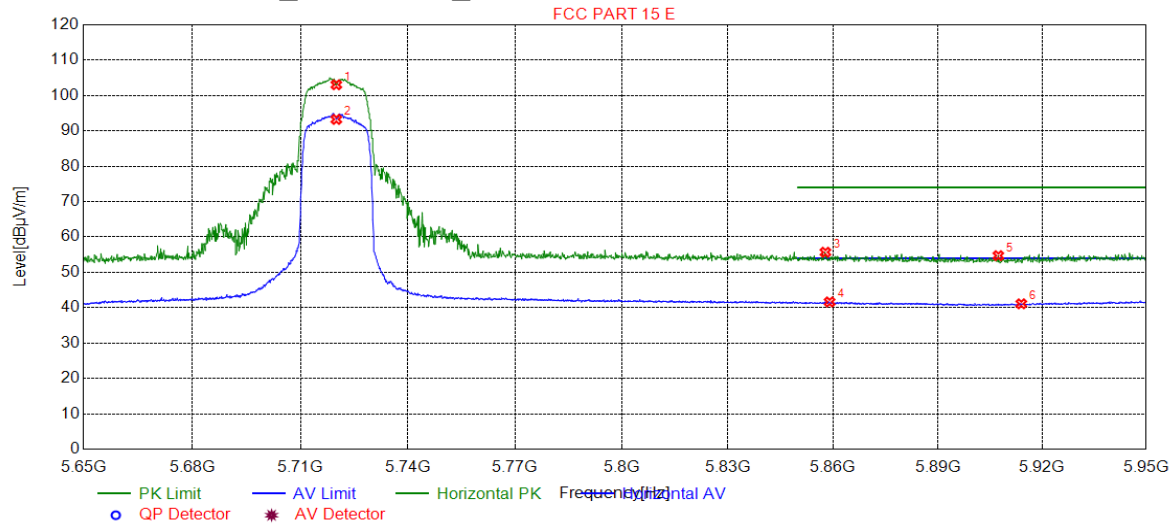


## Suspected List

Suspected List								
NO.	Freq. [MHz]	Level [dBμV/m]	Factor [dB]	Limit [dBμV/m]	Margin [dB]	Height [cm]	Angle [°]	Polarity
1	5700.00	96.43	16.80	0.00	-96.43	150	247	Vertical
2	5728.36	56.10	16.98	68.30	12.20	150	215	Vertical
3	5741.50	51.79	17.07	68.30	16.51	150	49	Vertical
4	5770.96	51.67	17.15	68.30	16.63	150	90	Vertical



## 4.10.1.31 11N20\_144 ANT 1\_ Horizontal

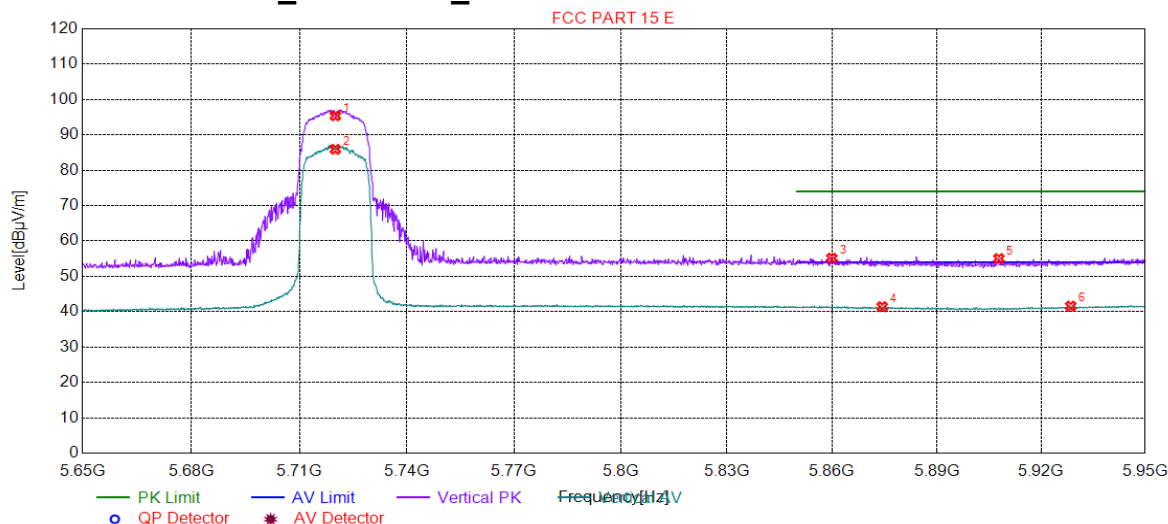


## Suspected List

Suspected List								
NO.	Freq. [MHz]	Level [dBμV/m]	Factor [dB]	Limit [dBμV/m]	Margin [dB]	Height [cm]	Angle [°]	Polarity
1	5720.00	103.04	16.93	0.00	-103.04	150	22	Horizontal
2	5720.00	93.25	16.93	0.00	-93.25	150	28	Horizontal
3	5857.85	55.69	17.24	74.00	18.31	150	28	Horizontal
4	5859.05	41.64	17.23	54.00	12.36	150	225	Horizontal
5	5907.37	54.72	17.22	74.00	19.28	150	197	Horizontal
6	5913.98	41.11	17.33	54.00	12.89	150	218	Horizontal



## 4.10.1.32 11N20\_144 ANT 1\_Vertical



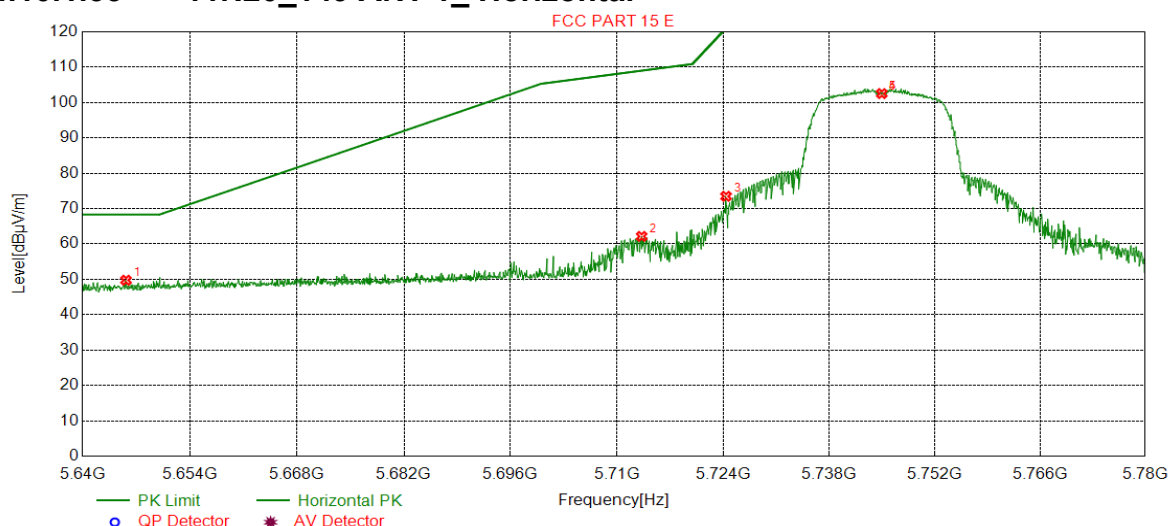
## Suspected List

Suspected List								
NO.	Freq. [MHz]	Level [dBμV/m]	Factor [dB]	Limit [dBμV/m]	Margin [dB]	Height [cm]	Angle [°]	Polarity
1	5720.00	95.40	16.93	0.00	-95.40	150	184	Vertical
2	5720.00	85.92	16.93	0.00	-85.92	150	184	Vertical
3	5859.95	55.15	17.23	74.00	18.85	150	292	Vertical
4	5874.36	41.43	17.19	54.00	12.57	150	285	Vertical
5	5907.82	55.03	17.23	74.00	18.97	150	204	Vertical
6	5928.53	41.60	17.55	54.00	12.40	150	318	Vertical





## 4.10.1.33 11N20\_149 ANT 1\_ Horizontal

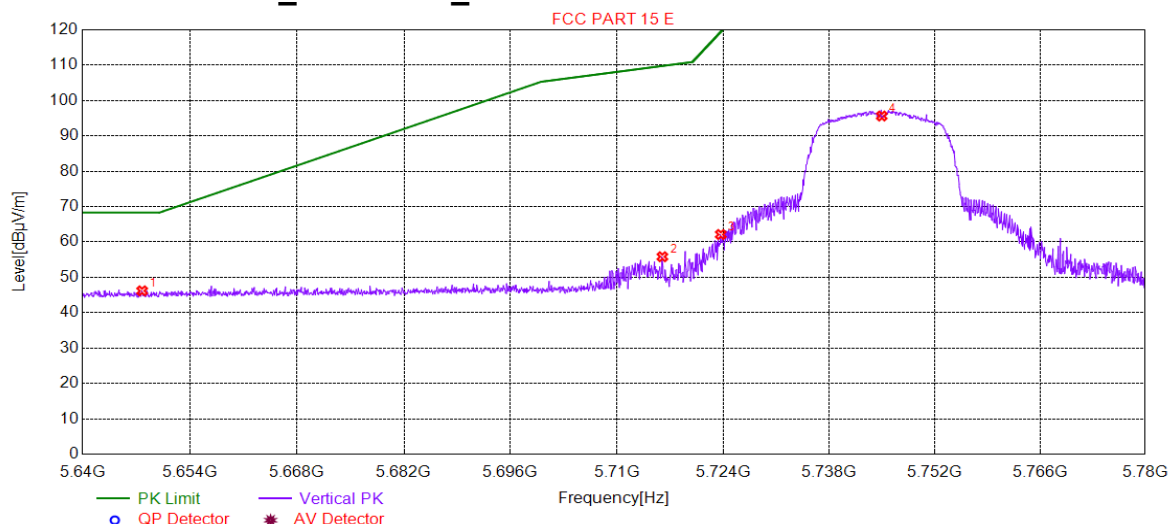


## Suspected List

Suspected List								
NO.	Freq. [MHz]	Level [dBμV/m]	Factor [dB]	Limit [dBμV/m]	Margin [dB]	Height [cm]	Angle [°]	Polarity
1	5645.67	49.76	16.54	68.30	18.54	150	29	Horizontal
2	5713.25	62.15	16.88	109.01	46.86	150	29	Horizontal
3	5724.39	73.48	16.96	120.91	47.43	150	33	Horizontal
4	5745.00	102.53	17.09	0.00	-102.53	150	33	Horizontal
5	5745.00	102.53	17.09	0.00	-102.53	150	33	Horizontal



## 4.10.1.34 11N20\_149 ANT 1\_Vertical

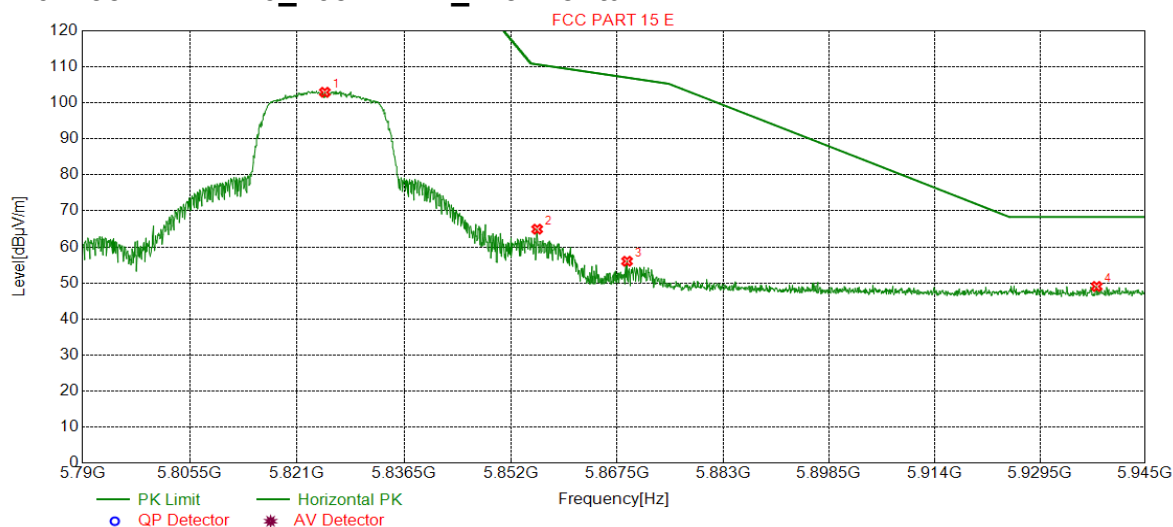


## Suspected List

Suspected List								
NO.	Freq. [MHz]	Level [dBμV/m]	Factor [dB]	Limit [dBμV/m]	Margin [dB]	Height [cm]	Angle [°]	Polarity
1	5647.77	46.19	16.53	68.30	22.11	150	185	Vertical
2	5715.98	55.83	16.90	109.78	53.95	150	194	Vertical
3	5723.69	62.12	16.95	119.32	57.20	150	185	Vertical
4	5745.00	95.62	17.09	0.00	-95.62	150	56	Vertical



## 4.10.1.35 11N20\_165 ANT 1\_ Horizontal

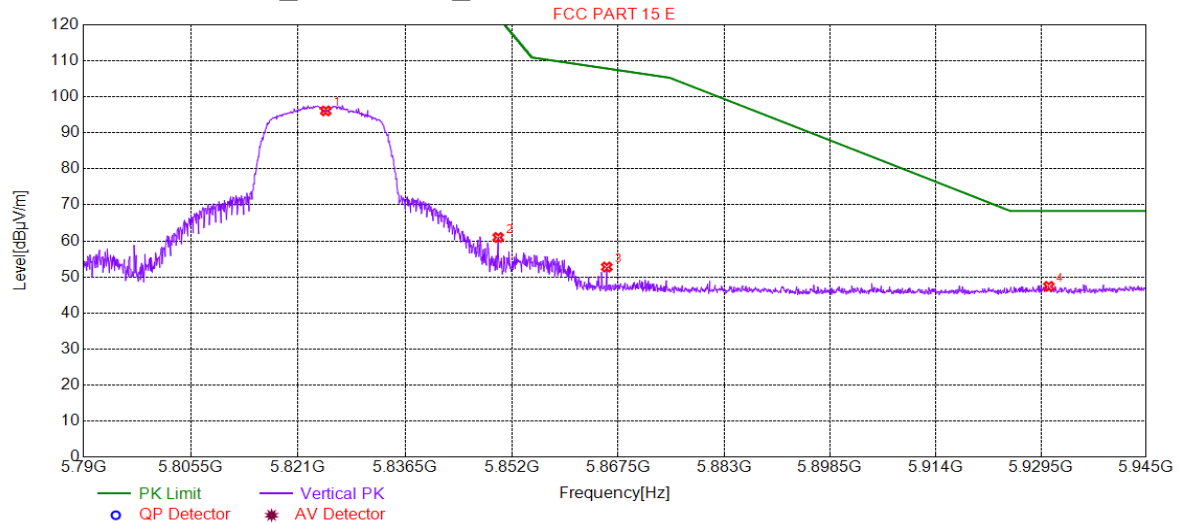


## Suspected List

Suspected List								
NO.	Freq. [MHz]	Level [dBμV/m]	Factor [dB]	Limit [dBμV/m]	Margin [dB]	Height [cm]	Angle [°]	Polarity
1	5825.00	102.93	17.23	0.00	-102.93	150	33	Horizontal
2	5855.83	64.93	17.24	110.67	45.74	150	239	Horizontal
3	5868.93	56.03	17.20	107.00	50.97	150	16	Horizontal
4	5937.86	49.03	17.69	68.30	19.27	150	38	Horizontal



## 4.10.1.36 11N20\_165 ANT 1\_Vertical

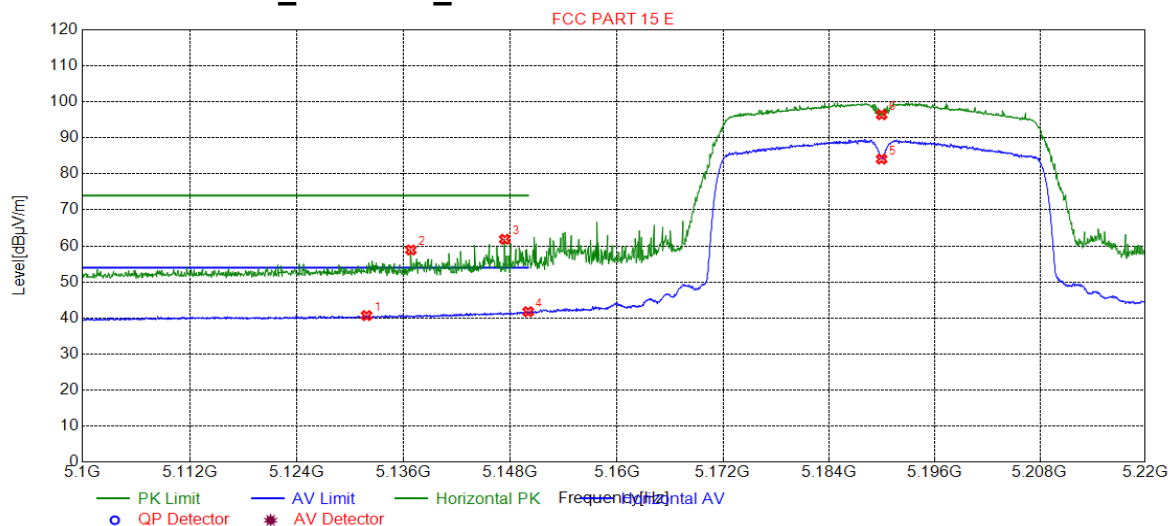


## Suspected List

Suspected List								
NO.	Freq. [MHz]	Level [dBμV/m]	Factor [dB]	Limit [dBμV/m]	Margin [dB]	Height [cm]	Angle [°]	Polarity
1	5825.00	96.09	17.23	0.00	-96.09	150	189	Vertical
2	5850.01	60.97	17.26	122.27	61.30	150	222	Vertical
3	5865.83	52.76	17.21	107.87	55.11	150	180	Vertical
4	5930.65	47.39	17.58	68.30	20.91	150	19	Vertical



## 4.10.1.37 11N40\_38 ANT 1\_ Horizontal



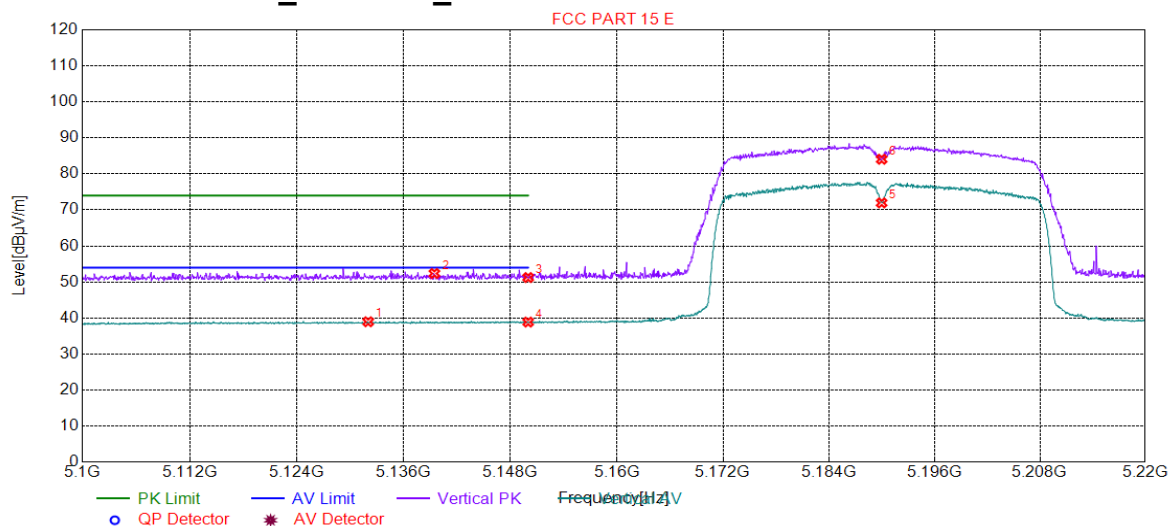
## Suspected List

Suspected List								
NO.	Freq. [MHz]	Level [dBμV/m]	Factor [dB]	Limit [dBμV/m]	Margin [dB]	Height [cm]	Angle [°]	Polarity
1	5131.81	40.67	15.36	54.00	13.33	150	358	Horizontal
2	5136.79	58.88	15.41	74.00	15.12	150	14	Horizontal
3	5147.36	61.86	15.50	74.00	12.14	150	68	Horizontal
4	5150.00	41.75	15.52	0.00	-41.75	150	360	Horizontal
5	5190.00	84.11	15.58	0.00	-84.11	150	14	Horizontal
6	5190.00	96.43	15.58	0.00	-96.43	150	14	Horizontal





## 4.10.1.38 11N40\_38 ANT 1\_Vertical

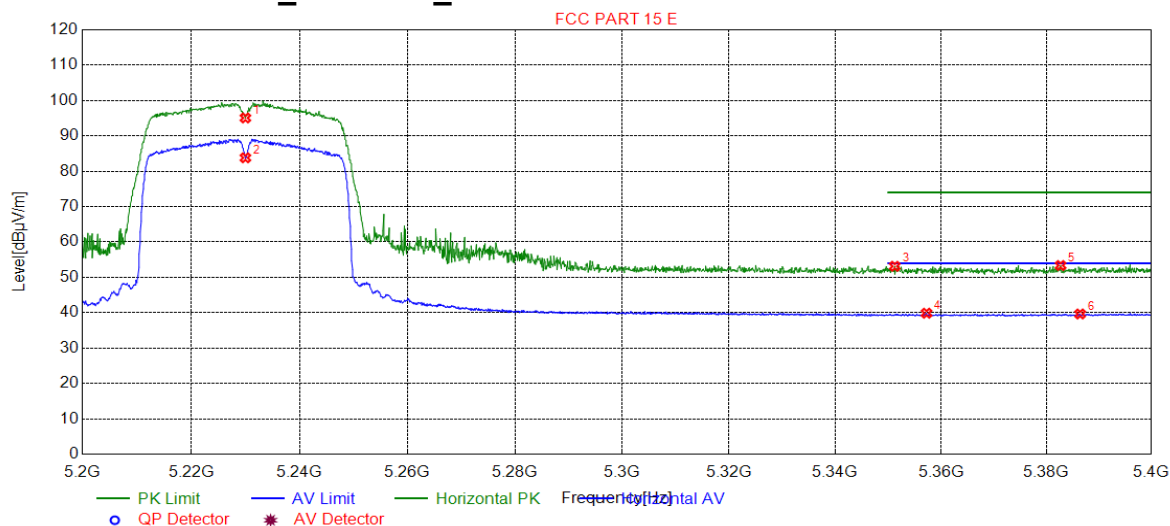


## Suspected List

Suspected List								
NO.	Freq. [MHz]	Level [dBμV/m]	Factor [dB]	Limit [dBμV/m]	Margin [dB]	Height [cm]	Angle [°]	Polarity
1	5131.99	38.95	15.37	54.00	15.05	150	346	Vertical
2	5139.43	52.35	15.43	74.00	21.65	150	293	Vertical
3	5150.00	51.23	15.52	0.00	-51.23	150	234	Vertical
4	5150.00	38.87	15.52	0.00	-38.87	150	64	Vertical
5	5190.00	71.95	15.58	0.00	-71.95	150	15	Vertical
6	5190.00	84.06	15.58	0.00	-84.06	150	9	Vertical



## 4.10.1.39 11N40\_46 ANT 1\_ Horizontal

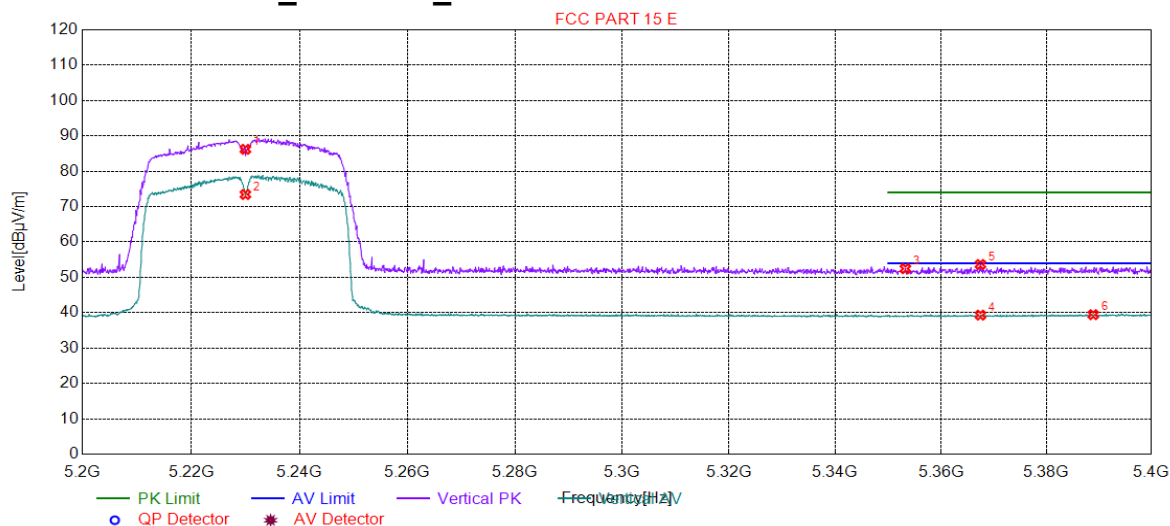


## Suspected List

Suspected List								
NO.	Freq. [MHz]	Level [dBμV/m]	Factor [dB]	Limit [dBμV/m]	Margin [dB]	Height [cm]	Angle [°]	Polarity
1	5230.00	95.07	15.51	0.00	-95.07	150	50	Horizontal
2	5230.00	83.80	15.51	0.00	-83.80	150	16	Horizontal
3	5351.27	53.13	15.95	74.00	20.87	150	344	Horizontal
4	5357.27	39.87	15.99	54.00	14.13	150	16	Horizontal
5	5382.69	53.35	16.14	74.00	20.65	150	36	Horizontal
6	5386.39	39.65	16.17	54.00	14.35	150	168	Horizontal



## 4.10.1.40 11N40\_46 ANT 1\_Vertical

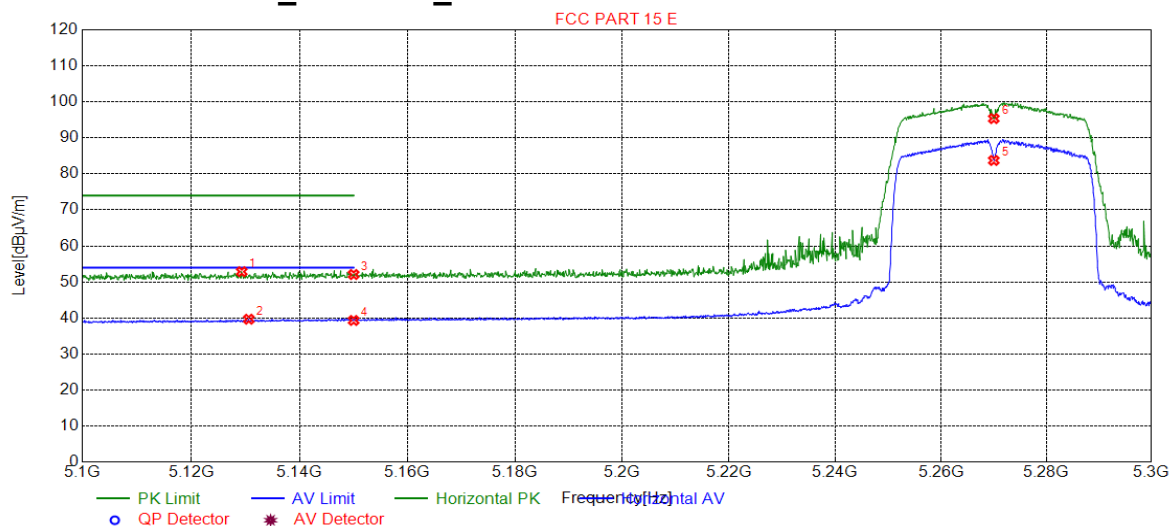


## Suspected List

Suspected List								
NO.	Freq. [MHz]	Level [dBμV/m]	Factor [dB]	Limit [dBμV/m]	Margin [dB]	Height [cm]	Angle [°]	Polarity
1	5230.00	86.21	15.51	0.00	-86.21	150	78	Vertical
2	5230.00	73.43	15.51	0.00	-73.43	150	207	Vertical
3	5353.27	52.45	15.96	74.00	21.55	150	30	Vertical
4	5367.48	39.32	16.05	54.00	14.68	150	84	Vertical
5	5367.48	53.65	16.05	74.00	20.35	150	324	Vertical
6	5388.89	39.46	16.18	54.00	14.54	150	180	Vertical



## 4.10.1.41 11N40\_54 ANT 1\_ Horizontal

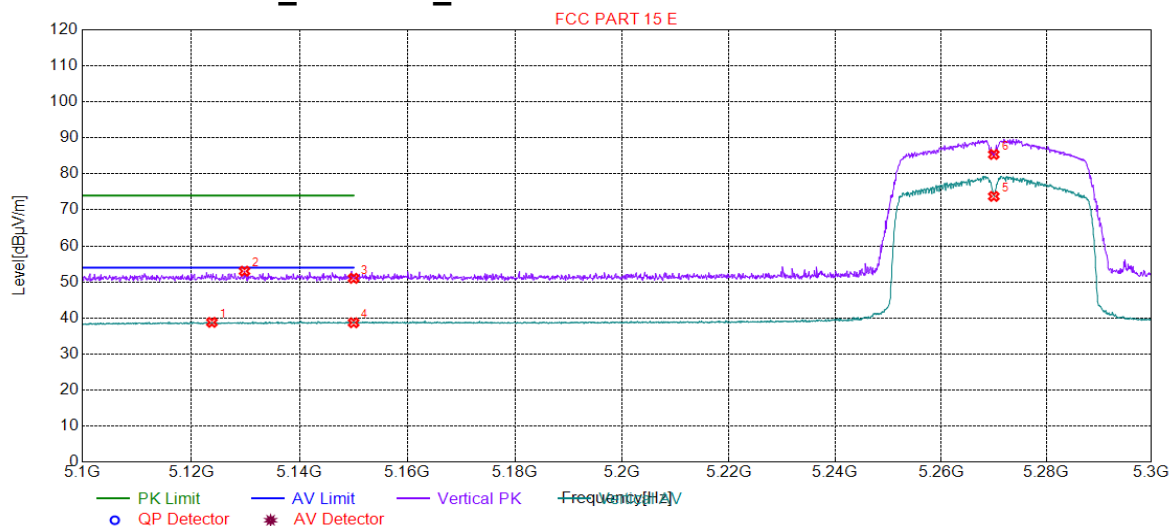


## Suspected List

Suspected List								
NO.	Freq. [MHz]	Level [dBμV/m]	Factor [dB]	Limit [dBμV/m]	Margin [dB]	Height [cm]	Angle [°]	Polarity
1	5129.31	52.85	15.34	74.00	21.15	150	35	Horizontal
2	5130.61	39.67	15.35	54.00	14.33	150	16	Horizontal
3	5150.00	52.07	15.52	0.00	-52.07	150	22	Horizontal
4	5150.00	39.32	15.52	0.00	-39.32	150	63	Horizontal
5	5270.00	83.73	15.56	0.00	-83.73	150	29	Horizontal
6	5270.00	95.35	15.56	0.00	-95.35	150	29	Horizontal



## 4.10.1.42 11N40\_54 ANT 1\_Vertical



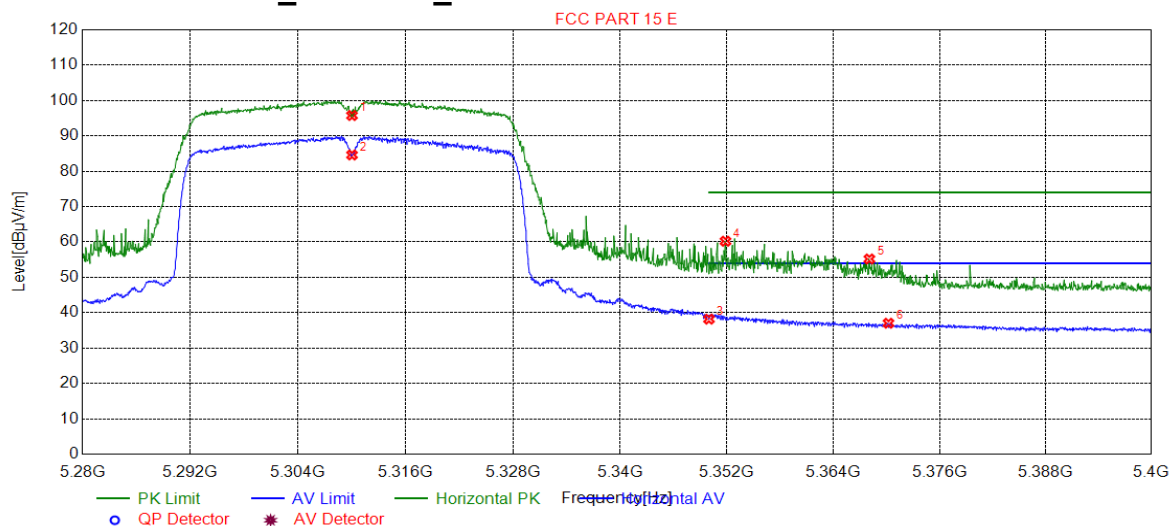
## Suspected List

Suspected List								
NO.	Freq. [MHz]	Level [dBμV/m]	Factor [dB]	Limit [dBμV/m]	Margin [dB]	Height [cm]	Angle [°]	Polarity
1	5123.81	38.79	15.29	54.00	15.21	150	32	Vertical
2	5129.81	53.00	15.35	74.00	21.00	150	1	Vertical
3	5150.00	51.01	15.52	0.00	-51.01	150	133	Vertical
4	5150.00	38.68	15.52	0.00	-38.68	150	46	Vertical
5	5270.00	73.75	15.56	0.00	-73.75	150	72	Vertical
6	5270.00	85.39	15.56	0.00	-85.39	150	202	Vertical





## 4.10.1.43 11N40\_62 ANT 1\_ Horizontal

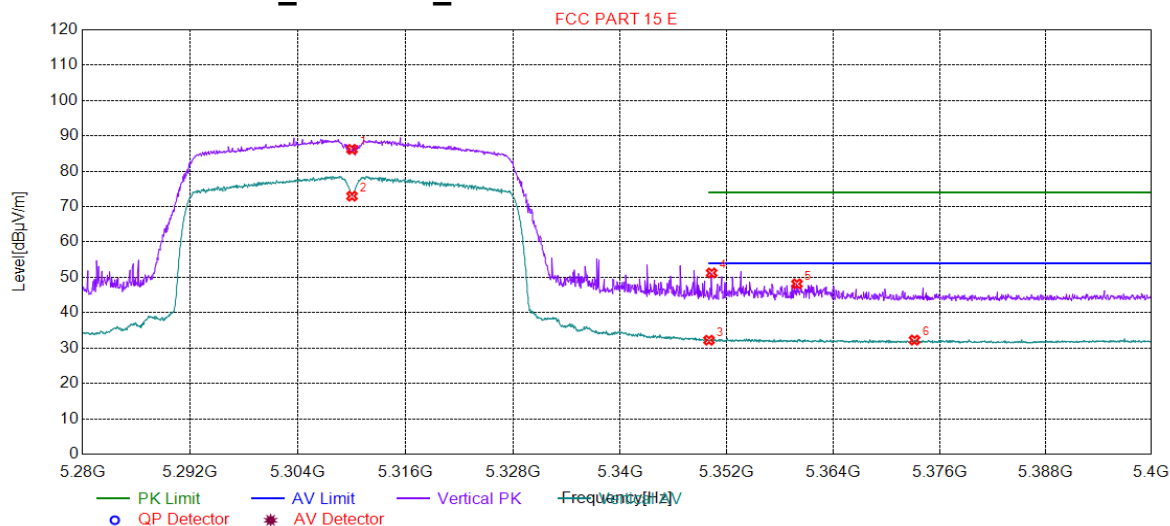


## Suspected List

Suspected List								
NO.	Freq. [MHz]	Level [dBμV/m]	Factor [dB]	Limit [dBμV/m]	Margin [dB]	Height [cm]	Angle [°]	Polarity
1	5310.00	95.75	15.75	0.00	-95.75	150	23	Horizontal
2	5310.00	84.61	15.75	0.00	-84.61	150	23	Horizontal
3	5350.00	38.19	15.94	54.00	15.81	150	16	Horizontal
4	5351.85	60.22	15.95	74.00	13.78	150	36	Horizontal
5	5368.06	55.19	16.05	74.00	18.81	150	23	Horizontal
6	5370.22	37.03	16.07	54.00	16.97	150	16	Horizontal



## 4.10.1.44 11N40\_62 ANT 1\_Vertical

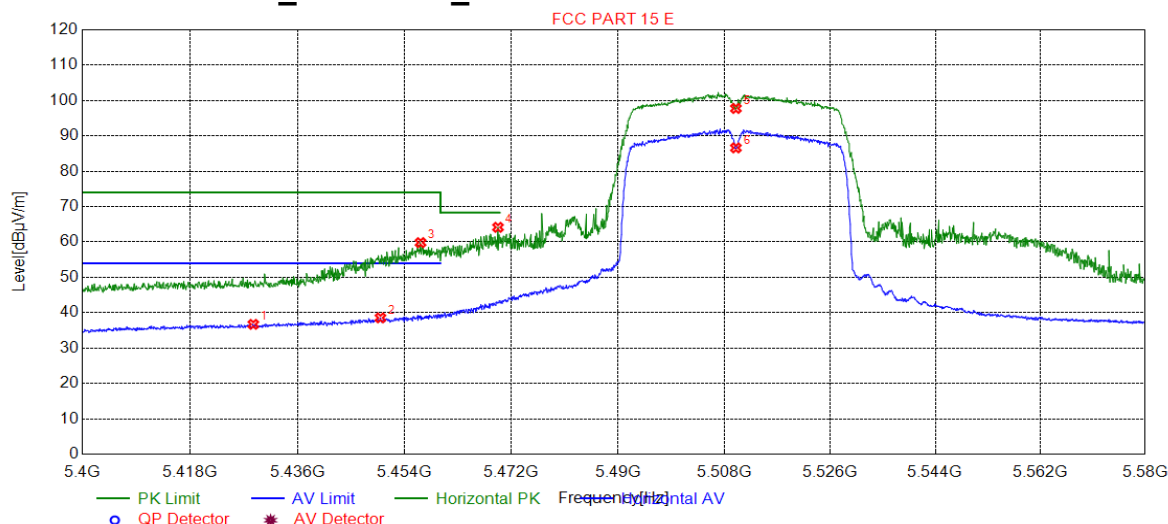


## Suspected List

Suspected List								
NO.	Freq. [MHz]	Level [dBμV/m]	Factor [dB]	Limit [dBμV/m]	Margin [dB]	Height [cm]	Angle [°]	Polarity
1	5310.00	86.20	15.75	0.00	-86.20	150	209	Vertical
2	5310.00	72.96	15.75	0.00	-72.96	150	70	Vertical
3	5350.00	32.23	15.94	54.00	21.77	150	77	Vertical
4	5350.29	51.24	15.94	74.00	22.76	150	119	Vertical
5	5359.90	48.17	16.00	74.00	25.83	150	56	Vertical
6	5373.16	32.27	16.08	54.00	21.73	150	195	Vertical



## 4.10.1.45 11N40\_102 ANT 1\_ Horizontal

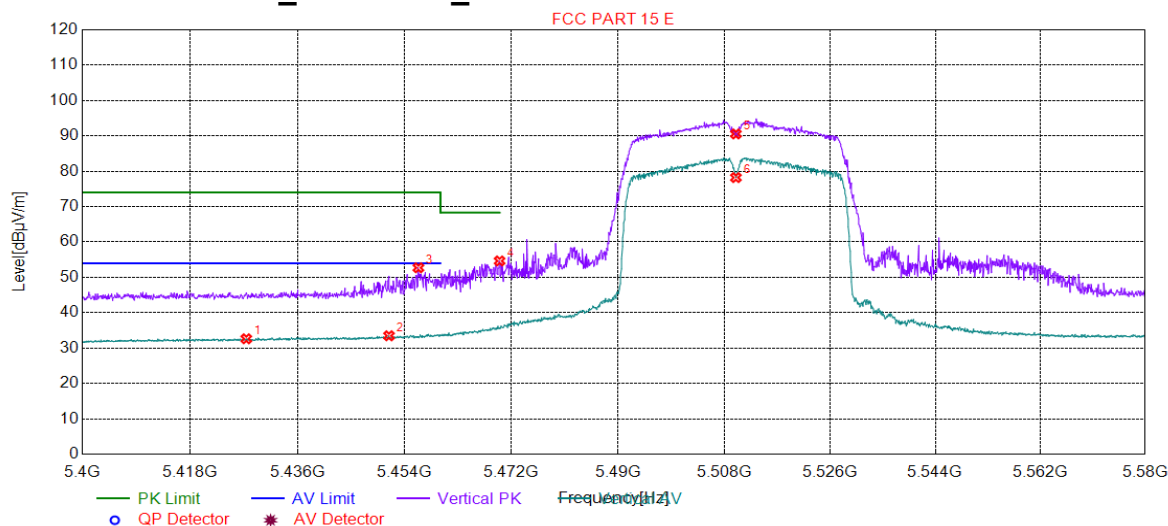


## Suspected List

Suspected List								
NO.	Freq. [MHz]	Level [dBμV/m]	Factor [dB]	Limit [dBμV/m]	Margin [dB]	Height [cm]	Angle [°]	Polarity
1	5428.54	36.72	16.25	54.00	17.28	150	22	Horizontal
2	5449.88	38.55	16.25	54.00	15.45	150	22	Horizontal
3	5456.63	59.82	16.25	74.00	14.18	150	22	Horizontal
4	5469.69	64.15	16.25	68.30	4.15	150	22	Horizontal
5	5510.00	97.76	16.28	0.00	-97.76	150	35	Horizontal
6	5510.00	86.61	16.28	0.00	-86.61	150	22	Horizontal



## 4.10.1.46 11N40\_102 ANT 1\_Vertical

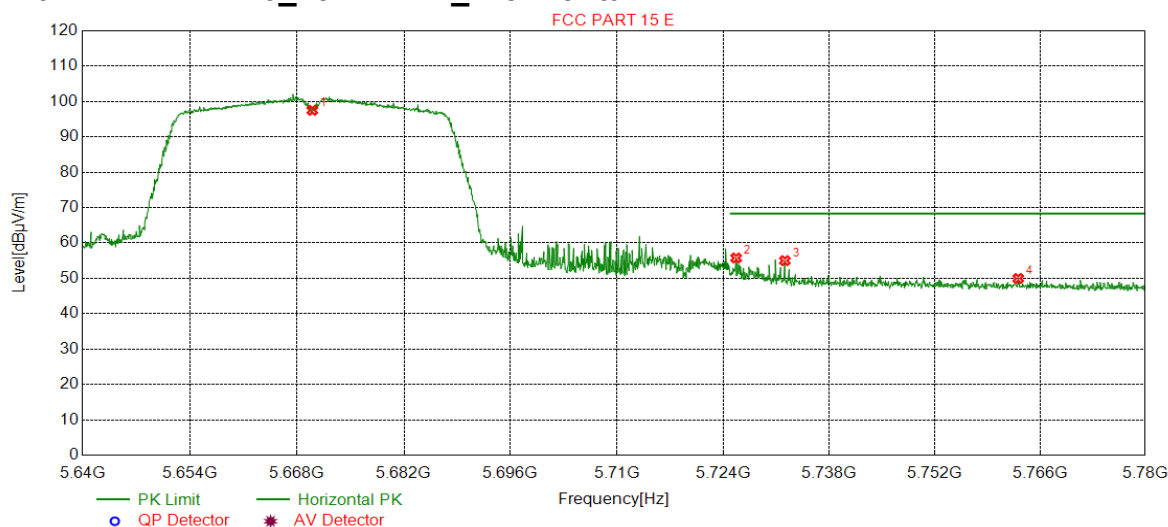


## Suspected List

Suspected List								
NO.	Freq. [MHz]	Level [dBμV/m]	Factor [dB]	Limit [dBμV/m]	Margin [dB]	Height [cm]	Angle [°]	Polarity
1	5427.37	32.63	16.25	54.00	21.37	150	202	Vertical
2	5451.32	33.48	16.25	54.00	20.52	150	195	Vertical
3	5456.27	52.71	16.25	74.00	21.29	150	195	Vertical
4	5469.96	54.64	16.25	68.30	13.66	150	0	Vertical
5	5510.00	90.55	16.28	0.00	-90.55	150	195	Vertical
6	5510.00	78.21	16.28	0.00	-78.21	150	195	Vertical



## 4.10.1.47 11N40\_134 ANT 1\_ Horizontal



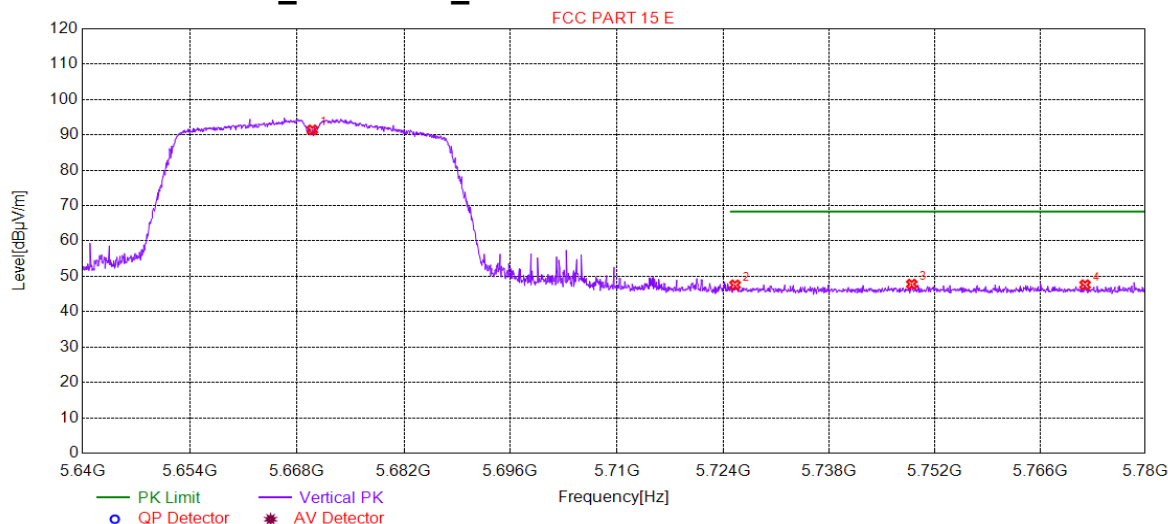
## Suspected List

Suspected List								
NO.	Freq. [MHz]	Level [dBμV/m]	Factor [dB]	Limit [dBμV/m]	Margin [dB]	Height [cm]	Angle [°]	Polarity
1	5670.00	97.52	16.64	0.00	-97.52	150	29	Horizontal
2	5725.72	55.76	16.96	68.30	12.54	150	29	Horizontal
3	5732.16	55.01	17.01	68.30	13.29	150	46	Horizontal
4	5763.12	49.97	17.14	68.30	18.33	150	29	Horizontal





## 4.10.1.48 11N40\_134 ANT 1\_Vertical

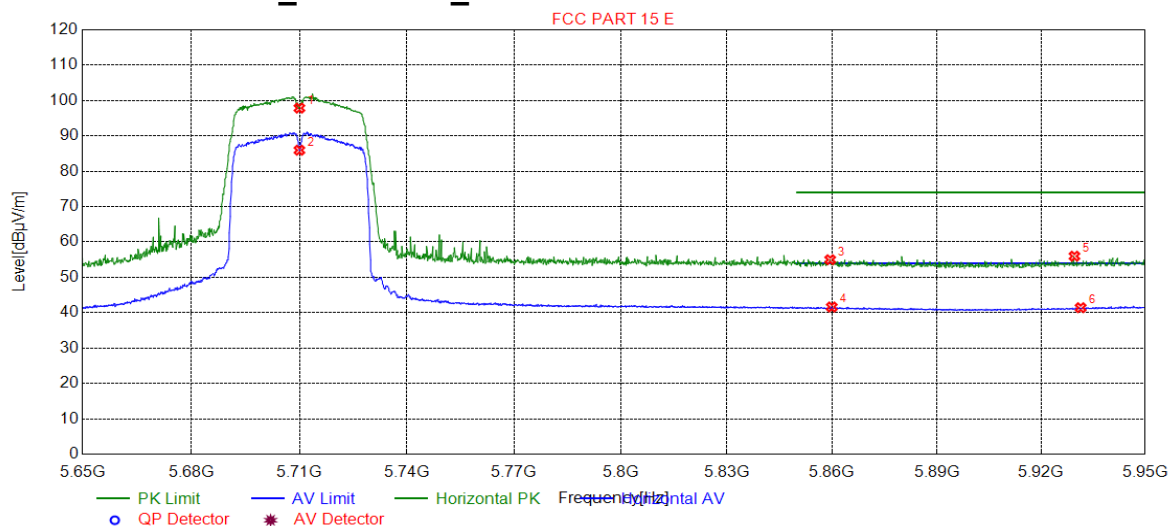


## Suspected List

Suspected List								
NO.	Freq. [MHz]	Level [dBμV/m]	Factor [dB]	Limit [dBμV/m]	Margin [dB]	Height [cm]	Angle [°]	Polarity
1	5670.00	91.41	16.64	0.00	-91.41	150	250	Vertical
2	5725.58	47.58	16.96	68.30	20.72	150	218	Vertical
3	5748.97	47.79	17.11	68.30	20.51	150	222	Vertical
4	5772.01	47.61	17.15	68.30	20.69	150	218	Vertical



## 4.10.1.49 11N40\_142 ANT 1\_ Horizontal

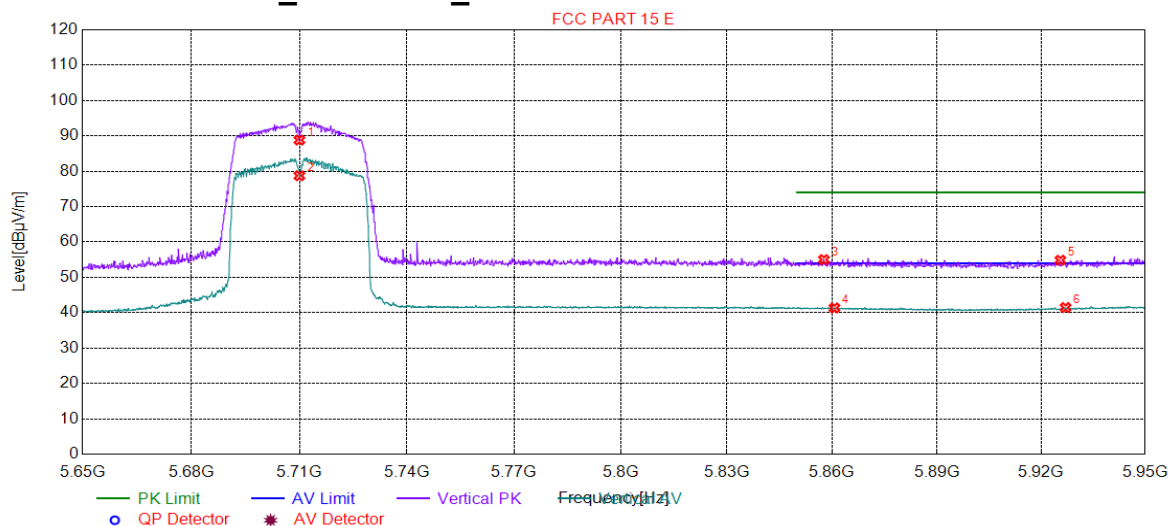


## Suspected List

Suspected List								
NO.	Freq. [MHz]	Level [dBμV/m]	Factor [dB]	Limit [dBμV/m]	Margin [dB]	Height [cm]	Angle [°]	Polarity
1	5710.00	97.86	16.86	0.00	-97.86	150	30	Horizontal
2	5710.00	85.95	16.86	0.00	-85.95	150	23	Horizontal
3	5859.50	54.98	17.23	74.00	19.02	150	77	Horizontal
4	5859.95	41.62	17.23	54.00	12.38	150	30	Horizontal
5	5929.58	55.99	17.57	74.00	18.01	150	235	Horizontal
6	5931.39	41.42	17.59	54.00	12.58	150	228	Horizontal



## 4.10.1.50 11N40\_142 ANT 1\_Vertical

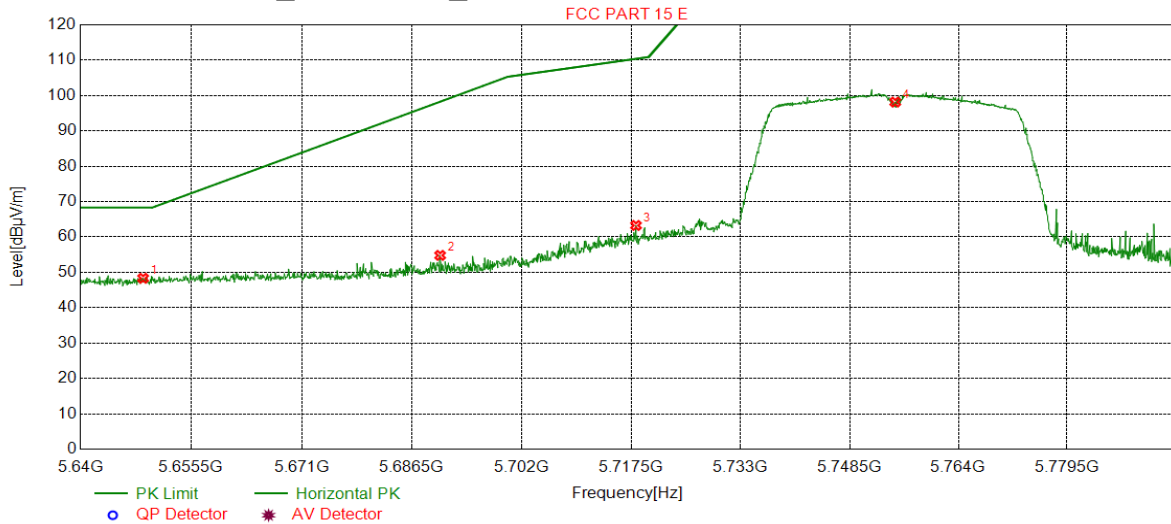


## Suspected List

Suspected List								
NO.	Freq. [MHz]	Level [dBμV/m]	Factor [dB]	Limit [dBμV/m]	Margin [dB]	Height [cm]	Angle [°]	Polarity
1	5710.00	88.81	16.86	0.00	-88.81	150	206	Vertical
2	5710.00	78.72	16.86	0.00	-78.72	150	192	Vertical
3	5857.70	55.02	17.24	74.00	18.98	150	179	Vertical
4	5860.70	41.36	17.23	54.00	12.64	150	186	Vertical
5	5925.53	54.85	17.50	74.00	19.15	150	165	Vertical
6	5927.03	41.47	17.53	54.00	12.53	150	22	Vertical



## 4.10.1.51 11N40\_151 ANT 1\_ Horizontal

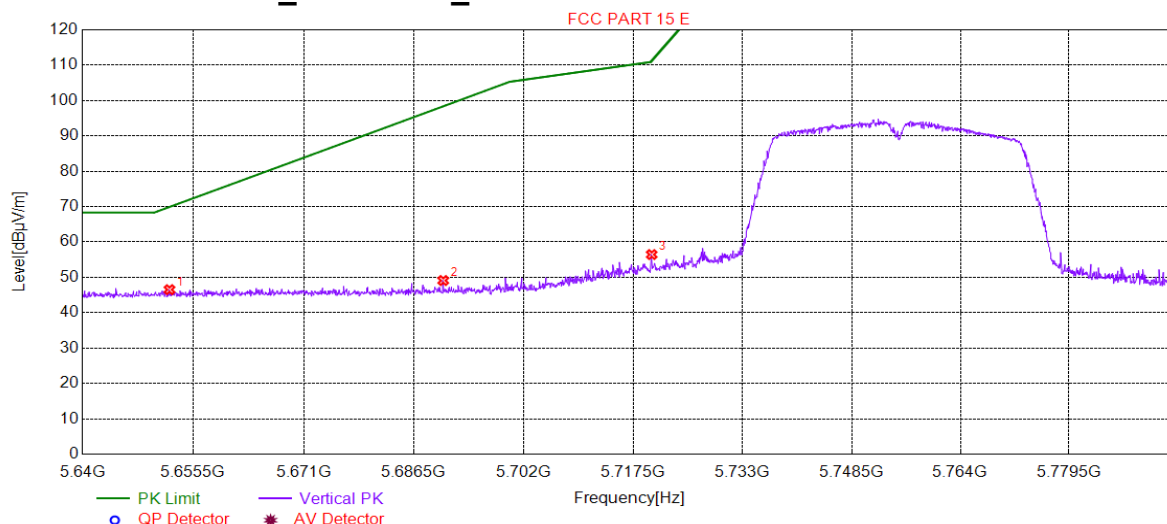


## Suspected List

Suspected List								
NO.	Freq. [MHz]	Level [dBμV/m]	Factor [dB]	Limit [dBμV/m]	Margin [dB]	Height [cm]	Angle [°]	Polarity
1	5648.76	48.33	16.53	68.30	19.97	150	2	Horizontal
2	5690.47	54.80	16.75	98.25	43.45	150	2	Horizontal
3	5718.15	63.26	16.92	110.38	47.12	150	2	Horizontal
4	5755.00	98.14	17.13	0.00	-98.14	150	2	Horizontal



## 4.10.1.52 11N40\_151 ANT 1\_Vertical



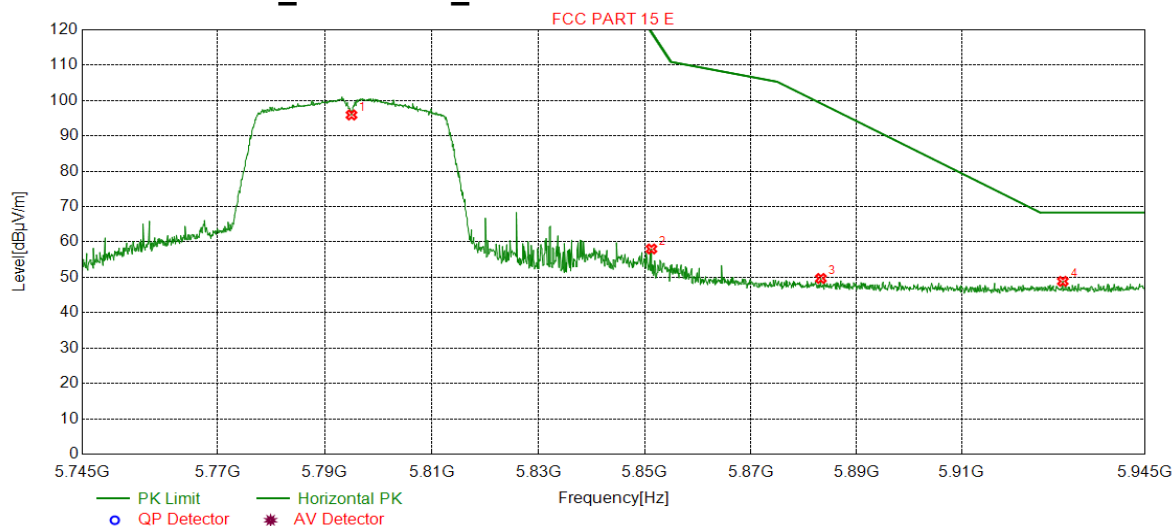
## Suspected List

Suspected List								
NO.	Freq. [MHz]	Level [dBμV/m]	Factor [dB]	Limit [dBμV/m]	Margin [dB]	Height [cm]	Angle [°]	Polarity
1	5652.17	46.52	16.54	69.91	23.39	150	172	Vertical
2	5690.63	49.10	16.75	98.37	49.27	150	56	Vertical
3	5720.09	56.45	16.93	111.12	54.67	150	252	Vertical





## 4.10.1.53 11N40\_159 ANT 1\_ Horizontal

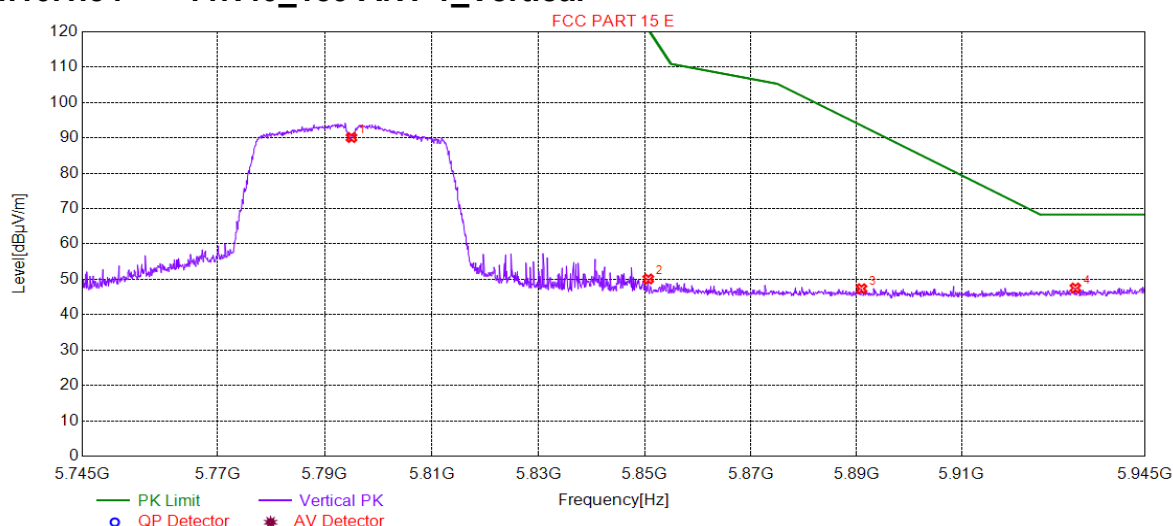


## Suspected List

Suspected List								
NO.	Freq. [MHz]	Level [dBμV/m]	Factor [dB]	Limit [dBμV/m]	Margin [dB]	Height [cm]	Angle [°]	Polarity
1	5795.00	95.91	17.18	0.00	-95.91	150	218	Horizontal
2	5851.25	58.03	17.26	119.44	61.41	150	8	Horizontal
3	5883.26	49.69	17.16	99.18	49.49	150	0	Horizontal
4	5929.29	48.88	17.56	68.30	19.42	150	8	Horizontal



## 4.10.1.54 11N40\_159 ANT 1\_Vertical

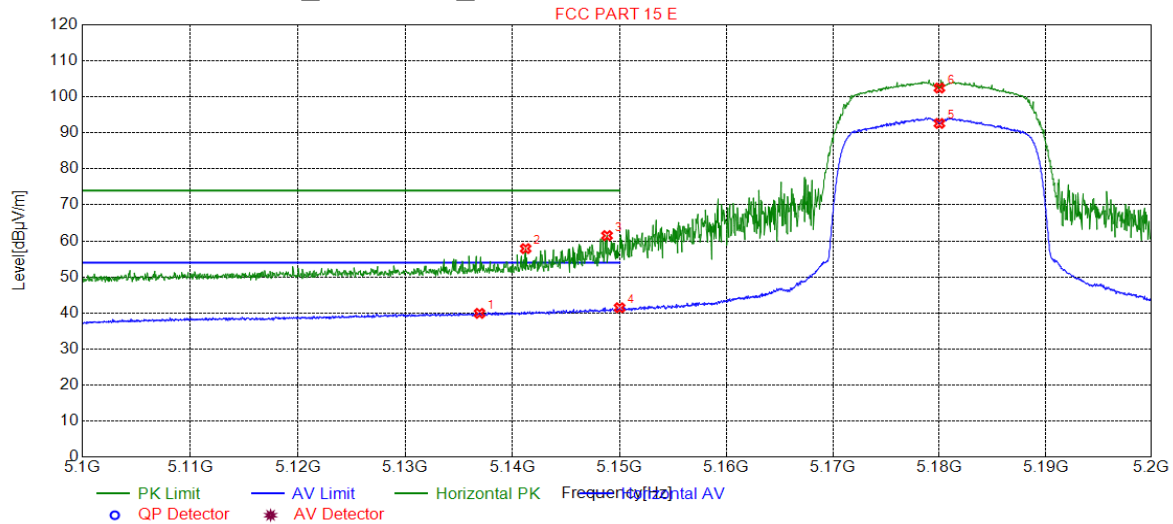


## Suspected List

Suspected List								
NO.	Freq. [MHz]	Level [dBμV/m]	Factor [dB]	Limit [dBμV/m]	Margin [dB]	Height [cm]	Angle [°]	Polarity
1	5795.00	90.10	17.18	0.00	-90.10	150	210	Vertical
2	5850.65	50.11	17.26	120.81	70.70	150	215	Vertical
3	5890.97	47.35	17.14	93.48	46.13	150	243	Vertical
4	5931.69	47.56	17.60	68.30	20.74	150	46	Vertical



## 4.10.1.55 11AC20\_36 ANT 1\_ Horizontal

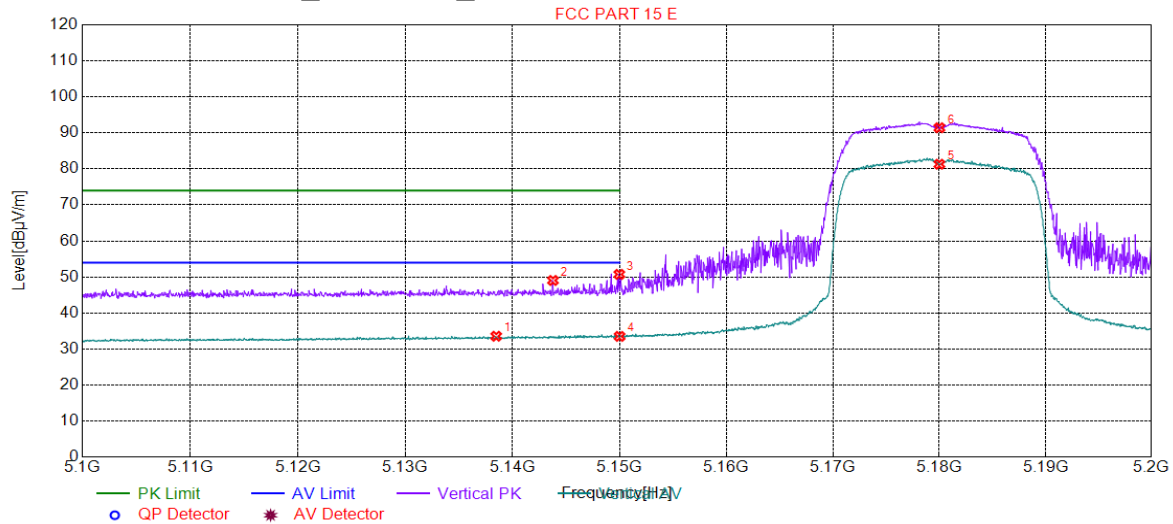


## Suspected List

Suspected List								
NO.	Freq. [MHz]	Level [dBμV/m]	Factor [dB]	Limit [dBμV/m]	Margin [dB]	Height [cm]	Angle [°]	Polarity
1	5136.91	39.90	15.41	54.00	14.10	150	346	Horizontal
2	5141.22	57.87	15.44	74.00	16.13	150	2	Horizontal
3	5148.82	61.48	15.51	74.00	12.52	150	0	Horizontal
4	5150.00	41.46	15.52	0.00	-41.46	150	346	Horizontal
5	5180.00	92.62	15.56	0.00	-92.62	150	346	Horizontal
6	5180.00	102.45	15.56	0.00	-102.45	150	0	Horizontal



## 4.10.1.56 11AC20\_36 ANT 1\_Vertical

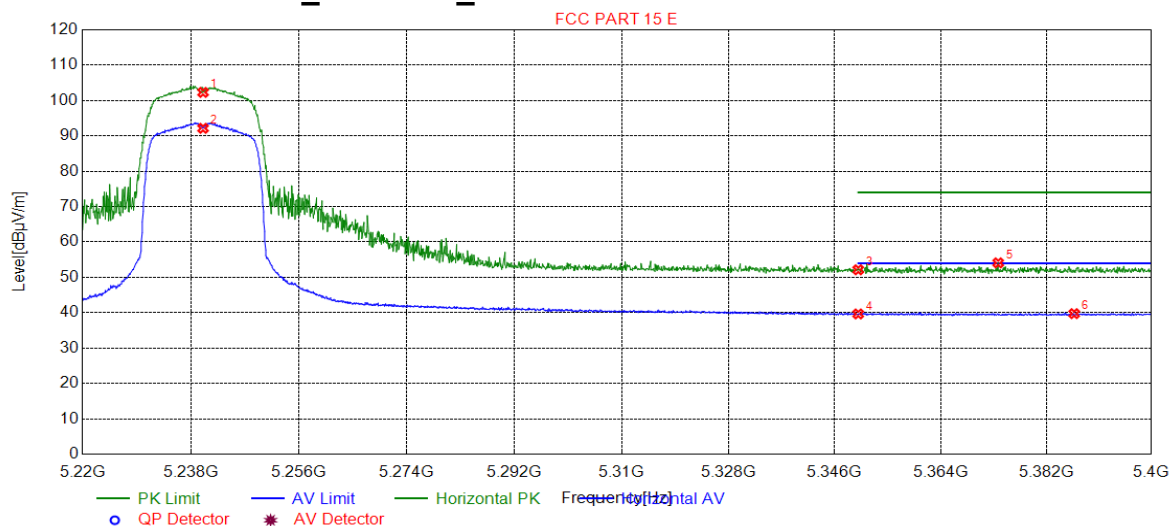


## Suspected List

Suspected List								
NO.	Freq. [MHz]	Level [dBμV/m]	Factor [dB]	Limit [dBμV/m]	Margin [dB]	Height [cm]	Angle [°]	Polarity
1	5138.46	33.55	15.42	54.00	20.45	150	61	Vertical
2	5143.77	49.03	15.47	74.00	24.97	150	50	Vertical
3	5149.97	50.72	15.52	74.00	23.28	150	61	Vertical
4	5150.00	33.51	15.52	0.00	-33.51	150	45	Vertical
5	5180.00	81.30	15.56	0.00	-81.30	150	72	Vertical
6	5180.00	91.42	15.56	0.00	-91.42	150	61	Vertical



## 4.10.1.57 11AC20\_48 ANT 1\_ Horizontal



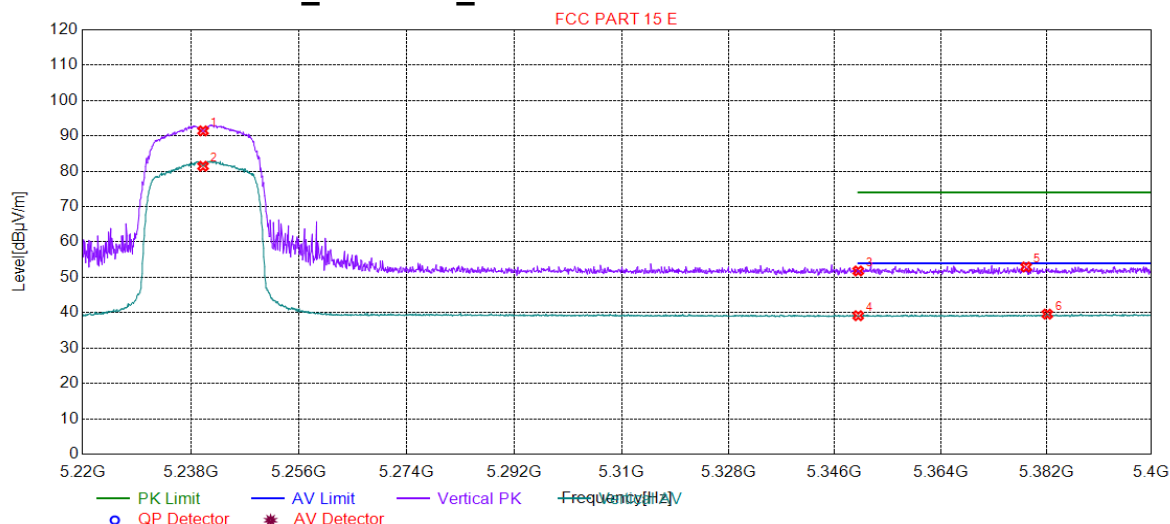
## Suspected List

Suspected List								
NO.	Freq. [MHz]	Level [dBμV/m]	Factor [dB]	Limit [dBμV/m]	Margin [dB]	Height [cm]	Angle [°]	Polarity
1	5240.00	102.30	15.49	0.00	-102.30	150	5	Horizontal
2	5240.00	92.14	15.49	0.00	-92.14	150	1	Horizontal
3	5350.00	52.14	15.94	74.00	21.86	150	344	Horizontal
4	5350.00	39.66	15.94	54.00	14.34	150	344	Horizontal
5	5373.79	54.10	16.09	74.00	19.90	150	60	Horizontal
6	5386.76	39.74	16.17	54.00	14.26	150	344	Horizontal





## 4.10.1.58 11AC20\_48 ANT 1\_Vertical

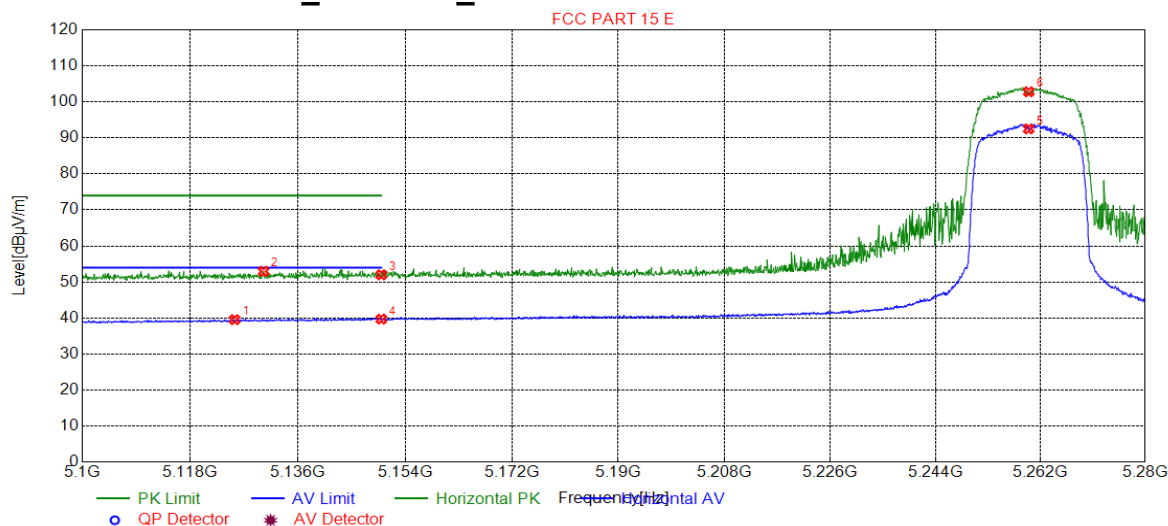


## Suspected List

Suspected List								
NO.	Freq. [MHz]	Level [dBμV/m]	Factor [dB]	Limit [dBμV/m]	Margin [dB]	Height [cm]	Angle [°]	Polarity
1	5240.00	91.41	15.49	0.00	-91.41	150	193	Vertical
2	5240.00	81.42	15.49	0.00	-81.42	150	200	Vertical
3	5350.00	51.80	15.94	74.00	22.20	150	35	Vertical
4	5350.00	39.16	15.94	54.00	14.84	150	344	Vertical
5	5378.56	52.93	16.12	74.00	21.07	150	193	Vertical
6	5382.17	39.60	16.14	54.00	14.40	150	104	Vertical



## 4.10.1.59 11AC20\_52 ANT 1\_ Horizontal

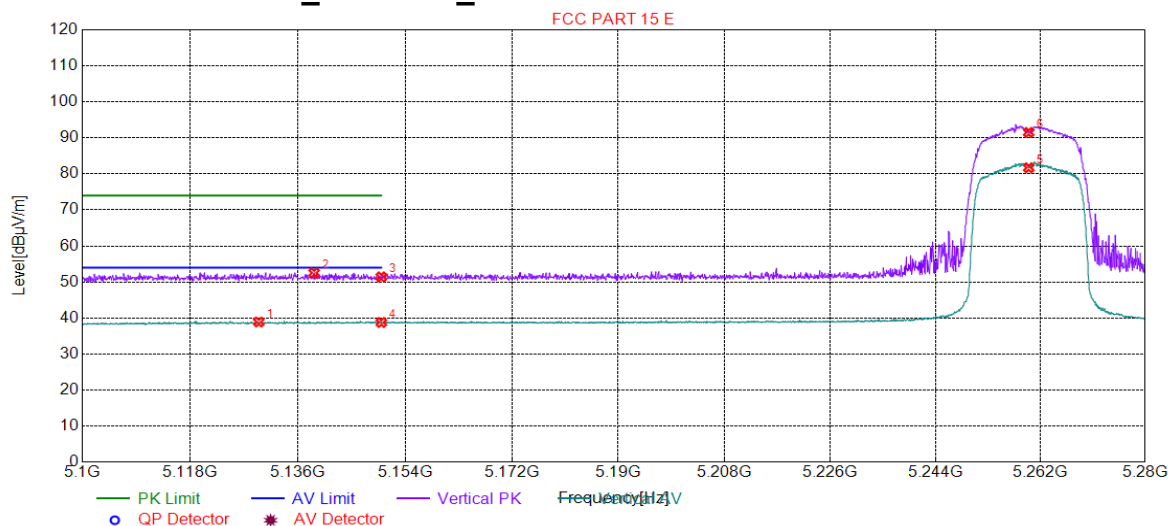


## Suspected List

Suspected List								
NO.	Freq. [MHz]	Level [dBμV/m]	Factor [dB]	Limit [dBμV/m]	Margin [dB]	Height [cm]	Angle [°]	Polarity
1	5125.39	39.54	15.31	54.00	14.46	150	36	Horizontal
2	5130.25	52.94	15.35	74.00	21.06	150	3	Horizontal
3	5150.00	51.98	15.52	0.00	-51.98	150	345	Horizontal
4	5150.00	39.70	15.52	0.00	-39.70	150	0	Horizontal
5	5260.00	92.50	15.51	0.00	-92.50	150	9	Horizontal
6	5260.00	102.79	15.51	0.00	-102.79	150	3	Horizontal



## 4.10.1.60 11AC20\_52 ANT 1\_Vertical

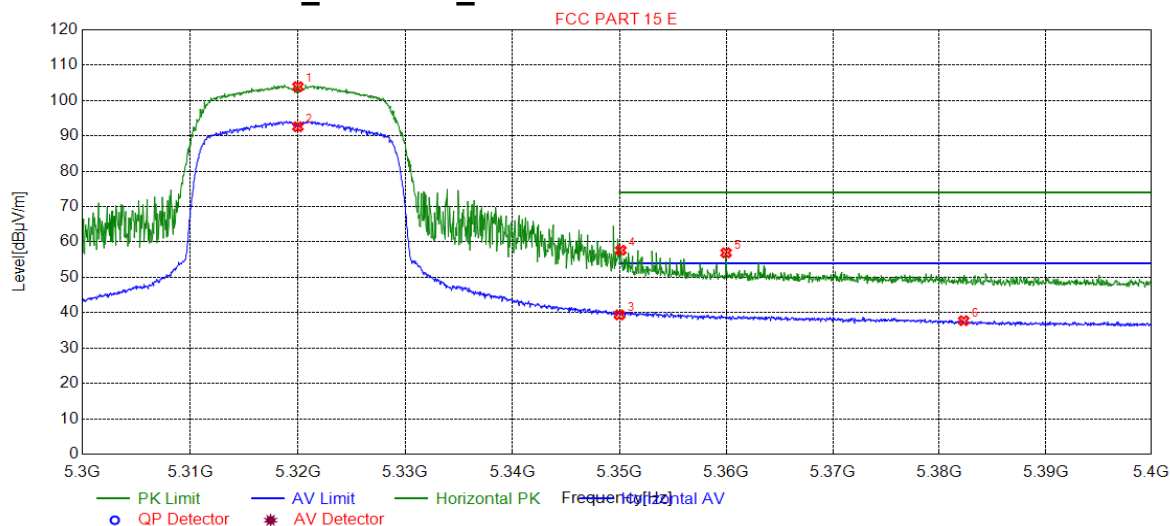


## Suspected List

Suspected List								
NO.	Freq. [MHz]	Level [dBμV/m]	Factor [dB]	Limit [dBμV/m]	Margin [dB]	Height [cm]	Angle [°]	Polarity
1	5129.44	38.89	15.34	54.00	15.11	150	293	Vertical
2	5138.71	52.52	15.42	74.00	21.48	150	22	Vertical
3	5150.00	51.41	15.52	0.00	-51.41	150	28	Vertical
4	5150.00	38.76	15.52	0.00	-38.76	150	48	Vertical
5	5260.00	81.70	15.51	0.00	-81.70	150	204	Vertical
6	5260.00	91.52	15.51	0.00	-91.52	150	204	Vertical



## 4.10.1.61 11AC20\_64 ANT 1\_ Horizontal

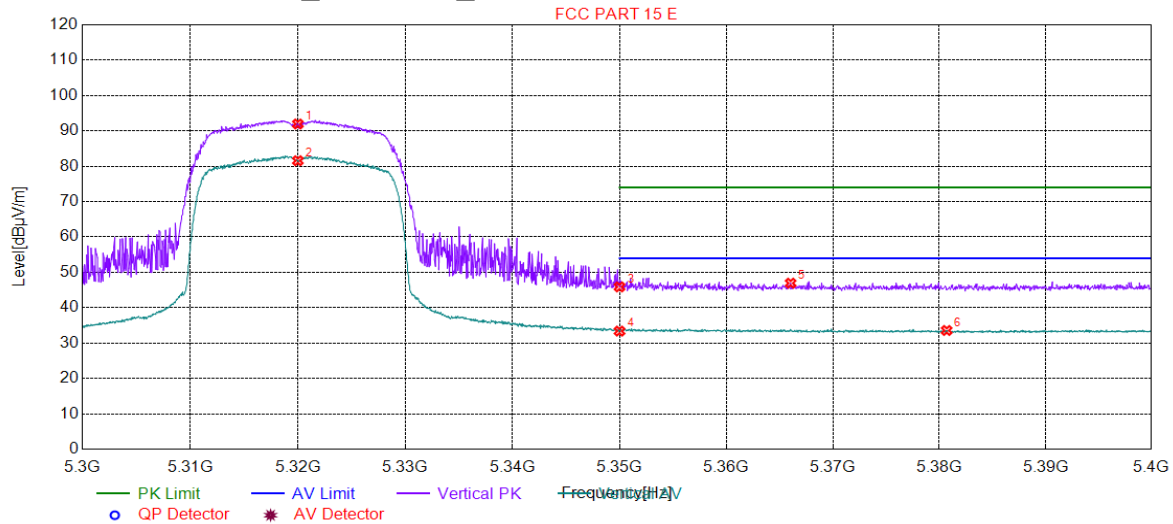


## Suspected List

Suspected List								
NO.	Freq. [MHz]	Level [dBμV/m]	Factor [dB]	Limit [dBμV/m]	Margin [dB]	Height [cm]	Angle [°]	Polarity
1	5320.00	103.93	15.80	0.00	-103.93	150	16	Horizontal
2	5320.00	92.59	15.80	0.00	-92.59	150	23	Horizontal
3	5350.00	39.39	15.94	54.00	14.61	150	10	Horizontal
4	5350.12	57.66	15.94	74.00	16.34	150	219	Horizontal
5	5359.98	56.94	16.00	74.00	17.06	150	344	Horizontal
6	5382.29	37.75	16.14	54.00	16.25	150	16	Horizontal



## 4.10.1.62 11AC20\_64 ANT 1\_Vertical



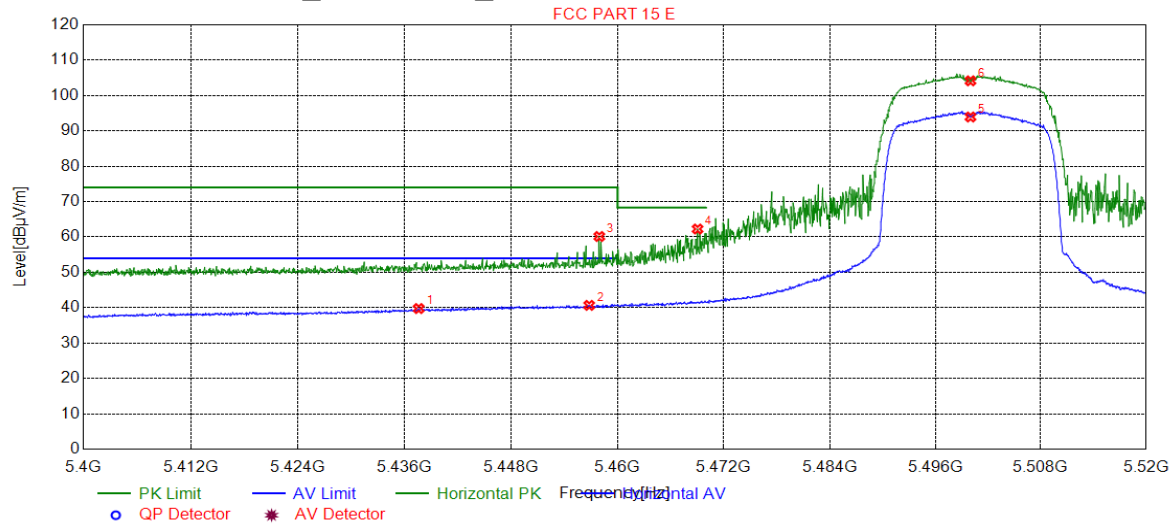
## Suspected List

Suspected List								
NO.	Freq. [MHz]	Level [dBμV/m]	Factor [dB]	Limit [dBμV/m]	Margin [dB]	Height [cm]	Angle [°]	Polarity
1	5320.00	91.95	15.80	0.00	-91.95	150	212	Vertical
2	5320.00	81.56	15.80	0.00	-81.56	150	90	Vertical
3	5350.00	45.89	15.94	74.00	28.11	150	131	Vertical
4	5350.00	33.39	15.94	54.00	20.61	150	96	Vertical
5	5366.03	46.94	16.04	74.00	27.06	150	110	Vertical
6	5380.69	33.57	16.13	54.00	20.43	150	90	Vertical





## 4.10.1.63 11AC20\_100 ANT 1\_ Horizontal

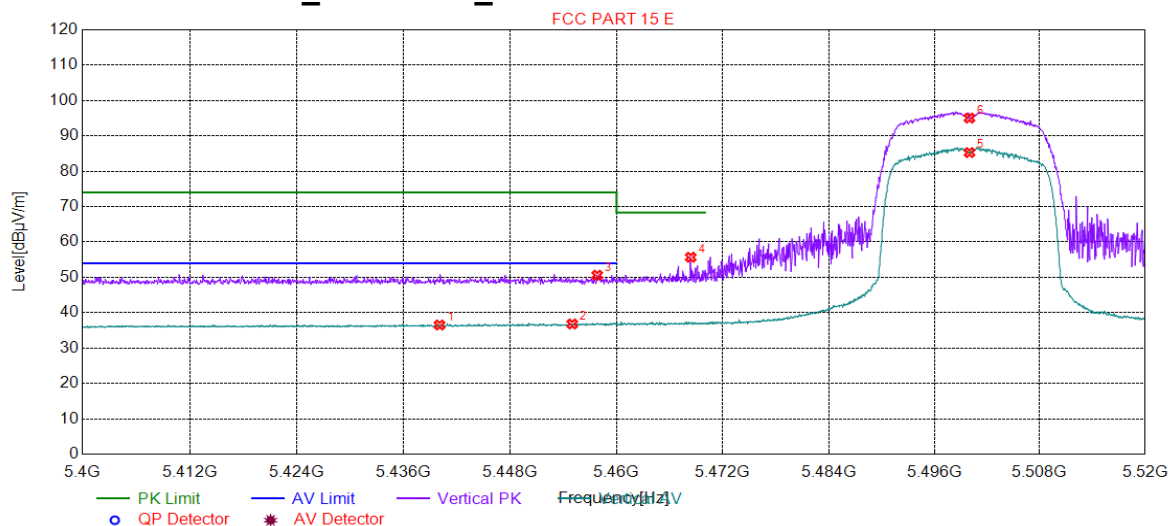


## Suspected List

Suspected List								
NO.	Freq. [MHz]	Level [dBμV/m]	Factor [dB]	Limit [dBμV/m]	Margin [dB]	Height [cm]	Angle [°]	Polarity
1	5437.57	39.77	16.25	54.00	14.23	150	3	Horizontal
2	5456.78	40.67	16.25	54.00	13.33	150	3	Horizontal
3	5457.92	60.14	16.25	74.00	13.86	150	14	Horizontal
4	5469.03	62.25	16.25	68.30	6.05	150	41	Horizontal
5	5500.00	93.93	16.25	0.00	-93.93	150	14	Horizontal
6	5500.00	104.15	16.25	0.00	-104.15	150	14	Horizontal



## 4.10.1.64 11AC20\_100 ANT 1\_Vertical

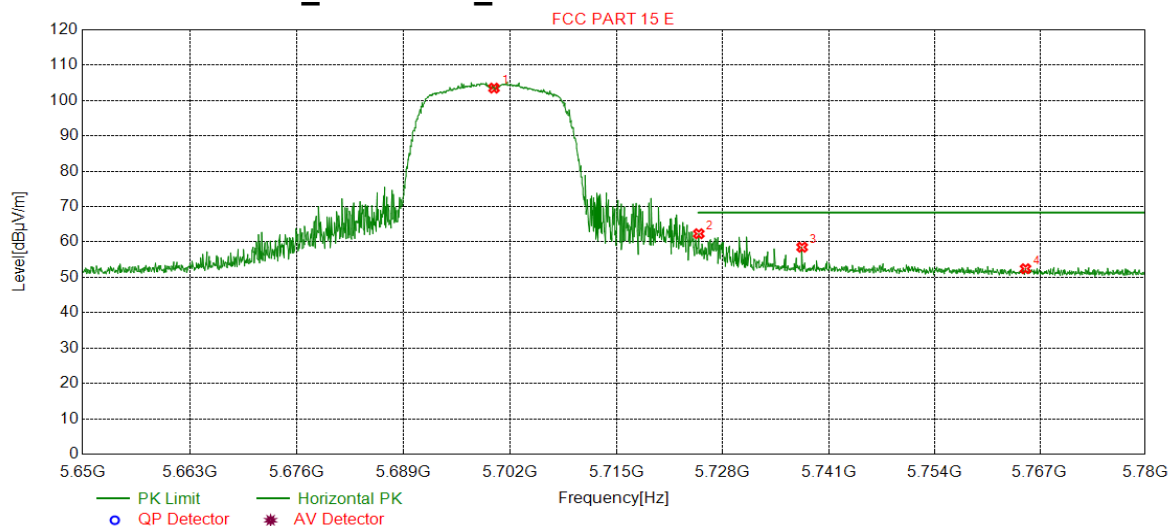


## Suspected List

Suspected List								
NO.	Freq. [MHz]	Level [dBμV/m]	Factor [dB]	Limit [dBμV/m]	Margin [dB]	Height [cm]	Angle [°]	Polarity
1	5440.04	36.53	16.25	54.00	17.47	150	73	Vertical
2	5454.98	36.82	16.25	54.00	17.18	150	191	Vertical
3	5457.80	50.60	16.25	74.00	23.40	150	295	Vertical
4	5468.37	55.69	16.25	68.30	12.61	150	94	Vertical
5	5500.00	85.29	16.25	0.00	-85.29	150	180	Vertical
6	5500.00	95.04	16.25	0.00	-95.04	150	186	Vertical



## 4.10.1.65 11AC20\_140 ANT 1\_ Horizontal

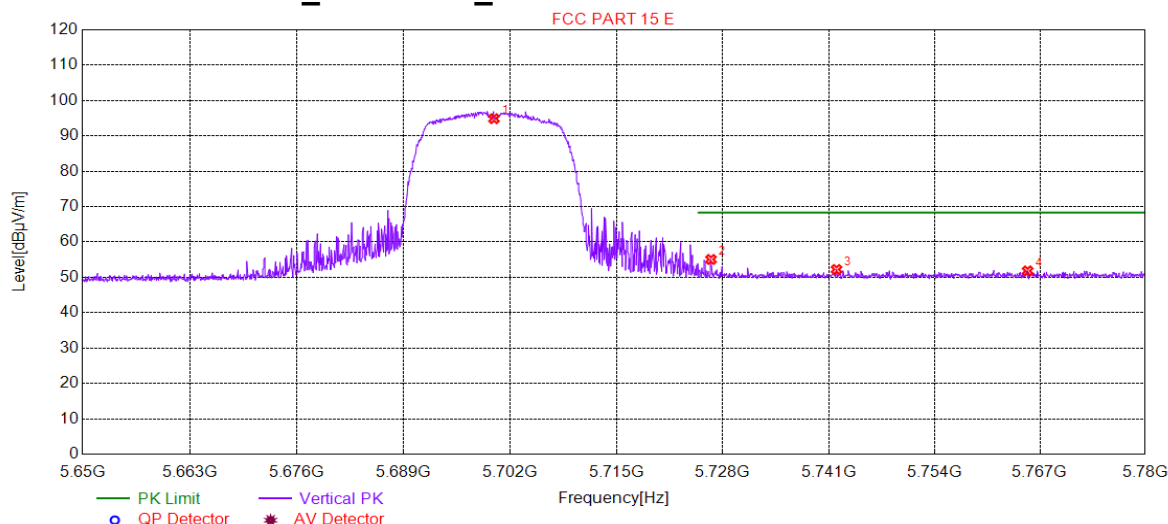


## Suspected List

Suspected List								
NO.	Freq. [MHz]	Level [dBμV/m]	Factor [dB]	Limit [dBμV/m]	Margin [dB]	Height [cm]	Angle [°]	Polarity
1	5700.00	103.51	16.80	0.00	-103.51	150	17	Horizontal
2	5725.04	62.33	16.96	68.30	5.97	150	209	Horizontal
3	5737.72	58.52	17.04	68.30	9.78	150	22	Horizontal
4	5765.23	52.44	17.14	68.30	15.86	150	213	Horizontal



## 4.10.1.66 11AC20\_140 ANT 1\_Vertical

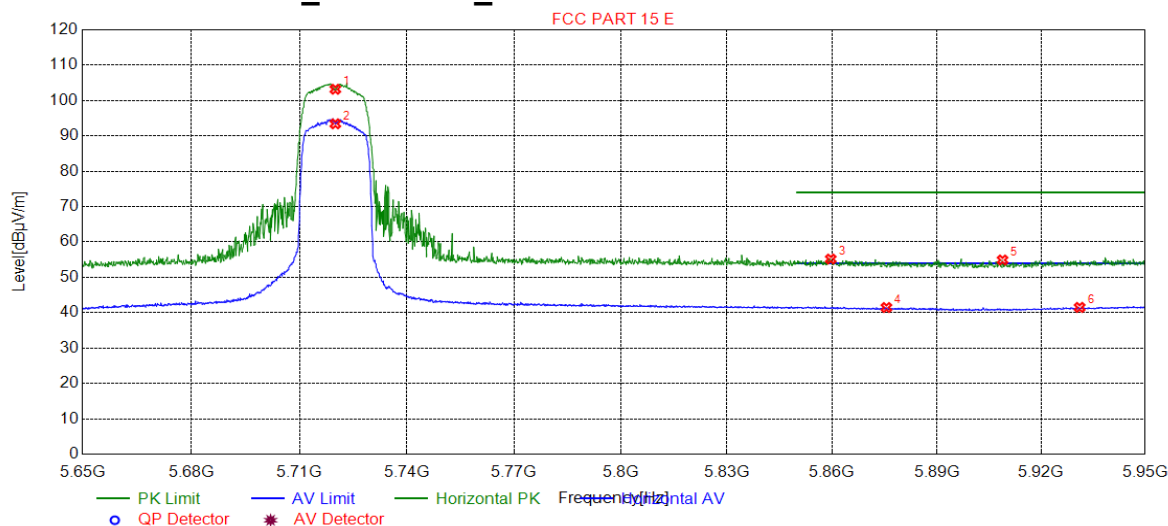


## Suspected List

Suspected List								
NO.	Freq. [MHz]	Level [dBμV/m]	Factor [dB]	Limit [dBμV/m]	Margin [dB]	Height [cm]	Angle [°]	Polarity
1	5700.00	94.87	16.80	0.00	-94.87	150	185	Vertical
2	5726.54	55.06	16.97	68.30	13.24	150	230	Vertical
3	5741.95	52.23	17.07	68.30	16.07	150	38	Vertical
4	5765.49	51.82	17.14	68.30	16.48	150	15	Vertical



## 4.10.1.67 11AC20\_144 ANT 1\_ Horizontal



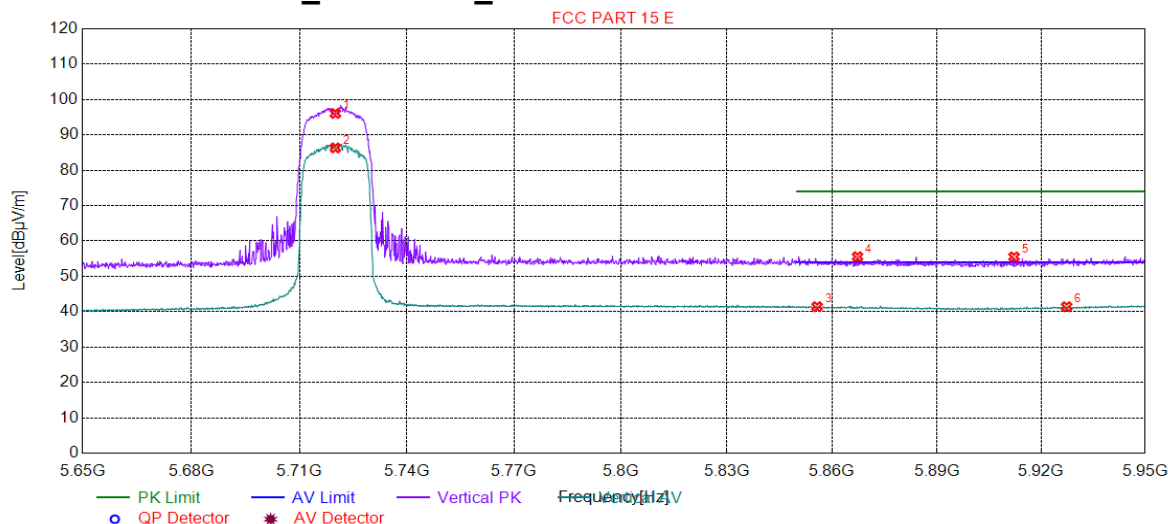
## Suspected List

Suspected List								
NO.	Freq. [MHz]	Level [dBμV/m]	Factor [dB]	Limit [dBμV/m]	Margin [dB]	Height [cm]	Angle [°]	Polarity
1	5720.00	103.18	16.93	0.00	-103.18	150	5	Horizontal
2	5720.00	93.42	16.93	0.00	-93.42	150	12	Horizontal
3	5859.65	55.18	17.23	74.00	18.82	150	223	Horizontal
4	5875.56	41.47	17.18	54.00	12.53	150	344	Horizontal
5	5908.87	54.90	17.25	74.00	19.10	150	80	Horizontal
6	5931.09	41.51	17.59	54.00	12.49	150	40	Horizontal





## 4.10.1.68 11AC20\_144 ANT 1\_Vertical

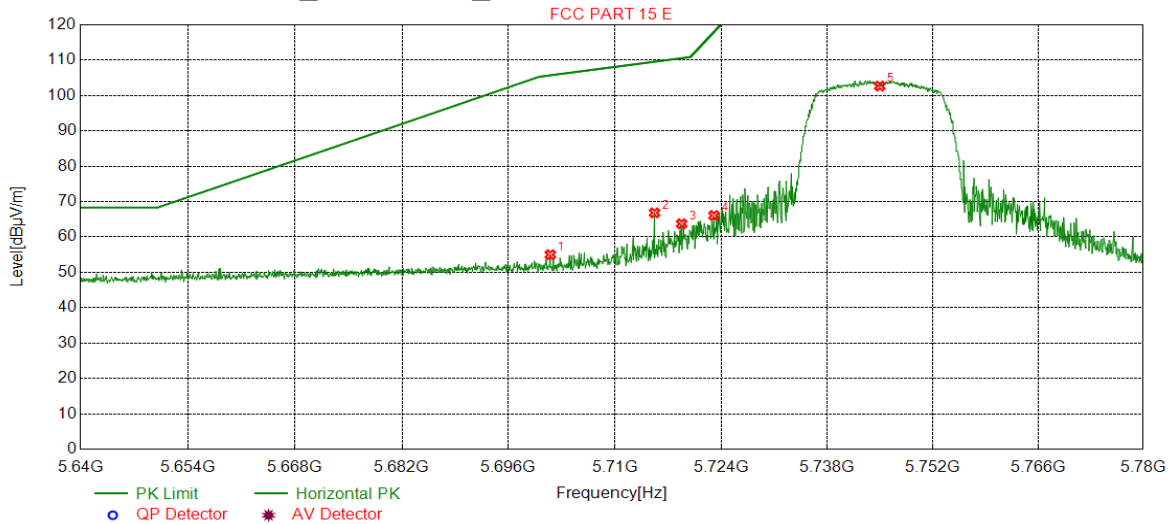


## Suspected List

Suspected List								
NO.	Freq. [MHz]	Level [dBμV/m]	Factor [dB]	Limit [dBμV/m]	Margin [dB]	Height [cm]	Angle [°]	Polarity
1	5720.00	96.05	16.93	0.00	-96.05	150	218	Vertical
2	5720.00	86.33	16.93	0.00	-86.33	150	218	Vertical
3	5855.75	41.43	17.24	54.00	12.57	150	95	Vertical
4	5867.30	55.56	17.21	74.00	18.44	150	298	Vertical
5	5912.18	55.50	17.30	74.00	18.50	150	16	Vertical
6	5927.33	41.42	17.53	54.00	12.58	150	318	Vertical



## 4.10.1.69 11AC20\_149 ANT 1\_ Horizontal

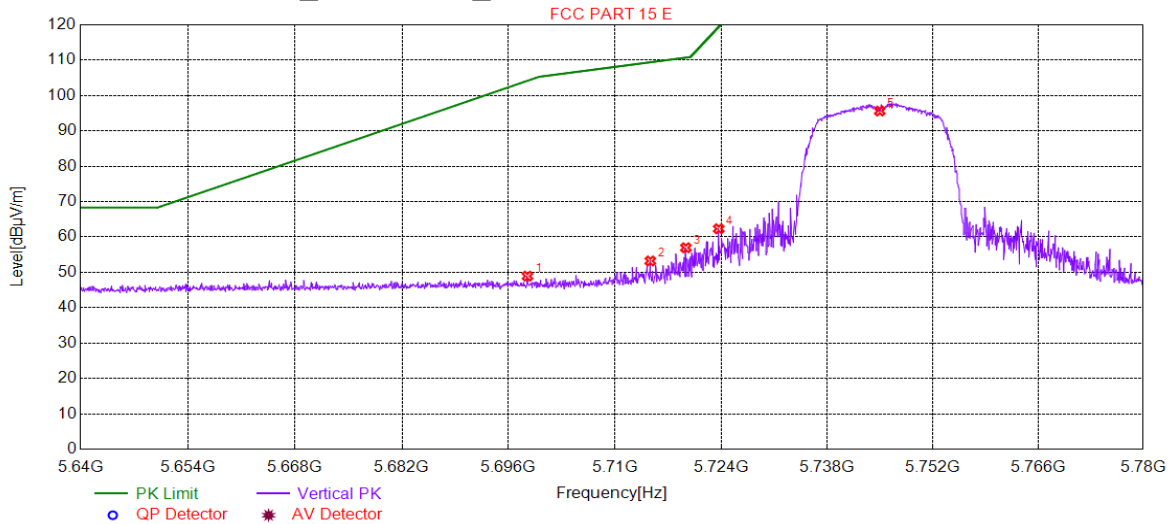


## Suspected List

Suspected List								
NO.	Freq. [MHz]	Level [dBμV/m]	Factor [dB]	Limit [dBμV/m]	Margin [dB]	Height [cm]	Angle [°]	Polarity
1	5701.49	55.00	16.81	105.72	50.72	150	0	Horizontal
2	5715.21	66.82	16.90	109.56	42.74	150	32	Horizontal
3	5718.78	63.74	16.92	110.56	46.82	150	202	Horizontal
4	5723.06	66.08	16.95	117.88	51.80	150	0	Horizontal
5	5745.00	102.68	17.09	0.00	-102.68	150	19	Horizontal



## 4.10.1.70 11AC20\_149 ANT 1\_Vertical

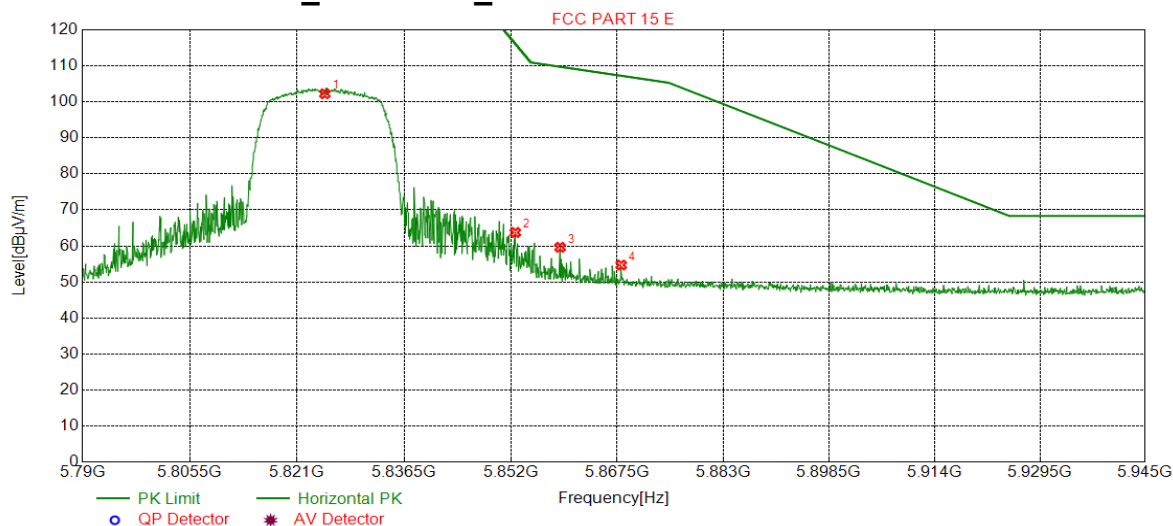


## Suspected List

Suspected List								
NO.	Freq. [MHz]	Level [dBμV/m]	Factor [dB]	Limit [dBμV/m]	Margin [dB]	Height [cm]	Angle [°]	Polarity
1	5698.47	48.93	16.79	104.17	55.24	150	243	Vertical
2	5714.65	53.22	16.89	109.40	56.18	150	206	Vertical
3	5719.34	56.96	16.92	110.72	53.76	150	248	Vertical
4	5723.69	62.33	16.95	119.32	56.99	150	248	Vertical
5	5745.00	95.62	17.09	0.00	-95.62	150	215	Vertical



## 4.10.1.71 11AC20\_165 ANT 1\_ Horizontal

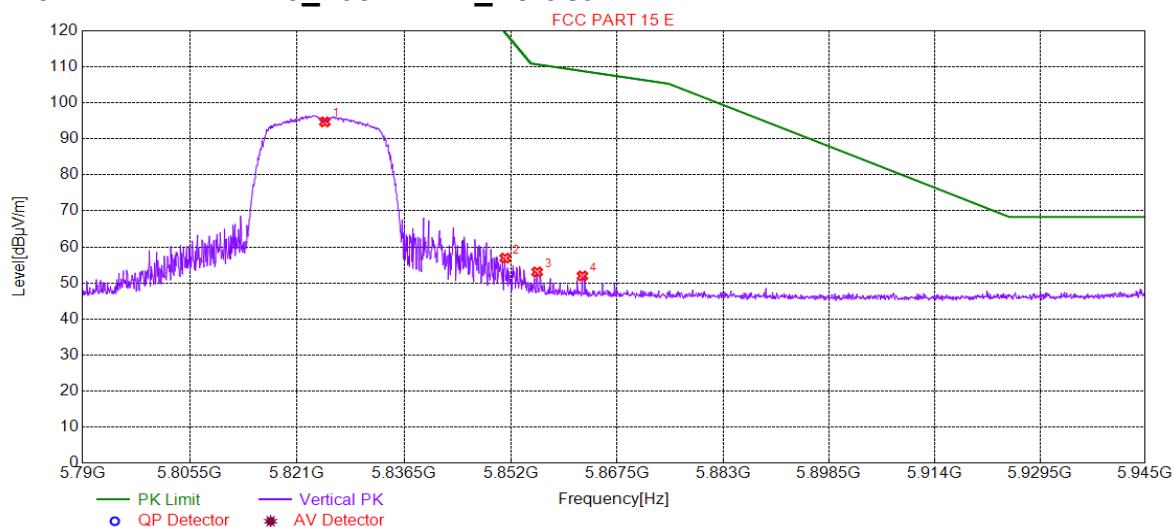


## Suspected List

Suspected List								
NO.	Freq. [MHz]	Level [dBμV/m]	Factor [dB]	Limit [dBμV/m]	Margin [dB]	Height [cm]	Angle [°]	Polarity
1	5825.00	102.23	17.23	0.00	-102.23	150	27	Horizontal
2	5852.65	63.74	17.25	116.25	52.51	150	13	Horizontal
3	5859.16	59.63	17.23	109.73	50.10	150	345	Horizontal
4	5868.08	54.70	17.21	107.24	52.54	150	18	Horizontal



## 4.10.1.72 11AC20\_165 ANT 1\_Vertical



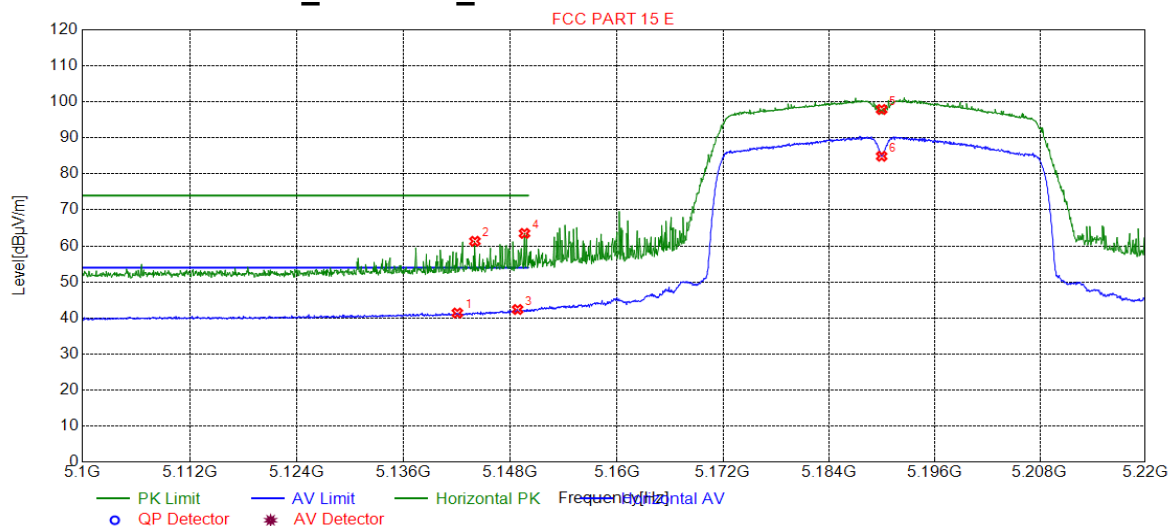
## Suspected List

Suspected List								
NO.	Freq. [MHz]	Level [dBμV/m]	Factor [dB]	Limit [dBμV/m]	Margin [dB]	Height [cm]	Angle [°]	Polarity
1	5825.00	94.70	17.23	0.00	-94.70	150	184	Vertical
2	5851.17	56.90	17.26	119.61	62.71	150	198	Vertical
3	5855.83	53.06	17.24	110.67	57.61	150	188	Vertical
4	5862.42	51.95	17.22	108.82	56.87	150	184	Vertical





## 4.10.1.73 11AC40\_38 ANT 1\_ Horizontal

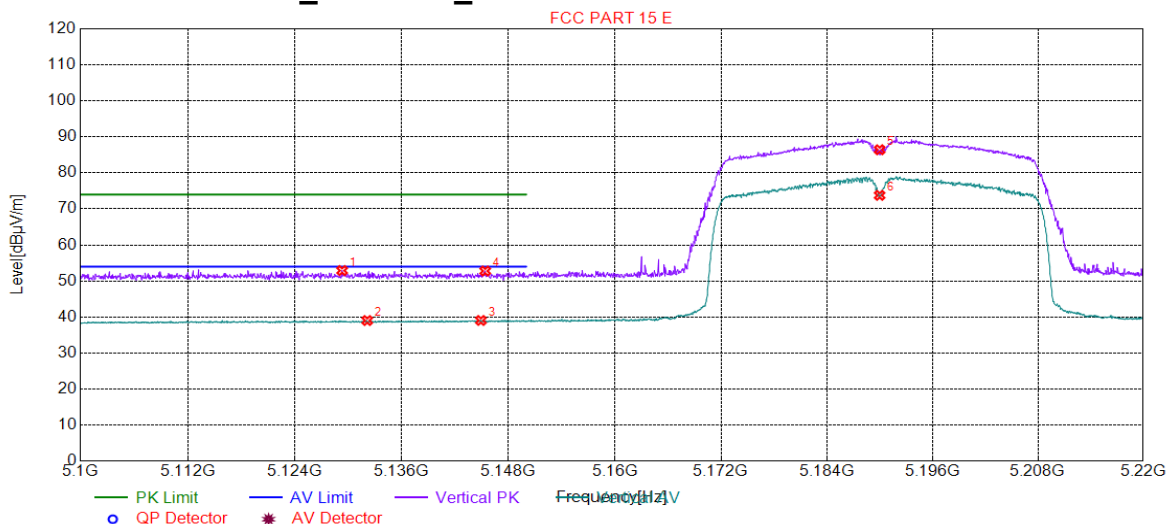


## Suspected List

Suspected List								
NO.	Freq. [MHz]	Level [dBμV/m]	Factor [dB]	Limit [dBμV/m]	Margin [dB]	Height [cm]	Angle [°]	Polarity
1	5142.02	41.38	15.45	54.00	12.62	150	0	Horizontal
2	5144.00	61.30	15.47	74.00	12.70	150	346	Horizontal
3	5148.80	42.36	15.51	54.00	11.64	150	1	Horizontal
4	5149.58	63.49	15.52	74.00	10.51	150	0	Horizontal
5	5190.00	97.88	15.58	0.00	-97.88	150	0	Horizontal
6	5190.00	84.89	15.58	0.00	-84.89	150	1	Horizontal



## 4.10.1.74 11AC40\_38 ANT 1\_ Vertical

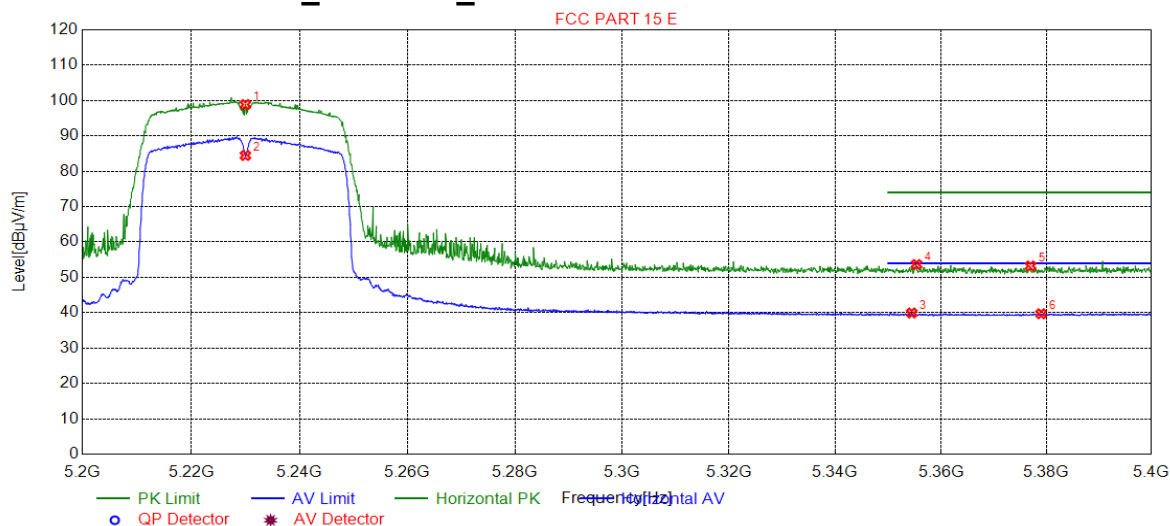


## Suspected List

Suspected List								
NO.	Freq. [MHz]	Level [dBμV/m]	Factor [dB]	Limit [dBμV/m]	Margin [dB]	Height [cm]	Angle [°]	Polarity
1	5129.29	52.89	15.34	74.00	21.11	150	242	Vertical
2	5132.11	39.02	15.37	54.00	14.98	150	78	Vertical
3	5144.90	39.04	15.48	54.00	14.96	150	110	Vertical
4	5145.38	52.76	15.48	74.00	21.24	150	237	Vertical
5	5190.00	86.43	15.58	0.00	-86.43	150	67	Vertical
6	5190.00	73.77	15.58	0.00	-73.77	150	61	Vertical



## 4.10.1.75 11AC40\_46 ANT 1\_ Horizontal

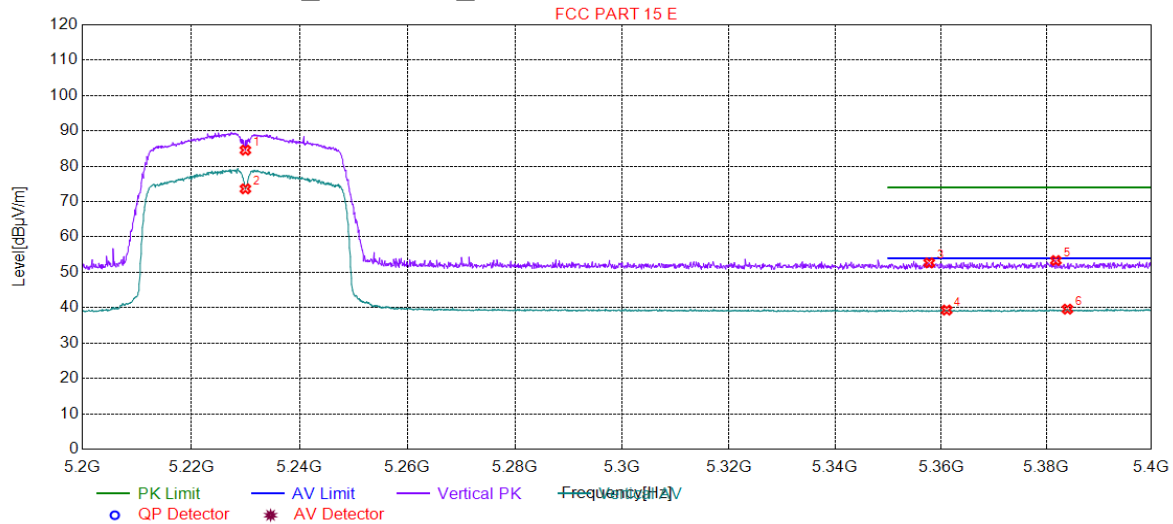


## Suspected List

Suspected List								
NO.	Freq. [MHz]	Level [dBμV/m]	Factor [dB]	Limit [dBμV/m]	Margin [dB]	Height [cm]	Angle [°]	Polarity
1	5230.00	98.86	15.51	0.00	-98.86	150	0	Horizontal
2	5230.00	84.45	15.51	0.00	-84.45	150	0	Horizontal
3	5354.47	39.93	15.97	54.00	14.07	150	0	Horizontal
4	5355.37	53.66	15.97	74.00	20.34	150	0	Horizontal
5	5376.98	53.22	16.11	74.00	20.78	150	312	Horizontal
6	5378.98	39.70	16.12	54.00	14.30	150	16	Horizontal



## 4.10.1.76 11AC40\_46 ANT 1\_ Vertical

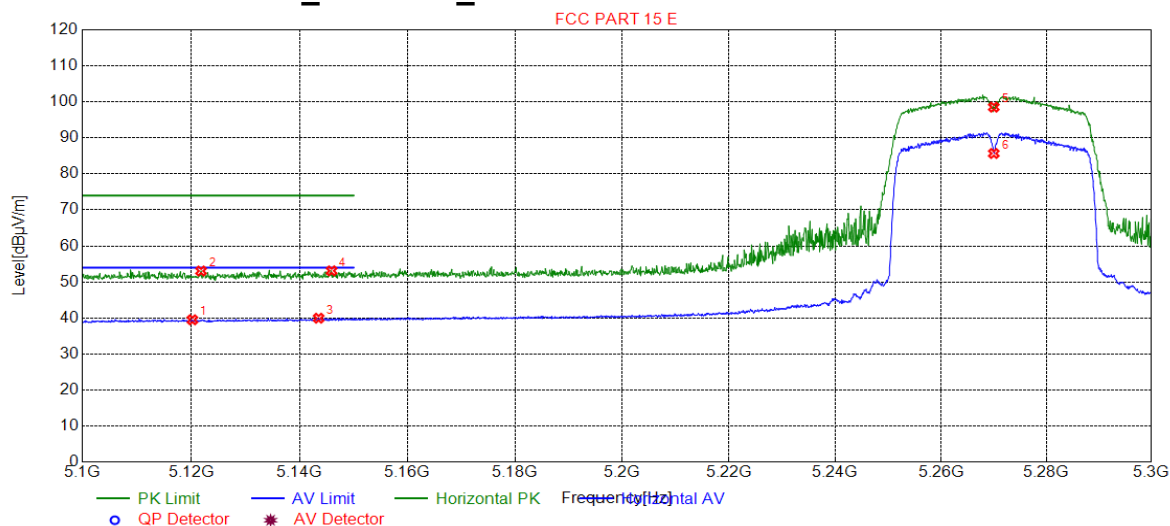


## Suspected List

Suspected List								
NO.	Freq. [MHz]	Level [dBμV/m]	Factor [dB]	Limit [dBμV/m]	Margin [dB]	Height [cm]	Angle [°]	Polarity
1	5230.00	84.55	15.51	0.00	-84.55	150	204	Vertical
2	5230.00	73.61	15.51	0.00	-73.61	150	204	Vertical
3	5357.77	52.68	15.99	74.00	21.32	150	76	Vertical
4	5361.08	39.33	16.01	54.00	14.67	150	82	Vertical
5	5381.79	53.35	16.14	74.00	20.65	150	197	Vertical
6	5383.99	39.60	16.15	54.00	14.40	150	42	Vertical



## 4.10.1.77 11AC40\_54 ANT 1\_ Horizontal



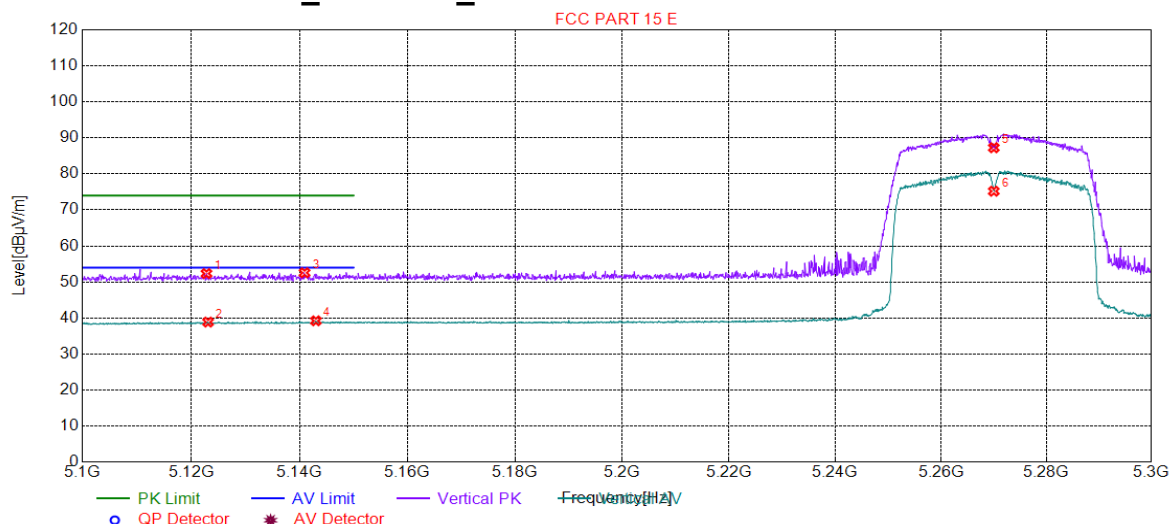
## Suspected List

Suspected List								
NO.	Freq. [MHz]	Level [dBμV/m]	Factor [dB]	Limit [dBμV/m]	Margin [dB]	Height [cm]	Angle [°]	Polarity
1	5120.21	39.50	15.26	54.00	14.50	150	10	Horizontal
2	5121.81	53.05	15.28	74.00	20.95	150	24	Horizontal
3	5143.52	39.95	15.46	54.00	14.05	150	17	Horizontal
4	5145.92	53.10	15.48	74.00	20.90	150	344	Horizontal
5	5270.00	98.53	15.56	0.00	-98.53	150	344	Horizontal
6	5270.00	85.67	15.56	0.00	-85.67	150	10	Horizontal





## 4.10.1.78 11AC40\_54 ANT 1\_Vertical

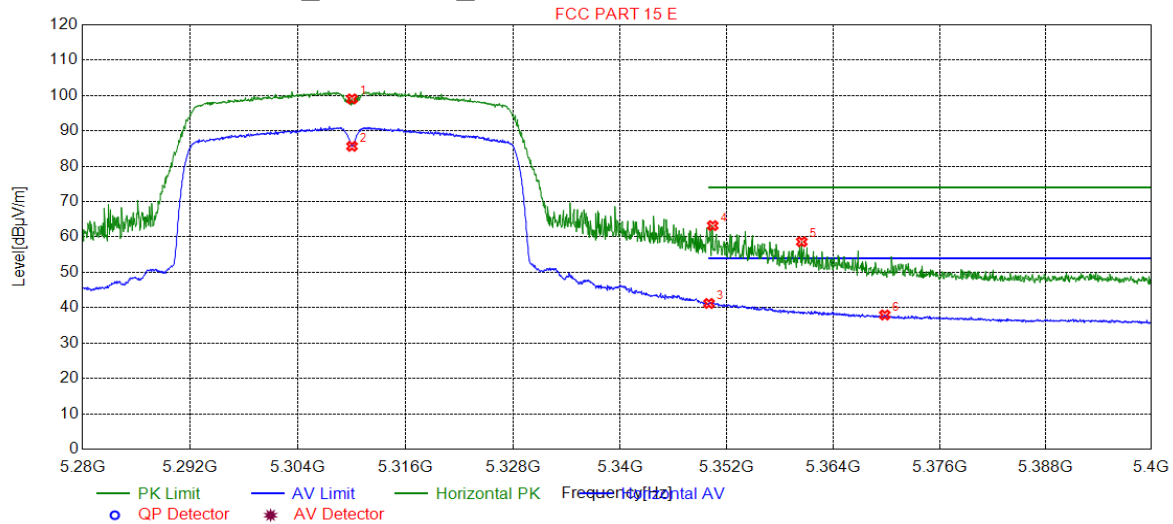


## Suspected List

Suspected List								
NO.	Freq. [MHz]	Level [dBμV/m]	Factor [dB]	Limit [dBμV/m]	Margin [dB]	Height [cm]	Angle [°]	Polarity
1	5122.81	52.33	15.29	74.00	21.67	150	15	Vertical
2	5123.11	38.87	15.29	54.00	15.13	150	289	Vertical
3	5140.92	52.55	15.44	74.00	21.45	150	194	Vertical
4	5143.02	39.22	15.46	54.00	14.78	150	15	Vertical
5	5270.00	87.26	15.56	0.00	-87.26	150	70	Vertical
6	5270.00	75.19	15.56	0.00	-75.19	150	70	Vertical



## 4.10.1.79 11AC40\_62 ANT 1\_ Horizontal

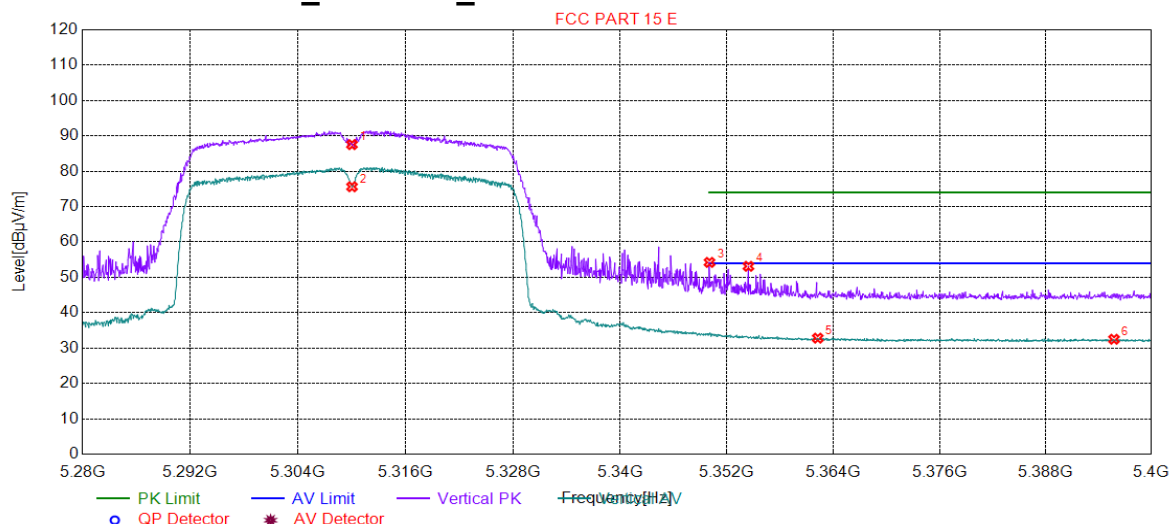


## Suspected List

Suspected List								
NO.	Freq. [MHz]	Level [dBμV/m]	Factor [dB]	Limit [dBμV/m]	Margin [dB]	Height [cm]	Angle [°]	Polarity
1	5310.00	99.04	15.75	0.00	-99.04	150	344	Horizontal
2	5310.00	85.65	15.75	0.00	-85.65	150	4	Horizontal
3	5350.00	41.20	15.94	54.00	12.80	150	344	Horizontal
4	5350.41	63.21	15.94	74.00	10.79	150	344	Horizontal
5	5360.44	58.65	16.00	74.00	15.35	150	0	Horizontal
6	5369.80	37.95	16.06	54.00	16.05	150	0	Horizontal



## 4.10.1.80 11AC40\_62 ANT 1\_ Vertical

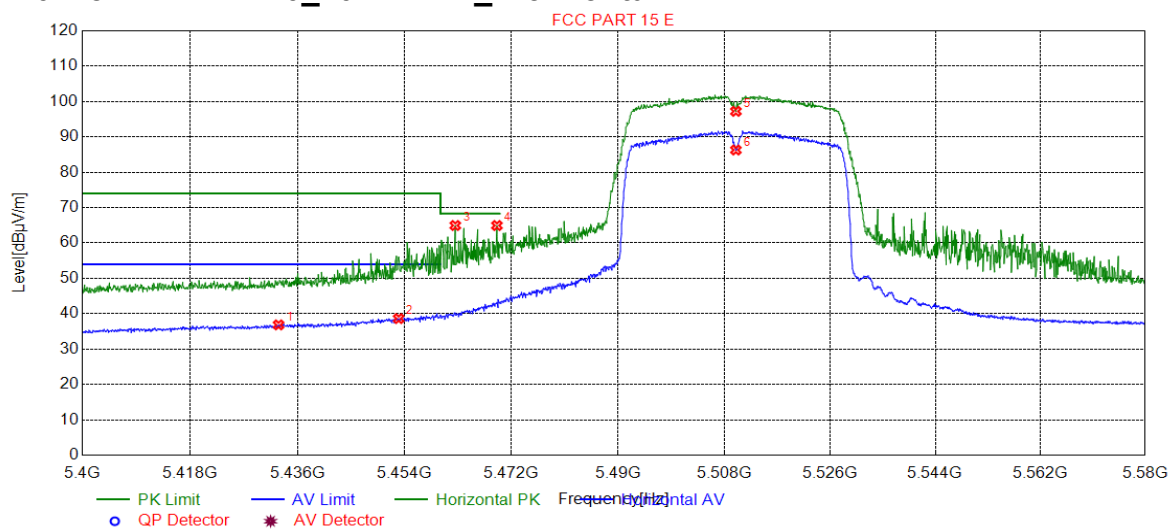


## Suspected List

Suspected List								
NO.	Freq. [MHz]	Level [dBμV/m]	Factor [dB]	Limit [dBμV/m]	Margin [dB]	Height [cm]	Angle [°]	Polarity
1	5310.00	87.53	15.75	0.00	-87.53	150	76	Vertical
2	5310.00	75.62	15.75	0.00	-75.62	150	178	Vertical
3	5350.05	54.23	15.94	74.00	19.77	150	178	Vertical
4	5354.43	53.13	15.97	74.00	20.87	150	185	Vertical
5	5362.24	32.81	16.02	54.00	21.19	150	178	Vertical
6	5395.73	32.50	16.22	54.00	21.50	150	76	Vertical



## 4.10.1.81 11AC40\_102 ANT 1\_ Horizontal

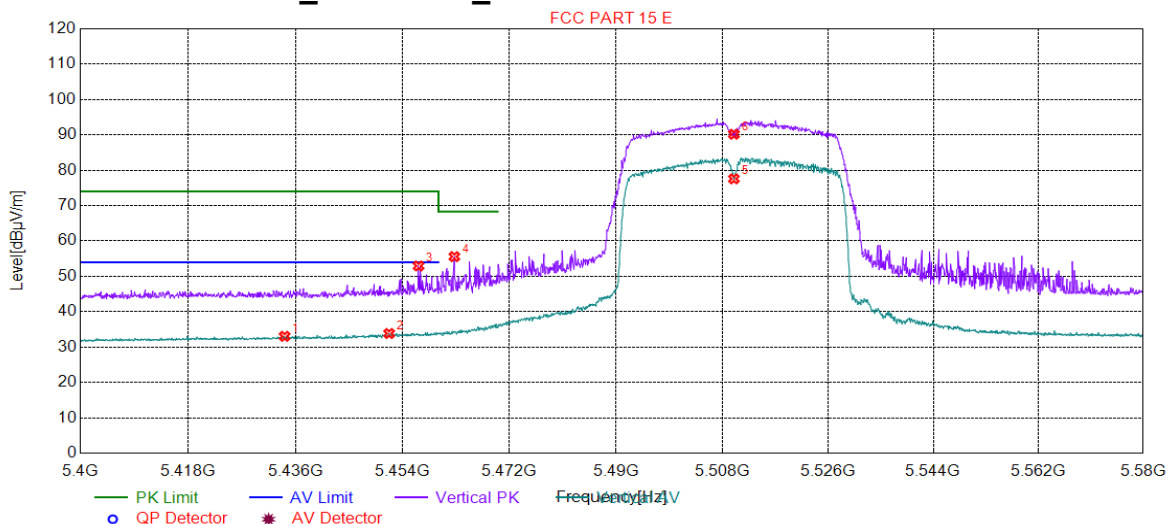


## Suspected List

Suspected List								
NO.	Freq. [MHz]	Level [dBμV/m]	Factor [dB]	Limit [dBμV/m]	Margin [dB]	Height [cm]	Angle [°]	Polarity
1	5432.77	36.84	16.25	54.00	17.16	150	10	Horizontal
2	5452.94	38.63	16.25	54.00	15.37	150	10	Horizontal
3	5462.49	64.95	16.25	68.30	3.35	150	4	Horizontal
4	5469.51	64.94	16.25	68.30	3.36	150	344	Horizontal
5	5510.00	97.22	16.28	0.00	-97.22	150	4	Horizontal
6	5510.00	86.29	16.28	0.00	-86.29	150	10	Horizontal



## 4.10.1.82 11AC40\_102 ANT 1\_ Vertical



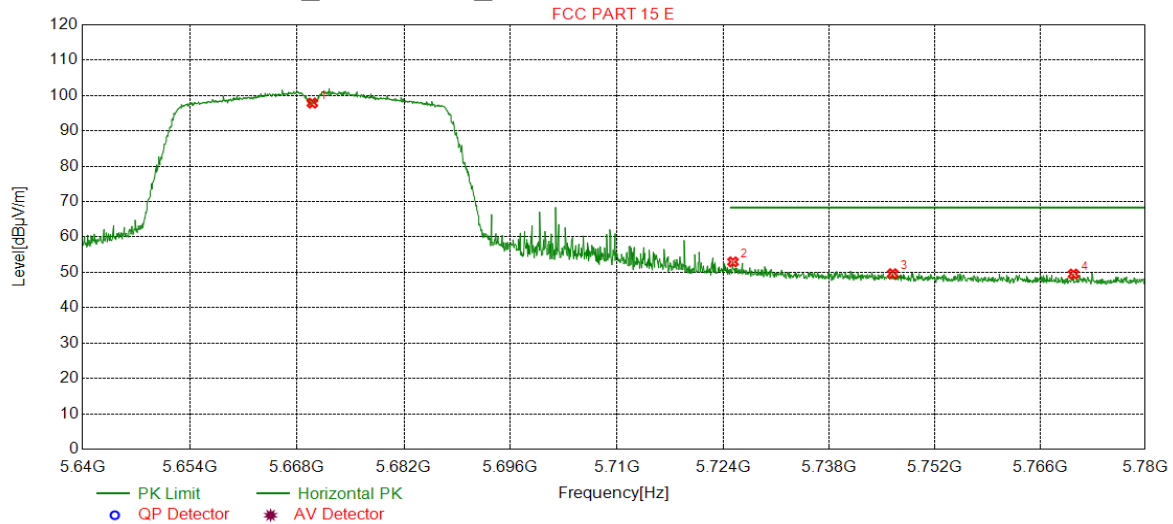
## Suspected List

Suspected List								
NO.	Freq. [MHz]	Level [dBμV/m]	Factor [dB]	Limit [dBμV/m]	Margin [dB]	Height [cm]	Angle [°]	Polarity
1	5434.12	33.04	16.25	54.00	20.96	150	192	Vertical
2	5451.68	33.84	16.25	54.00	20.16	150	192	Vertical
3	5456.63	52.94	16.25	74.00	21.06	150	185	Vertical
4	5462.67	55.58	16.25	68.30	12.72	150	192	Vertical
5	5510.00	77.58	16.28	0.00	-77.58	150	192	Vertical
6	5510.00	90.18	16.28	0.00	-90.18	150	199	Vertical





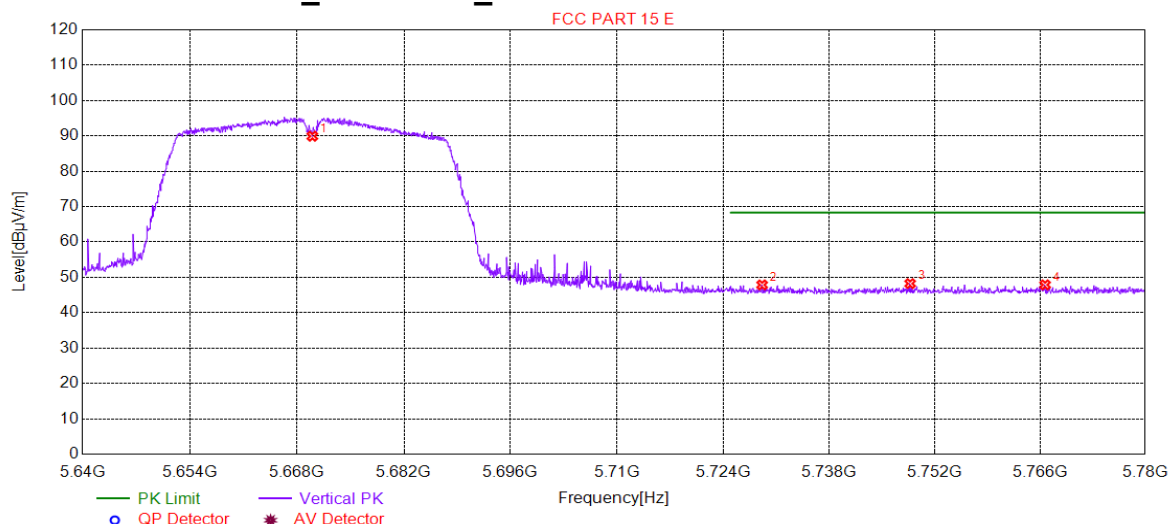
## 4.10.1.83 11AC40\_134 ANT 1\_ Horizontal



## Suspected List

Suspected List								
NO.	Freq. [MHz]	Level [dBμV/m]	Factor [dB]	Limit [dBμV/m]	Margin [dB]	Height [cm]	Angle [°]	Polarity
1	5670.00	97.85	16.64	0.00	-97.85	150	19	Horizontal
2	5725.30	52.97	16.96	68.30	15.33	150	5	Horizontal
3	5746.45	49.62	17.10	68.30	18.68	150	10	Horizontal
4	5770.47	49.52	17.15	68.30	18.78	150	24	Horizontal

## 4.10.1.84 11AC40\_134 ANT 1\_ Vertical

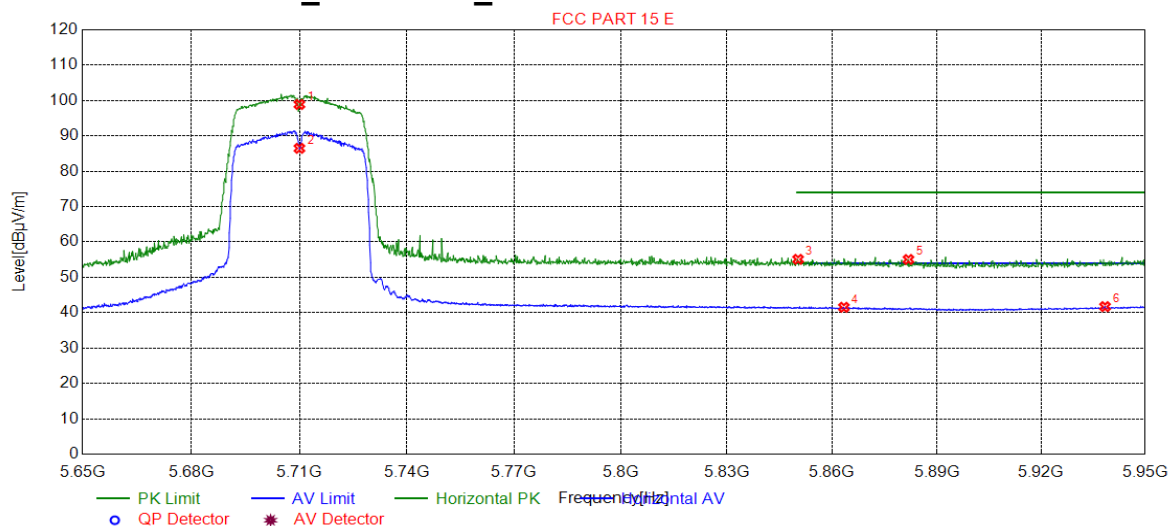


## Suspected List

Suspected List								
NO.	Freq. [MHz]	Level [dBμV/m]	Factor [dB]	Limit [dBμV/m]	Margin [dB]	Height [cm]	Angle [°]	Polarity
1	5670.00	89.90	16.64	0.00	-89.90	150	184	Vertical
2	5729.15	47.87	16.99	68.30	20.43	150	184	Vertical
3	5748.76	48.24	17.11	68.30	20.06	150	184	Vertical
4	5766.69	47.89	17.14	68.30	20.41	150	152	Vertical



## 4.10.1.85 11AC40\_142 ANT 1\_ Horizontal

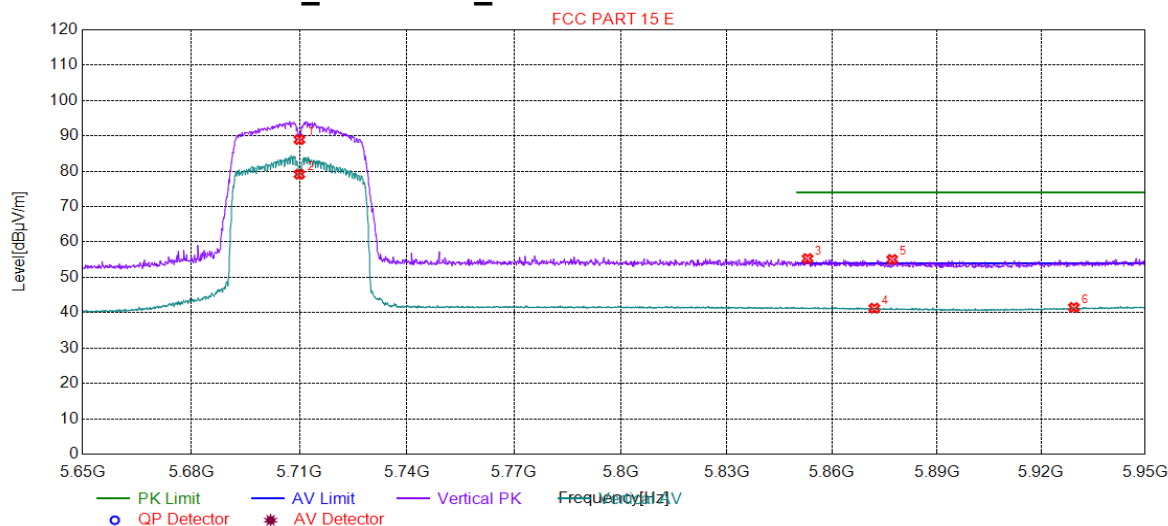


## Suspected List

Suspected List								
NO.	Freq. [MHz]	Level [dBμV/m]	Factor [dB]	Limit [dBμV/m]	Margin [dB]	Height [cm]	Angle [°]	Polarity
1	5710.00	98.89	16.86	0.00	-98.89	150	12	Horizontal
2	5710.00	86.48	16.86	0.00	-86.48	150	12	Horizontal
3	5850.35	55.10	17.26	74.00	18.90	150	177	Horizontal
4	5863.40	41.54	17.22	54.00	12.46	150	39	Horizontal
5	5881.86	55.06	17.16	74.00	18.94	150	80	Horizontal
6	5938.44	41.73	17.70	54.00	12.27	150	5	Horizontal



## 4.10.1.86 11AC40\_142 ANT 1\_ Vertical

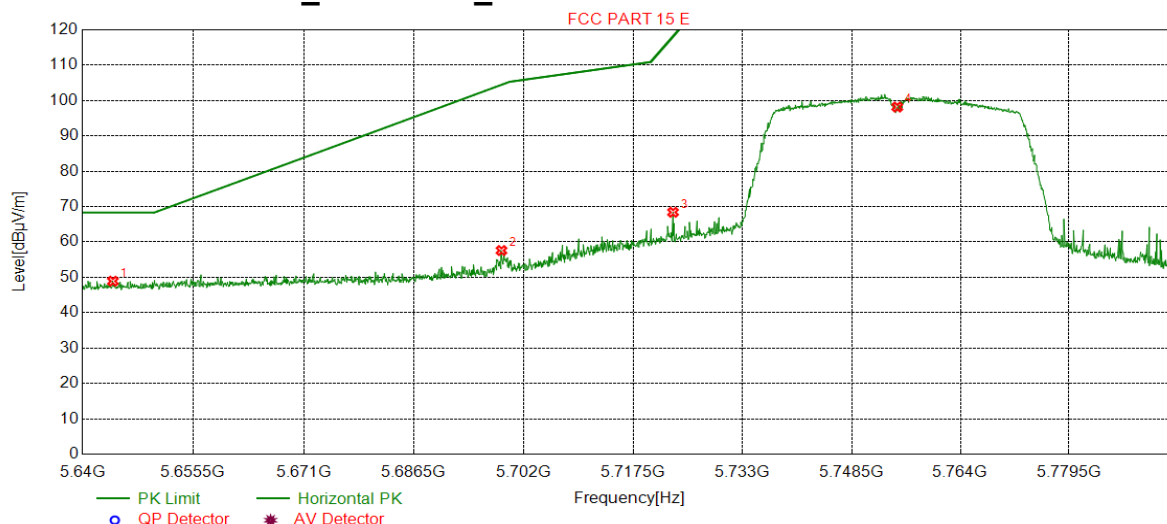


## Suspected List

Suspected List								
NO.	Freq. [MHz]	Level [dBμV/m]	Factor [dB]	Limit [dBμV/m]	Margin [dB]	Height [cm]	Angle [°]	Polarity
1	5710.00	88.95	16.86	0.00	-88.95	150	180	Vertical
2	5710.00	79.15	16.86	0.00	-79.15	150	180	Vertical
3	5853.05	55.31	17.25	74.00	18.69	150	186	Vertical
4	5872.11	41.28	17.19	54.00	12.72	150	173	Vertical
5	5877.21	55.06	17.18	74.00	18.94	150	268	Vertical
6	5929.43	41.50	17.56	54.00	12.50	150	310	Vertical



## 4.10.1.87 11AC40\_151 ANT 1\_ Horizontal



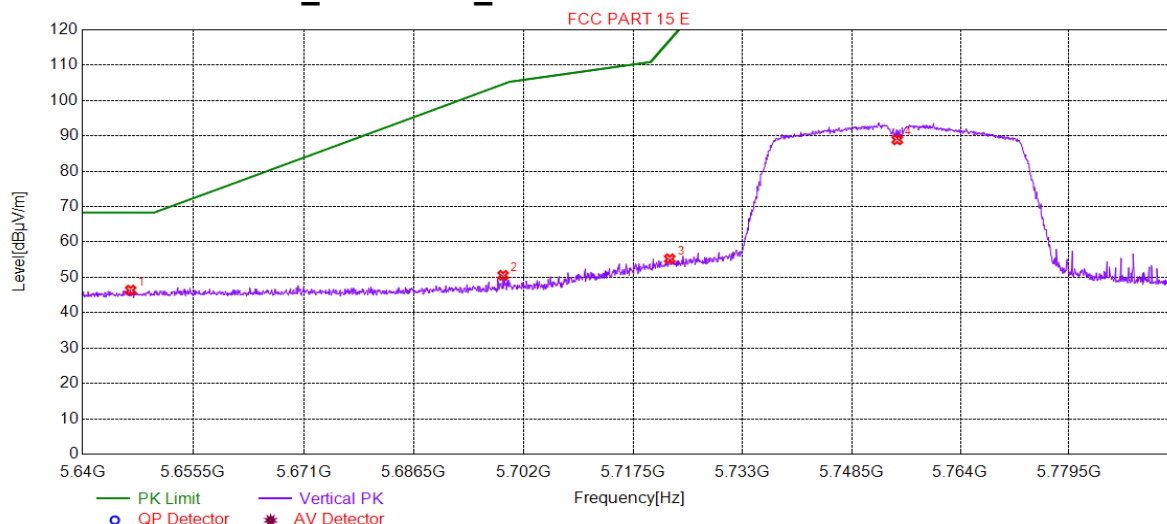
## Suspected List

Suspected List								
NO.	Freq. [MHz]	Level [dBμV/m]	Factor [dB]	Limit [dBμV/m]	Margin [dB]	Height [cm]	Angle [°]	Polarity
1	5644.26	48.92	16.54	68.30	19.38	150	344	Horizontal
2	5698.85	57.59	16.79	104.45	46.86	150	14	Horizontal
3	5723.12	68.40	16.95	118.02	49.62	150	10	Horizontal
4	5755.00	98.16	17.13	0.00	-98.16	150	14	Horizontal





## 4.10.1.88 11AC40\_151 ANT 1\_ Vertical

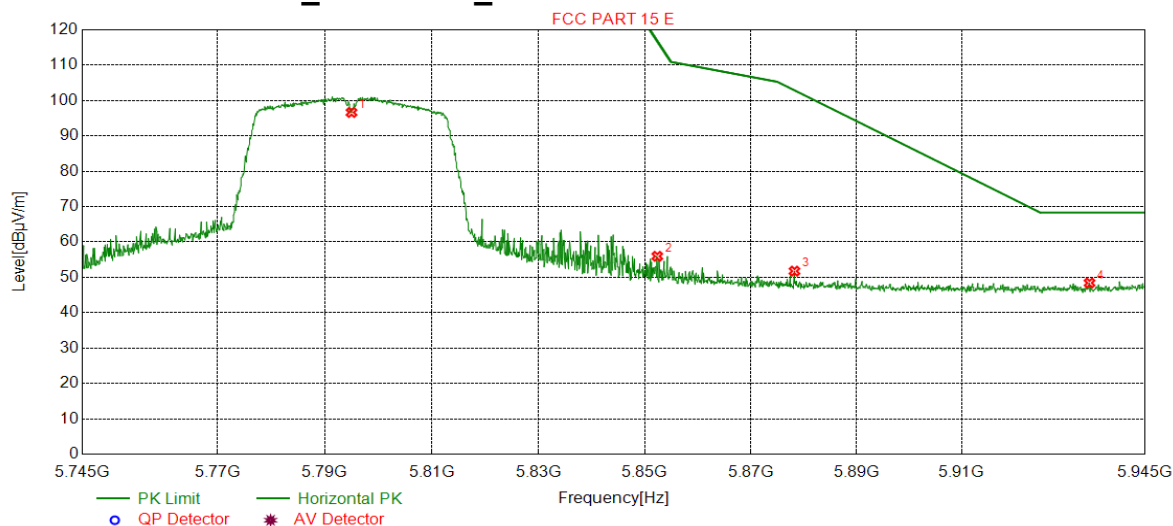


## Suspected List

Suspected List								
NO.	Freq. [MHz]	Level [dBμV/m]	Factor [dB]	Limit [dBμV/m]	Margin [dB]	Height [cm]	Angle [°]	Polarity
1	5646.74	46.39	16.53	68.30	21.91	150	247	Vertical
2	5699.08	50.57	16.80	104.62	54.05	150	179	Vertical
3	5722.65	55.24	16.95	116.96	61.72	150	184	Vertical
4	5755.00	88.90	17.13	0.00	-88.90	150	242	Vertical



## 4.10.1.89 11AC40\_159 ANT 1\_ Horizontal

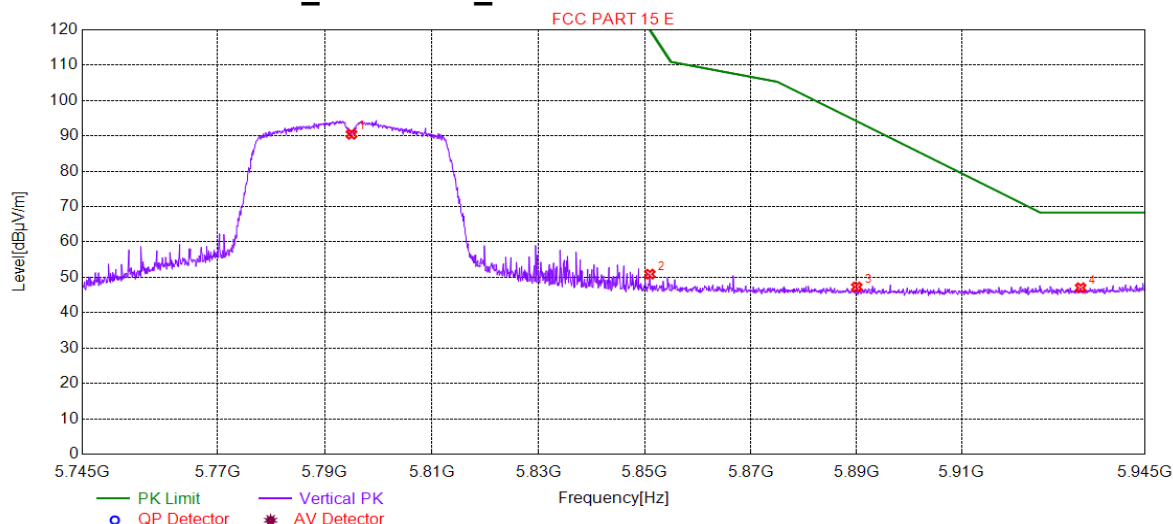


## Suspected List

Suspected List								
NO.	Freq. [MHz]	Level [dBμV/m]	Factor [dB]	Limit [dBμV/m]	Margin [dB]	Height [cm]	Angle [°]	Polarity
1	5795.00	96.63	17.18	0.00	-96.63	150	15	Horizontal
2	5852.35	55.96	17.25	116.93	60.97	150	6	Horizontal
3	5878.26	51.76	17.18	102.88	51.12	150	2	Horizontal
4	5934.39	48.42	17.64	68.30	19.88	150	2	Horizontal



## 4.10.1.90 11AC40\_159 ANT 1\_ Vertical

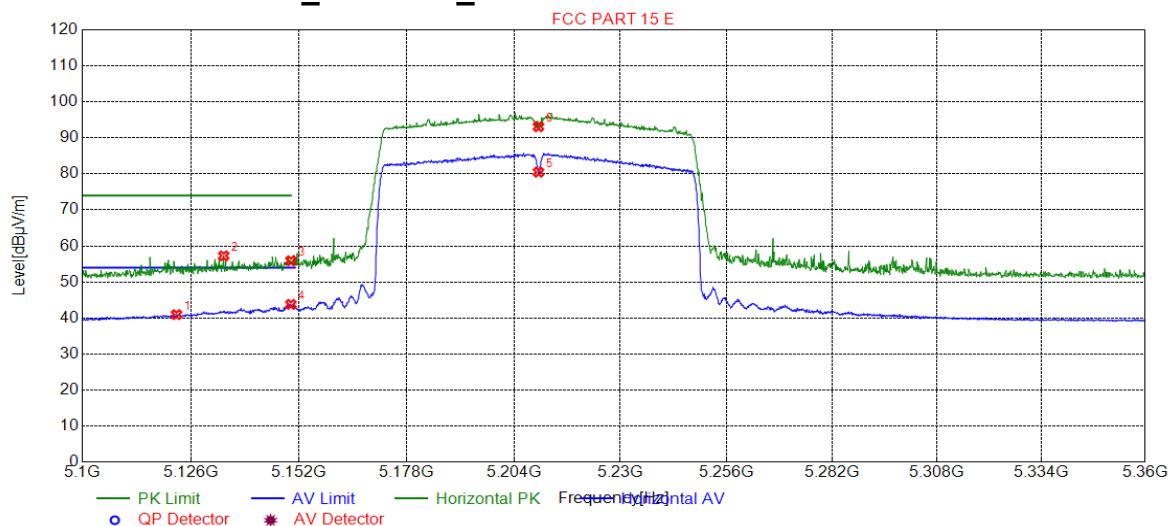


## Suspected List

Suspected List								
NO.	Freq. [MHz]	Level [dBμV/m]	Factor [dB]	Limit [dBμV/m]	Margin [dB]	Height [cm]	Angle [°]	Polarity
1	5795.00	90.47	17.18	0.00	-90.47	150	189	Vertical
2	5850.95	50.91	17.26	120.13	69.22	150	208	Vertical
3	5890.07	47.26	17.14	94.15	46.89	150	43	Vertical
4	5932.69	47.05	17.61	68.30	21.25	150	277	Vertical



## 4.10.1.91 11AC80\_42 ANT 1\_ Horizontal

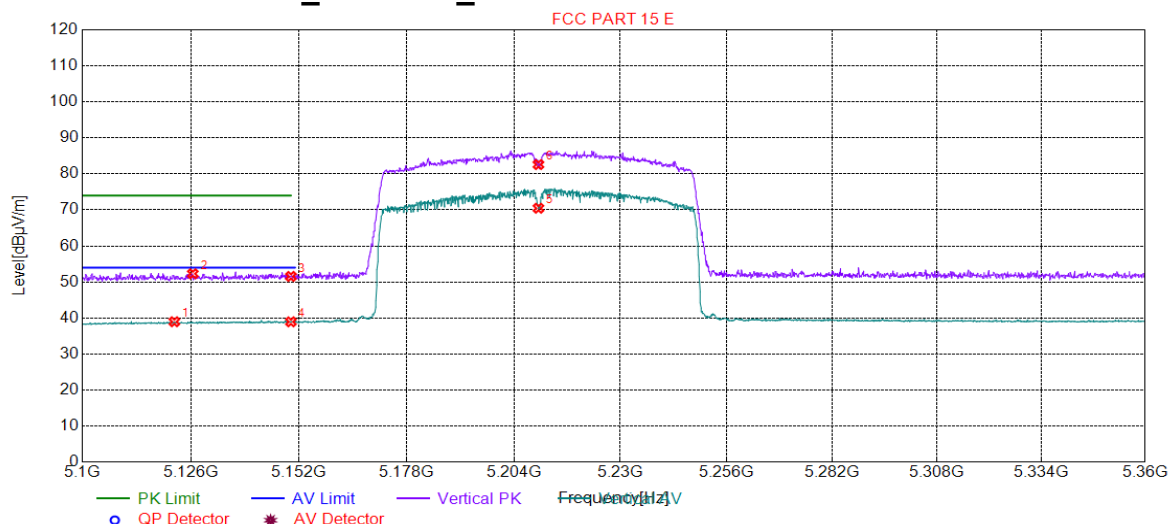


## Suspected List

Suspected List								
NO.	Freq. [MHz]	Level [dBμV/m]	Factor [dB]	Limit [dBμV/m]	Margin [dB]	Height [cm]	Angle [°]	Polarity
1	5122.50	40.94	15.28	54.00	13.06	150	3	Horizontal
2	5133.81	57.26	15.38	74.00	16.74	150	30	Horizontal
3	5150.00	55.89	15.52	0.00	-55.89	150	3	Horizontal
4	5150.00	43.78	15.52	54.00	10.22	150	0	Horizontal
5	5210.00	80.48	15.56	0.00	-80.48	150	0	Horizontal
6	5210.00	93.10	15.56	0.00	-93.10	150	344	Horizontal



## 4.10.1.92 11AC80\_42 ANT 1\_Vertical



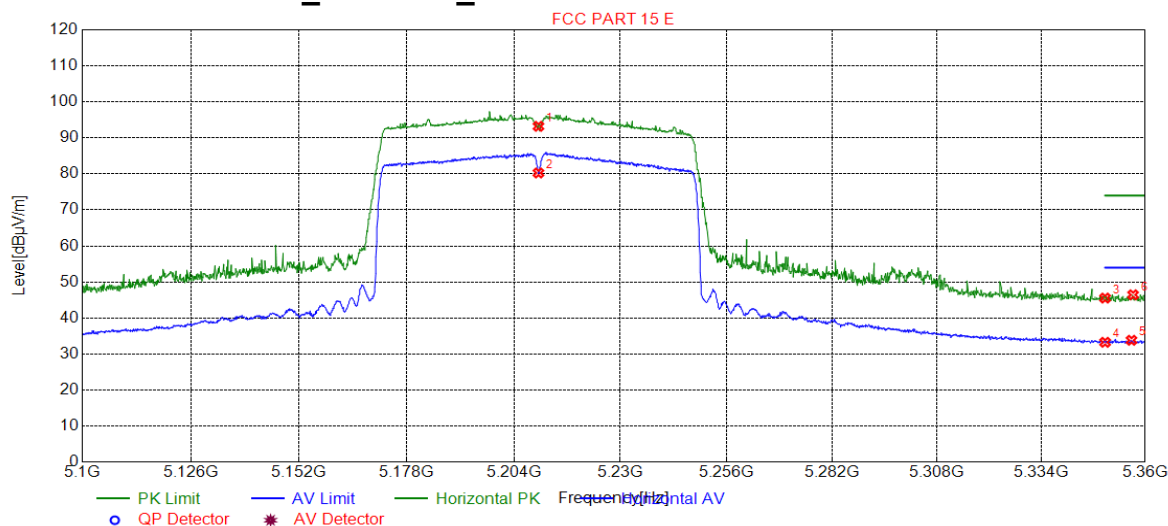
## Suspected List

Suspected List								
NO.	Freq. [MHz]	Level [dBμV/m]	Factor [dB]	Limit [dBμV/m]	Margin [dB]	Height [cm]	Angle [°]	Polarity
1	5121.98	38.96	15.28	54.00	15.04	150	240	Vertical
2	5126.40	52.28	15.32	74.00	21.72	150	22	Vertical
3	5150.00	51.54	15.52	0.00	-51.54	150	233	Vertical
4	5150.00	38.94	15.52	54.00	15.06	150	16	Vertical
5	5210.00	70.47	15.56	0.00	-70.47	150	199	Vertical
6	5210.00	82.59	15.56	0.00	-82.59	150	206	Vertical





## 4.10.1.93 11AC80\_42 ANT 1\_ Horizontal

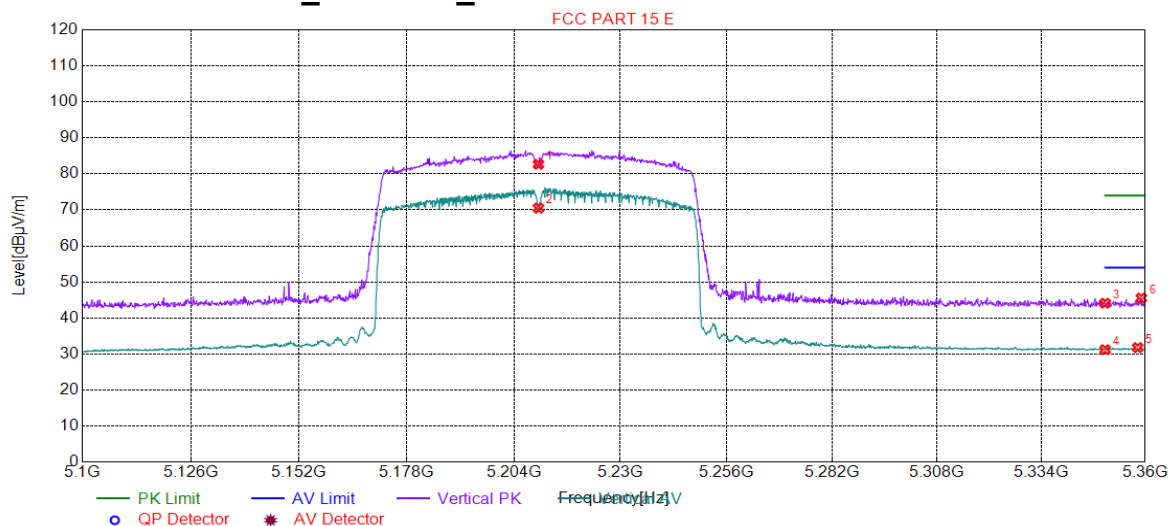


## Suspected List

Suspected List								
NO.	Freq. [MHz]	Level [dBμV/m]	Factor [dB]	Limit [dBμV/m]	Margin [dB]	Height [cm]	Angle [°]	Polarity
1	5210.00	93.21	15.56	0.00	-93.21	150	2	Horizontal
2	5210.00	80.25	15.56	0.00	-80.25	150	0	Horizontal
3	5350.00	45.53	15.94	74.00	28.47	150	15	Horizontal
4	5350.00	33.25	15.94	54.00	20.75	150	2	Horizontal
5	5356.61	33.82	15.98	54.00	20.18	150	8	Horizontal
6	5357.00	46.44	15.98	74.00	27.56	150	345	Horizontal



## 4.10.1.94 11AC80\_42 ANT 1\_ Vertical

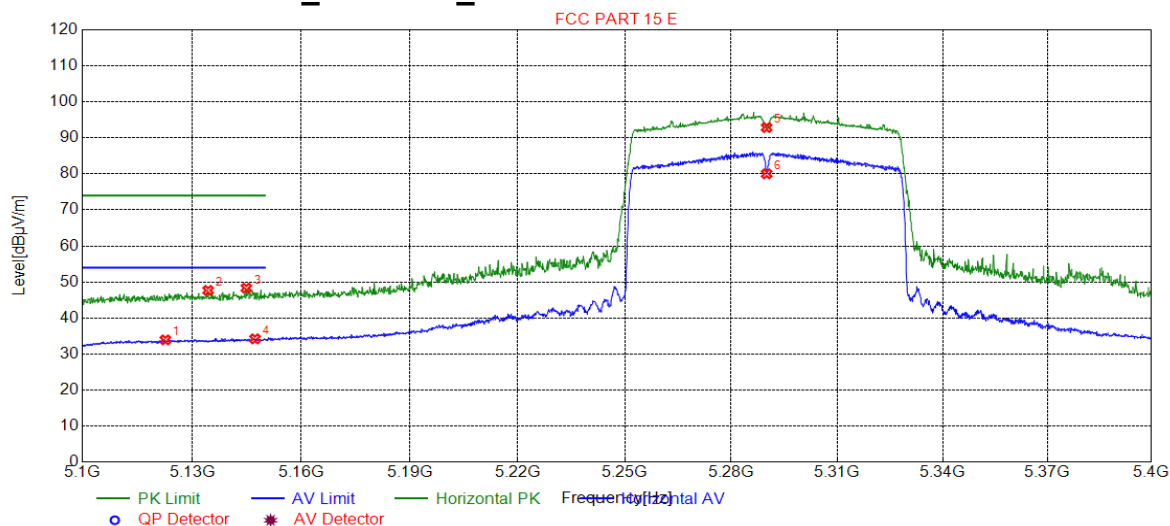


## Suspected List

Suspected List								
NO.	Freq. [MHz]	Level [dBμV/m]	Factor [dB]	Limit [dBμV/m]	Margin [dB]	Height [cm]	Angle [°]	Polarity
1	5210.00	82.66	15.56	0.00	-82.66	150	201	Vertical
2	5210.00	70.51	15.56	0.00	-70.51	150	201	Vertical
3	5350.00	44.11	15.94	74.00	29.89	150	91	Vertical
4	5350.00	31.21	15.94	54.00	22.79	150	84	Vertical
5	5358.17	31.78	15.99	54.00	22.22	150	50	Vertical
6	5359.08	45.55	16.00	74.00	28.45	150	229	Vertical



## 4.10.1.95 11AC80\_58 ANT 1\_ Horizontal

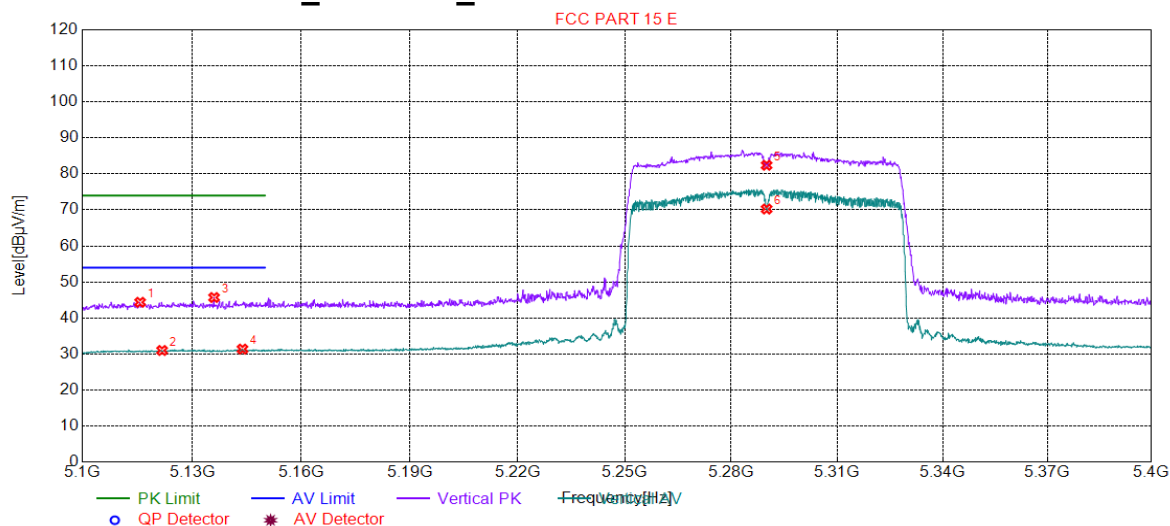


## Suspected List

Suspected List								
NO.	Freq. [MHz]	Level [dBμV/m]	Factor [dB]	Limit [dBμV/m]	Margin [dB]	Height [cm]	Angle [°]	Polarity
1	5122.66	33.92	15.28	54.00	20.08	150	1	Horizontal
2	5134.36	47.66	15.39	74.00	26.34	150	4	Horizontal
3	5144.87	48.30	15.48	74.00	25.70	150	4	Horizontal
4	5147.27	34.21	15.50	54.00	19.79	150	345	Horizontal
5	5290.00	92.87	15.65	0.00	-92.87	150	1	Horizontal
6	5290.00	80.01	15.65	0.00	-80.01	150	345	Horizontal



## 4.10.1.96 11AC80\_58 ANT 1\_Vertical

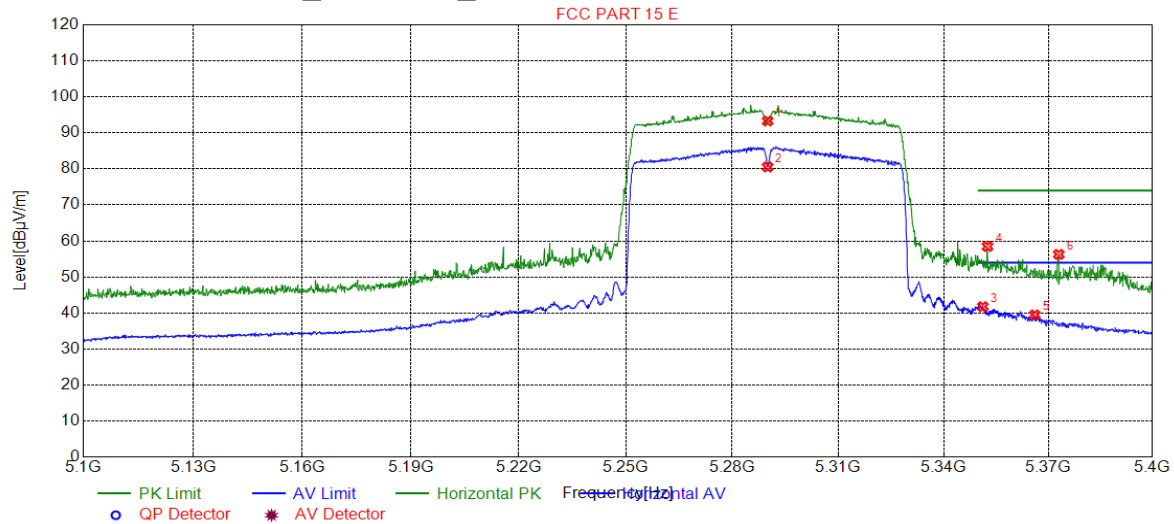


## Suspected List

Suspected List								
NO.	Freq. [MHz]	Level [dBμV/m]	Factor [dB]	Limit [dBμV/m]	Margin [dB]	Height [cm]	Angle [°]	Polarity
1	5115.75	44.36	15.23	74.00	29.64	150	150	Vertical
2	5121.76	30.99	15.28	54.00	23.01	150	69	Vertical
3	5136.01	45.69	15.40	74.00	28.31	150	252	Vertical
4	5143.82	31.37	15.47	54.00	22.63	150	204	Vertical
5	5290.00	82.39	15.65	0.00	-82.39	150	198	Vertical
6	5290.00	70.24	15.65	0.00	-70.24	150	198	Vertical



## 4.10.1.97 11AC80\_58 ANT 1\_ Horizontal



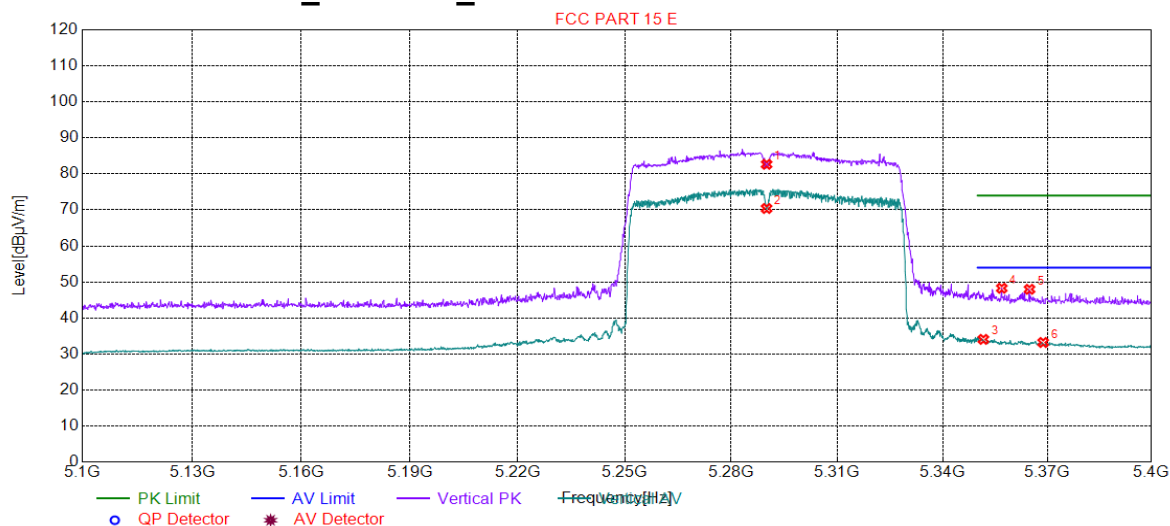
## Suspected List

Suspected List								
NO.	Freq. [MHz]	Level [dBμV/m]	Factor [dB]	Limit [dBμV/m]	Margin [dB]	Height [cm]	Angle [°]	Polarity
1	5290.00	93.29	15.65	0.00	-93.29	150	0	Horizontal
2	5290.00	80.52	15.65	0.00	-80.52	150	0	Horizontal
3	5351.22	41.75	15.95	54.00	12.25	150	4	Horizontal
4	5352.57	58.46	15.96	74.00	15.54	150	4	Horizontal
5	5366.08	39.48	16.04	54.00	14.52	150	4	Horizontal
6	5372.98	56.26	16.08	74.00	17.74	150	221	Horizontal





## 4.10.1.98 11AC80\_58 ANT 1\_Vertical

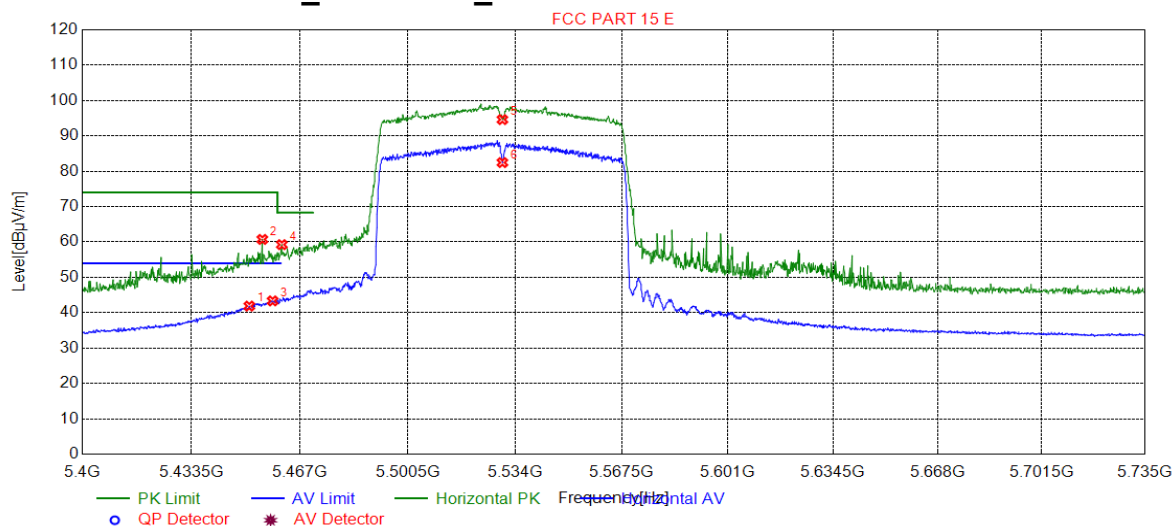


## Suspected List

Suspected List								
NO.	Freq. [MHz]	Level [dBμV/m]	Factor [dB]	Limit [dBμV/m]	Margin [dB]	Height [cm]	Angle [°]	Polarity
1	5290.00	82.66	15.65	0.00	-82.66	150	198	Vertical
2	5290.00	70.40	15.65	0.00	-70.40	150	192	Vertical
3	5351.67	34.07	15.95	54.00	19.93	150	198	Vertical
4	5356.92	48.26	15.98	74.00	25.74	150	198	Vertical
5	5364.88	47.97	16.03	74.00	26.03	150	70	Vertical
6	5368.78	33.20	16.06	54.00	20.80	150	198	Vertical



## 4.10.1.99 11AC80\_106 ANT 1\_ Horizontal

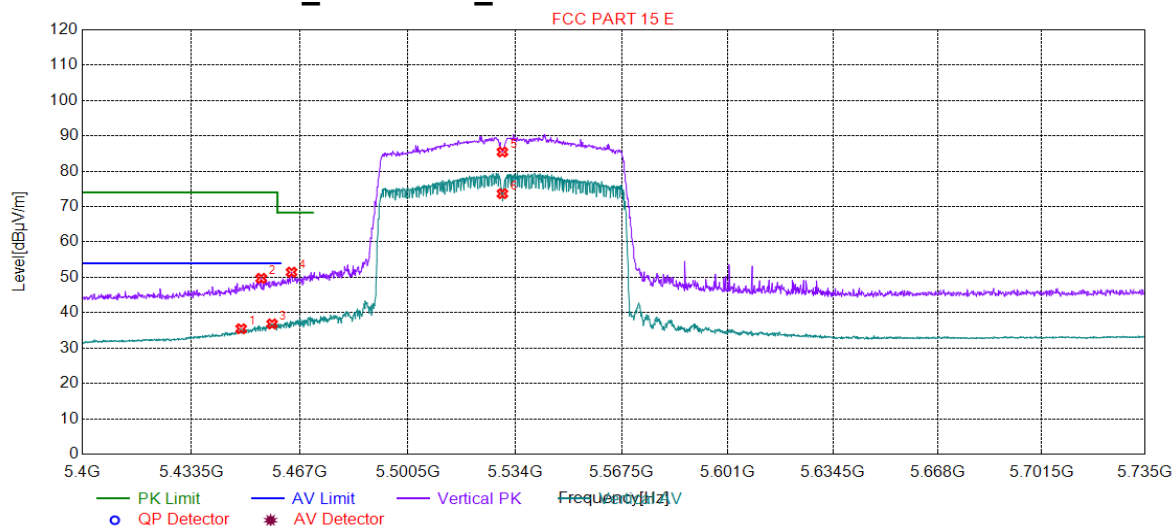


## Suspected List

Suspected List								
NO.	Freq. [MHz]	Level [dBμV/m]	Factor [dB]	Limit [dBμV/m]	Margin [dB]	Height [cm]	Angle [°]	Polarity
1	5451.28	41.88	16.25	54.00	12.12	150	16	Horizontal
2	5455.30	60.73	16.25	74.00	13.27	150	16	Horizontal
3	5458.48	43.34	16.25	54.00	10.66	150	16	Horizontal
4	5461.33	59.25	16.25	68.30	9.05	150	16	Horizontal
5	5530.00	94.61	16.35	0.00	-94.61	150	23	Horizontal
6	5530.00	82.45	16.35	0.00	-82.45	150	9	Horizontal



## 4.10.1.100 11AC80\_106 ANT 1\_ Vertical

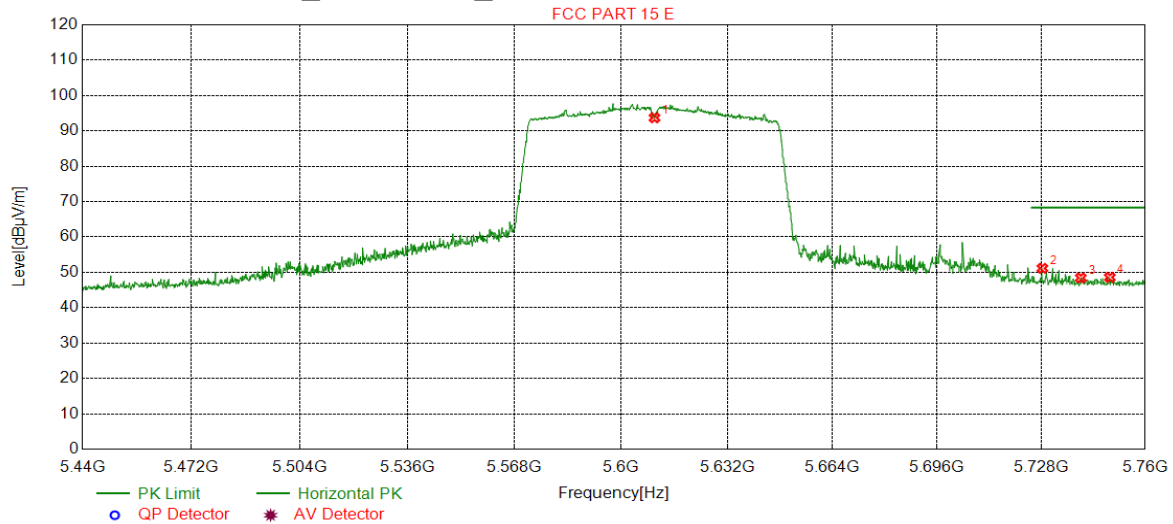


## Suspected List

Suspected List								
NO.	Freq. [MHz]	Level [dBμV/m]	Factor [dB]	Limit [dBμV/m]	Margin [dB]	Height [cm]	Angle [°]	Polarity
1	5448.76	35.47	16.25	54.00	18.53	150	193	Vertical
2	5454.96	49.72	16.25	74.00	24.28	150	193	Vertical
3	5458.31	36.84	16.25	54.00	17.16	150	193	Vertical
4	5464.35	51.47	16.25	68.30	16.83	150	193	Vertical
5	5530.00	85.44	16.35	0.00	-85.44	150	193	Vertical
6	5530.00	73.65	16.35	0.00	-73.65	150	193	Vertical



## 4.10.1.101 11AC80\_122 ANT 1\_ Horizontal

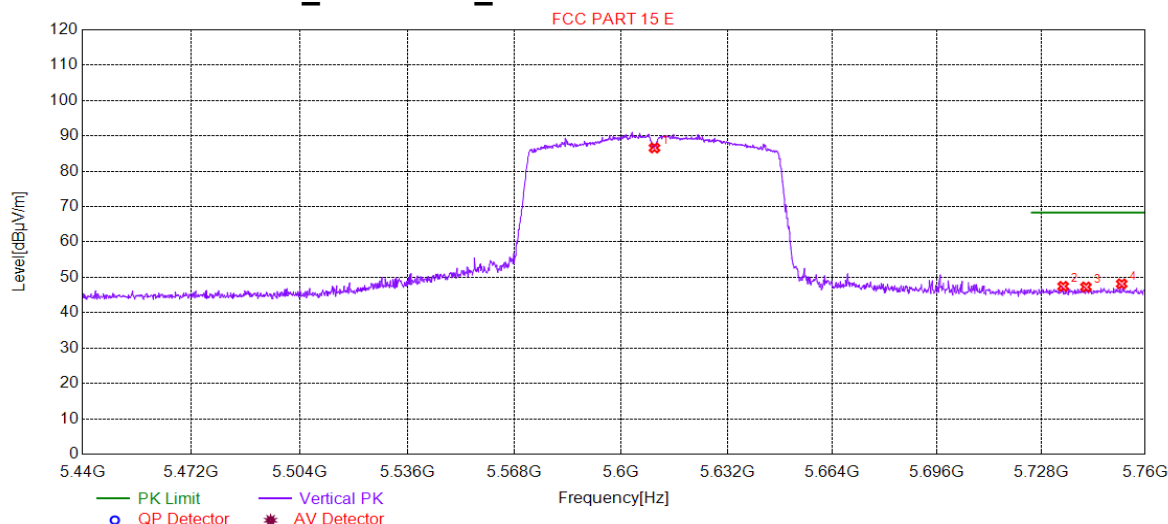


## Suspected List

Suspected List								
NO.	Freq. [MHz]	Level [dBμV/m]	Factor [dB]	Limit [dBμV/m]	Margin [dB]	Height [cm]	Angle [°]	Polarity
1	5610.00	93.70	16.58	0.00	-93.70	150	226	Horizontal
2	5728.30	51.14	16.98	68.30	17.16	150	33	Horizontal
3	5740.15	48.43	17.06	68.30	19.87	150	331	Horizontal
4	5749.11	48.59	17.11	68.30	19.71	150	24	Horizontal



## 4.10.1.102 11AC80\_122 ANT 1\_ Vertical



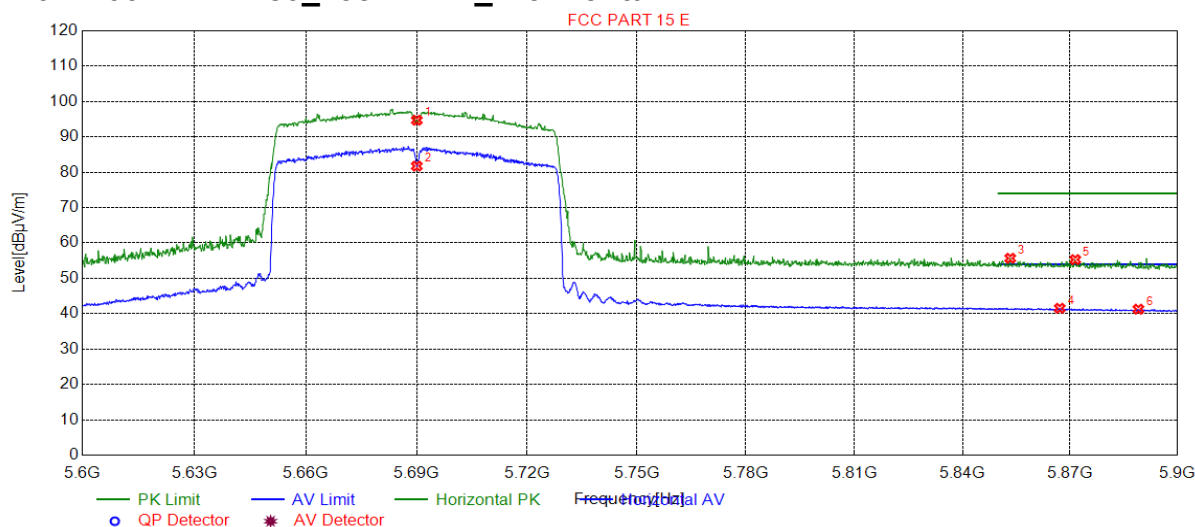
## Suspected List

Suspected List								
NO.	Freq. [MHz]	Level [dBμV/m]	Factor [dB]	Limit [dBμV/m]	Margin [dB]	Height [cm]	Angle [°]	Polarity
1	5610.00	86.60	16.58	0.00	-86.60	150	255	Vertical
2	5734.70	47.46	17.02	68.30	20.84	150	16	Vertical
3	5741.75	47.28	17.07	68.30	21.02	150	16	Vertical
4	5752.79	48.17	17.12	68.30	20.13	150	192	Vertical





## 4.10.1.103 11AC80\_138 ANT 1\_ Horizontal

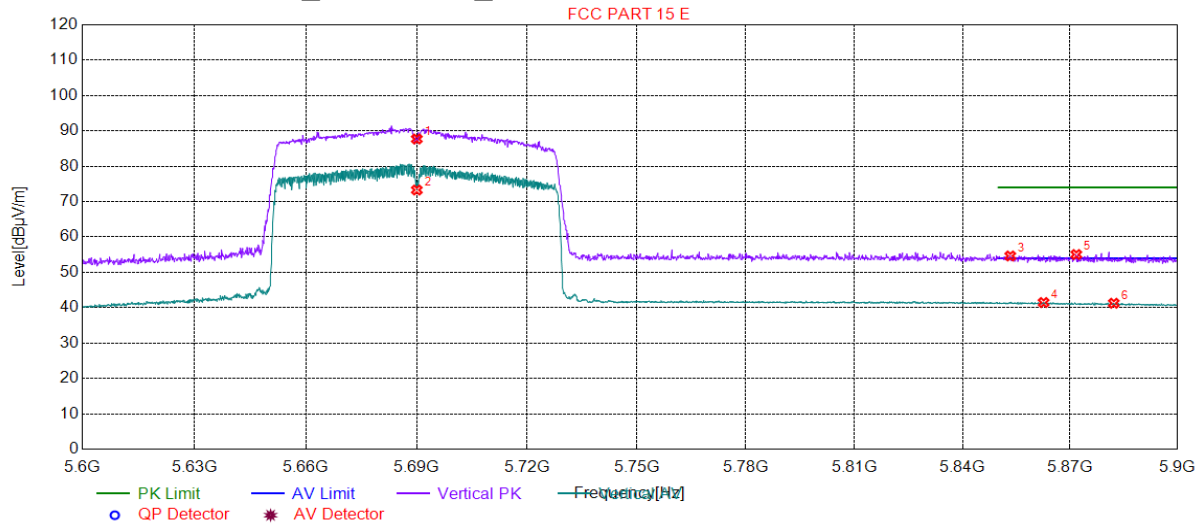


## Suspected List

Suspected List								
NO.	Freq. [MHz]	Level [dBμV/m]	Factor [dB]	Limit [dBμV/m]	Margin [dB]	Height [cm]	Angle [°]	Polarity
1	5690.00	94.70	16.75	0.00	-94.70	150	9	Horizontal
2	5690.00	81.74	16.75	0.00	-81.74	150	9	Horizontal
3	5853.32	55.68	17.25	74.00	18.32	150	154	Horizontal
4	5867.13	41.54	17.21	54.00	12.46	150	202	Horizontal
5	5871.48	55.30	17.20	74.00	18.70	150	126	Horizontal
6	5889.19	41.28	17.14	54.00	12.72	150	91	Horizontal



## 4.10.1.104 11AC80\_138 ANT 1\_ Vertical

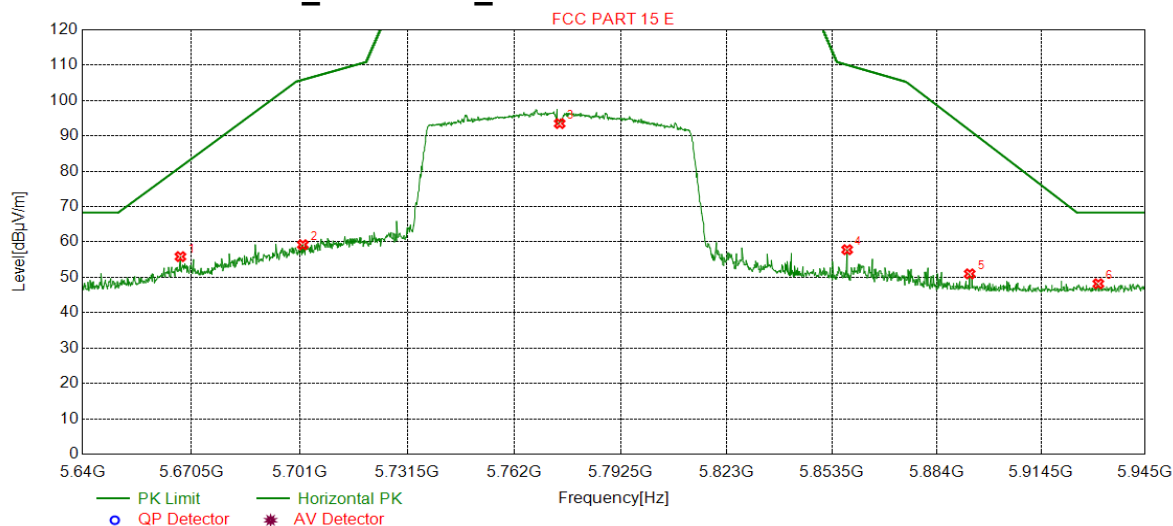


## Suspected List

Suspected List								
NO.	Freq. [MHz]	Level [dBμV/m]	Factor [dB]	Limit [dBμV/m]	Margin [dB]	Height [cm]	Angle [°]	Polarity
1	5690.00	87.71	16.75	0.00	-87.71	150	186	Vertical
2	5690.00	73.28	16.75	0.00	-73.28	150	220	Vertical
3	5853.32	54.63	17.25	74.00	19.37	150	56	Vertical
4	5862.63	41.47	17.22	54.00	12.53	150	338	Vertical
5	5871.78	55.05	17.19	74.00	18.95	150	186	Vertical
6	5882.29	41.27	17.16	54.00	12.73	150	269	Vertical



## 4.10.1.105 11AC80\_155 ANT 1\_ Horizontal

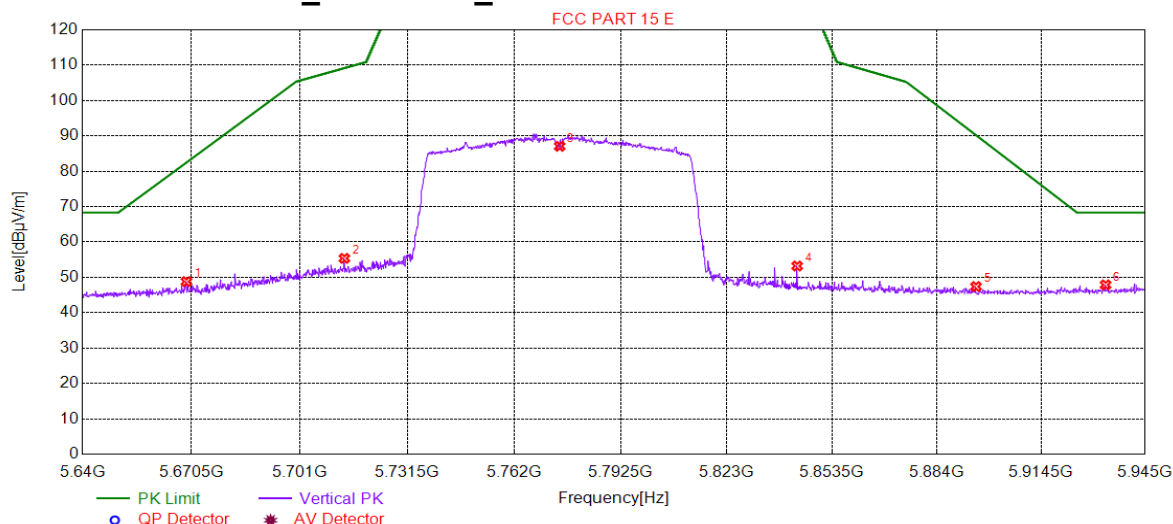


## Suspected List

Suspected List								
NO.	Freq. [MHz]	Level [dBμV/m]	Factor [dB]	Limit [dBμV/m]	Margin [dB]	Height [cm]	Angle [°]	Polarity
1	5667.46	55.86	16.62	81.22	25.36	150	7	Horizontal
2	5701.94	59.22	16.81	105.84	46.62	150	34	Horizontal
3	5775.00	93.49	17.16	122.30	28.81	150	212	Horizontal
4	5857.87	57.82	17.24	110.09	52.27	150	344	Horizontal
5	5893.58	50.99	17.13	91.55	40.56	150	20	Horizontal
6	5931.26	48.19	17.59	68.30	20.11	150	344	Horizontal



## 4.10.1.106 11AC80\_155 ANT 1\_ Vertical



## Suspected List

Suspected List								
NO.	Freq. [MHz]	Level [dBμV/m]	Factor [dB]	Limit [dBμV/m]	Margin [dB]	Height [cm]	Angle [°]	Polarity
1	5669.14	48.80	16.63	82.47	33.67	150	183	Vertical
2	5713.69	55.37	16.89	109.13	53.76	150	211	Vertical
3	5775.00	87.06	17.16	122.30	35.24	150	211	Vertical
4	5843.38	53.21	17.25	122.30	69.09	150	106	Vertical
5	5895.41	47.40	17.12	90.19	42.79	150	51	Vertical
6	5933.40	47.88	17.62	68.30	20.42	150	207	Vertical

## Remark:

The field strength is calculated by adding the Antenna Factor, Cable Factor & Preamplifier. The basic equation with a sample calculation is as follows:

Final Test Level = Receiver Reading + Antenna Factor + Cable Factor – Preamplifier Factor

All modes have been tested, but only the worst case data displayed in this report.



## 4.11 Frequencies Stability

### 4.11.1 Frequency Error vs. Voltage:

Test Conditions	Measured Frequency ( MHz )	
	5180	5825
V nom(V)	5180.006570	5825.003271
V max(V)	5180.014860	5825.005254
V min(V)	5180.021923	5825.005352
Max. Deviation Frequency	0.021923	0.005352
Max. Frequency Error (ppm)	4.232242	0.918782

### 4.11.2 Frequency Error vs. Temperature:

Test Conditions(°C)	Measured Frequency ( MHz )	
	5180	5825
-5	5180.001976	5825.001644
5	5180.007552	5825.009889
15	5180.013642	5825.015061
25	5180.022309	5825.015395
35	5180.028049	5825.019354
45	5180.035694	5825.021281
50	5180.040895	5825.023078
Max. Deviation Frequency	0.040895	0.023078
Max. Frequency Error (ppm)	7.894741	3.961895





## 4.12 Dynamic Frequency Selection

### 4.12.1 DFS Overview

**Table 1: Applicability of DFS Requirements Prior to Use of a Channel**

Requirement	Operational Mode		
	Master	Client Without Radar Detection	Client With Radar Detection
<i>Non-Occupancy Period</i>	Yes	Not required	Yes
<i>DFS Detection Threshold</i>	Yes	Not required	Yes
<i>Channel Availability Check Time</i>	Yes	Not required	Not required
<i>U-NII Detection Bandwidth</i>	Yes	Not required	Yes

**Table 2: Applicability of DFS requirements during normal operation**

Requirement	Operational Mode	
	Master Device or Client with Radar Detection	Client Without Radar Detection
<i>DFS Detection Threshold</i>	Yes	Not required
<i>Channel Closing Transmission Time</i>	Yes	Yes
<i>Channel Move Time</i>	Yes	Yes
<i>U-NII Detection Bandwidth</i>	Yes	Not required
<b>Additional requirements for devices with multiple bandwidth modes</b>	<b>Master Device or Client with Radar Detection</b>	<b>Client Without Radar Detection</b>
<i>U-NII Detection Bandwidth and Statistical Performance Check</i>	All BW modes must be tested	Not required
<i>Channel Move Time and Channel Closing Transmission Time</i>	Test using widest BW mode available	Test using the widest BW mode available for the link
<i>All other tests</i>	Any single BW mode	Not required
<b>Note:</b> Frequencies selected for statistical performance check (Section 7.8.4) should include several frequencies within the radar detection bandwidth and frequencies near the edge of the radar detection bandwidth. For 802.11 devices it is suggested to select frequencies in each of the bonded 20 MHz channels and the channel center frequency.		



**4.12.2 DFS Detection Thresholds****Table 3: DFS Detection Thresholds for Master Devices and Client Devices with Radar Detection**

Maximum Transmit Power	Value (See Notes 1, 2, and 3)
EIRP $\geq$ 200 milliwatt	-64 dBm
EIRP < 200 milliwatt and power spectral density < 10 dBm/MHz	-62 dBm
EIRP < 200 milliwatt that do not meet the power spectral density requirement	-64 dBm
<p><b>Note 1:</b> This is the level at the input of the receiver assuming a 0 dBi receive antenna.</p> <p><b>Note 2:</b> Throughout these test procedures an additional 1 dB has been added to the amplitude of the test transmission waveforms to account for variations in measurement equipment. This will ensure that the test signal is at or above the detection threshold level to trigger a DFS response.</p> <p><b>Note3:</b> EIRP is based on the highest antenna gain. For MIMO devices refer to KDB Publication 662911 D01.</p>	

**4.12.3 Response Requirements****Table 4: DFS Response Requirement Values**

Parameter	Value
<i>Non-occupancy period</i>	Minimum 30 minutes
<i>Channel Availability Check Time</i>	60 seconds
<i>Channel Move Time</i>	10 seconds See Note 1.
<i>Channel Closing Transmission Time</i>	200 milliseconds + an aggregate of 60 milliseconds over remaining 10 second period. See Notes 1 and 2.
<i>U-NII Detection Bandwidth</i>	Minimum 100% of the U-NII 99% transmission power bandwidth. See Note 3.

**Note 1:** *Channel Move Time* and the *Channel Closing Transmission Time* should be performed with Radar Type 0. The measurement timing begins at the end of the Radar Type 0 burst.

**Note 2:** The *Channel Closing Transmission Time* is comprised of 200 milliseconds starting at the beginning of the *Channel Move Time* plus any additional intermittent control signals required to facilitate a *Channel* move (an aggregate of 60 milliseconds) during the remainder of the 10 second period. The aggregate duration of control signals will not count quiet periods in between transmissions.

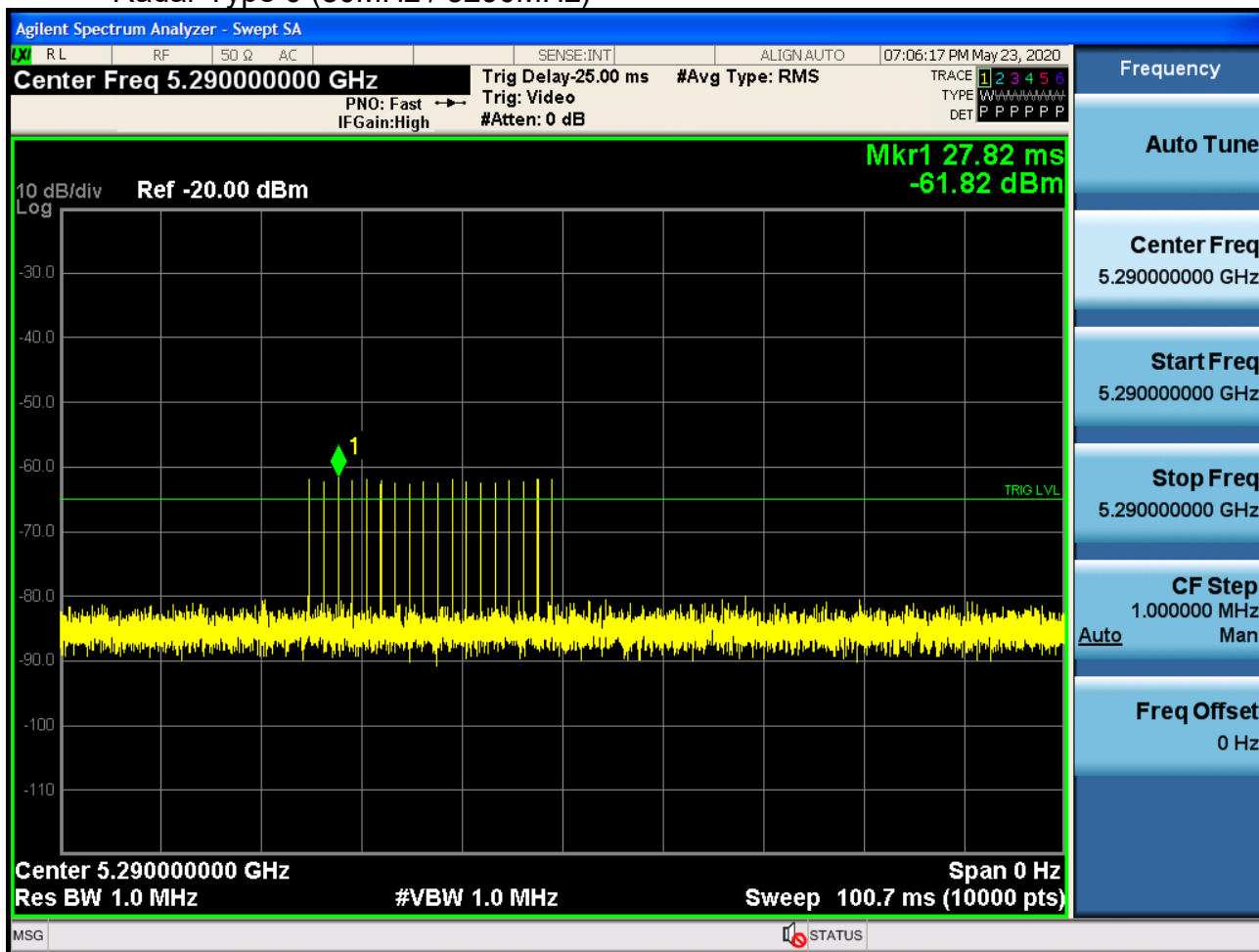
**Note 3:** During the *U-NII Detection Bandwidth* detection test, radar type 0 should be used. For each frequency step the minimum percentage of detection is 90 percent. Measurements are performed with no data traffic.



#### 4.12.4 Test plots

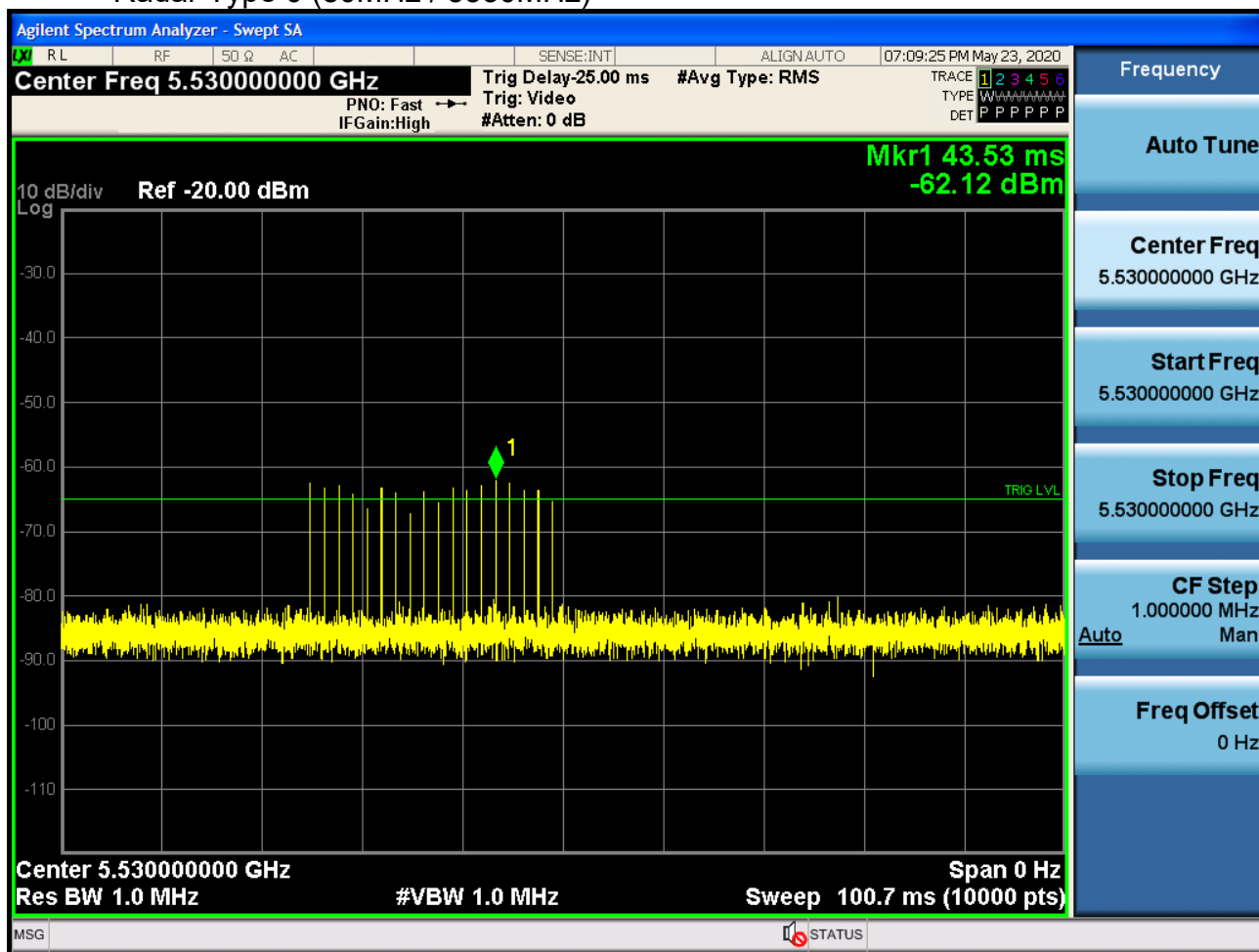
##### 4.12.4.1 Radar Waveform Calibration Result

Radar Type 0 (80MHz / 5290MHz)





**Radar Type 0 (80MHz / 5530MHz)**

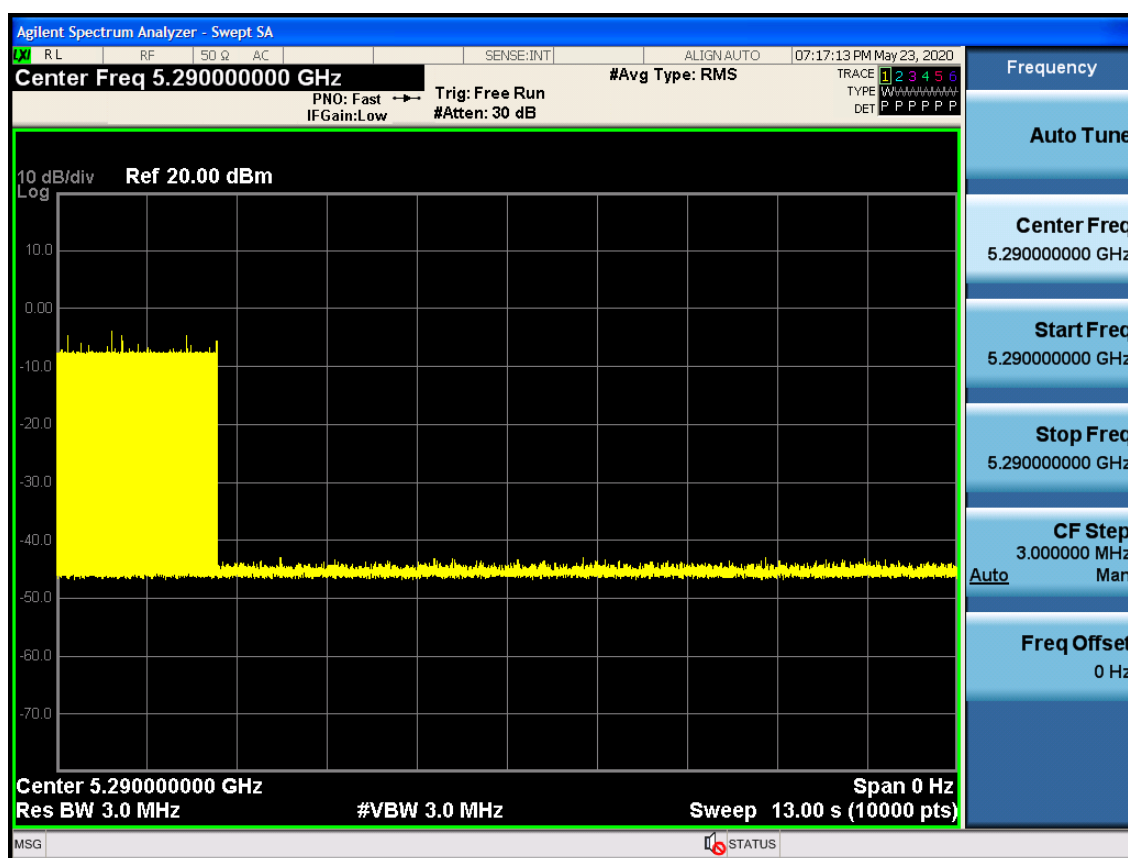


#### 4.12.5 Test Data:

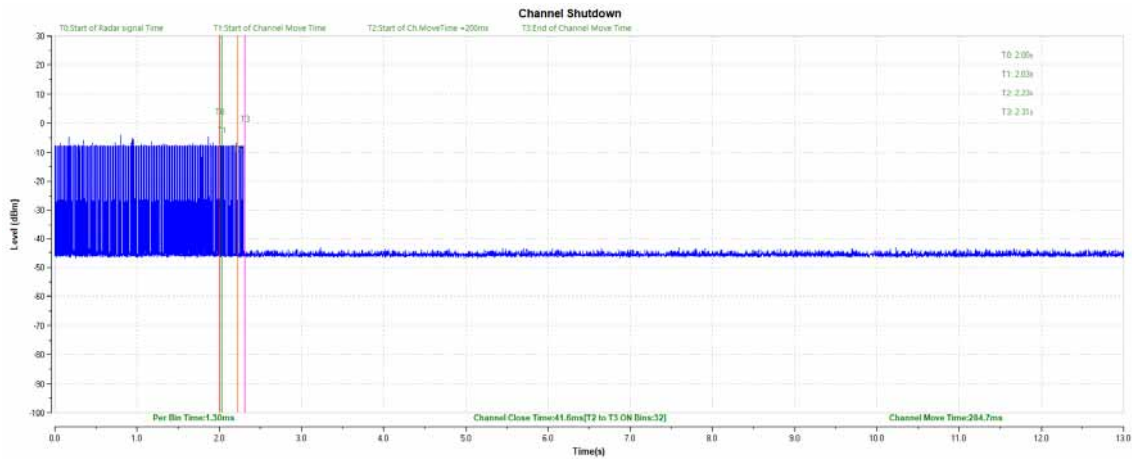
BW/Channel	Test Item	Test Result	Limit	Results
80MHz / 5290MHz	Channel Move Time	0s	<10s	Pass
	Channel Closing Transmission Time	41ms	<60ms	Pass
80MHz / 5530MHz	Channel Move Time	0s	<10s	Pass
	Channel Closing Transmission Time	40ms	<60ms	Pass

#### 4.12.5.1 Test plots

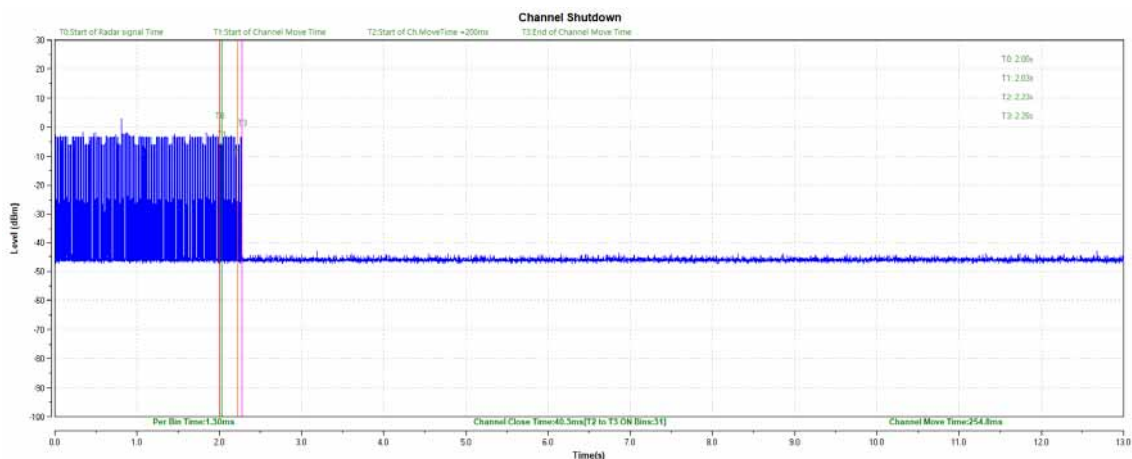
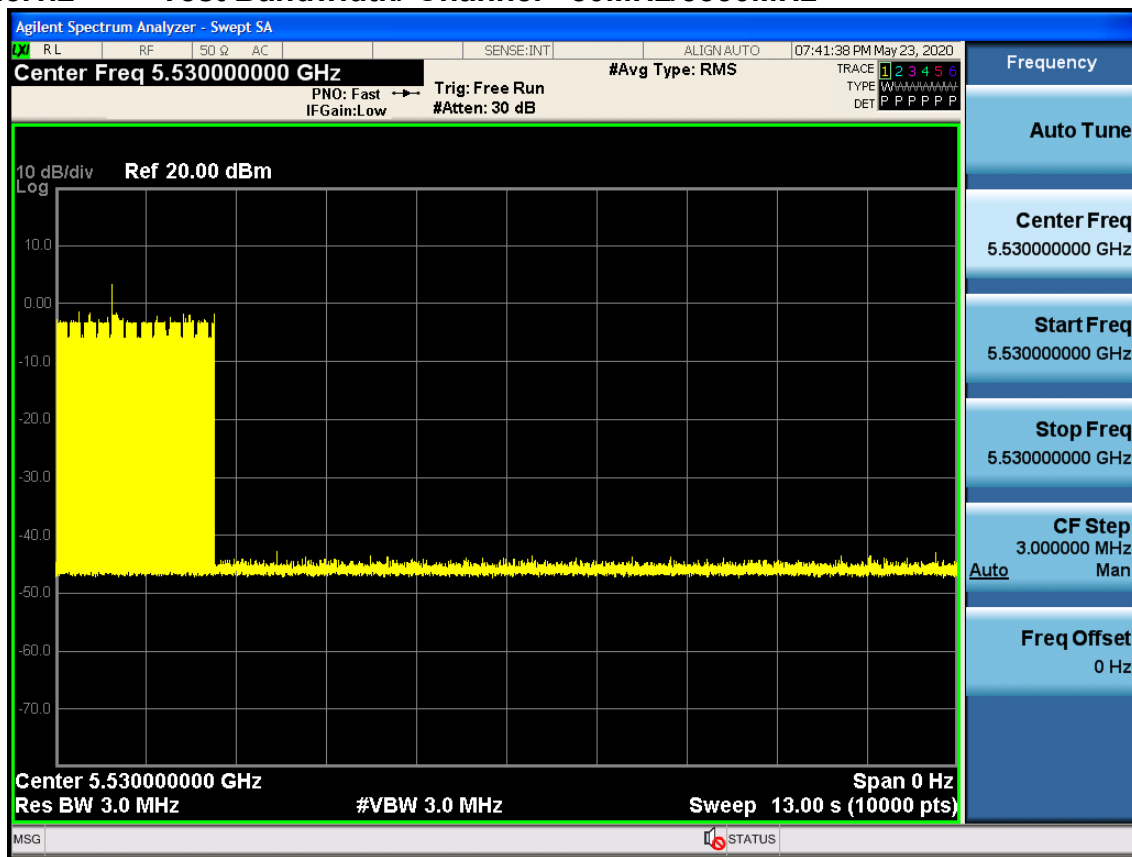
##### 4.12.5.1.1 Test Bandwidth/Channel= 80MHz / 5290MHz







#### 4.12.5.1.2 Test Bandwidth/ Channel =80MHz/5530MHz



**5 Measurement Uncertainty (95% confidence levels, k=2)**

No.	Item	Measurement Uncertainty
1	Total RF power, conducted	$\pm 0.75\text{dB}$
2	RF power density, conducted	$\pm 2.84\text{dB}$
3	Spurious emissions, conducted	$\pm 0.75\text{dB}$
4	Radiated Spurious emission test	$\pm 4.5\text{dB}$ (30MHz-1GHz)
		$\pm 4.8\text{dB}$ (1GHz-25GHz)
5	Conduct emission test	$\pm 3.12\text{ dB}$ (9KHz- 30MHz)
6	Temperature test	$\pm 1^{\circ}\text{C}$
7	Humidity test	$\pm 3\%$
8	DC and low frequency voltages	$\pm 0.5\%$



## 6 Equipment List

Conducted Emission					
Test Equipment	Manufacturer	Model No.	Inventory No.	Cal. Date (yyyy-mm-dd)	Cal. Due date (yyyy-mm-dd)
Shielding Room	ZhongYu Electron	GB-88	SEM001-06	2020/5/10	2023/5/9
LISN	Rohde & Schwarz	ENV216	SEM007-01	2019/7/14	2020/7/14
LISN	ETS-LINDGREN	Feb-16	SEM007-02	2020/3/2	2021/3/1
Measurement Software	AUDIX	e3 V5.4.1221d	N/A	N/A	N/A
Coaxial Cable	SGS	N/A	SEM024-01	2019/6/12	2020/6/11
8 Line ISN	Fischer Custom Communications Inc.	FCC-TLISN-T8-02	EMC0120	2020/2/11	2021/2/10
4 Line ISN	Fischer Custom Communications Inc.	FCC-TLISN-T4-02	EMC0121	2020/2/11	2021/2/10
2 Line ISN	Fischer Custom Communications Inc.	FCC-TLISN-T2-02	EMC0122	2020/2/11	2021/2/10
EMI Test Receiver	Rohde & Schwarz	ESCI	SEM004-02	2020/3/2	2021/3/1

RF conducted test					
Test Equipment	Manufacturer	Model No.	Inventory No.	Cal. Date (yyyy-mm-dd)	Cal. Due date (yyyy-mm-dd)
DC Power Supply	ZhaoXin	RXN-305D	SEM011-02	2019/7/14	2020/7/14
Signal Analyzer	Rohde & Schwarz	FSV	W025-05	2020/3/2	2021/3/1
Coaxial Cable	SGS	N/A	SEM031-01	2019/6/12	2020/6/11
Attenuator	Weinschel Associates	WA41	SEM021-09	N/A	N/A
Signal Generator	KEYSIGHT	N5173B	SEM006-05	2019/7/14	2020/7/14
Temperature Chamber	GIANT FORCE	ICT-150-40-CP-AR	W027-03	2019/10/27	2020/10/27
Power Meter	Rohde & Schwarz	NRVS	SEM014-02	2019/7/14	2020/7/14
Master Device	Linksys pte.Ltd	WRT32X	FCC ID:Q87-WRT3200ACM IC ID:3839A-WRT3200ACM	N/A	N/A





RE in Chamber					
Test Equipment	Manufacturer	Model No.	Inventory No.	Cal. Date (yyyy-mm-dd)	Cal. Due date (yyyy-mm-dd)
3m Semi-Anechoic Chamber	ETS-LINDGREN	N/A	SEM001-01	2017/8/5	2020/8/4
Measurement Software	AUDIX	e3 V8.2014-6-27	N/A	N/A	N/A
Coaxial Cable	SGS	N/A	SEM025-01	2019/6/12	2020/6/11
MXE EMI Receiver (20Hz-8.4GHz)	Agilent Technologies	N9038A	SEM004-05	2019/7/14	2020/7/14
BiConiLog Antenna (26-3000MHz)	ETS-LINDGREN	3142C	SEM003-01	2017/6/27	2020/6/26
Pre-amplifier (0.1-1.3GHz)	Agilent Technologies	8447D	SEM005-01	2020/3/2	2021/3/1

RE in Chamber					
Test Equipment	Manufacturer	Model No.	Inventory No.	Cal. Date (yyyy-mm-dd)	Cal. Due date (yyyy-mm-dd)
3m Semi-Anechoic Chamber	AUDIX	N/A	SEM001-02	2018/3/13	2021/3/12
Spectrum Analyzer (20Hz-43GHz)	Rohde & Schwarz	FSU43	SEM004-08	2020/3/2	2021/3/1
BiConiLog Antenna (26-3000MHz)	ETS-Lindgren	3142C	SEM003-01	2017/6/27	2020/6/26
Horn Antenna (800MHz-18GHz)	Rohde & Schwarz	HF907	SEM003-07	2018/4/13	2021/4/12
Horn Antenna (15-40GHz)	Schwarzbeck	BBHA 9170	SEM003-15	2017/10/17	2020/10/16
Amplifier(0.1-1300MHz)	HP	8447D	SEM005-02	2019/7/14	2020/7/14
Low Noise Amplifier (100MHz-18GHz)	Black Diamond Series	BDLNA-0118-352810	SEM005-05	2019/7/14	2020/7/14
Pre-Amplifier(0.1-26.5GHz)	Compliance Directions Systems Inc.	PAP-0126	EMC2063	2019/10/20	2020/10/19
Pre-amplifier(26-40GHz)	Compliance Directions Systems Inc.	PAP-2640-50	SEM005-08	2020/3/2	2021/3/1
Band filter	N/A	N/A	N/A	N/A	N/A
Measurement Software	AUDIX	e3 V8.2014-6-27	N/A	N/A	N/A
Coaxial Cable	SGS	N/A	SEM026-01	2019/6/12	2020/6/11

## 7 Photographs - EUT Test Setup Details

Refer to Appendix A - Photographs of EUT Test Setup Details for ZR/2020/50001.

The End



Unless otherwise agreed in writing, this document is issued by the Company subject to its General Conditions of Service printed overleaf, available on request or accessible at <http://www.sgs.com/en/Terms-and-Conditions.aspx> and, for electronic format documents, subject to Terms and Conditions for Electronic Documents at <http://www.sgs.com/en/Terms-and-Conditions/Terms-e-Document.aspx>. Attention is drawn to the limitation of liability, indemnification and jurisdiction issues defined therein. Any holder of this document is advised that information contained hereon reflects the Company's findings at the time of its intervention only and within the limits of Client's instructions, if any. The Company's sole responsibility is to its Client and this document does not exonerate parties to a transaction from exercising all their rights and obligations under the transaction documents. This document cannot be reproduced except in full, without prior written approval of the Company. Any unauthorized alteration, forgery or falsification of the content or appearance of this document is unlawful and offenders may be prosecuted to the fullest extent of the law. Unless otherwise stated the results shown in this test report refer only to the sample(s) tested and such sample(s) are retained for 30 days only.

Attention: To check the authenticity of testing / inspection report & certificate, please contact us at telephone: (86-755) 8307 1443, or email: [CN.Doccheck@sgs.com](mailto:CN.Doccheck@sgs.com)  
 No.1 Workshop, M-10, Middle Section, Science & Technology Park, Shenzhen, China 518057 t (86-755) 26012053 f (86-755) 26710594 www.sgsgroup.com.cn  
 中国·深圳·科技园中区M-10栋一号厂房 邮编: 518057 t (86-755) 26012053 f (86-755) 26710594 sgs.china@sgs.com