
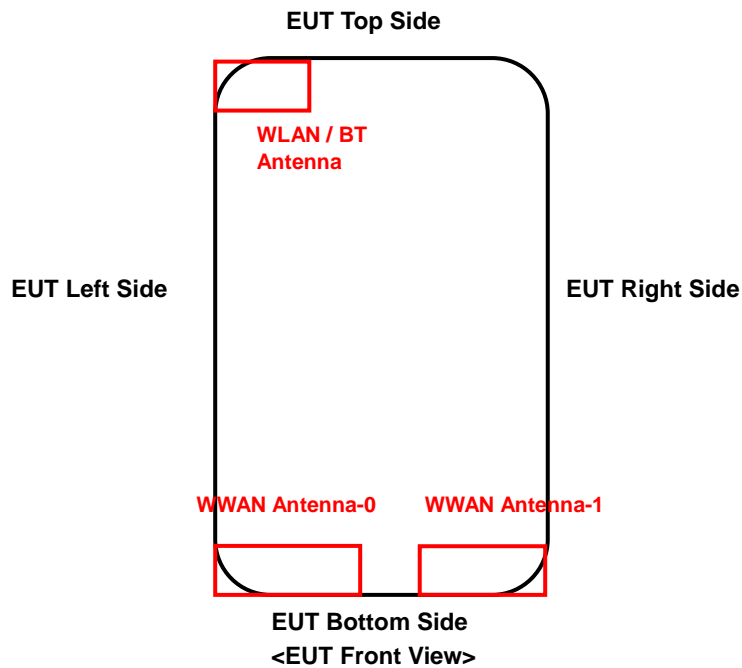


FCC SAR Test Report

<Photographs of EUT>



<Antenna Location>




The separation distance for antenna to edge:

Antenna to edge (mm)	overall diagonal	display diagonal	Left Side	Right Side	Top Side	Bottom Side
WWAN-0(MHB)	240	204	0	80	200	0
WWAN-1(MLB)			82	0	200	0
WLAN / BT			0	110	0	192


Note :

1. The WWAN diversity antenna can transmit through either antenna-0 or antenna-1 at a time.
2. Since the technical document related to the design of proximity sensor and power reduction is confidential, the detail about proximity sensor does not be described in this SAR report. Please refer to the technical documents as "Proximity Sensor Technical Description" for the details.

<Photographs of SAR Setup>




FCC SAR Test Report




Bottom Side of EUT with 0 cm Gap



Rear Face of EUT with 1.5 cm Gap



Right Side of EUT with 0.5 cm Gap



Bottom Side of EUT with 1.0 cm Gap