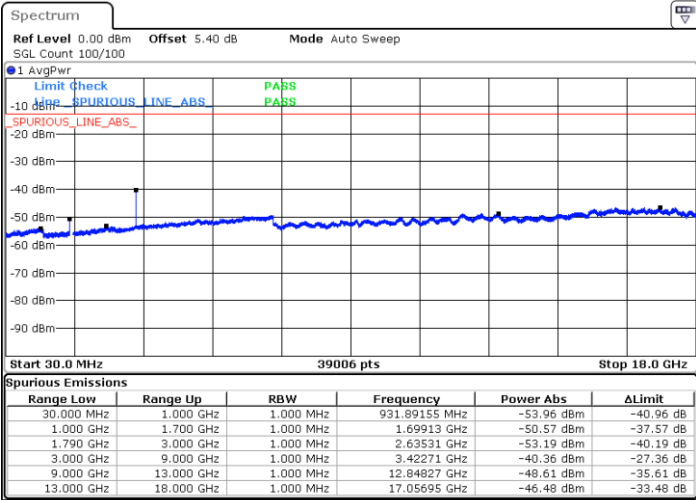




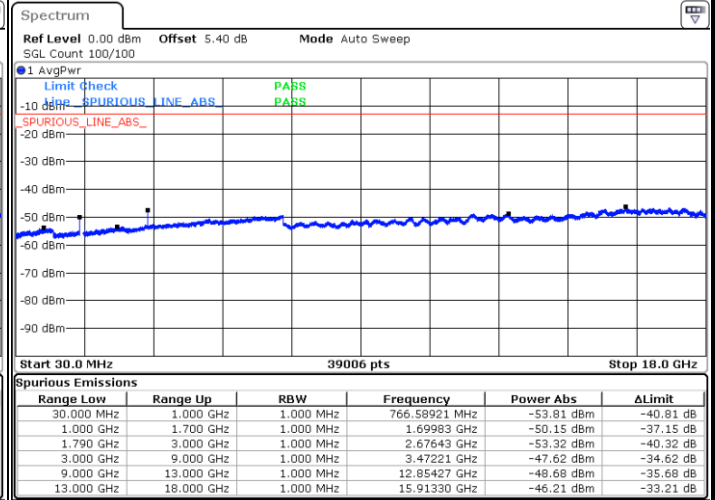
LTE Band 66 / 20MHz

Lowest Channel / 64QAM

Middle Channel / 64QAM

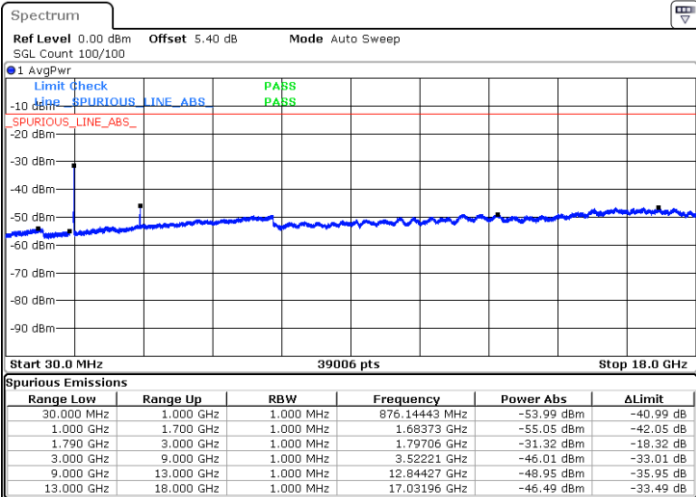


Date: 14 JUN 2020 05:10:42



Date: 14 JUN 2020 04:54:02

Highest Channel / 64QAM



Date: 14 JUN 2020 05:22:57



Frequency Stability

Test Conditions		LTE Band 66 (QPSK) / Middle Channel	Limit
Temperature (°C)	Voltage (Volt)	BW 10MHz	Note 2.
		Deviation (ppm)	Result
50	Normal Voltage	0.0009	PASS
40	Normal Voltage	0.0015	
30	Normal Voltage	0.0029	
20(Ref.)	Normal Voltage	0.0000	
10	Normal Voltage	0.0017	
0	Normal Voltage	0.0022	
-10	Normal Voltage	0.0038	
-20	Normal Voltage	0.0024	
-30	Normal Voltage	0.0039	
20	Maximum Voltage	0.0045	
20	Normal Voltage	0.0021	
20	Battery End Point	0.0008	

Note:

1. Normal Voltage =3.8 V. ; Battery End Point (BEP) =3.6 V. ; Maximum Voltage =4.1 V.
2. Note: The frequency fundamental emissions stay within the authorized frequency block.



Appendix B. Test Results of Radiated Test

Radiated Spurious Emission

LTE Band 2 / 20MHz / QPSK								
Channel	Frequency (MHz)	EIRP (dBm)	Limit (dBm)	Over Limit (dB)	S.G. Power (dBm)	TX Cable loss (dB)	TX Antenna Gain (dBi)	Polarization (H/V)
Lowest	3702	-57.92	-13	-44.92	-70.18	2.641	14.90	H
	5553.27	-54.04	-13	-41.04	-65.90	2.94	14.80	H
	7404	-48.84	-13	-35.84	-58.61	3.39	13.16	H
	3702.18	-57.64	-13	-44.64	-69.90	2.64	14.90	V
	5553	-53.94	-13	-40.94	-65.80	2.94	14.80	V
	7404	-48.27	-13	-35.27	-58.04	3.39	13.16	V
Middle	3741	-57.68	-13	-44.68	-69.94	2.64	14.90	H
	5613	-53.99	-13	-40.99	-65.85	2.94	14.80	H
	7488	-48.95	-13	-35.95	-58.72	3.39	13.16	H
	3741	-57.74	-13	-44.74	-70.00	2.64	14.90	V
	5613	-53.44	-13	-40.44	-65.30	2.94	14.80	V
	7488	-48.43	-13	-35.43	-58.20	3.39	13.16	V
Highest	3783	-57.00	-13	-44.00	-69.26	2.64	14.90	H
	5673.27	-53.47	-13	-40.47	-65.33	2.94	14.80	H
	7560	-48.45	-13	-35.45	-58.22	3.39	13.16	H
	3782.18	-57.25	-13	-44.25	-69.51	2.64	14.90	V
	5673	-53.85	-13	-40.85	-65.71	2.94	14.80	V
	7560	-48.18	-13	-35.18	-57.95	3.39	13.16	V

Remark: Spurious emissions within 30-1000MHz were found more than 20dB below limit line.



LTE Band 5 / 10MHz / QPSK								
Channel	Frequency (MHz)	EIRP (dBm)	Limit (dBm)	Over Limit (dB)	S.G. Power (dBm)	TX Cable loss (dB)	TX Antenna Gain (dBi)	Polarization (H/V)
Lowest	1650	-67.43	-13	-54.43	-74.40	1.58	10.70	H
	2474	-64.64	-13	-51.64	-72.89	2.102	12.50	H
	3300	-63.28	-13	-50.28	-72.17	2.856	13.90	H
	1650	-67.40	-13	-54.40	-74.37	1.58	10.70	V
	2474	-64.74	-13	-51.74	-72.99	2.10	12.50	V
	3300	-63.50	-13	-50.50	-72.39	2.86	13.90	V
Middle	1664	-67.45	-13	-54.45	-74.42	1.58	10.70	H
	2496	-64.85	-13	-51.85	-73.10	2.102	12.50	H
	3330	-62.84	-13	-49.84	-71.73	2.856	13.90	H
	1664	-66.43	-13	-53.43	-73.40	1.58	10.70	V
	2496	-63.91	-13	-50.91	-72.16	2.10	12.50	V
	3330	-63.16	-13	-50.16	-72.05	2.86	13.90	V
Highest	1680	-67.52	-13	-54.52	-74.49	1.58	10.70	H
	2518	-65.00	-13	-52.00	-73.25	2.102	12.50	H
	3360	-63.62	-13	-50.62	-72.51	2.856	13.90	H
	1680	-67.40	-13	-54.40	-74.37	1.58	10.70	V
	2518	-64.76	-13	-51.76	-73.01	2.10	12.50	V
	3360	-63.44	-13	-50.44	-72.33	2.86	13.90	V

Remark: Spurious emissions within 30-1000MHz were found more than 20dB below limit line.



LTE Band 12 / 10MHz / QPSK								
Channel	Frequency (MHz)	EIRP (dBm)	Limit (dBm)	Over Limit (dB)	S.G. Power (dBm)	TX Cable loss (dB)	TX Antenna Gain (dBi)	Polarization (H/V)
Lowest	1400	-68.36	-13	-55.36	-75.33	1.58	10.70	H
	2098.77	-66.28	-13	-53.28	-74.53	2.102	12.50	H
	2798.66	-63.94	-13	-50.94	-72.83	2.856	13.90	H
	1399.18	-67.86	-13	-54.86	-74.83	1.58	10.70	V
	2098.77	-65.55	-13	-52.55	-73.80	2.10	12.50	V
	2798	-63.72	-13	-50.72	-72.61	2.86	13.90	V
Middle	1406	-67.97	-13	-54.97	-74.94	1.58	10.70	H
	2110	-65.90	-13	-52.90	-74.15	2.102	12.50	H
	2812	-63.86	-13	-50.86	-72.75	2.856	13.90	H
	1406	-67.90	-13	-54.90	-74.87	1.58	10.70	V
	2109.27	-65.56	-13	-52.56	-73.81	2.10	12.50	V
	2812	-63.70	-13	-50.70	-72.59	2.86	13.90	V
Highest	1414	-68.04	-13	-55.04	-75.01	1.58	10.70	H
	2119.77	-65.94	-13	-52.94	-74.19	2.102	12.50	H
	2826.36	-63.97	-13	-50.97	-72.86	2.856	13.90	H
	1413.18	-68.12	-13	-55.12	-75.09	1.58	10.70	V
	2119.77	-65.77	-13	-52.77	-74.02	2.10	12.50	V
	2826	-63.92	-13	-50.92	-72.81	2.86	13.90	V

Remark: Spurious emissions within 30-1000MHz were found more than 20dB below limit line.



LTE Band 13 / 5MHz / QPSK								
Channel	Frequency (MHz)	EIRP (dBm)	Limit (dBm)	Over Limit (dB)	S.G. Power (dBm)	TX Cable loss (dB)	TX Antenna Gain (dBi)	Polarization (H/V)
Lowest	1554	-67.26	-42.15	-25.11	-69.89	1.09	5.87	H
	2332	-65.48	-13	-52.48	-67.88	1.37	5.92	H
	3108	-63.54	-13	-50.54	-67.43	1.64	7.68	H
	1554	-66.89	-42.15	-24.74	-69.52	1.09	5.87	V
	2332	-65.41	-13	-52.41	-67.81	1.37	5.92	V
	3108	-63.79	-13	-50.79	-67.68	1.64	7.68	V
Middle	1560	-67.96	-42.15	-25.81	-70.59	1.09	5.87	H
	2340	-65.93	-13	-52.93	-68.33	1.37	5.92	H
	3120	-63.60	-13	-50.60	-67.49	1.64	7.68	H
	1560	-67.80	-42.15	-25.65	-70.43	1.09	5.87	V
	2340	-65.79	-13	-52.79	-68.19	1.37	5.92	V
	3120	-63.60	-13	-50.60	-67.49	1.64	7.68	V
Highest	1564	-68.13	-42.15	-25.98	-70.76	1.09	5.87	H
	2348	-64.88	-13	-51.88	-67.28	1.37	5.92	H
	3132	-63.74	-13	-50.74	-67.63	1.64	7.68	H
	1564	-67.77	-42.15	-25.62	-70.40	1.09	5.87	V
	2348	-65.45	-13	-52.45	-67.85	1.37	5.92	V
	3132	-63.42	-13	-50.42	-67.31	1.64	7.68	V

Remark: Spurious emissions within 30-1000MHz were found more than 20dB below limit line.

LTE Band 13 / 10MHz / QPSK								
Channel	Frequency (MHz)	EIRP (dBm)	Limit (dBm)	Over Limit (dB)	S.G. Power (dBm)	TX Cable loss (dB)	TX Antenna Gain (dBi)	Polarization (H/V)
Middle	1556	-67.28	-42.15	-25.13	-69.91	1.09	5.87	H
	2332	-65.32	-13	-52.32	-67.72	1.37	5.92	H
	3108	-63.33	-13	-50.33	-67.22	1.64	7.68	H
	1556	-66.48	-42.15	-24.33	-69.11	1.09	5.87	V
	2332	-65.00	-13	-52.00	-67.40	1.37	5.92	V
	3108	-63.45	-13	-50.45	-67.34	1.64	7.68	V

Remark: Spurious emissions within 30-1000MHz were found more than 20dB below limit line.



LTE Band 66 / 20MHz / QPSK								
Channel	Frequency (MHz)	EIRP (dBm)	Limit (dBm)	Over Limit (dB)	S.G. Power (dBm)	TX Cable loss (dB)	TX Antenna Gain (dBi)	Polarization (H/V)
Lowest	3423	-54.94	-13	-41.94	-65.68	2.604	13.34	H
	5133	-54.15	-13	-41.15	-64.66	3.011	13.52	H
	6840	-50.96	-13	-37.96	-61.16	3.271	13.47	H
	3423	-58.71	-13	-45.71	-69.45	2.604	13.34	V
	5133	-54.10	-13	-41.10	-64.61	3.011	13.52	V
	6840	-50.29	-13	-37.29	-60.49	3.271	13.47	V
Middle	3471	-55.96	-13	-42.96	-66.70	2.604	13.34	H
	5208	-54.23	-13	-41.23	-64.74	3.011	13.52	H
	6948	-51.13	-13	-38.13	-61.33	3.271	13.47	H
	3471	-58.09	-13	-45.09	-68.83	2.604	13.34	V
	5208	-54.55	-13	-41.55	-65.06	3.011	13.52	V
	6948	-50.94	-13	-37.94	-61.14	3.271	13.47	V
Highest	3522	-59.73	-13	-46.73	-70.47	2.604	13.34	H
	5283.27	-54.85	-13	-41.85	-65.36	3.011	13.52	H
	7044	-50.13	-13	-37.13	-60.33	3.271	13.47	H
	3522.18	-59.99	-13	-46.99	-70.73	2.604	13.34	V
	5283	-55.14	-13	-42.14	-65.65	3.011	13.52	V
	7044	-49.29	-13	-36.29	-59.49	3.271	13.47	V

Remark: Spurious emissions within 30-1000MHz were found more than 20dB below limit line.