

Fig.18. Conducted spurious emission: GFSK, Channel 39, 2441MHz

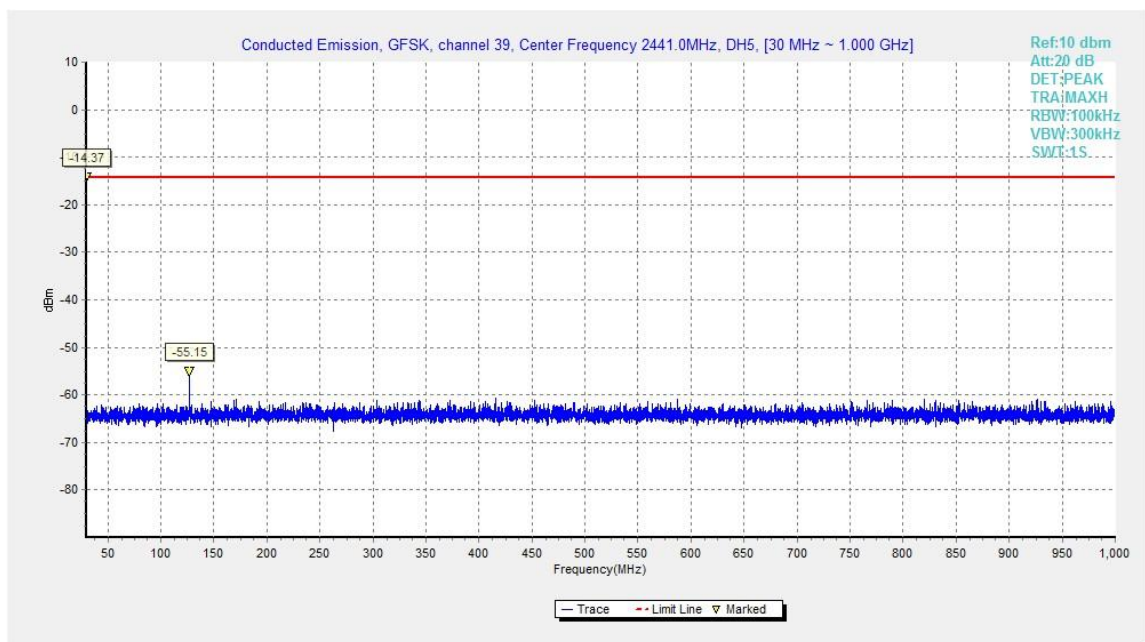


Fig.19. Conducted spurious emission: GFSK, Channel 39, 30MHz - 1GHz

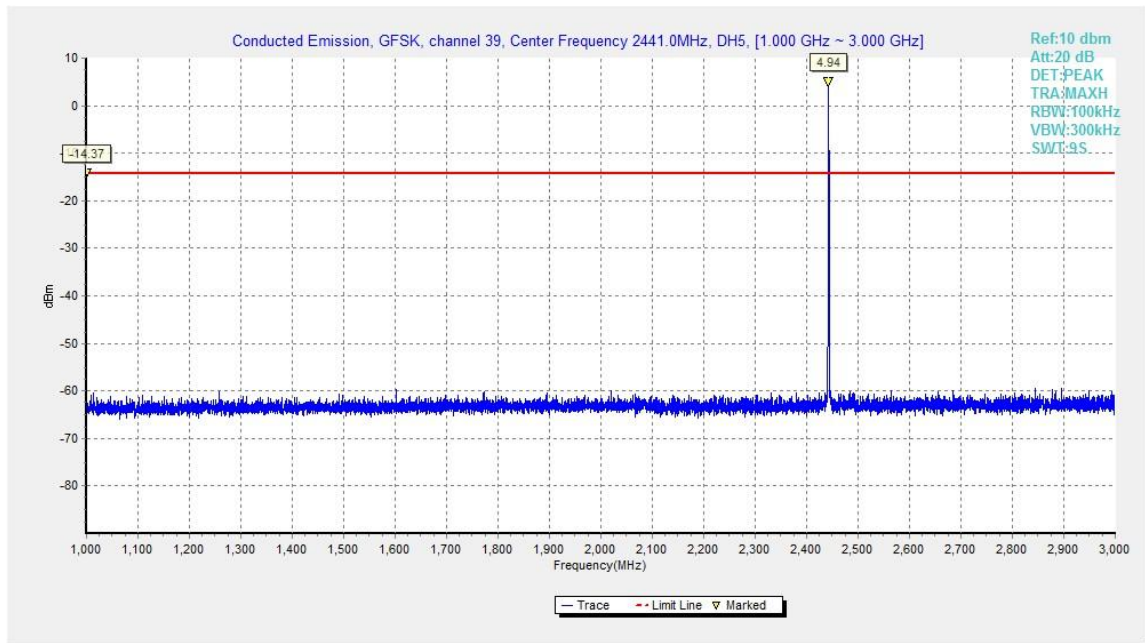


Fig.20. Conducted spurious emission: GFSK, Channel 39, 1GHz – 3GHz

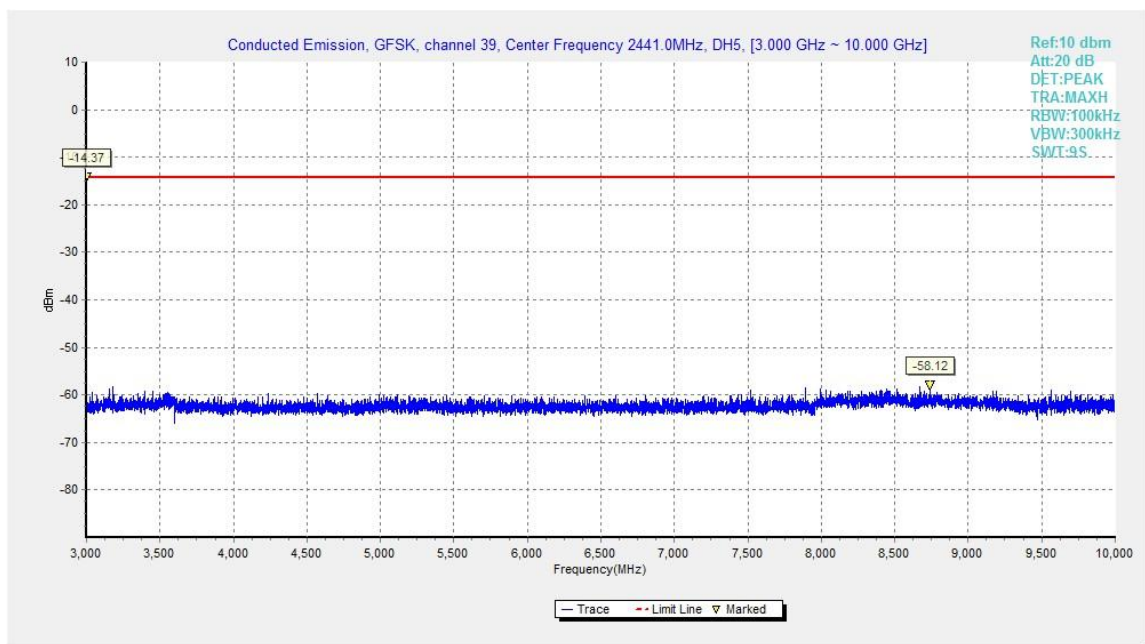


Fig.21. Conducted spurious emission: GFSK, Channel 39, 3GHz – 10GHz

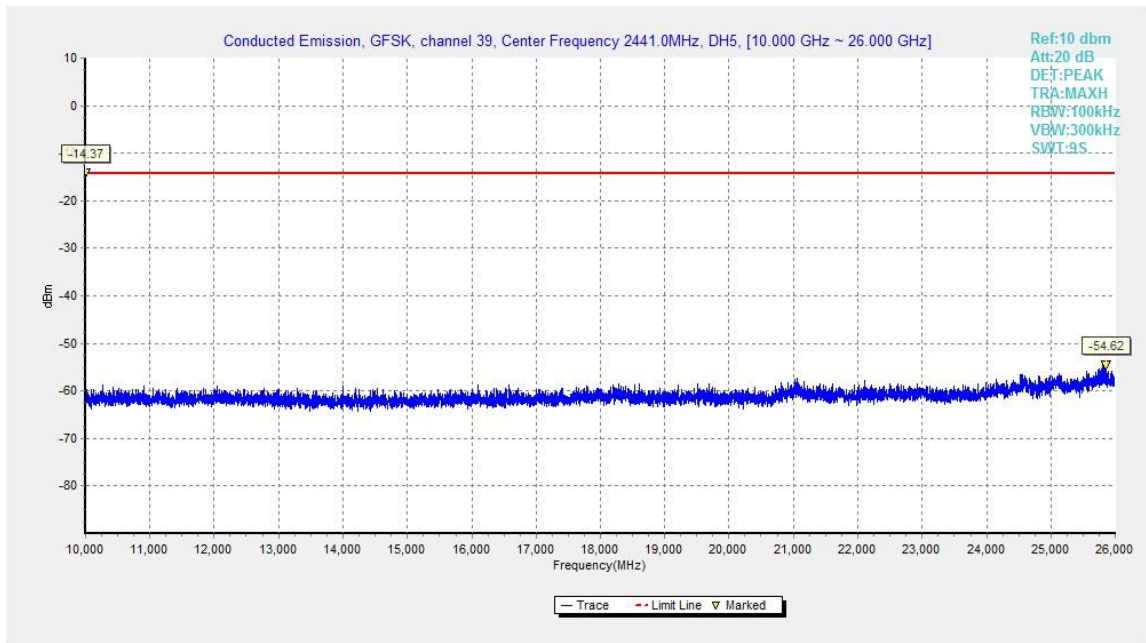


Fig.22. Conducted spurious emission: GFSK, Channel 39, 10GHz – 26GHz

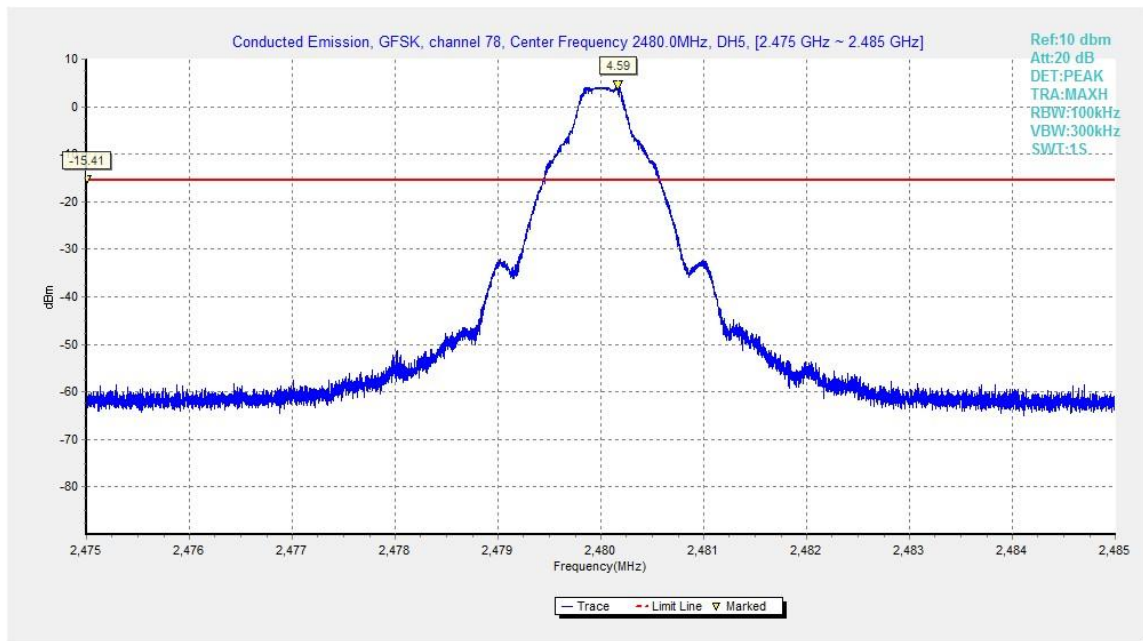


Fig.23. Conducted spurious emission: GFSK, Channel 78, 2480MHz

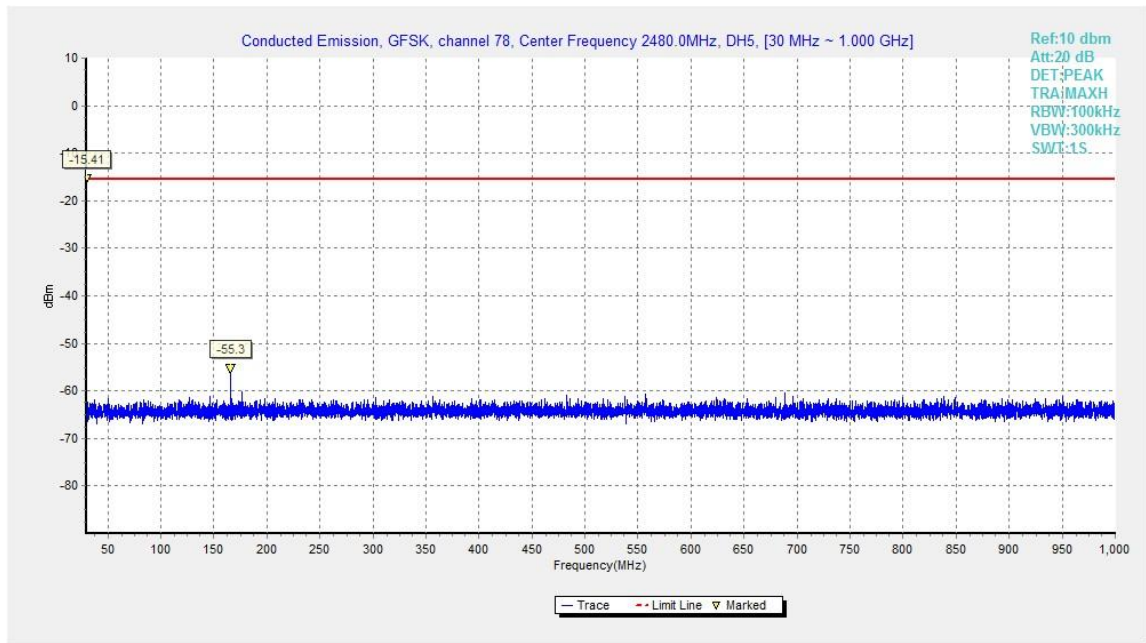


Fig.24. Conducted spurious emission: GFSK, Channel 78, 30MHz - 1GHz

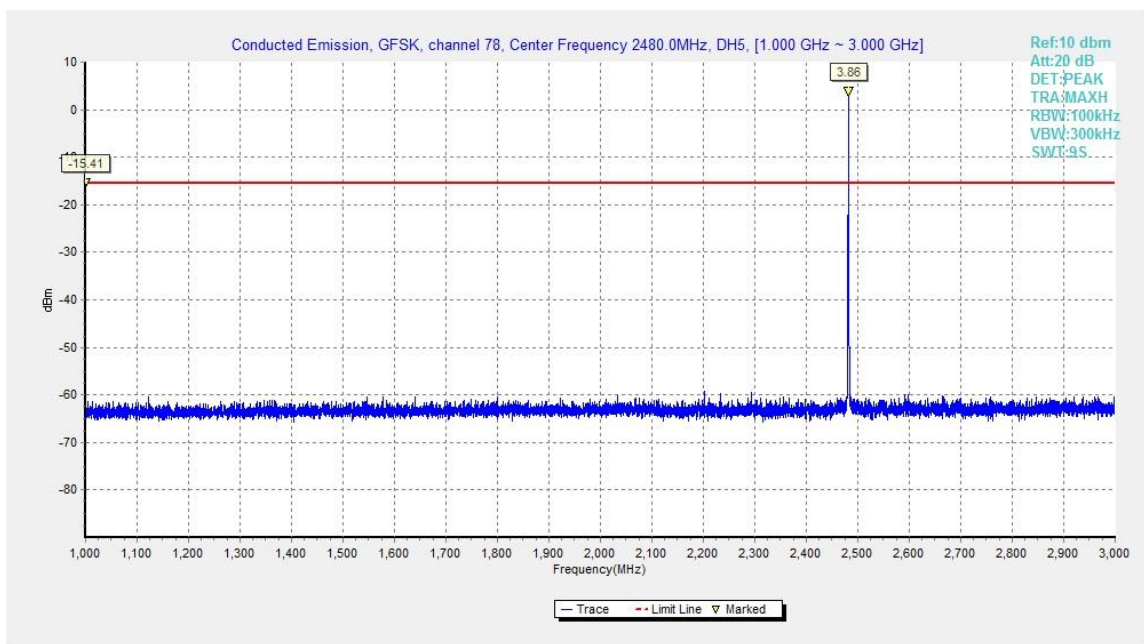


Fig.25. Conducted spurious emission: GFSK, Channel 78, 1GHz - 3GHz



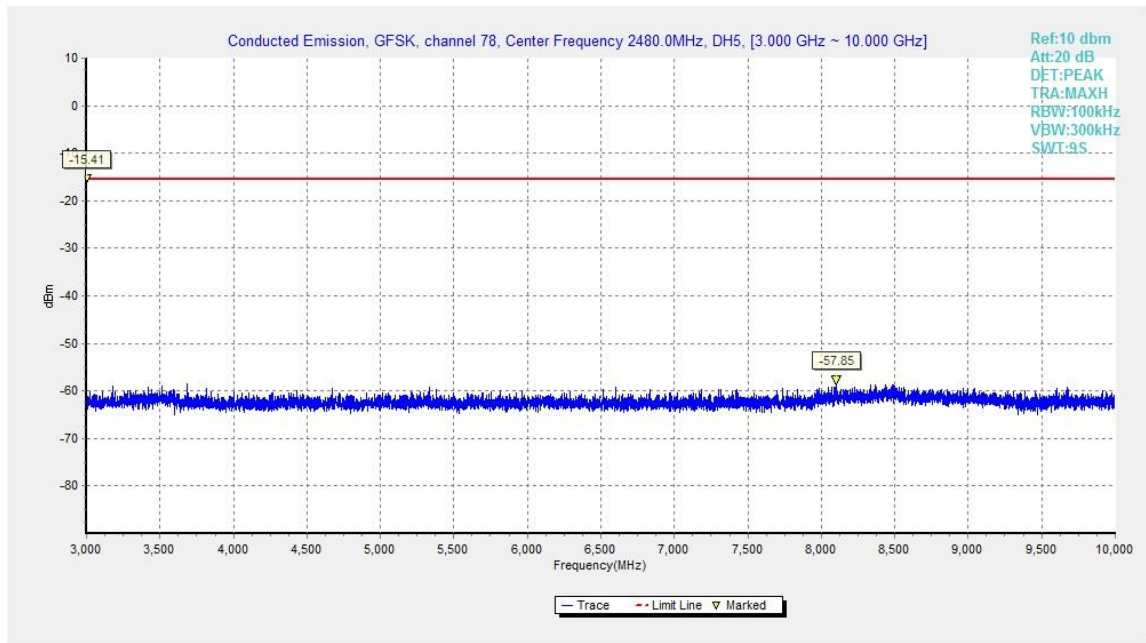


Fig.26. Conducted spurious emission: GFSK, Channel 78, 3GHz - 10GHz

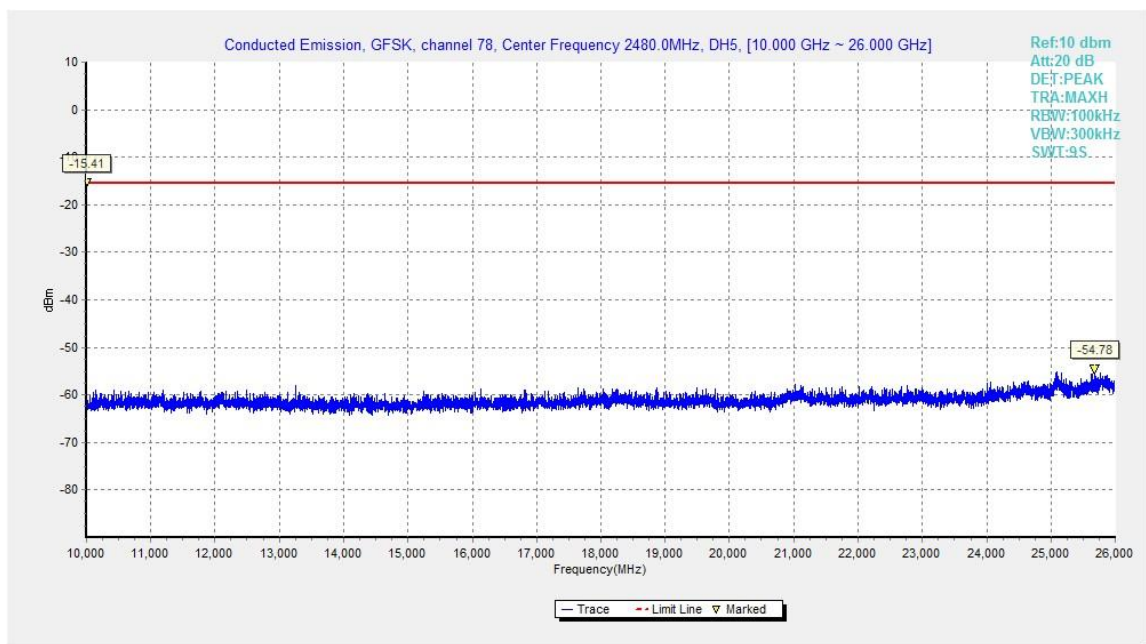


Fig.27. Conducted spurious emission: GFSK, Channel 78, 10GHz - 26GHz

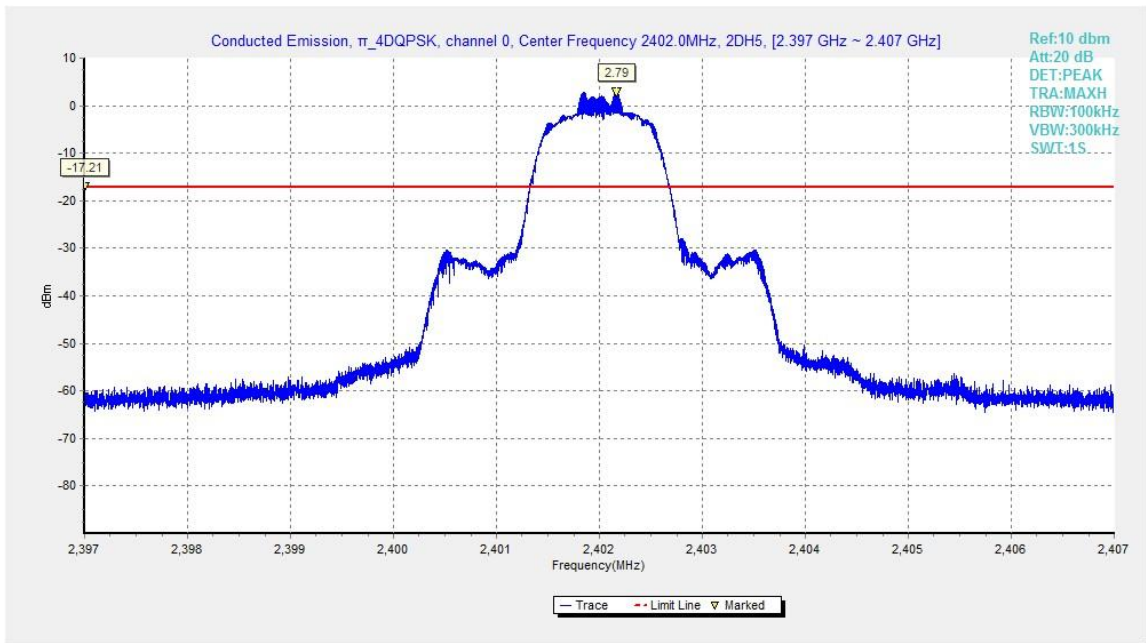


Fig.28. Conducted spurious emission:  $\pi/4$  DQPSK, Channel 0,2402MHz

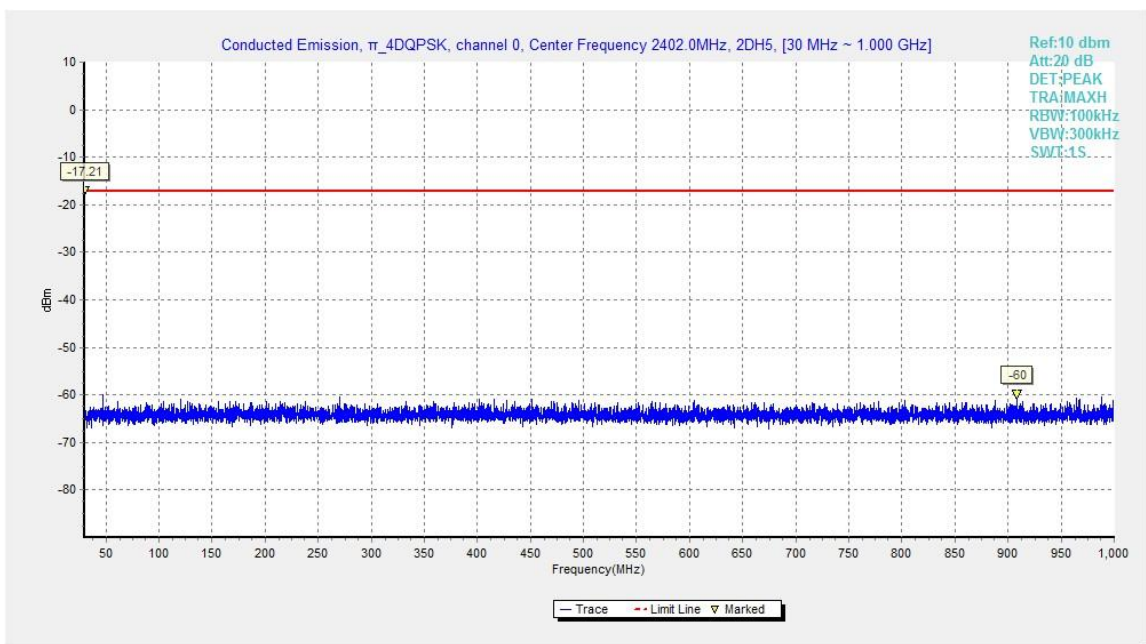


Fig.29. Conducted spurious emission:  $\pi/4$  DQPSK, Channel 0, 30MHz - 1GHz

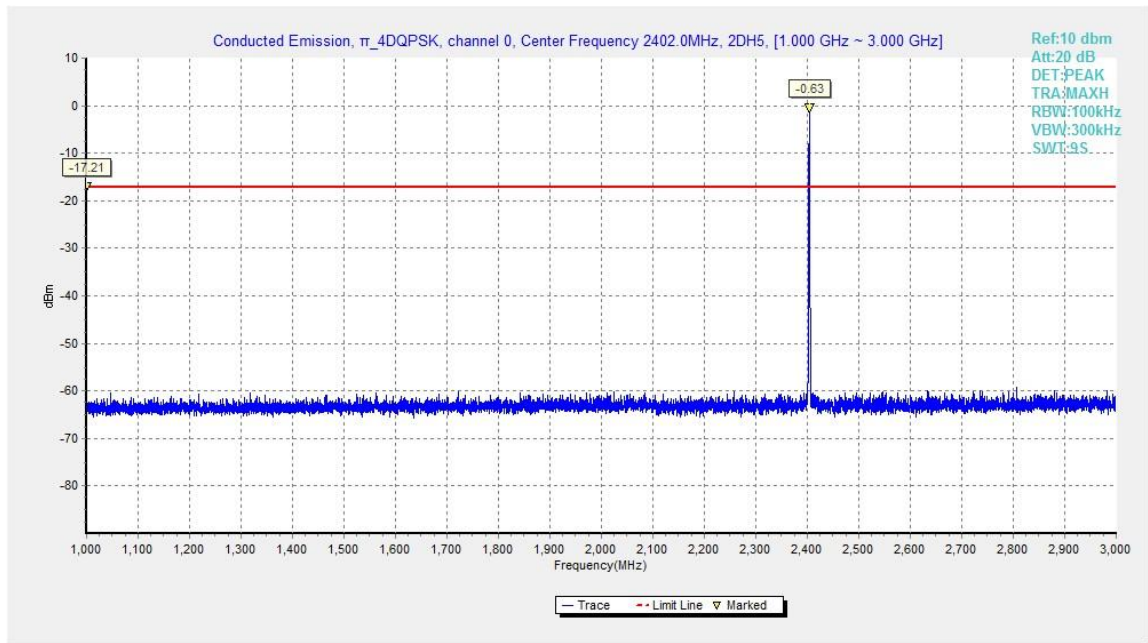


Fig.30. Conducted spurious emission:  $\pi/4$  DQPSK, Channel 0, 1GHz - 3GHz

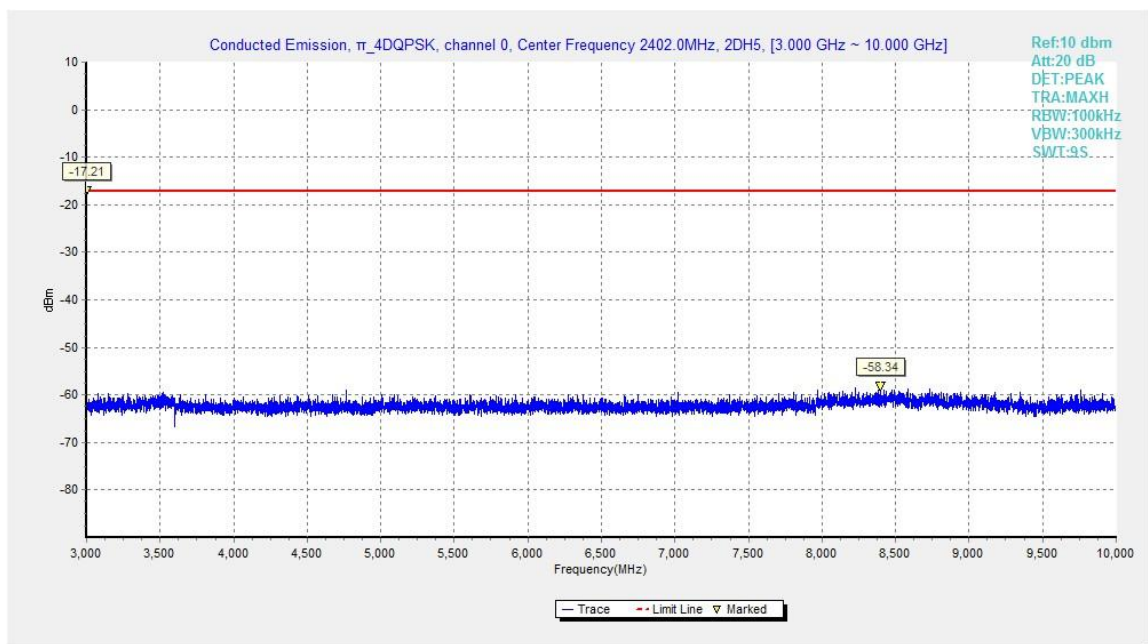


Fig.31. Conducted spurious emission:  $\pi/4$  DQPSK, Channel 0, 3GHz - 10GHz

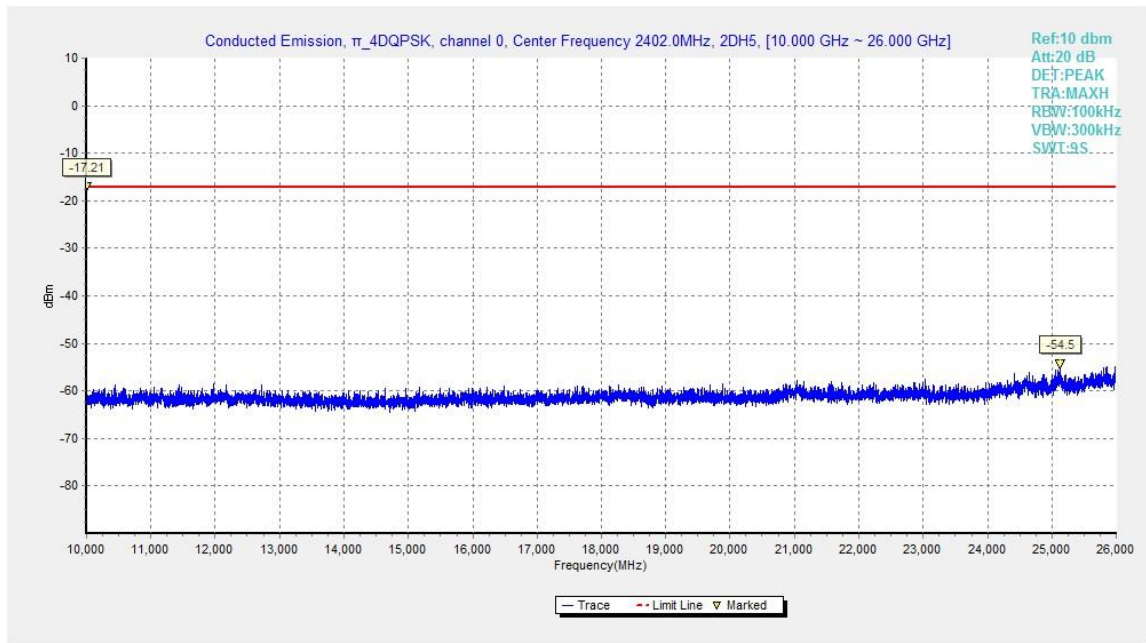


Fig.32. Conducted spurious emission:  $\pi/4$  DQPSK, Channel 0, 10GHz - 26GHz

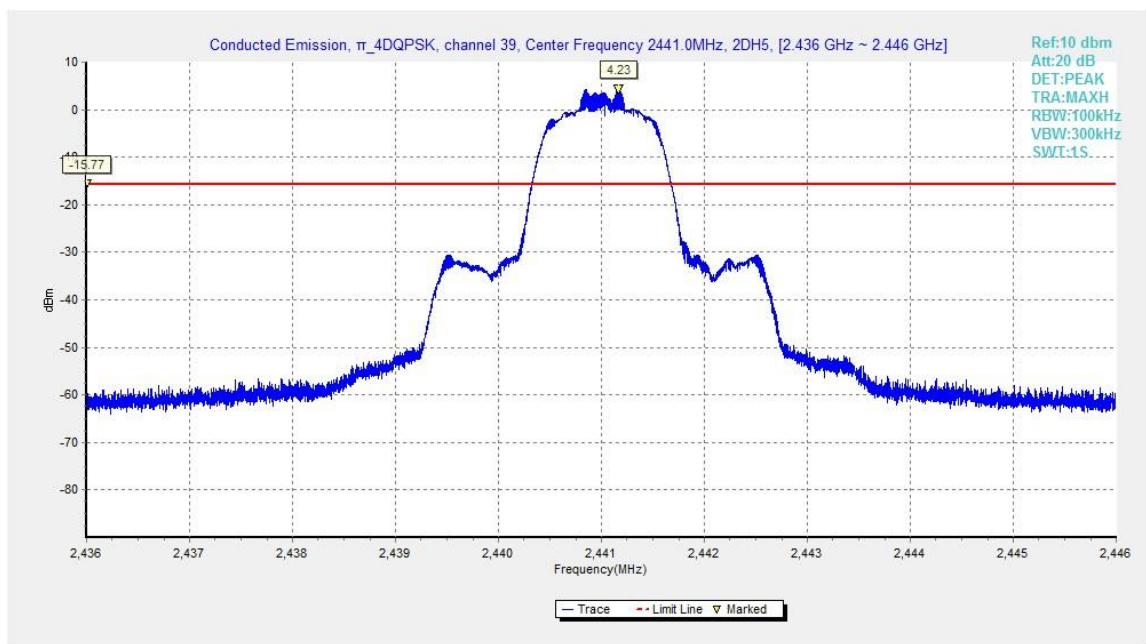


Fig.33. Conducted spurious emission:  $\pi/4$  DQPSK, Channel 39, 2441MHz



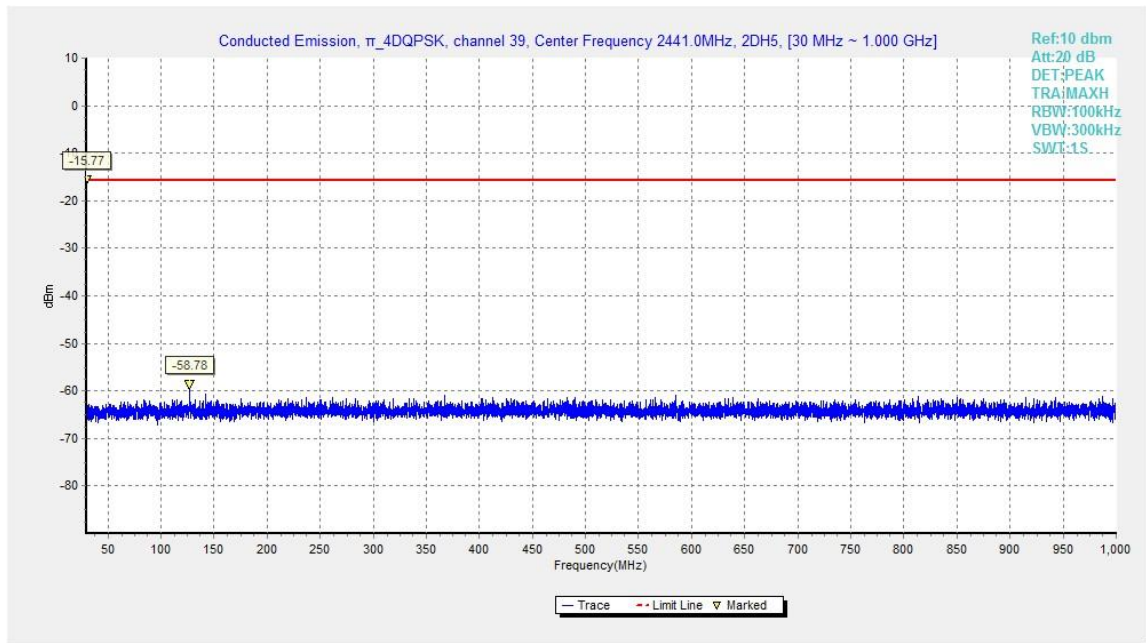


Fig.34. Conducted spurious emission:  $\pi/4$  DQPSK, Channel 39, 30MHz - 1GHz

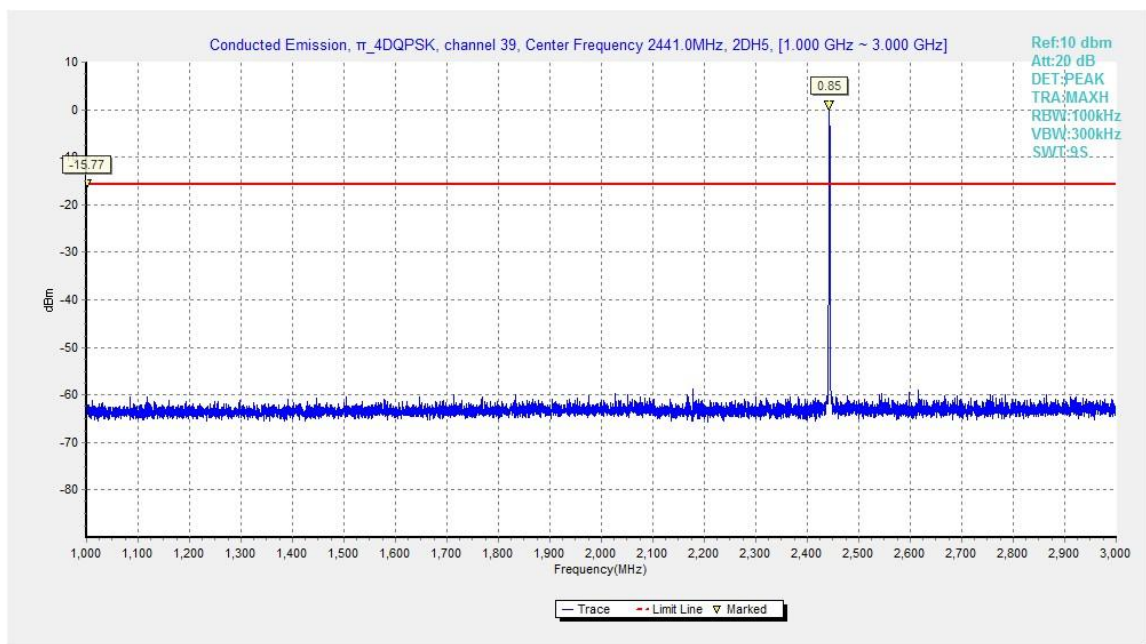


Fig.35. Conducted spurious emission:  $\pi/4$  DQPSK, Channel 39, 1GHz - 3GHz

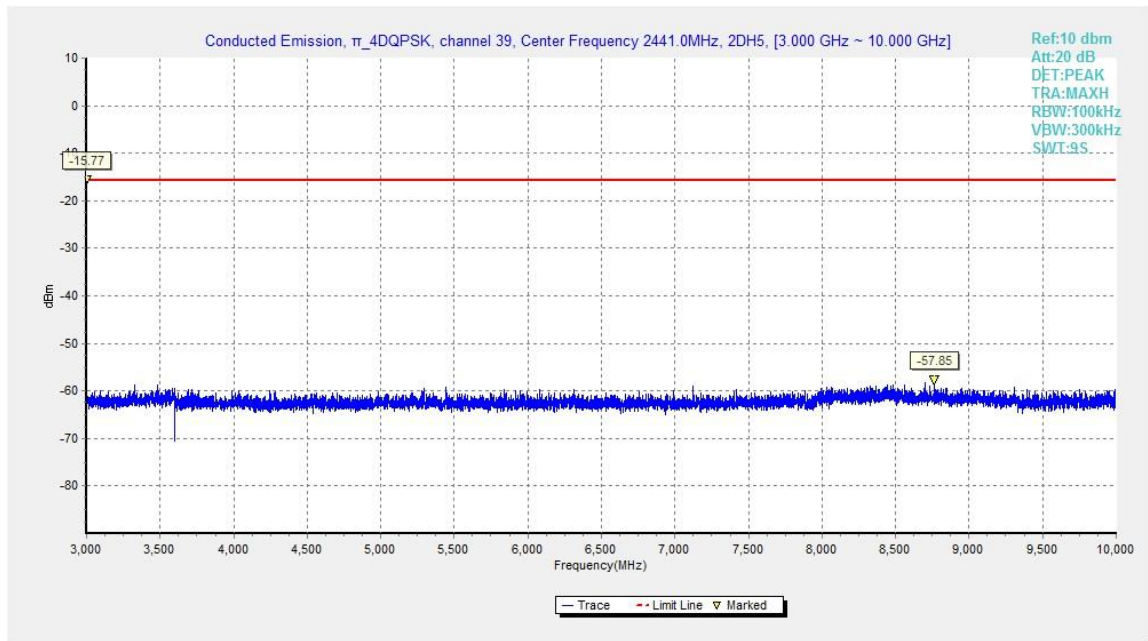


Fig.36. Conducted spurious emission:  $\pi/4$  DQPSK, Channel 39, 3GHz - 10GHz

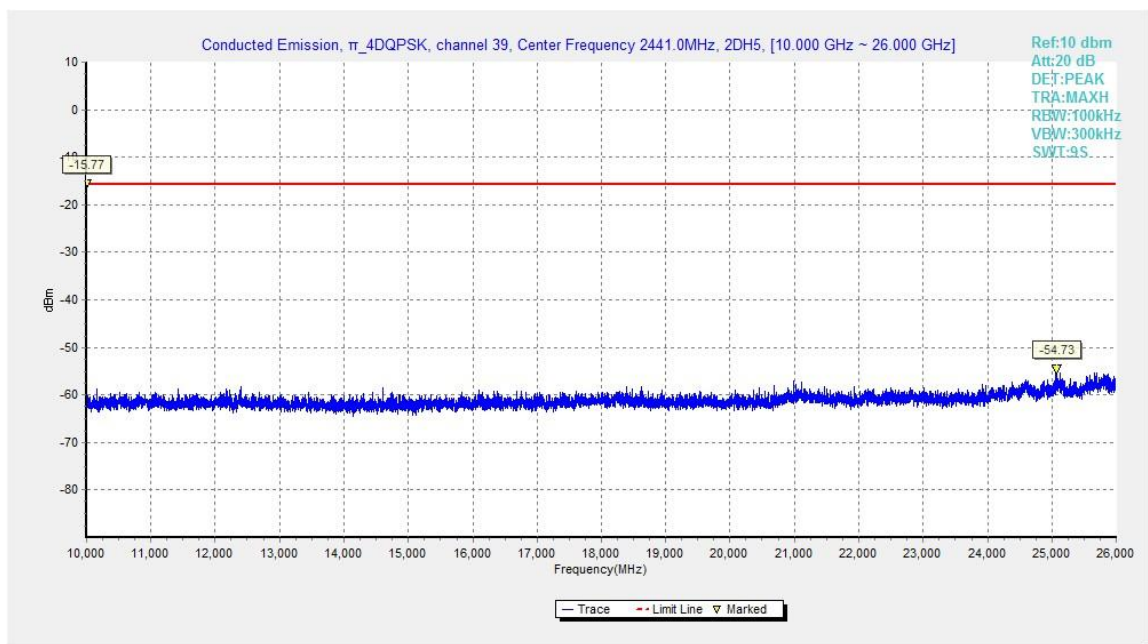


Fig.37. Conducted spurious emission:  $\pi/4$  DQPSK, Channel 39, 10GHz – 26GHz

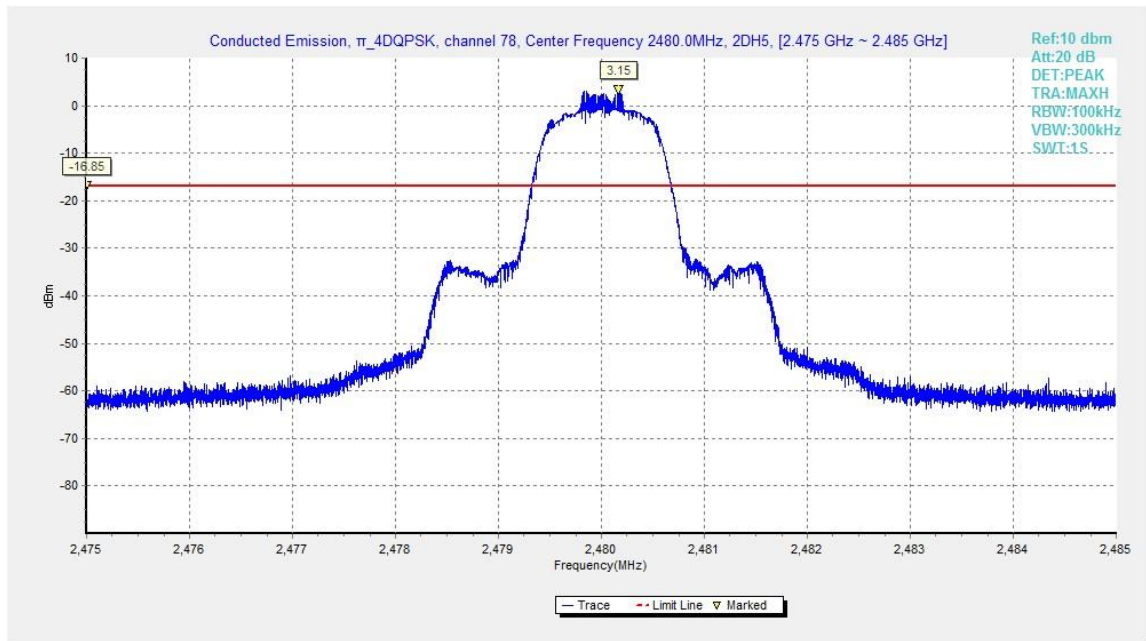


Fig.38. Conducted spurious emission:  $\pi/4$  DQPSK, Channel 78, 2480MHz

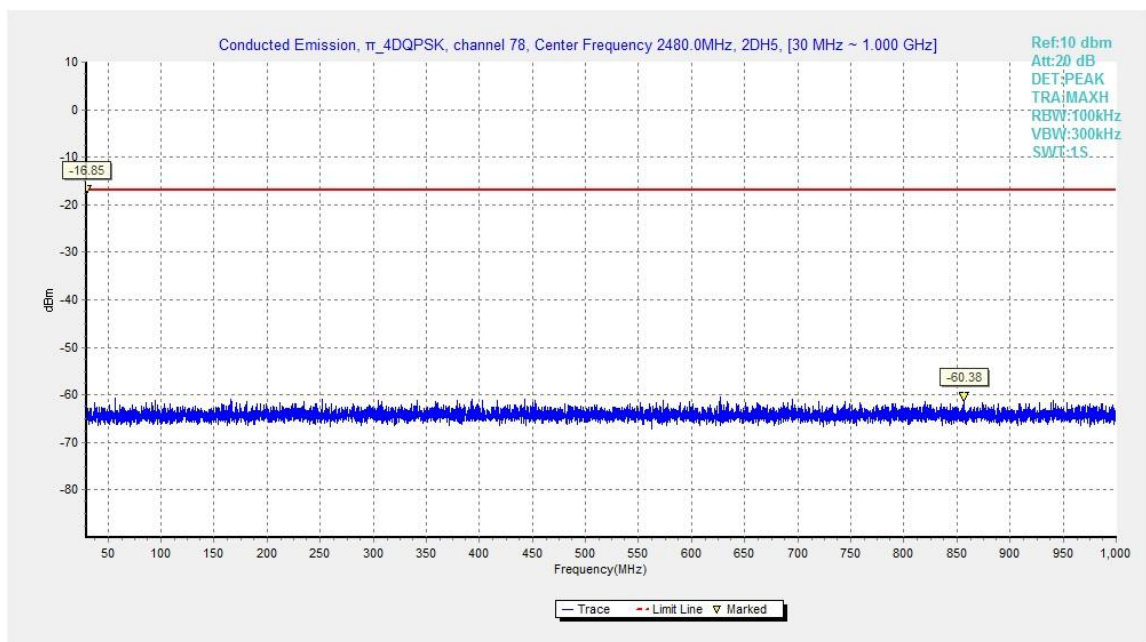


Fig.39. Conducted spurious emission:  $\pi/4$  DQPSK, Channel 78, 30MHz - 1GHz

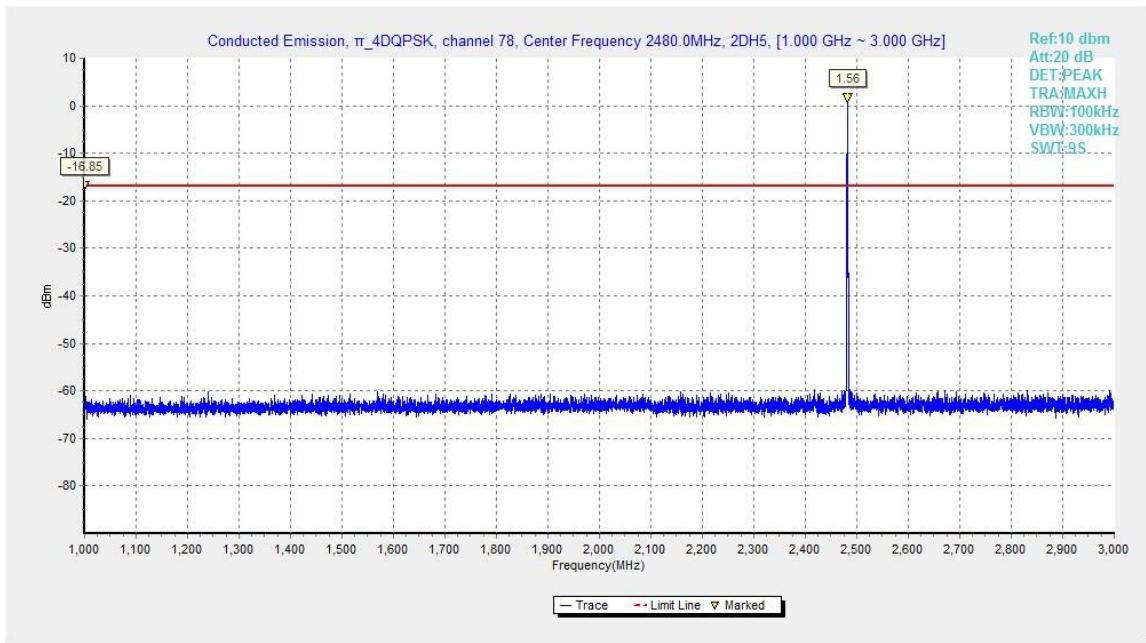


Fig.40. Conducted spurious emission:  $\pi/4$  DQPSK, Channel 78, 1GHz - 3GHz

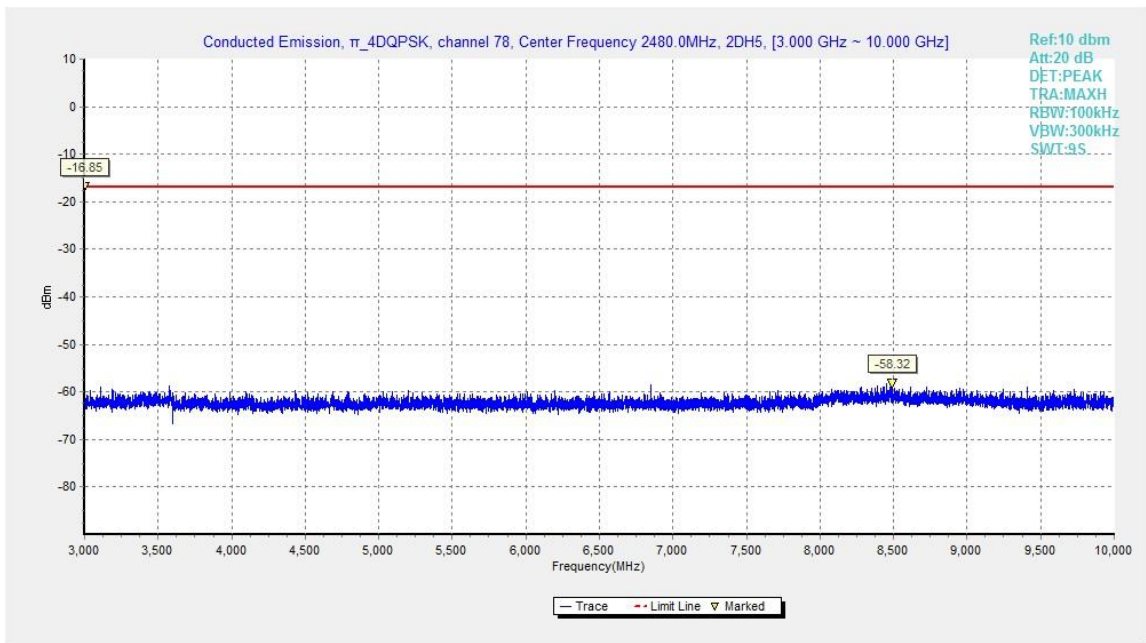


Fig.41. Conducted spurious emission:  $\pi/4$  DQPSK, Channel 78, 3GHz - 10GHz



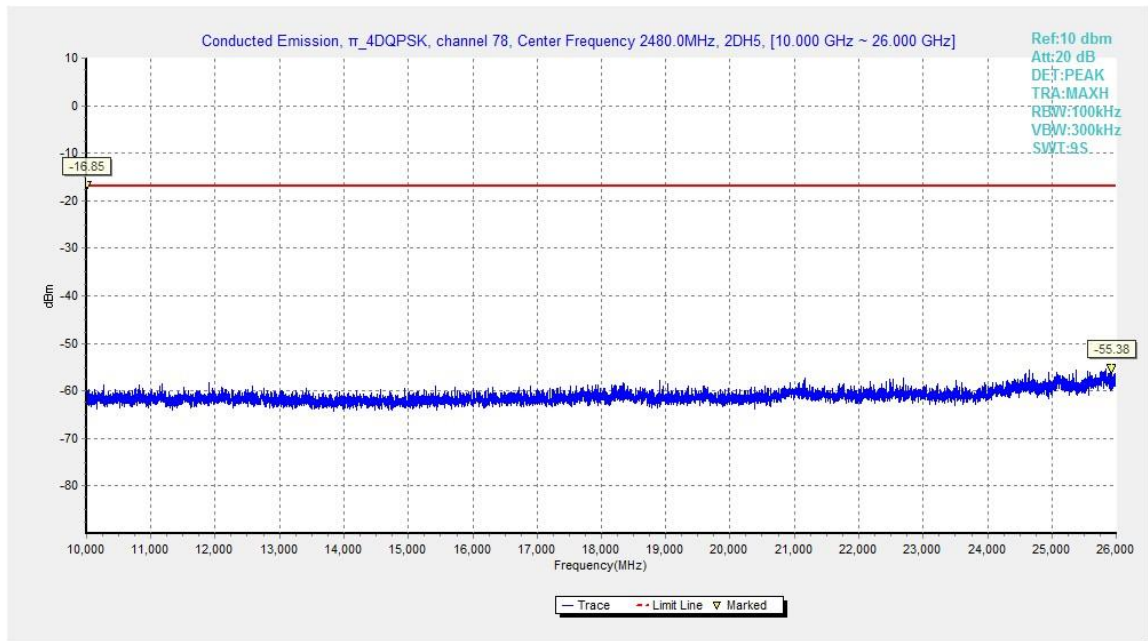


Fig.42. Fig.30 Conducted spurious emission:  $\pi/4$  DQPSK, Channel 78, 10GHz - 26GHz

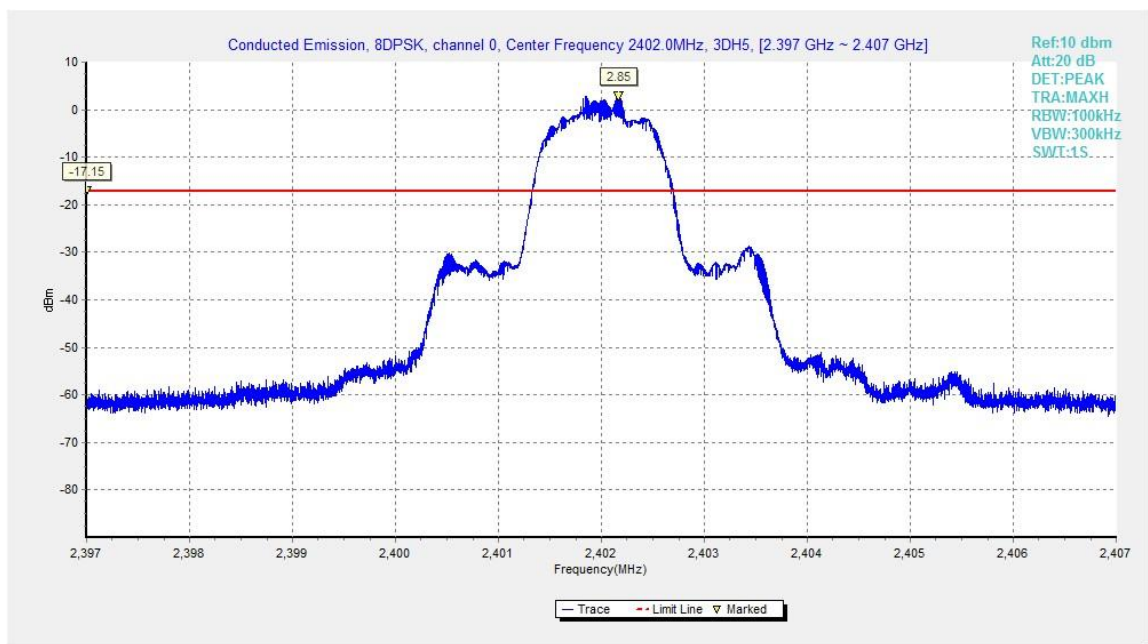


Fig.43. Conducted spurious emission: 8DPSK, Channel 0, 2,402MHz

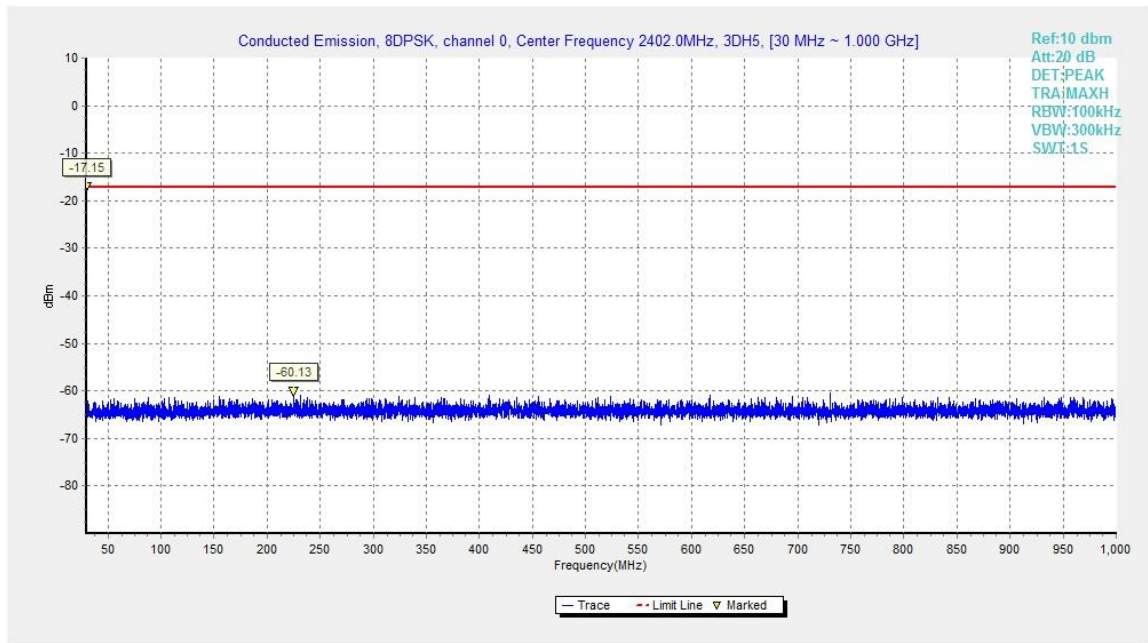


Fig.44. Conducted spurious emission: 8DPSK, Channel 0, 30MHz - 1GHz

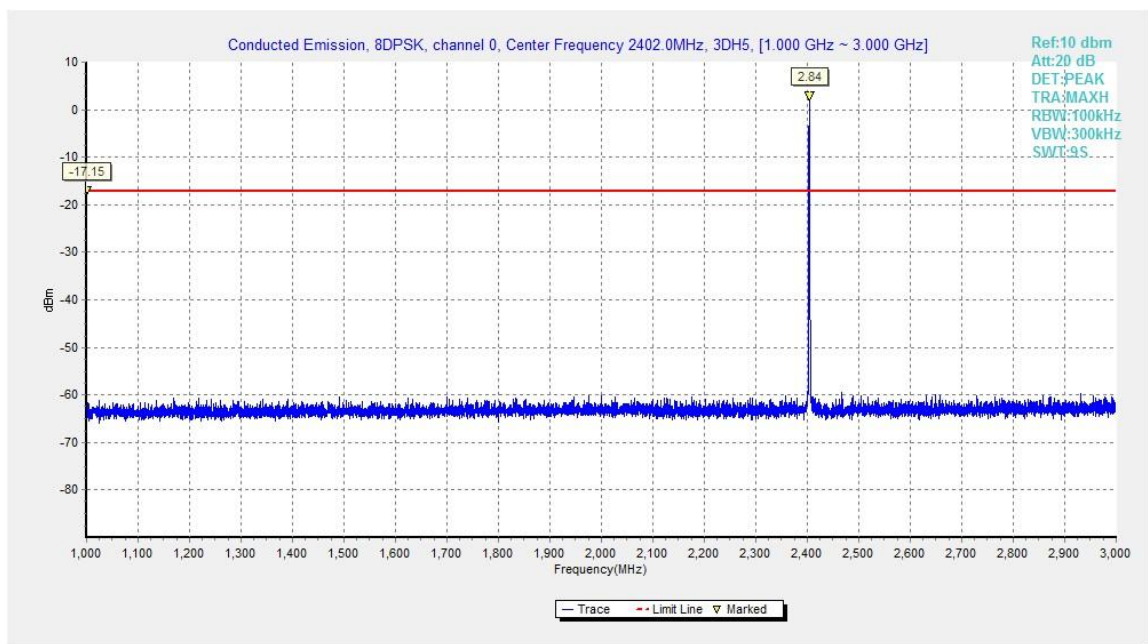


Fig.45. Conducted spurious emission: 8DPSK, Channel 0, 1GHz - 3GHz

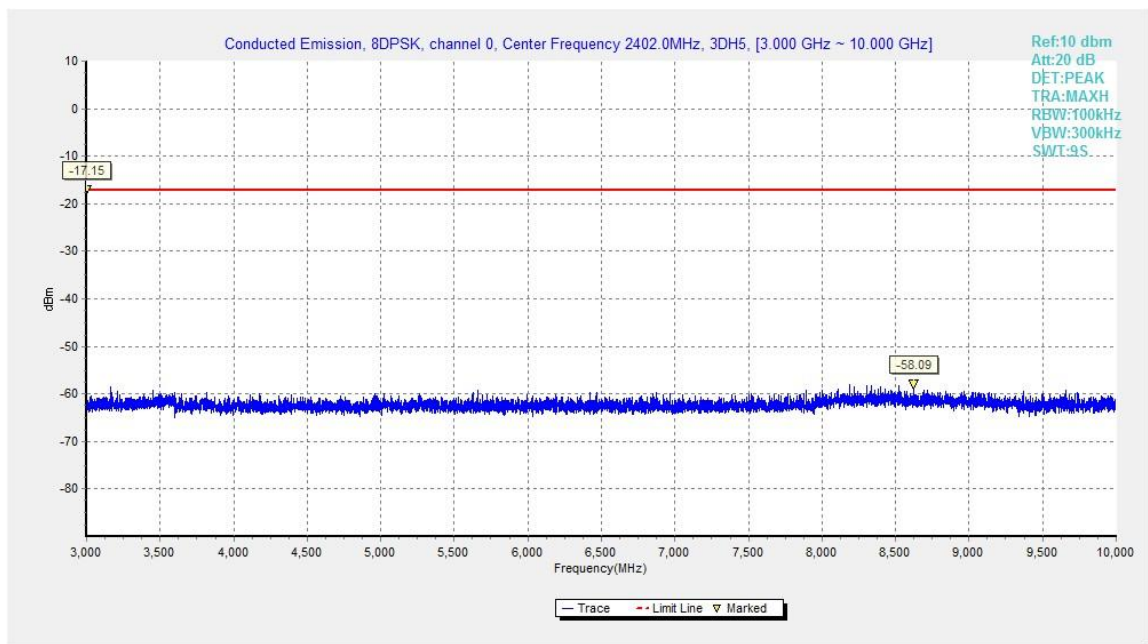


Fig.46. Conducted spurious emission: 8DPSK, Channel 0, 3GHz - 10GHz

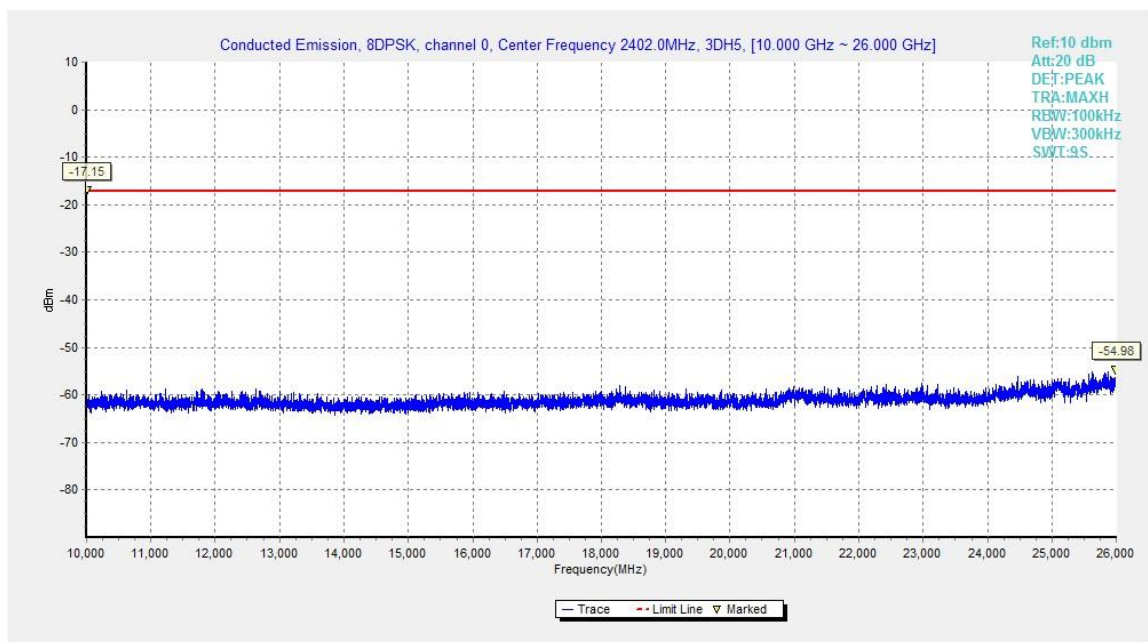


Fig.47. Conducted spurious emission: 8DPSK, Channel 0,10GHz - 26GHz

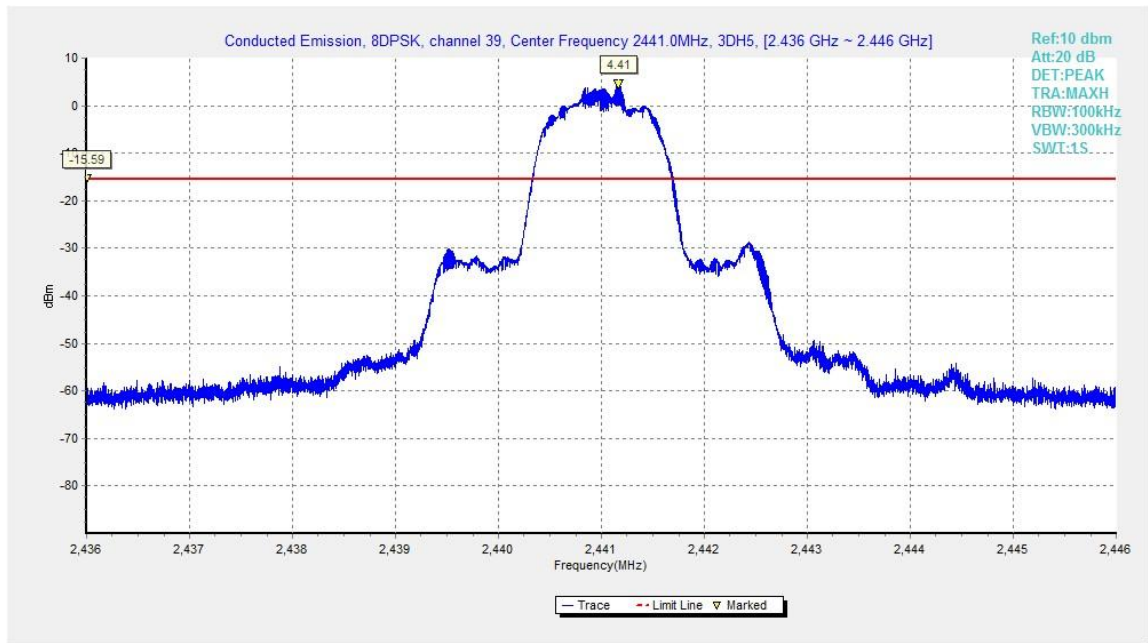


Fig.48. Conducted spurious emission: 8DPSK, Channel 39, 2441MHz

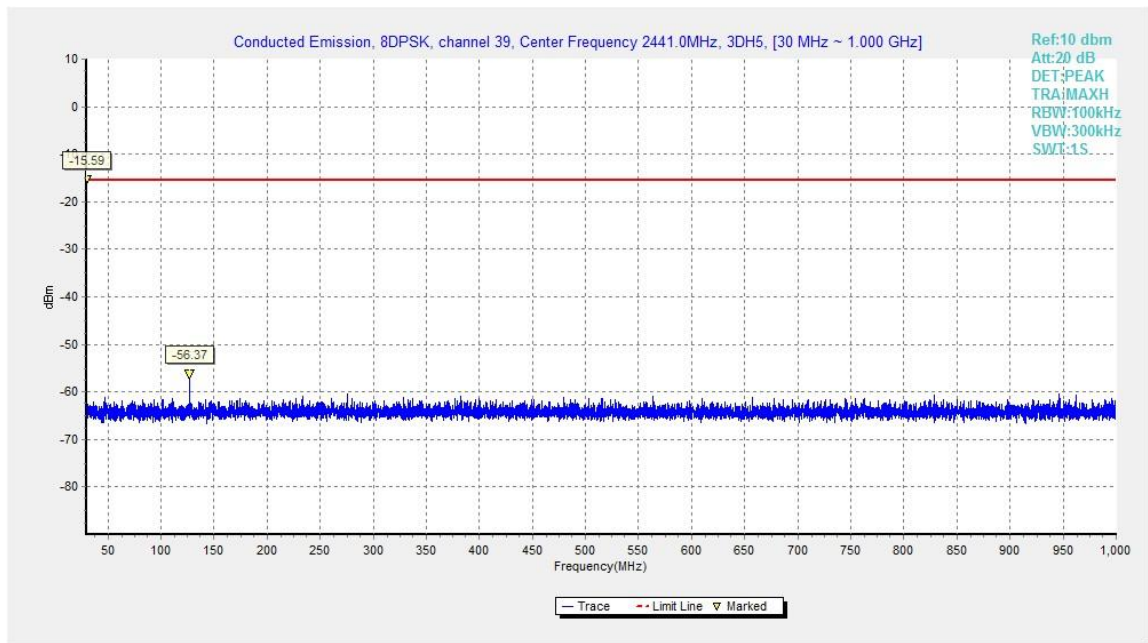


Fig.49. Conducted spurious emission: 8DPSK, Channel 39, 30MHz - 1GHz



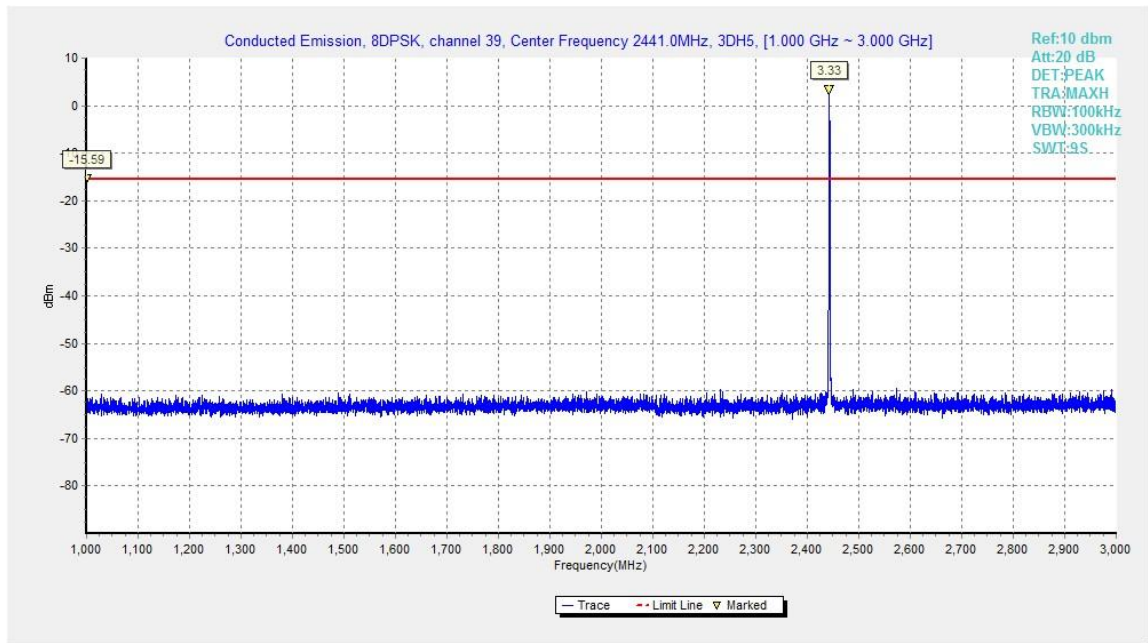


Fig.50. Conducted spurious emission: 8DPSK, Channel 39, 1GHz - 3GHz

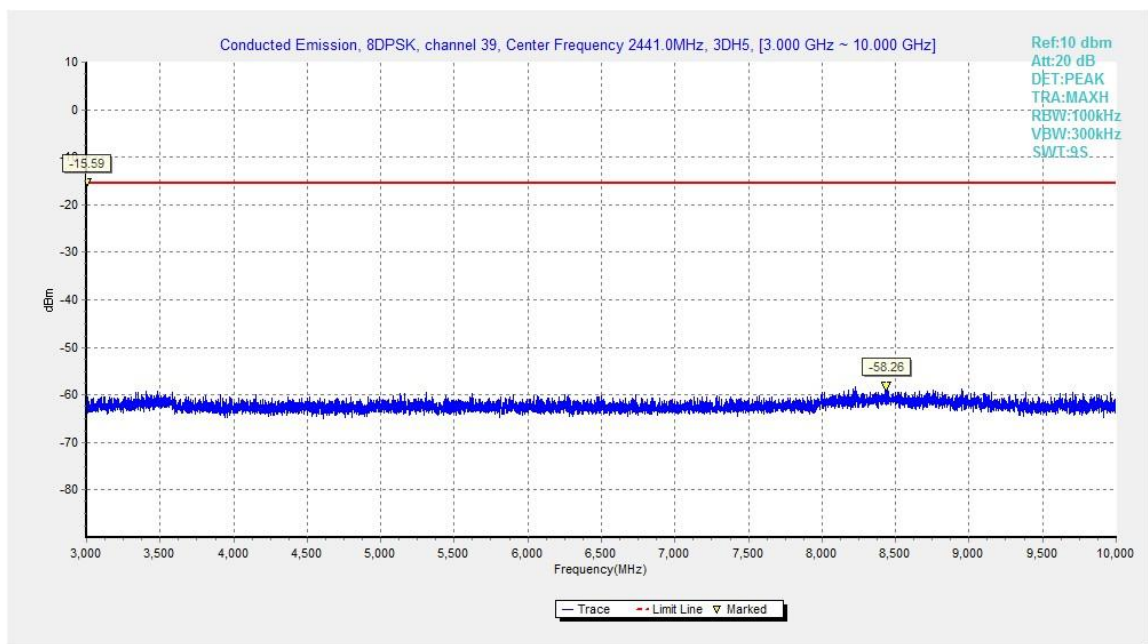


Fig.51. Conducted spurious emission: 8DPSK, Channel 39, 3GHz - 10GHz

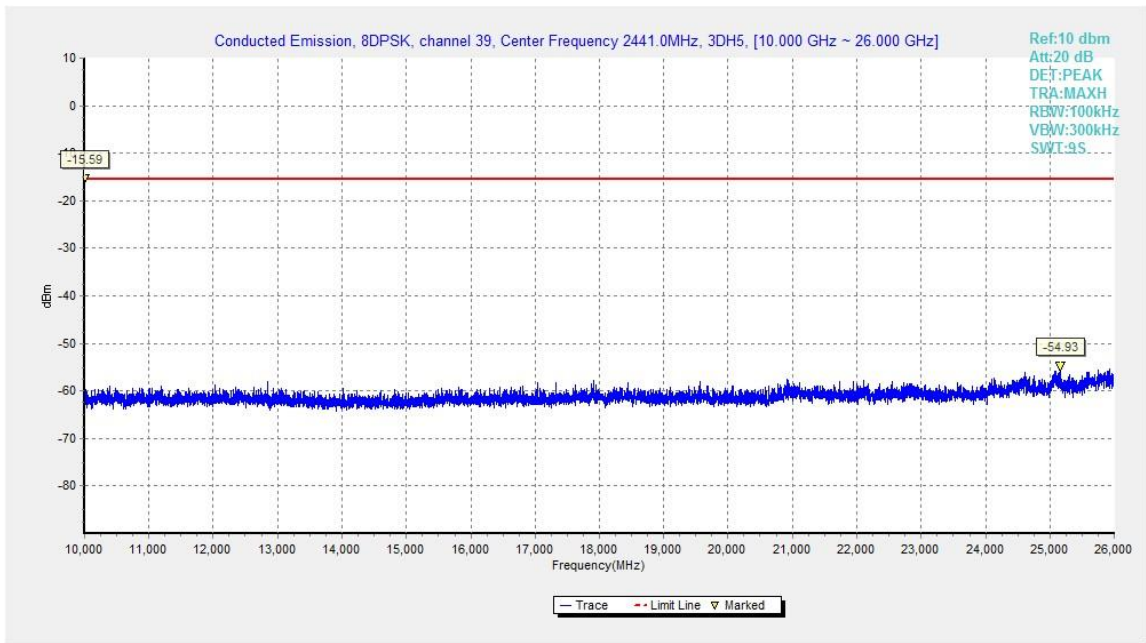


Fig.52. Conducted spurious emission: 8DPSK, Channel 39, 10GHz – 26GHz

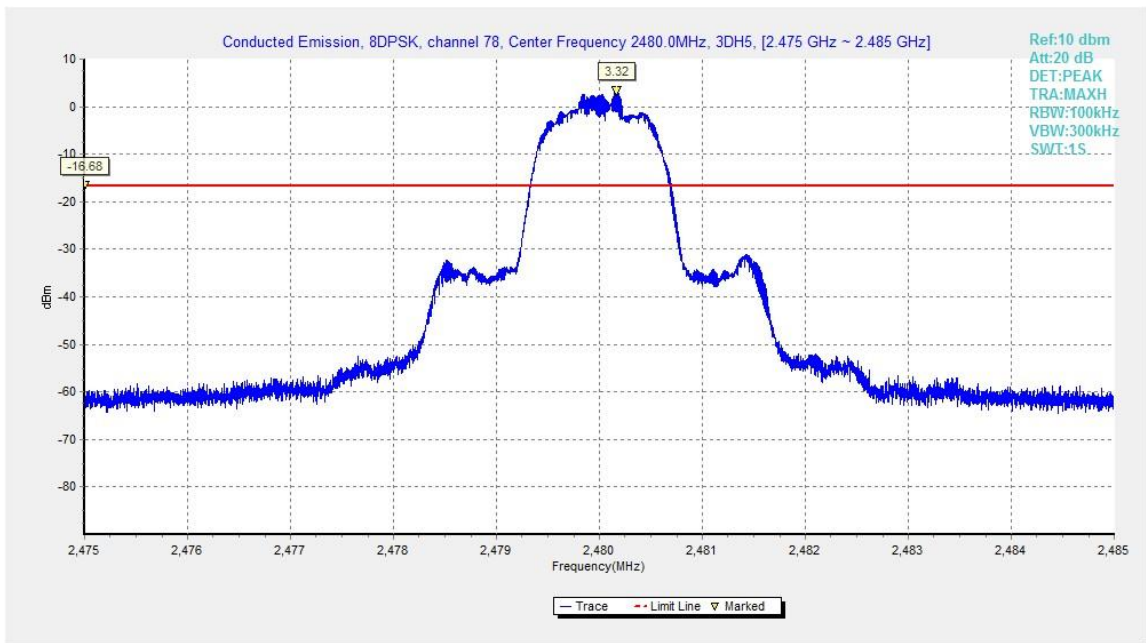


Fig.53. Conducted spurious emission: 8DPSK, Channel 78, 2480MHz

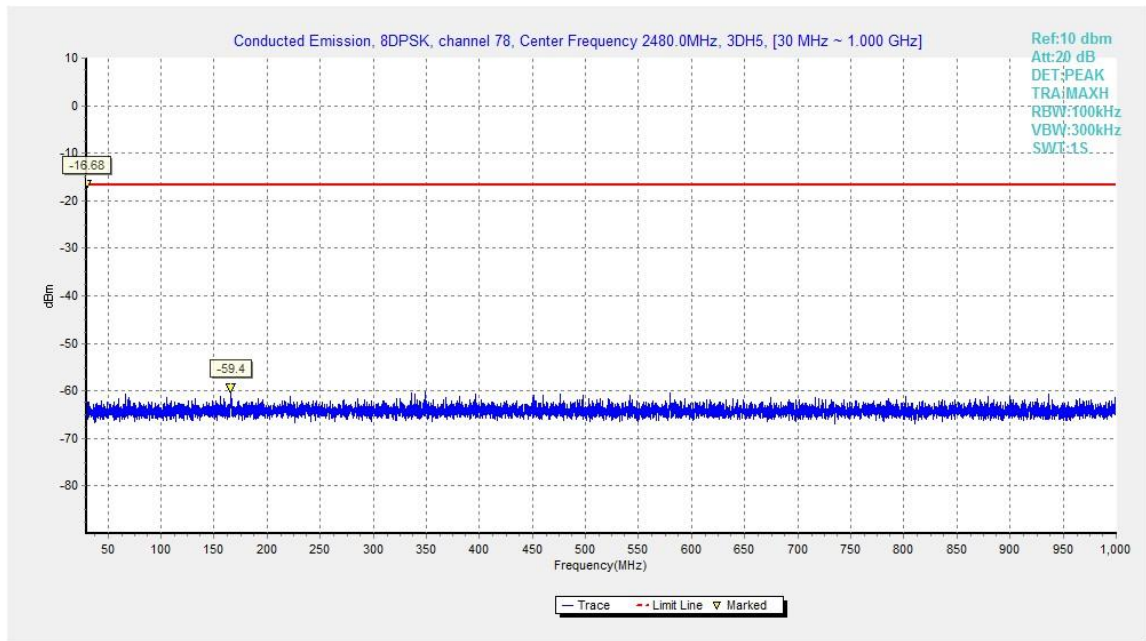


Fig.54. Conducted spurious emission: 8DPSK, Channel 78, 30MHz - 1GHz

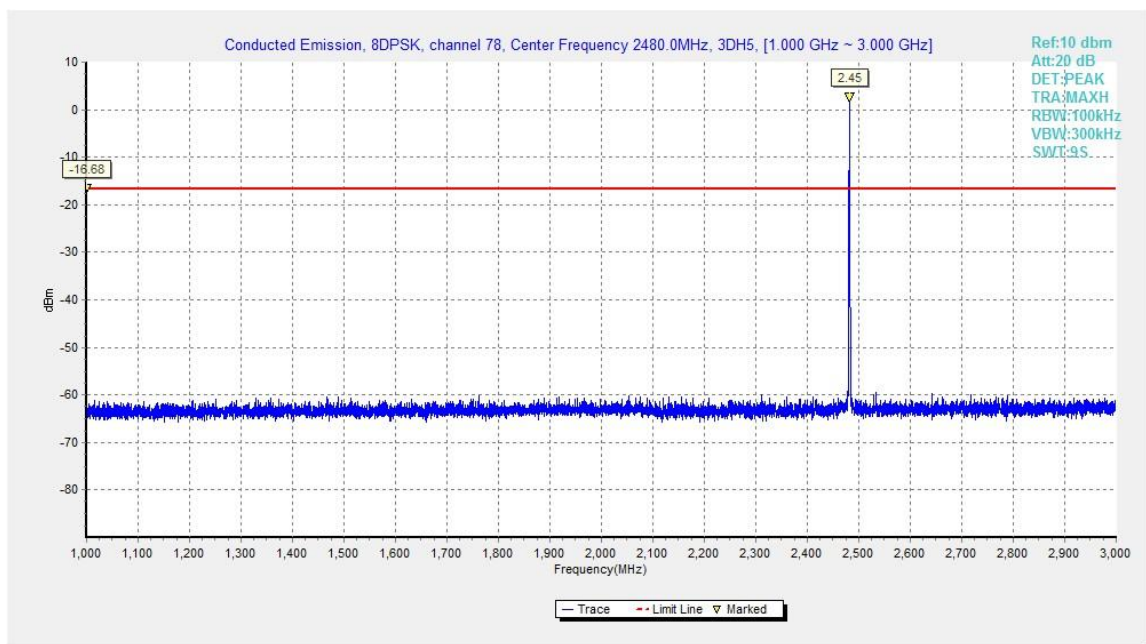


Fig.55. Conducted spurious emission: 8DPSK, Channel 78, 1GHz - 3GHz

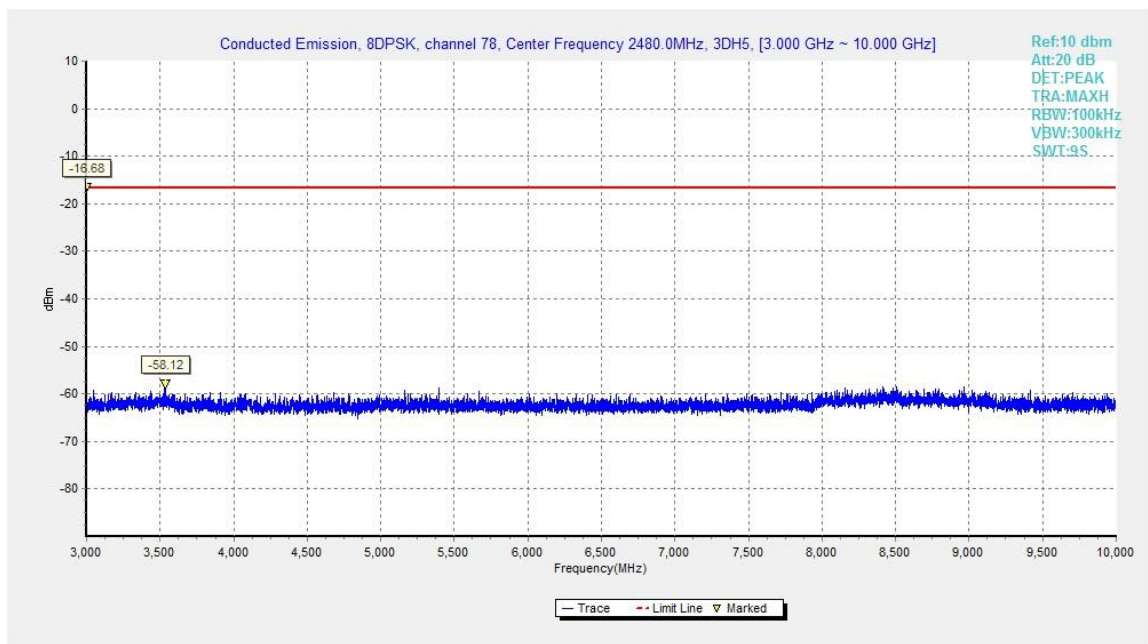


Fig.56. Conducted spurious emission: 8DPSK, Channel 78, 3GHz - 10GHz

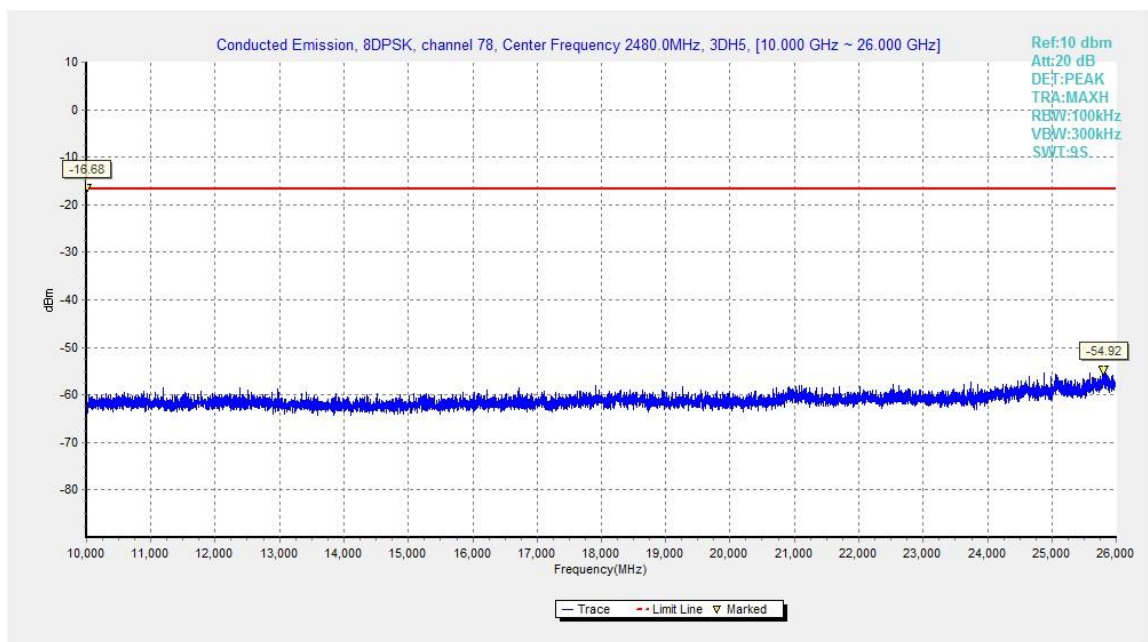


Fig.57. Conducted spurious emission: 8DPSK, Channel 78, 10GHz - 26GHz



### A.5. Transmitter Spurious Emission - Radiated

#### Measurement Limit:

Standard	Limit
FCC 47 CFR Part 15.247, 15.205, 15.209	20dB below peak output power

In addition, radiated emissions which fall in the restricted bands, as defined in § 15.205(a), must also comply with the radiated emission limits specified in § 15.209(a) (see § 15.205(c)).

The measurement is made according to ANSI C63.10

#### Limit in restricted band:

Frequency of emission (MHz)	Field strength(uV/m)	Field strength(dBuV/m)
30-88	100	40
88-216	150	43.5
216-960	200	46
Above 960	500	54

#### Test Condition

The EUT was placed on a non-conductive table. The measurement antenna was placed at a distance of 3 meters from the EUT. During the tests, the antenna height and the EUT azimuth were varied in order to identify the maximum level of emissions from the EUT. This maximization process was repeated with the EUT positioned in each of its three orthogonal orientations.

Frequency of emission (MHz)	RBW/VBW	Sweep Time(s)
30-1000	100KHz/300KHz	5
1000-4000	1MHz/1MHz	15
4000-18000	1MHz/1MHz	40
18000-26500	1MHz/1MHz	20

#### Measurement Results:

$$\text{Result} = P_{\text{Mea}} + \text{ARPL}$$

#### For GFSK

Channel	Frequency Range	Test Results	Conclusion
Power	2.38GHz~2.4GHz---L	Fig.58	P
Power	2.45GHz~2.5GHz---H	Fig.59	P

#### Forπ/4 DQPSK

Channel	Frequency Range	Test Results	Conclusion
Power	2.38GHz~2.4GHz---L	Fig.60	P
Power	2.45GHz~2.5GHz---H	Fig.61	P

#### For 8DPSK

Channel	Frequency Range	Test Results	Conclusion
Power	2.38GHz~2.4GHz---L	Fig.62	P
Power	2.45GHz~2.5GHz---H	Fig.63	P

**GFSK Ch 0 - Average**

Frequency(MHz)	Result(dBuv/m)	ARPL (dB)	PMea(dBuv/m)	Polarization
2489.945	41.3	-38.9	52.500	H
17913.000	44.1	-18.5	17.000	H
17906.000	43.9	-18.5	16.800	V
17909.500	43.9	-18.5	16.800	H
17912.000	43.9	-18.5	16.800	H
17905.000	43.9	-18.5	16.800	H

**GFSK Ch 39 - Average**

Frequency(MHz)	Result(dBuv/m)	ARPL (dB)	Pmea(dBuv/m)	Polarization
17916.000	44.1	-17.7	16.200	H
17915.000	43.9	-17.7	16.000	H
17913.000	43.9	-18.5	16.800	V
17905.000	43.8	-18.5	16.700	H
17907.500	43.8	-18.5	16.700	H
17906.500	43.8	-18.5	16.700	H

**GFSK Ch 78 - Average**

Frequency(MHz)	Result(dBuv/m)	ARPL (dB)	Pmea(dBuv/m)	Polarization
2484.005	41.6	-38.9	52.8	H
17910.000	43.9	-18.5	16.8	H
17918.000	43.8	-17.7	15.9	V
17923.000	43.8	-17.7	15.9	H
17931.000	43.8	-17.7	15.9	H
17908.500	43.8	-18.5	16.7	H

**$\pi/4$  DQPSK Ch 0 - Average**

Frequency(MHz)	Result(dBuv/m)	ARPL (dB)	Pmea(dBuv/m)	Polarization
2389.980	41.5	-38.8	52.6	H
17918.500	44.0	-17.7	16.1	H
17912.000	43.9	-18.5	16.8	V
17921.500	43.8	-17.7	15.9	H
17913.000	43.8	-18.5	16.7	H
17940.500	43.7	-17.7	15.8	H

**$\pi/4$  DQPSK Ch 39 - Average**

Frequency(MHz)	Result(dBuv/m)	ARPL (dB)	Pmea(dBuv/m)	Polarization
17902.500	44.0	-18.5	16.9	H
17916.000	44.0	-17.7	16.1	H
17907.000	43.9	-18.5	16.8	V
17909.500	43.8	-18.5	16.7	H
17924.000	43.8	-17.7	15.9	H
17933.000	43.7	-17.7	15.8	H

**$\pi/4$  DQPSK Ch 78 - Average**

Frequency(MHz)	Result(dBuv/m)	ARPL (dB)	Pmea(dBuv/m)	Polarization
2483.48	41.8	-38.9	53	H
17919	43.9	-17.7	16	H
17922	43.9	-17.7	16	V
17905.5	43.8	-18.5	16.7	H
17911.5	43.8	-18.5	16.7	H
17908.5	43.8	-18.5	16.7	H

**8DPSK Ch 0 - Average**

Frequency(MHz)	Result(dBuv/m)	ARPL (dB)	Pmea(dBuv/m)	Polarization
2389.095	41.6	-38.8	52.7	H
17926.000	44.0	-17.7	16.1	H
17919.000	43.9	-17.7	16.0	V
17923.000	43.9	-17.7	16.0	H
17912.000	43.8	-18.5	16.7	H
17911.500	43.8	-18.5	16.7	H

**8DPSK Ch 39 - Average**

Frequency(MHz)	Result(dBuv/m)	ARPL (dB)	Pmea(dBuv/m)	Polarization
17921.500	44.0	-17.7	16.1	H
17934.500	43.9	-17.7	16.0	H
17915.000	43.9	-17.7	16.0	V
17913.500	43.9	-18.5	16.8	H
17921.000	43.8	-17.7	15.9	H
17907.500	43.8	-18.5	16.7	H

**8DPSK Ch 78 - Average**

Frequency(MHz)	Result(dBuv/m)	ARPL (dB)	Pmea(dBuv/m)	Polarization
2483.905	41.7	-38.9	52.9	H
17904.000	44.1	-18.5	17.0	H
17910.500	43.9	-18.5	16.8	V
17906.500	43.8	-18.5	16.7	H
17914.000	43.8	-18.5	16.7	H
17902.000	43.8	-18.5	16.7	H

**GFSK Ch 0 – Peak**

Frequency(MHz)	Result(dBuv/m)	ARPL (dB)	PMea(dBuv/m)	Polarization
2388.495	54.4	-38.8	65.500	H
17905.000	56.0	-18.5	28.900	H
17994.500	55.5	-17.7	27.600	V
17850.500	55.5	-18.5	28.400	H
17839.000	55.3	-18.5	28.200	H
17926.500	55.2	-17.7	27.300	H

**GFSK Ch 39 - Peak**

Frequency(MHz)	Result(dBuv/m)	ARPL (dB)	Pmea(dBuv/m)	Polarization
17920.000	55.8	-17.7	27.900	H
17814.000	55.5	-18.5	28.400	H
17874.000	55.5	-18.5	28.400	V
17828.000	55.5	-18.5	28.400	H
17897.500	55.3	-18.5	28.200	H
17911.000	55.3	-18.5	28.200	H

**GFSK Ch 78 - Peak**

Frequency(MHz)	Result(dBuv/m)	ARPL (dB)	Pmea(dBuv/m)	Polarization
2484.590	54.2	-38.9	65.4	H
17921.500	55.9	-17.7	28.0	H
17957.500	55.7	-17.7	27.8	V
17905.000	55.2	-18.5	28.1	H
17921.000	55.1	-17.7	27.2	H
17911.000	55.1	-18.5	28.0	H

**$\pi/4$  DQPSK Ch 0 - Peak**

Frequency(MHz)	Result(dBuv/m)	ARPL (dB)	Pmea(dBuv/m)	Polarization
2388.580	53.9	-38.8	65.0	H
17916.500	55.5	-17.7	27.6	H
17927.000	55.3	-17.7	27.4	V
17996.500	55.1	-17.7	27.2	H
17884.000	55.1	-18.5	28.0	H
17924.500	55.1	-17.7	27.2	H

**$\pi/4$  DQPSK Ch 39 - Peak**

Frequency(MHz)	Result(dBuv/m)	ARPL (dB)	Pmea(dBuv/m)	Polarization
17899.500	55.9	-18.5	28.8	H
17932.500	55.6	-17.7	27.7	H
17937.500	55.1	-17.7	27.2	V
17907.500	55.0	-18.5	27.9	H
17885.500	55.0	-18.5	27.9	H
17903.000	55.0	-18.5	27.9	H

**$\pi/4$  DQPSK Ch 78 - Peak**

Frequency(MHz)	Result(dBuv/m)	ARPL (dB)	Pmea(dBuv/m)	Polarization
2483.980	53.6	-38.9	64.8	H
17853.000	55.6	-18.5	28.5	H
17895.500	55.2	-18.5	28.1	V
17917.500	54.8	-17.7	26.9	H
17957.000	54.8	-17.7	26.9	H
17915.000	54.7	-17.7	26.8	H





**8DPSK Ch 0 - Peak**

Frequency(MHz)	Result(dBuv/m)	ARPL (dB)	Pmea(dBuv/m)	Polarization
2388.435	53.8	-38.8	64.9	H
17953.000	55.5	-17.7	27.6	H
17984.000	55.4	-17.7	27.5	V
17907.500	55.3	-18.5	28.2	H
17891.500	55.2	-18.5	28.1	H
17885.000	55.0	-18.5	27.9	H

**8DPSK Ch 39 - Peak**

Frequency(MHz)	Result(dBuv/m)	ARPL (dB)	Pmea(dBuv/m)	Polarization
17943.000	56.0	-17.7	28.1	H
17933.000	55.1	-17.7	27.2	H
17919.500	55.0	-17.7	27.1	V
17831.500	54.8	-18.5	27.7	H
17931.500	54.7	-17.7	26.8	H
17953.000	54.7	-17.7	26.8	H

**8DPSK Ch 78 - Peak**

Frequency(MHz)	Result(dBuv/m)	ARPL (dB)	Pmea(dBuv/m)	Polarization
2488.335	54.8	-38.9	66.0	H
17897.500	56.0	-18.5	28.9	H
17969.000	55.1	-17.7	27.2	V
17907.500	55.0	-18.5	27.9	H
17935.000	54.8	-17.7	26.9	H
17911.500	54.8	-18.5	27.7	H

**Conclusion: PASS**

**Test graphs as below:**

RE-BT-Power\_2.38G-2.43GHz

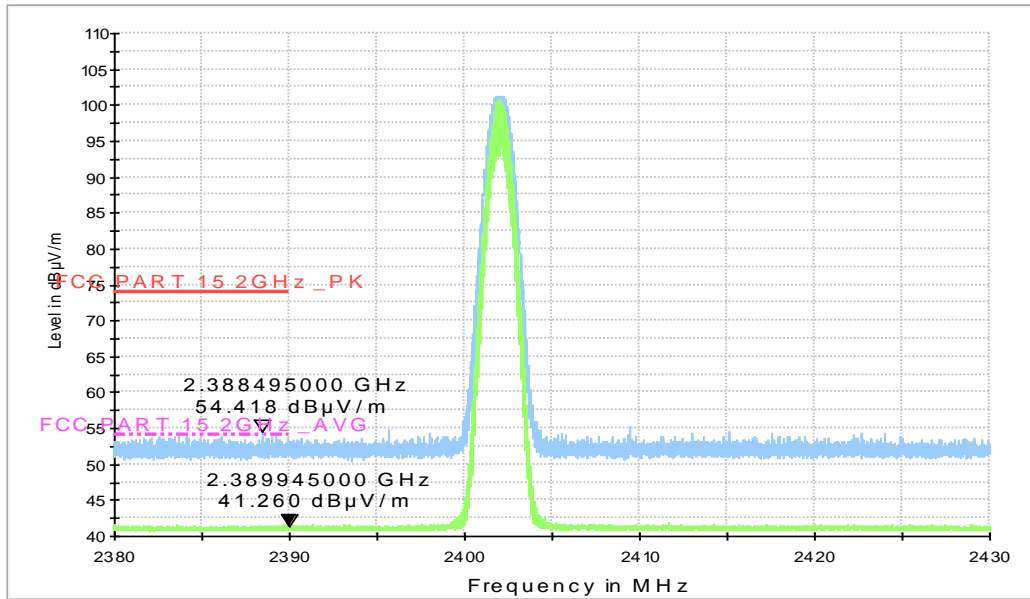


Fig.58. Radiated emission (Power): GFSK, low channel

RE-BT-Power\_2.45G-2.5GHz

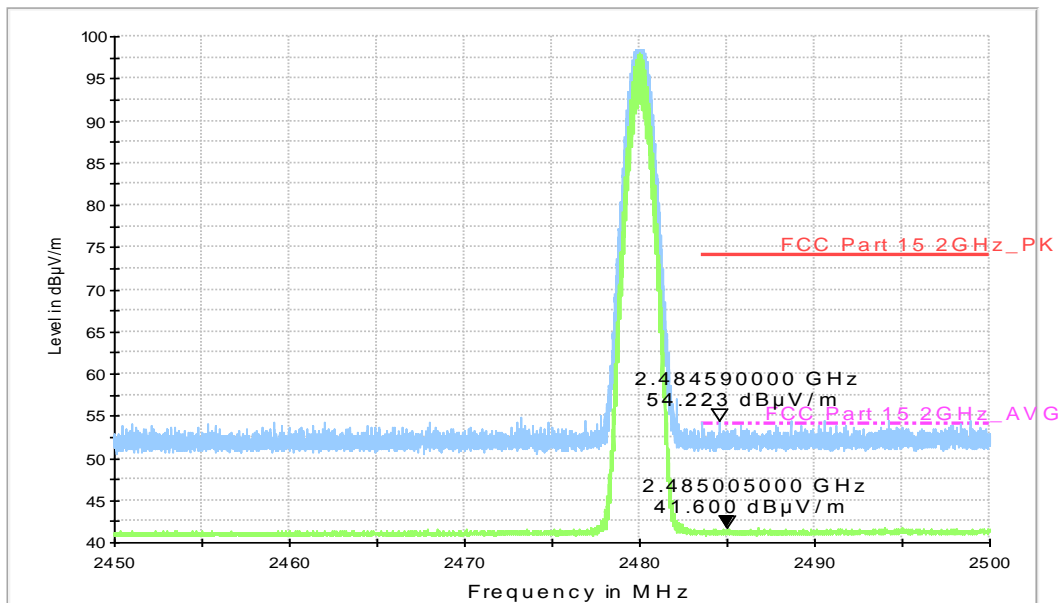


Fig.59. Radiated emission (Power) GFSK, high channel

RE-BT-Power\_2.38G-2.43GHz

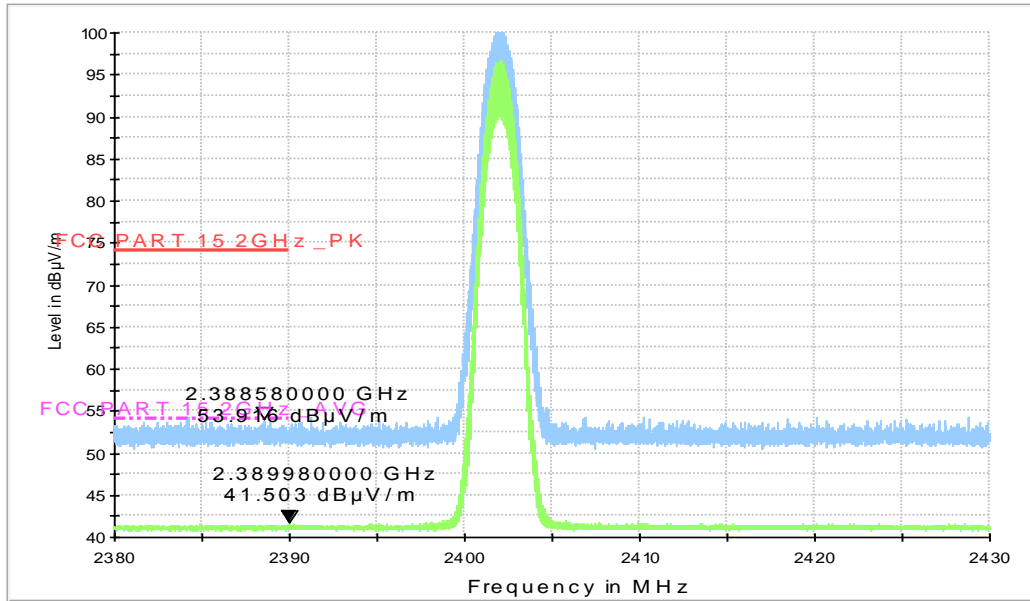


Fig.60. Radiated emission (Power):  $\pi/4$  DQPSK, low channel

RE-BT-Power\_2.45G-2.5GHz

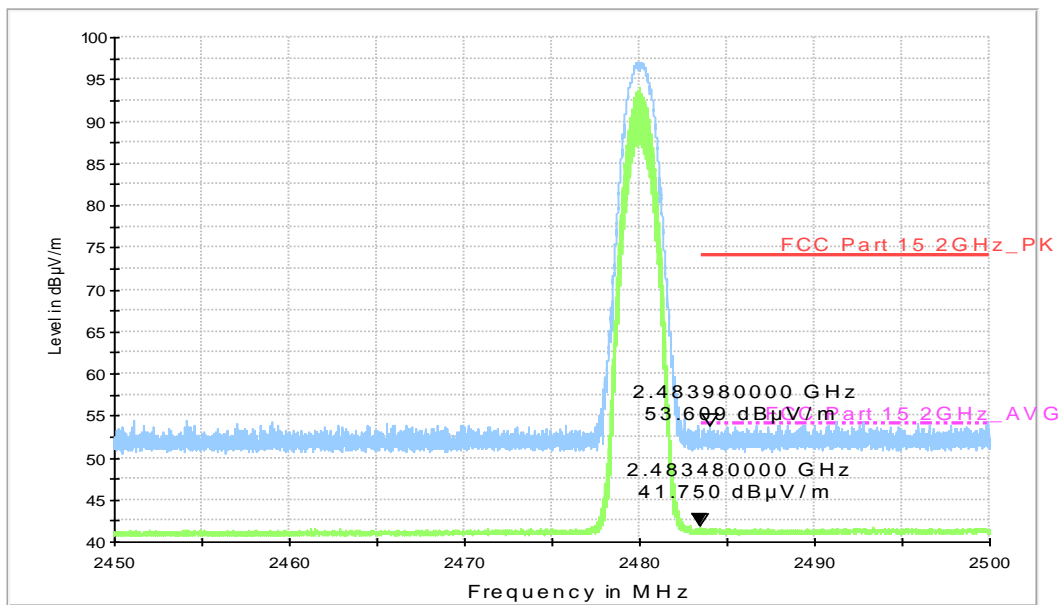


Fig.61. Radiated emission (Power):  $\pi/4$  DQPSK, high channel