



	20																																																		
Mode	Band Edge - R																																																		
	2400-2483.5_802.11ax HE40_CH09_Full RU_2452MHz																																																		
ANT	ANT.4B + ANT.5B																																																		
Pol.	Vertical	Fundamental																																																	
Peak	<table border="1" data-bbox="268 1115 774 1238"> <thead> <tr> <th>Limit</th> <th>Read</th> <th>Ant</th> <th>Cable</th> <th>Preamp</th> <th>Aux</th> <th>APos</th> <th>TPos</th> <th>Remark</th> </tr> <tr> <th>Freq</th> <th>Level</th> <th>Line</th> <th>Margin</th> <th>Level</th> <th>Factor</th> <th>Loss</th> <th>Factor</th> <th>Factor</th> </tr> <tr> <th>MHz</th> <th>dBuV/m</th> <th>dBuV/m</th> <th>dB</th> <th>dBuV</th> <th>dB/m</th> <th>dB</th> <th>dB</th> <th>dB</th> </tr> <tr> <th></th> <th></th> <th></th> <th></th> <th></th> <th></th> <th></th> <th>cm</th> <th>deg</th> </tr> </thead> <tbody> <tr> <td>1</td> <td>2487.28</td> <td>63.45</td> <td>74.00</td> <td>-10.55</td> <td>48.66</td> <td>32.13</td> <td>7.30</td> <td>30.64</td> <td>6.00</td> <td>373</td> <td>0</td> <td>PEAK</td> </tr> </tbody> </table>	Limit	Read	Ant	Cable	Preamp	Aux	APos	TPos	Remark	Freq	Level	Line	Margin	Level	Factor	Loss	Factor	Factor	MHz	dBuV/m	dBuV/m	dB	dBuV	dB/m	dB	dB	dB								cm	deg	1	2487.28	63.45	74.00	-10.55	48.66	32.13	7.30	30.64	6.00	373	0	PEAK	Blank
Limit	Read	Ant	Cable	Preamp	Aux	APos	TPos	Remark																																											
Freq	Level	Line	Margin	Level	Factor	Loss	Factor	Factor																																											
MHz	dBuV/m	dBuV/m	dB	dBuV	dB/m	dB	dB	dB																																											
							cm	deg																																											
1	2487.28	63.45	74.00	-10.55	48.66	32.13	7.30	30.64	6.00	373	0	PEAK																																							
Avg	<table border="1" data-bbox="268 1798 774 1921"> <thead> <tr> <th>Limit</th> <th>Read</th> <th>Ant</th> <th>Cable</th> <th>Preamp</th> <th>Aux</th> <th>APos</th> <th>TPos</th> <th>Remark</th> </tr> <tr> <th>Freq</th> <th>Level</th> <th>Line</th> <th>Margin</th> <th>Level</th> <th>Factor</th> <th>Loss</th> <th>Factor</th> <th>Factor</th> </tr> <tr> <th>MHz</th> <th>dBuV/m</th> <th>dBuV/m</th> <th>dB</th> <th>dBuV</th> <th>dB/m</th> <th>dB</th> <th>dB</th> <th>dB</th> </tr> <tr> <th></th> <th></th> <th></th> <th></th> <th></th> <th></th> <th></th> <th>cm</th> <th>deg</th> </tr> </thead> <tbody> <tr> <td>1</td> <td>2484.88</td> <td>50.84</td> <td>54.00</td> <td>-3.16</td> <td>36.06</td> <td>32.13</td> <td>7.29</td> <td>30.64</td> <td>6.00</td> <td>373</td> <td>0</td> <td>AVERAGE</td> </tr> </tbody> </table>	Limit	Read	Ant	Cable	Preamp	Aux	APos	TPos	Remark	Freq	Level	Line	Margin	Level	Factor	Loss	Factor	Factor	MHz	dBuV/m	dBuV/m	dB	dBuV	dB/m	dB	dB	dB								cm	deg	1	2484.88	50.84	54.00	-3.16	36.06	32.13	7.29	30.64	6.00	373	0	AVERAGE	Blank
Limit	Read	Ant	Cable	Preamp	Aux	APos	TPos	Remark																																											
Freq	Level	Line	Margin	Level	Factor	Loss	Factor	Factor																																											
MHz	dBuV/m	dBuV/m	dB	dBuV	dB/m	dB	dB	dB																																											
							cm	deg																																											
1	2484.88	50.84	54.00	-3.16	36.06	32.13	7.29	30.64	6.00	373	0	AVERAGE																																							



	20																																																																																																																			
Mode	Harmonic																																																																																																																			
	2400-2483.5_802.11ax HE40_CH09_Full RU_2452MHz																																																																																																																			
ANT	ANT.4B + ANT.5B																																																																																																																			
Pol.	Horizontal	Vertical																																																																																																																		
Peak Avg	<table border="1"> <thead> <tr> <th></th> <th>Limit</th> <th>Read</th> <th>Ant</th> <th>Cable</th> <th>Preamp</th> <th>Aux</th> <th>APos</th> <th>TPos</th> <th></th> </tr> <tr> <th></th> <th>Freq</th> <th>Level</th> <th>Line Margin</th> <th>Level Factor</th> <th>Loss Factor</th> <th>Factor</th> <th></th> <th></th> <th>Remark</th> </tr> <tr> <th></th> <th>MHz</th> <th>dBuV/m</th> <th>dBuV/m</th> <th>dB</th> <th>dBuV</th> <th>dB/m</th> <th>dB</th> <th>dB</th> <th>cm</th> <th>deg</th> </tr> </thead> <tbody> <tr> <td>1</td> <td>4904.00</td> <td>41.15</td> <td>74.00</td> <td>-32.85</td> <td>62.07</td> <td>34.10</td> <td>10.42</td> <td>65.44</td> <td>0.00</td> <td>300</td> <td>360</td> <td>PEAK</td> </tr> <tr> <td>2</td> <td>7356.00</td> <td>43.16</td> <td>74.00</td> <td>-30.84</td> <td>59.80</td> <td>35.80</td> <td>12.83</td> <td>65.27</td> <td>0.00</td> <td>300</td> <td>360</td> <td>PEAK</td> </tr> </tbody> </table>		Limit	Read	Ant	Cable	Preamp	Aux	APos	TPos			Freq	Level	Line Margin	Level Factor	Loss Factor	Factor			Remark		MHz	dBuV/m	dBuV/m	dB	dBuV	dB/m	dB	dB	cm	deg	1	4904.00	41.15	74.00	-32.85	62.07	34.10	10.42	65.44	0.00	300	360	PEAK	2	7356.00	43.16	74.00	-30.84	59.80	35.80	12.83	65.27	0.00	300	360	PEAK	<table border="1"> <thead> <tr> <th></th> <th>Limit</th> <th>Read</th> <th>Ant</th> <th>Cable</th> <th>Preamp</th> <th>Aux</th> <th>APos</th> <th>TPos</th> <th></th> </tr> <tr> <th></th> <th>Freq</th> <th>Level</th> <th>Line Margin</th> <th>Level Factor</th> <th>Loss Factor</th> <th>Factor</th> <th></th> <th></th> <th>Remark</th> </tr> <tr> <th></th> <th>MHz</th> <th>dBuV/m</th> <th>dBuV/m</th> <th>dB</th> <th>dBuV</th> <th>dB/m</th> <th>dB</th> <th>dB</th> <th>cm</th> <th>deg</th> </tr> </thead> <tbody> <tr> <td>1</td> <td>4904.00</td> <td>41.21</td> <td>74.00</td> <td>-32.79</td> <td>62.13</td> <td>34.10</td> <td>10.42</td> <td>65.44</td> <td>0.00</td> <td>100</td> <td>360</td> <td>PEAK</td> </tr> <tr> <td>2</td> <td>7356.00</td> <td>43.58</td> <td>74.00</td> <td>-30.42</td> <td>60.22</td> <td>35.80</td> <td>12.83</td> <td>65.27</td> <td>0.00</td> <td>100</td> <td>360</td> <td>PEAK</td> </tr> </tbody> </table>		Limit	Read	Ant	Cable	Preamp	Aux	APos	TPos			Freq	Level	Line Margin	Level Factor	Loss Factor	Factor			Remark		MHz	dBuV/m	dBuV/m	dB	dBuV	dB/m	dB	dB	cm	deg	1	4904.00	41.21	74.00	-32.79	62.13	34.10	10.42	65.44	0.00	100	360	PEAK	2	7356.00	43.58	74.00	-30.42	60.22	35.80	12.83	65.27	0.00	100	360	PEAK
		Limit	Read	Ant	Cable	Preamp	Aux	APos	TPos																																																																																																											
	Freq	Level	Line Margin	Level Factor	Loss Factor	Factor			Remark																																																																																																											
	MHz	dBuV/m	dBuV/m	dB	dBuV	dB/m	dB	dB	cm	deg																																																																																																										
1	4904.00	41.15	74.00	-32.85	62.07	34.10	10.42	65.44	0.00	300	360	PEAK																																																																																																								
2	7356.00	43.16	74.00	-30.84	59.80	35.80	12.83	65.27	0.00	300	360	PEAK																																																																																																								
	Limit	Read	Ant	Cable	Preamp	Aux	APos	TPos																																																																																																												
	Freq	Level	Line Margin	Level Factor	Loss Factor	Factor			Remark																																																																																																											
	MHz	dBuV/m	dBuV/m	dB	dBuV	dB/m	dB	dB	cm	deg																																																																																																										
1	4904.00	41.21	74.00	-32.79	62.13	34.10	10.42	65.44	0.00	100	360	PEAK																																																																																																								
2	7356.00	43.58	74.00	-30.42	60.22	35.80	12.83	65.27	0.00	100	360	PEAK																																																																																																								
Peak Avg																																																																																																																				



21																																								
Mode	Band Edge																																							
2400-2483.5_802.11n_HT20_CH01_2412MHz																																								
ANT	ANT.4B + ANT.5B																																							
Pol.	Horizontal																																							
Peak	<table border="1"> <thead> <tr> <th>Limit</th> <th>Read</th> <th>Ant</th> <th>Cable</th> <th>Preamp</th> <th>Aux</th> <th>APos</th> <th>TPos</th> <th>Remark</th> </tr> <tr> <th>Freq</th> <th>Level</th> <th>Line Margin</th> <th>Level Factor</th> <th>Loss Factor</th> <th>Factor</th> <th></th> <th></th> <th></th> </tr> <tr> <th>MHz</th> <th>dBuV/m</th> <th>dBuV/m</th> <th>dB</th> <th>dBuV</th> <th>dB/m</th> <th>dB</th> <th>dB</th> <th>cm</th> <th>deg</th> </tr> </thead> <tbody> <tr> <td>1</td> <td>2388.65</td> <td>70.15</td> <td>-3.85</td> <td>55.19</td> <td>31.98</td> <td>7.87</td> <td>30.89</td> <td>6.00</td> <td>140</td> <td>59 PEAK</td> </tr> </tbody> </table>	Limit	Read	Ant	Cable	Preamp	Aux	APos	TPos	Remark	Freq	Level	Line Margin	Level Factor	Loss Factor	Factor				MHz	dBuV/m	dBuV/m	dB	dBuV	dB/m	dB	dB	cm	deg	1	2388.65	70.15	-3.85	55.19	31.98	7.87	30.89	6.00	140	59 PEAK
	Limit	Read	Ant	Cable	Preamp	Aux	APos	TPos	Remark																															
Freq	Level	Line Margin	Level Factor	Loss Factor	Factor																																			
MHz	dBuV/m	dBuV/m	dB	dBuV	dB/m	dB	dB	cm	deg																															
1	2388.65	70.15	-3.85	55.19	31.98	7.87	30.89	6.00	140	59 PEAK																														
<table border="1"> <thead> <tr> <th>Limit</th> <th>Read</th> <th>Ant</th> <th>Cable</th> <th>Preamp</th> <th>Aux</th> <th>APos</th> <th>TPos</th> <th>Remark</th> </tr> <tr> <th>Freq</th> <th>Level</th> <th>Line Margin</th> <th>Level Factor</th> <th>Loss Factor</th> <th>Factor</th> <th></th> <th></th> <th></th> </tr> <tr> <th>MHz</th> <th>dBuV/m</th> <th>dBuV/m</th> <th>dB</th> <th>dBuV</th> <th>dB/m</th> <th>dB</th> <th>dB</th> <th>cm</th> <th>deg</th> </tr> </thead> <tbody> <tr> <td>1</td> <td>2412.00</td> <td>111.30</td> <td>-----</td> <td>-----</td> <td>96.21</td> <td>32.02</td> <td>7.91</td> <td>30.84</td> <td>6.00</td> <td>140</td> <td>59 PEAK</td> </tr> </tbody> </table>	Limit	Read	Ant	Cable	Preamp	Aux	APos	TPos	Remark	Freq	Level	Line Margin	Level Factor	Loss Factor	Factor				MHz	dBuV/m	dBuV/m	dB	dBuV	dB/m	dB	dB	cm	deg	1	2412.00	111.30	-----	-----	96.21	32.02	7.91	30.84	6.00	140	59 PEAK
Limit	Read	Ant	Cable	Preamp	Aux	APos	TPos	Remark																																
Freq	Level	Line Margin	Level Factor	Loss Factor	Factor																																			
MHz	dBuV/m	dBuV/m	dB	dBuV	dB/m	dB	dB	cm	deg																															
1	2412.00	111.30	-----	-----	96.21	32.02	7.91	30.84	6.00	140	59 PEAK																													
Avg	<table border="1"> <thead> <tr> <th>Limit</th> <th>Read</th> <th>Ant</th> <th>Cable</th> <th>Preamp</th> <th>Aux</th> <th>APos</th> <th>TPos</th> <th>Remark</th> </tr> <tr> <th>Freq</th> <th>Level</th> <th>Line Margin</th> <th>Level Factor</th> <th>Loss Factor</th> <th>Factor</th> <th></th> <th></th> <th></th> </tr> <tr> <th>MHz</th> <th>dBuV/m</th> <th>dBuV/m</th> <th>dB</th> <th>dBuV</th> <th>dB/m</th> <th>dB</th> <th>dB</th> <th>cm</th> <th>deg</th> </tr> </thead> <tbody> <tr> <td>1</td> <td>2388.78</td> <td>50.20</td> <td>-3.80</td> <td>35.24</td> <td>31.98</td> <td>7.87</td> <td>30.89</td> <td>6.00</td> <td>140</td> <td>59 AVERAGE</td> </tr> </tbody> </table>	Limit	Read	Ant	Cable	Preamp	Aux	APos	TPos	Remark	Freq	Level	Line Margin	Level Factor	Loss Factor	Factor				MHz	dBuV/m	dBuV/m	dB	dBuV	dB/m	dB	dB	cm	deg	1	2388.78	50.20	-3.80	35.24	31.98	7.87	30.89	6.00	140	59 AVERAGE
	Limit	Read	Ant	Cable	Preamp	Aux	APos	TPos	Remark																															
Freq	Level	Line Margin	Level Factor	Loss Factor	Factor																																			
MHz	dBuV/m	dBuV/m	dB	dBuV	dB/m	dB	dB	cm	deg																															
1	2388.78	50.20	-3.80	35.24	31.98	7.87	30.89	6.00	140	59 AVERAGE																														
<table border="1"> <thead> <tr> <th>Limit</th> <th>Read</th> <th>Ant</th> <th>Cable</th> <th>Preamp</th> <th>Aux</th> <th>APos</th> <th>TPos</th> <th>Remark</th> </tr> <tr> <th>Freq</th> <th>Level</th> <th>Line Margin</th> <th>Level Factor</th> <th>Loss Factor</th> <th>Factor</th> <th></th> <th></th> <th></th> </tr> <tr> <th>MHz</th> <th>dBuV/m</th> <th>dBuV/m</th> <th>dB</th> <th>dBuV</th> <th>dB/m</th> <th>dB</th> <th>dB</th> <th>cm</th> <th>deg</th> </tr> </thead> <tbody> <tr> <td>1</td> <td>2412.00</td> <td>103.58</td> <td>-----</td> <td>-----</td> <td>88.51</td> <td>32.02</td> <td>7.90</td> <td>30.85</td> <td>6.00</td> <td>140</td> <td>59 AVERAGE</td> </tr> </tbody> </table>	Limit	Read	Ant	Cable	Preamp	Aux	APos	TPos	Remark	Freq	Level	Line Margin	Level Factor	Loss Factor	Factor				MHz	dBuV/m	dBuV/m	dB	dBuV	dB/m	dB	dB	cm	deg	1	2412.00	103.58	-----	-----	88.51	32.02	7.90	30.85	6.00	140	59 AVERAGE
Limit	Read	Ant	Cable	Preamp	Aux	APos	TPos	Remark																																
Freq	Level	Line Margin	Level Factor	Loss Factor	Factor																																			
MHz	dBuV/m	dBuV/m	dB	dBuV	dB/m	dB	dB	cm	deg																															
1	2412.00	103.58	-----	-----	88.51	32.02	7.90	30.85	6.00	140	59 AVERAGE																													



21																																										
Mode	Band Edge																																									
2400-2483.5_802.11n_HT20_CH01_2412MHz																																										
ANT	ANT.4B + ANT.5B																																									
Pol.	Vertical																																									
Peak	<table border="1"> <thead> <tr> <th>Limit</th> <th>Read</th> <th>Ant</th> <th>Cable</th> <th>Preamp</th> <th>Aux</th> <th>APos</th> <th>TPos</th> <th>Remark</th> </tr> <tr> <th>Freq</th> <th>Level</th> <th>Line Margin</th> <th>Level Factor</th> <th>Loss Factor</th> <th>Factor</th> <th></th> <th></th> <th></th> </tr> <tr> <th>MHz</th> <th>dBuV/m</th> <th>dBuV/m</th> <th>dB</th> <th>dBuV</th> <th>dB/m</th> <th>dB</th> <th>dB</th> <th>cm</th> <th>deg</th> </tr> </thead> <tbody> <tr> <td>1</td> <td>2389.43</td> <td>61.51</td> <td>74.00</td> <td>-12.49</td> <td>46.55</td> <td>31.98</td> <td>7.87</td> <td>30.89</td> <td>6.00</td> <td>103</td> <td>127</td> <td>PEAK</td> </tr> </tbody> </table>	Limit	Read	Ant	Cable	Preamp	Aux	APos	TPos	Remark	Freq	Level	Line Margin	Level Factor	Loss Factor	Factor				MHz	dBuV/m	dBuV/m	dB	dBuV	dB/m	dB	dB	cm	deg	1	2389.43	61.51	74.00	-12.49	46.55	31.98	7.87	30.89	6.00	103	127	PEAK
	Limit	Read	Ant	Cable	Preamp	Aux	APos	TPos	Remark																																	
Freq	Level	Line Margin	Level Factor	Loss Factor	Factor																																					
MHz	dBuV/m	dBuV/m	dB	dBuV	dB/m	dB	dB	cm	deg																																	
1	2389.43	61.51	74.00	-12.49	46.55	31.98	7.87	30.89	6.00	103	127	PEAK																														
<table border="1"> <thead> <tr> <th>Limit</th> <th>Read</th> <th>Ant</th> <th>Cable</th> <th>Preamp</th> <th>Aux</th> <th>APos</th> <th>TPos</th> <th>Remark</th> </tr> <tr> <th>Freq</th> <th>Level</th> <th>Line Margin</th> <th>Level Factor</th> <th>Loss Factor</th> <th>Factor</th> <th></th> <th></th> <th></th> </tr> <tr> <th>MHz</th> <th>dBuV/m</th> <th>dBuV/m</th> <th>dB</th> <th>dBuV</th> <th>dB/m</th> <th>dB</th> <th>dB</th> <th>cm</th> <th>deg</th> </tr> </thead> <tbody> <tr> <td>1</td> <td>2412.00</td> <td>103.36</td> <td>-----</td> <td>-----</td> <td>88.30</td> <td>32.01</td> <td>7.90</td> <td>30.85</td> <td>6.00</td> <td>103</td> <td>127</td> <td>PEAK</td> </tr> </tbody> </table>	Limit	Read	Ant	Cable	Preamp	Aux	APos	TPos	Remark	Freq	Level	Line Margin	Level Factor	Loss Factor	Factor				MHz	dBuV/m	dBuV/m	dB	dBuV	dB/m	dB	dB	cm	deg	1	2412.00	103.36	-----	-----	88.30	32.01	7.90	30.85	6.00	103	127	PEAK	
Limit	Read	Ant	Cable	Preamp	Aux	APos	TPos	Remark																																		
Freq	Level	Line Margin	Level Factor	Loss Factor	Factor																																					
MHz	dBuV/m	dBuV/m	dB	dBuV	dB/m	dB	dB	cm	deg																																	
1	2412.00	103.36	-----	-----	88.30	32.01	7.90	30.85	6.00	103	127	PEAK																														
Avg	<table border="1"> <thead> <tr> <th>Limit</th> <th>Read</th> <th>Ant</th> <th>Cable</th> <th>Preamp</th> <th>Aux</th> <th>APos</th> <th>TPos</th> <th>Remark</th> </tr> <tr> <th>Freq</th> <th>Level</th> <th>Line Margin</th> <th>Level Factor</th> <th>Loss Factor</th> <th>Factor</th> <th></th> <th></th> <th></th> </tr> <tr> <th>MHz</th> <th>dBuV/m</th> <th>dBuV/m</th> <th>dB</th> <th>dBuV</th> <th>dB/m</th> <th>dB</th> <th>dB</th> <th>cm</th> <th>deg</th> </tr> </thead> <tbody> <tr> <td>1</td> <td>2389.82</td> <td>45.59</td> <td>54.00</td> <td>-8.41</td> <td>30.63</td> <td>31.98</td> <td>7.87</td> <td>30.89</td> <td>6.00</td> <td>103</td> <td>127</td> <td>AVERAGE</td> </tr> </tbody> </table>	Limit	Read	Ant	Cable	Preamp	Aux	APos	TPos	Remark	Freq	Level	Line Margin	Level Factor	Loss Factor	Factor				MHz	dBuV/m	dBuV/m	dB	dBuV	dB/m	dB	dB	cm	deg	1	2389.82	45.59	54.00	-8.41	30.63	31.98	7.87	30.89	6.00	103	127	AVERAGE
	Limit	Read	Ant	Cable	Preamp	Aux	APos	TPos	Remark																																	
Freq	Level	Line Margin	Level Factor	Loss Factor	Factor																																					
MHz	dBuV/m	dBuV/m	dB	dBuV	dB/m	dB	dB	cm	deg																																	
1	2389.82	45.59	54.00	-8.41	30.63	31.98	7.87	30.89	6.00	103	127	AVERAGE																														
<table border="1"> <thead> <tr> <th>Limit</th> <th>Read</th> <th>Ant</th> <th>Cable</th> <th>Preamp</th> <th>Aux</th> <th>APos</th> <th>TPos</th> <th>Remark</th> </tr> <tr> <th>Freq</th> <th>Level</th> <th>Line Margin</th> <th>Level Factor</th> <th>Loss Factor</th> <th>Factor</th> <th></th> <th></th> <th></th> </tr> <tr> <th>MHz</th> <th>dBuV/m</th> <th>dBuV/m</th> <th>dB</th> <th>dBuV</th> <th>dB/m</th> <th>dB</th> <th>dB</th> <th>cm</th> <th>deg</th> </tr> </thead> <tbody> <tr> <td>1</td> <td>2412.00</td> <td>94.91</td> <td>-----</td> <td>-----</td> <td>79.85</td> <td>32.01</td> <td>7.90</td> <td>30.85</td> <td>6.00</td> <td>103</td> <td>127</td> <td>AVERAGE</td> </tr> </tbody> </table>	Limit	Read	Ant	Cable	Preamp	Aux	APos	TPos	Remark	Freq	Level	Line Margin	Level Factor	Loss Factor	Factor				MHz	dBuV/m	dBuV/m	dB	dBuV	dB/m	dB	dB	cm	deg	1	2412.00	94.91	-----	-----	79.85	32.01	7.90	30.85	6.00	103	127	AVERAGE	
Limit	Read	Ant	Cable	Preamp	Aux	APos	TPos	Remark																																		
Freq	Level	Line Margin	Level Factor	Loss Factor	Factor																																					
MHz	dBuV/m	dBuV/m	dB	dBuV	dB/m	dB	dB	cm	deg																																	
1	2412.00	94.91	-----	-----	79.85	32.01	7.90	30.85	6.00	103	127	AVERAGE																														

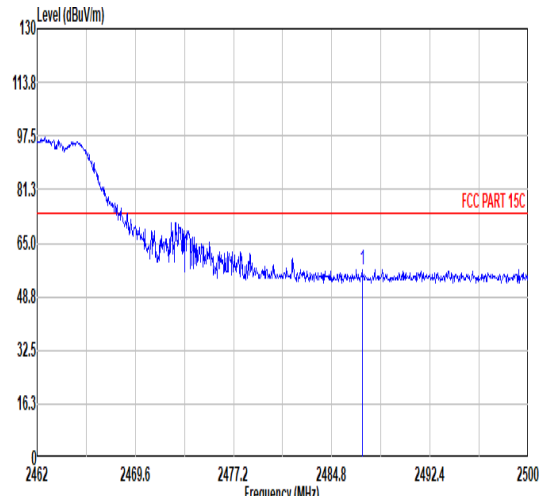
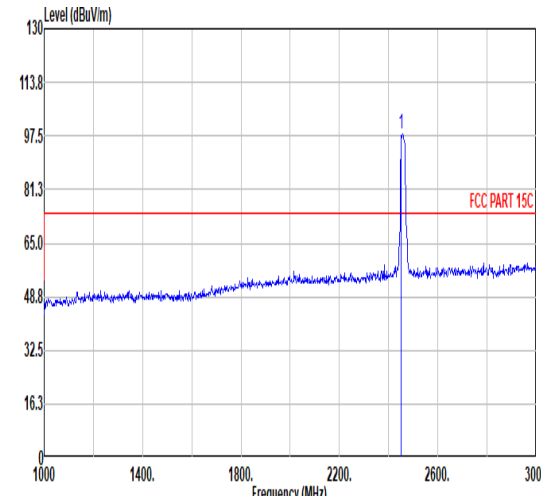
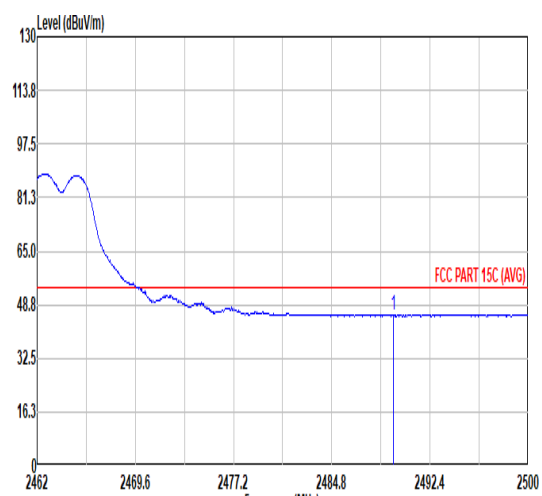
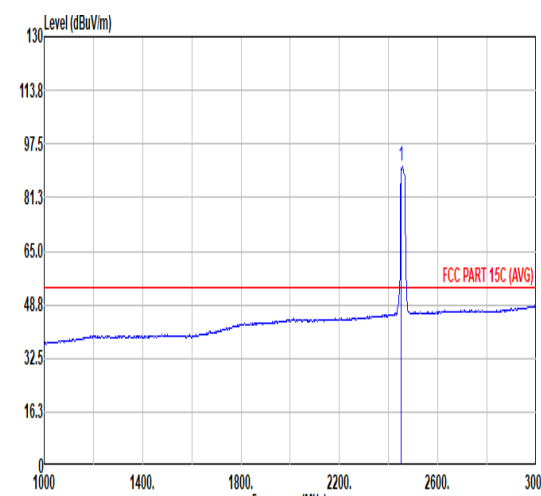


Mode	21																																																																																		
	Harmonic																																																																																		
	2400-2483.5_802.11n HT20_CH01_2412MHz																																																																																		
ANT	ANT.4B + ANT.5B																																																																																		
Pol.	Horizontal	Vertical																																																																																	
Peak Avg																																																																																			
	<table border="1"> <thead> <tr> <th>Limit</th> <th>Read</th> <th>Ant</th> <th>Cable</th> <th>Preamp</th> <th>Aux</th> <th>APos</th> <th>TPos</th> <th>Remark</th> </tr> <tr> <th>Freq</th> <th>Level</th> <th>Line Margin</th> <th>Level Factor</th> <th>Loss Factor</th> <th>Factor</th> <th></th> <th></th> <th></th> </tr> <tr> <th>MHz</th> <th>dBuV/m</th> <th>dBuV/m</th> <th>dB</th> <th>dBuV</th> <th>dB/m</th> <th>dB</th> <th>dB</th> <th>cm</th> <th>deg</th> </tr> </thead> <tbody> <tr> <td>1</td> <td>4824.00</td> <td>43.12</td> <td>74.00</td> <td>-30.88</td> <td>61.99</td> <td>34.55</td> <td>12.01</td> <td>65.43</td> <td>0.00</td> <td>300</td> <td>0</td> <td>PEAK</td> </tr> </tbody> </table>	Limit	Read	Ant	Cable	Preamp	Aux	APos	TPos	Remark	Freq	Level	Line Margin	Level Factor	Loss Factor	Factor				MHz	dBuV/m	dBuV/m	dB	dBuV	dB/m	dB	dB	cm	deg	1	4824.00	43.12	74.00	-30.88	61.99	34.55	12.01	65.43	0.00	300	0	PEAK	<table border="1"> <thead> <tr> <th>Limit</th> <th>Read</th> <th>Ant</th> <th>Cable</th> <th>Preamp</th> <th>Aux</th> <th>APos</th> <th>TPos</th> <th>Remark</th> </tr> <tr> <th>Freq</th> <th>Level</th> <th>Line Margin</th> <th>Level Factor</th> <th>Loss Factor</th> <th>Factor</th> <th></th> <th></th> <th></th> </tr> <tr> <th>MHz</th> <th>dBuV/m</th> <th>dBuV/m</th> <th>dB</th> <th>dBuV</th> <th>dB/m</th> <th>dB</th> <th>dB</th> <th>cm</th> <th>deg</th> </tr> </thead> <tbody> <tr> <td>1</td> <td>4824.00</td> <td>41.45</td> <td>74.00</td> <td>-32.55</td> <td>60.32</td> <td>34.55</td> <td>12.01</td> <td>65.43</td> <td>0.00</td> <td>100</td> <td>0</td> <td>PEAK</td> </tr> </tbody> </table>	Limit	Read	Ant	Cable	Preamp	Aux	APos	TPos	Remark	Freq	Level	Line Margin	Level Factor	Loss Factor	Factor				MHz	dBuV/m	dBuV/m	dB	dBuV	dB/m	dB	dB	cm	deg	1	4824.00	41.45	74.00	-32.55	60.32	34.55	12.01	65.43	0.00	100	0
Limit	Read	Ant	Cable	Preamp	Aux	APos	TPos	Remark																																																																											
Freq	Level	Line Margin	Level Factor	Loss Factor	Factor																																																																														
MHz	dBuV/m	dBuV/m	dB	dBuV	dB/m	dB	dB	cm	deg																																																																										
1	4824.00	43.12	74.00	-30.88	61.99	34.55	12.01	65.43	0.00	300	0	PEAK																																																																							
Limit	Read	Ant	Cable	Preamp	Aux	APos	TPos	Remark																																																																											
Freq	Level	Line Margin	Level Factor	Loss Factor	Factor																																																																														
MHz	dBuV/m	dBuV/m	dB	dBuV	dB/m	dB	dB	cm	deg																																																																										
1	4824.00	41.45	74.00	-32.55	60.32	34.55	12.01	65.43	0.00	100	0	PEAK																																																																							

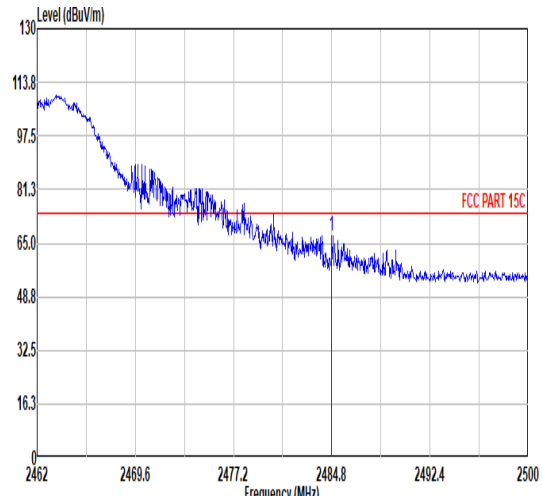
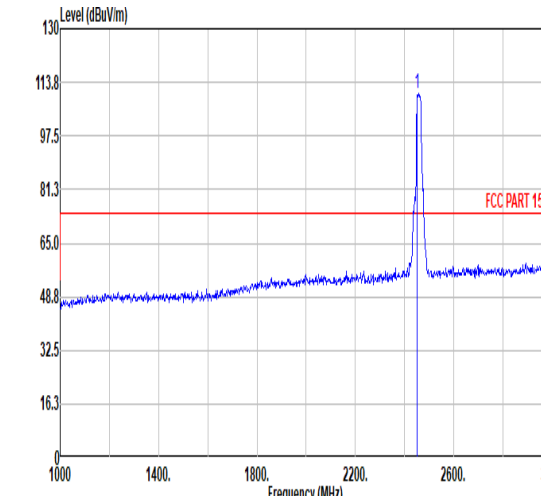
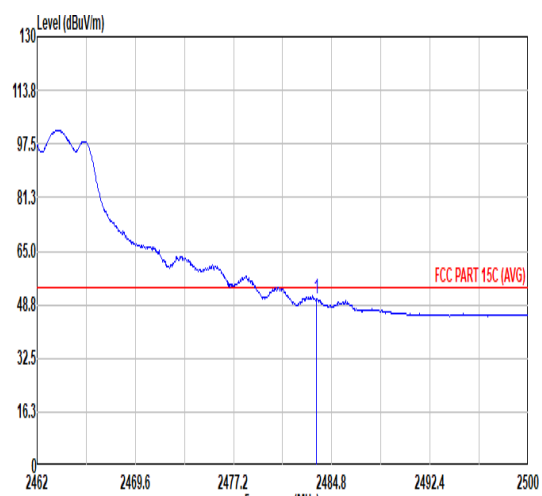
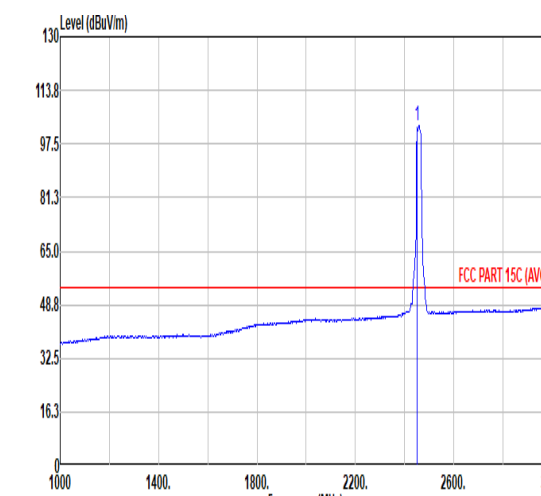


Mode	22																																																																																									
	Harmonic																																																																																									
	2400-2483.5_802.11n HT20_CH06_2437MHz																																																																																									
ANT	ANT.4B + ANT.5B																																																																																									
Pol.	Horizontal	Vertical																																																																																								
Peak Avg	<table border="1"> <thead> <tr> <th>Limit</th> <th>Read</th> <th>Ant</th> <th>Cable</th> <th>Preamp</th> <th>Aux</th> <th>APos</th> <th>TPos</th> <th>Remark</th> </tr> <tr> <th>Freq</th> <th>Level</th> <th>Line Margin</th> <th>Level Factor</th> <th>Loss Factor</th> <th>Loss Factor</th> <th>Factor</th> <th>cm</th> <th>deg</th> </tr> </thead> <tbody> <tr> <td>1</td> <td>4874.00</td> <td>41.75</td> <td>74.00</td> <td>-32.25</td> <td>60.61</td> <td>34.64</td> <td>11.94</td> <td>65.44</td> <td>0.00</td> <td>300</td> <td>0</td> <td>PEAK</td> </tr> <tr> <td>2</td> <td>7311.00</td> <td>44.76</td> <td>74.00</td> <td>-29.24</td> <td>59.42</td> <td>36.56</td> <td>14.03</td> <td>65.25</td> <td>0.00</td> <td>300</td> <td>0</td> <td>PEAK</td> </tr> </tbody> </table>	Limit	Read	Ant	Cable	Preamp	Aux	APos	TPos	Remark	Freq	Level	Line Margin	Level Factor	Loss Factor	Loss Factor	Factor	cm	deg	1	4874.00	41.75	74.00	-32.25	60.61	34.64	11.94	65.44	0.00	300	0	PEAK	2	7311.00	44.76	74.00	-29.24	59.42	36.56	14.03	65.25	0.00	300	0	PEAK	<table border="1"> <thead> <tr> <th>Limit</th> <th>Read</th> <th>Ant</th> <th>Cable</th> <th>Preamp</th> <th>Aux</th> <th>APos</th> <th>TPos</th> <th>Remark</th> </tr> <tr> <th>Freq</th> <th>Level</th> <th>Line Margin</th> <th>Level Factor</th> <th>Loss Factor</th> <th>Loss Factor</th> <th>Factor</th> <th>cm</th> <th>deg</th> </tr> </thead> <tbody> <tr> <td>1</td> <td>4874.00</td> <td>40.35</td> <td>74.00</td> <td>-33.65</td> <td>59.21</td> <td>34.64</td> <td>11.94</td> <td>65.44</td> <td>0.00</td> <td>100</td> <td>0</td> <td>PEAK</td> </tr> <tr> <td>2</td> <td>7311.00</td> <td>43.96</td> <td>74.00</td> <td>-30.04</td> <td>58.62</td> <td>36.56</td> <td>14.03</td> <td>65.25</td> <td>0.00</td> <td>100</td> <td>0</td> <td>PEAK</td> </tr> </tbody> </table>	Limit	Read	Ant	Cable	Preamp	Aux	APos	TPos	Remark	Freq	Level	Line Margin	Level Factor	Loss Factor	Loss Factor	Factor	cm	deg	1	4874.00	40.35	74.00	-33.65	59.21	34.64	11.94	65.44	0.00	100	0	PEAK	2	7311.00	43.96	74.00	-30.04	58.62	36.56	14.03	65.25	0.00	100	0	PEAK
	Limit	Read	Ant	Cable	Preamp	Aux	APos	TPos	Remark																																																																																	
Freq	Level	Line Margin	Level Factor	Loss Factor	Loss Factor	Factor	cm	deg																																																																																		
1	4874.00	41.75	74.00	-32.25	60.61	34.64	11.94	65.44	0.00	300	0	PEAK																																																																														
2	7311.00	44.76	74.00	-29.24	59.42	36.56	14.03	65.25	0.00	300	0	PEAK																																																																														
Limit	Read	Ant	Cable	Preamp	Aux	APos	TPos	Remark																																																																																		
Freq	Level	Line Margin	Level Factor	Loss Factor	Loss Factor	Factor	cm	deg																																																																																		
1	4874.00	40.35	74.00	-33.65	59.21	34.64	11.94	65.44	0.00	100	0	PEAK																																																																														
2	7311.00	43.96	74.00	-30.04	58.62	36.56	14.03	65.25	0.00	100	0	PEAK																																																																														



		23																																																																																		
Mode	Band Edge																																																																																			
	2400-2483.5_802.11n_HT20_CH10_2457MHz																																																																																			
ANT	ANT.4B + ANT.5B																																																																																			
Pol.	Horizontal	Fundamental																																																																																		
Peak	 <p>Level (dBuV/m)</p> <p>Frequency (MHz)</p> <p>FCC PART 15C</p> <table border="1"> <thead> <tr> <th>Limit</th> <th>Read</th> <th>Ant</th> <th>Cable</th> <th>Preamp</th> <th>Aux</th> <th>APos</th> <th>TPos</th> <th>Remark</th> </tr> <tr> <th>Freq</th> <th>Level</th> <th>Line Margin</th> <th>Level Factor</th> <th>Loss Factor</th> <th>Factor</th> <th></th> <th></th> <th></th> </tr> <tr> <th>MHz</th> <th>dBuV/m</th> <th>dBuV/m</th> <th>dB</th> <th>dBuV</th> <th>dB/m</th> <th>dB</th> <th>dB</th> <th>cm</th> <th>deg</th> </tr> </thead> <tbody> <tr> <td>1</td> <td>2487.16</td> <td>57.14</td> <td>74.00</td> <td>-16.86</td> <td>40.59</td> <td>32.13</td> <td>9.06</td> <td>30.64</td> <td>6.00</td> <td>100</td> <td>60</td> <td>PEAK</td> </tr> </tbody> </table>	Limit	Read	Ant	Cable	Preamp	Aux	APos	TPos	Remark	Freq	Level	Line Margin	Level Factor	Loss Factor	Factor				MHz	dBuV/m	dBuV/m	dB	dBuV	dB/m	dB	dB	cm	deg	1	2487.16	57.14	74.00	-16.86	40.59	32.13	9.06	30.64	6.00	100	60	PEAK	 <p>Level (dBuV/m)</p> <p>Frequency (MHz)</p> <p>FCC PART 15C</p> <table border="1"> <thead> <tr> <th>Limit</th> <th>Read</th> <th>Ant</th> <th>Cable</th> <th>Preamp</th> <th>Aux</th> <th>APos</th> <th>TPos</th> <th>Remark</th> </tr> <tr> <th>Freq</th> <th>Level</th> <th>Line Margin</th> <th>Level Factor</th> <th>Loss Factor</th> <th>Factor</th> <th></th> <th></th> <th></th> </tr> <tr> <th>MHz</th> <th>dBuV/m</th> <th>dBuV/m</th> <th>dB</th> <th>dBuV</th> <th>dB/m</th> <th>dB</th> <th>dB</th> <th>cm</th> <th>deg</th> </tr> </thead> <tbody> <tr> <td>1</td> <td>2452.00</td> <td>97.96</td> <td>-----</td> <td>-----</td> <td>81.63</td> <td>32.08</td> <td>8.97</td> <td>30.72</td> <td>6.00</td> <td>100</td> <td>60</td> <td>PEAK</td> </tr> </tbody> </table>	Limit	Read	Ant	Cable	Preamp	Aux	APos	TPos	Remark	Freq	Level	Line Margin	Level Factor	Loss Factor	Factor				MHz	dBuV/m	dBuV/m	dB	dBuV	dB/m	dB	dB	cm	deg	1	2452.00	97.96	-----	-----	81.63	32.08	8.97	30.72	6.00	100	60	PEAK
	Limit	Read	Ant	Cable	Preamp	Aux	APos	TPos	Remark																																																																											
Freq	Level	Line Margin	Level Factor	Loss Factor	Factor																																																																															
MHz	dBuV/m	dBuV/m	dB	dBuV	dB/m	dB	dB	cm	deg																																																																											
1	2487.16	57.14	74.00	-16.86	40.59	32.13	9.06	30.64	6.00	100	60	PEAK																																																																								
Limit	Read	Ant	Cable	Preamp	Aux	APos	TPos	Remark																																																																												
Freq	Level	Line Margin	Level Factor	Loss Factor	Factor																																																																															
MHz	dBuV/m	dBuV/m	dB	dBuV	dB/m	dB	dB	cm	deg																																																																											
1	2452.00	97.96	-----	-----	81.63	32.08	8.97	30.72	6.00	100	60	PEAK																																																																								
Avg	 <p>Level (dBuV/m)</p> <p>Frequency (MHz)</p> <p>FCC PART 15C (AVG)</p> <table border="1"> <thead> <tr> <th>Limit</th> <th>Read</th> <th>Ant</th> <th>Cable</th> <th>Preamp</th> <th>Aux</th> <th>APos</th> <th>TPos</th> <th>Remark</th> </tr> <tr> <th>Freq</th> <th>Level</th> <th>Line Margin</th> <th>Level Factor</th> <th>Loss Factor</th> <th>Factor</th> <th></th> <th></th> <th></th> </tr> <tr> <th>MHz</th> <th>dBuV/m</th> <th>dBuV/m</th> <th>dB</th> <th>dBuV</th> <th>dB/m</th> <th>dB</th> <th>dB</th> <th>cm</th> <th>deg</th> </tr> </thead> <tbody> <tr> <td>1</td> <td>2489.55</td> <td>45.78</td> <td>54.00</td> <td>-8.22</td> <td>29.21</td> <td>32.13</td> <td>9.07</td> <td>30.63</td> <td>6.00</td> <td>100</td> <td>60</td> <td>AVERAGE</td> </tr> </tbody> </table>	Limit	Read	Ant	Cable	Preamp	Aux	APos	TPos	Remark	Freq	Level	Line Margin	Level Factor	Loss Factor	Factor				MHz	dBuV/m	dBuV/m	dB	dBuV	dB/m	dB	dB	cm	deg	1	2489.55	45.78	54.00	-8.22	29.21	32.13	9.07	30.63	6.00	100	60	AVERAGE	 <p>Level (dBuV/m)</p> <p>Frequency (MHz)</p> <p>FCC PART 15C (AVG)</p> <table border="1"> <thead> <tr> <th>Limit</th> <th>Read</th> <th>Ant</th> <th>Cable</th> <th>Preamp</th> <th>Aux</th> <th>APos</th> <th>TPos</th> <th>Remark</th> </tr> <tr> <th>Freq</th> <th>Level</th> <th>Line Margin</th> <th>Level Factor</th> <th>Loss Factor</th> <th>Factor</th> <th></th> <th></th> <th></th> </tr> <tr> <th>MHz</th> <th>dBuV/m</th> <th>dBuV/m</th> <th>dB</th> <th>dBuV</th> <th>dB/m</th> <th>dB</th> <th>dB</th> <th>cm</th> <th>deg</th> </tr> </thead> <tbody> <tr> <td>1</td> <td>2452.00</td> <td>90.66</td> <td>-----</td> <td>-----</td> <td>74.32</td> <td>32.09</td> <td>8.97</td> <td>30.72</td> <td>6.00</td> <td>100</td> <td>60</td> <td>AVERAGE</td> </tr> </tbody> </table>	Limit	Read	Ant	Cable	Preamp	Aux	APos	TPos	Remark	Freq	Level	Line Margin	Level Factor	Loss Factor	Factor				MHz	dBuV/m	dBuV/m	dB	dBuV	dB/m	dB	dB	cm	deg	1	2452.00	90.66	-----	-----	74.32	32.09	8.97	30.72	6.00	100	60	AVERAGE
	Limit	Read	Ant	Cable	Preamp	Aux	APos	TPos	Remark																																																																											
Freq	Level	Line Margin	Level Factor	Loss Factor	Factor																																																																															
MHz	dBuV/m	dBuV/m	dB	dBuV	dB/m	dB	dB	cm	deg																																																																											
1	2489.55	45.78	54.00	-8.22	29.21	32.13	9.07	30.63	6.00	100	60	AVERAGE																																																																								
Limit	Read	Ant	Cable	Preamp	Aux	APos	TPos	Remark																																																																												
Freq	Level	Line Margin	Level Factor	Loss Factor	Factor																																																																															
MHz	dBuV/m	dBuV/m	dB	dBuV	dB/m	dB	dB	cm	deg																																																																											
1	2452.00	90.66	-----	-----	74.32	32.09	8.97	30.72	6.00	100	60	AVERAGE																																																																								

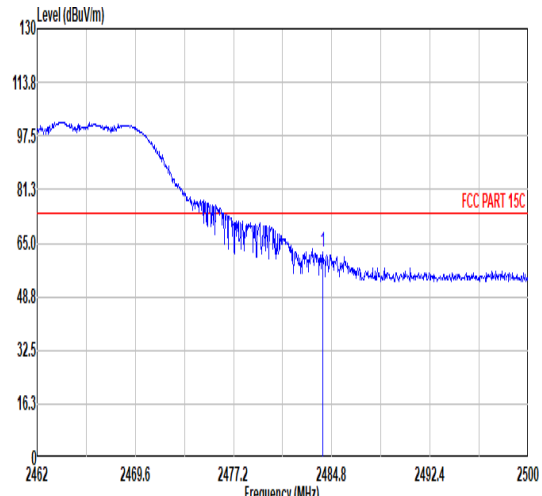
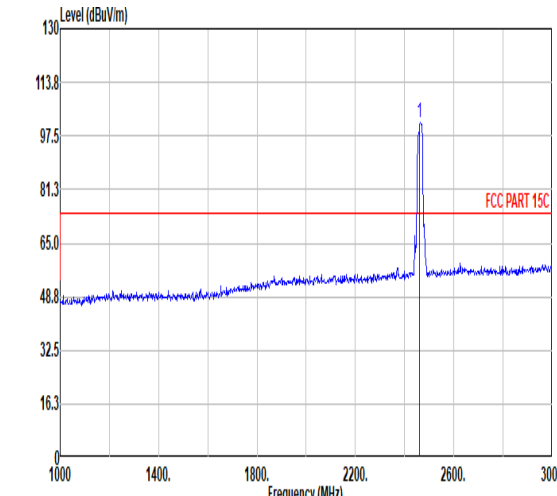
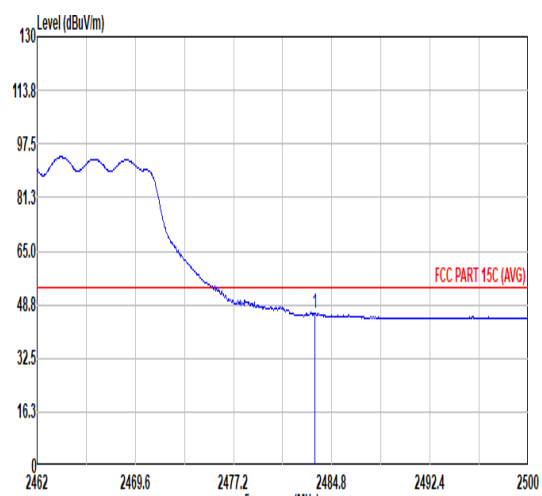
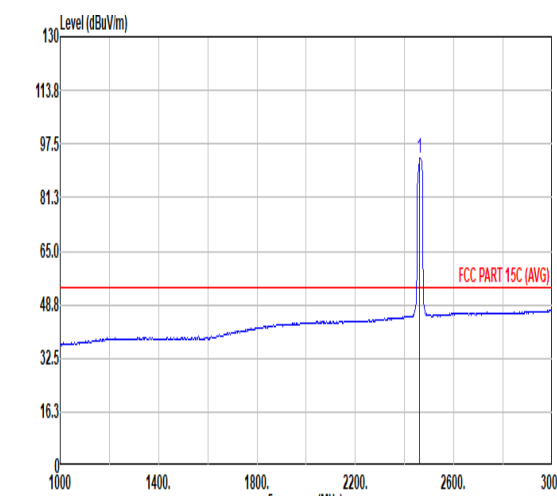


	23																																																																																			
Mode	Band Edge																																																																																			
	2400-2483.5_802.11n HT20_CH10_2457MHz																																																																																			
ANT	ANT.4B + ANT.5B																																																																																			
Pol.	Vertical	Fundamental																																																																																		
Peak	 <table border="1" data-bbox="255 1097 798 1232"> <thead> <tr> <th>Limit</th> <th>Read</th> <th>Ant</th> <th>Cable</th> <th>Preamp</th> <th>Aux</th> <th>APos</th> <th>TPos</th> <th>Remark</th> </tr> <tr> <th>Freq</th> <th>Level</th> <th>Line Margin</th> <th>Level Factor</th> <th>Loss Factor</th> <th>Factor</th> <th></th> <th></th> <th></th> </tr> <tr> <th>MHz</th> <th>dBuV/m</th> <th>dBuV/m</th> <th>dB</th> <th>dBuV</th> <th>dB/m</th> <th>dB</th> <th>dB</th> <th>cm</th> <th>deg</th> </tr> </thead> <tbody> <tr> <td>1</td> <td>2484.80</td> <td>67.42</td> <td>74.00</td> <td>-6.58</td> <td>50.88</td> <td>32.13</td> <td>9.05</td> <td>30.64</td> <td>6.00</td> <td>100</td> <td>165</td> <td>PEAK</td> </tr> </tbody> </table>	Limit	Read	Ant	Cable	Preamp	Aux	APos	TPos	Remark	Freq	Level	Line Margin	Level Factor	Loss Factor	Factor				MHz	dBuV/m	dBuV/m	dB	dBuV	dB/m	dB	dB	cm	deg	1	2484.80	67.42	74.00	-6.58	50.88	32.13	9.05	30.64	6.00	100	165	PEAK	 <table border="1" data-bbox="877 1097 1420 1232"> <thead> <tr> <th>Limit</th> <th>Read</th> <th>Ant</th> <th>Cable</th> <th>Preamp</th> <th>Aux</th> <th>APos</th> <th>TPos</th> <th>Remark</th> </tr> <tr> <th>Freq</th> <th>Level</th> <th>Line Margin</th> <th>Level Factor</th> <th>Loss Factor</th> <th>Factor</th> <th></th> <th></th> <th></th> </tr> <tr> <th>MHz</th> <th>dBuV/m</th> <th>dBuV/m</th> <th>dB</th> <th>dBuV</th> <th>dB/m</th> <th>dB</th> <th>dB</th> <th>cm</th> <th>deg</th> </tr> </thead> <tbody> <tr> <td>1</td> <td>2452.00</td> <td>110.28</td> <td>-----</td> <td>-----</td> <td>93.95</td> <td>32.08</td> <td>8.97</td> <td>30.72</td> <td>6.00</td> <td>100</td> <td>165</td> <td>PEAK</td> </tr> </tbody> </table>	Limit	Read	Ant	Cable	Preamp	Aux	APos	TPos	Remark	Freq	Level	Line Margin	Level Factor	Loss Factor	Factor				MHz	dBuV/m	dBuV/m	dB	dBuV	dB/m	dB	dB	cm	deg	1	2452.00	110.28	-----	-----	93.95	32.08	8.97	30.72	6.00	100	165	PEAK
	Limit	Read	Ant	Cable	Preamp	Aux	APos	TPos	Remark																																																																											
Freq	Level	Line Margin	Level Factor	Loss Factor	Factor																																																																															
MHz	dBuV/m	dBuV/m	dB	dBuV	dB/m	dB	dB	cm	deg																																																																											
1	2484.80	67.42	74.00	-6.58	50.88	32.13	9.05	30.64	6.00	100	165	PEAK																																																																								
Limit	Read	Ant	Cable	Preamp	Aux	APos	TPos	Remark																																																																												
Freq	Level	Line Margin	Level Factor	Loss Factor	Factor																																																																															
MHz	dBuV/m	dBuV/m	dB	dBuV	dB/m	dB	dB	cm	deg																																																																											
1	2452.00	110.28	-----	-----	93.95	32.08	8.97	30.72	6.00	100	165	PEAK																																																																								
Avg	 <table border="1" data-bbox="255 1769 798 1904"> <thead> <tr> <th>Limit</th> <th>Read</th> <th>Ant</th> <th>Cable</th> <th>Preamp</th> <th>Aux</th> <th>APos</th> <th>TPos</th> <th>Remark</th> </tr> <tr> <th>Freq</th> <th>Level</th> <th>Line Margin</th> <th>Level Factor</th> <th>Loss Factor</th> <th>Factor</th> <th></th> <th></th> <th></th> </tr> <tr> <th>MHz</th> <th>dBuV/m</th> <th>dBuV/m</th> <th>dB</th> <th>dBuV</th> <th>dB/m</th> <th>dB</th> <th>dB</th> <th>cm</th> <th>deg</th> </tr> </thead> <tbody> <tr> <td>1</td> <td>2483.58</td> <td>50.60</td> <td>54.00</td> <td>-3.40</td> <td>34.07</td> <td>32.13</td> <td>9.05</td> <td>30.65</td> <td>6.00</td> <td>100</td> <td>165</td> <td>AVERAGE</td> </tr> </tbody> </table>	Limit	Read	Ant	Cable	Preamp	Aux	APos	TPos	Remark	Freq	Level	Line Margin	Level Factor	Loss Factor	Factor				MHz	dBuV/m	dBuV/m	dB	dBuV	dB/m	dB	dB	cm	deg	1	2483.58	50.60	54.00	-3.40	34.07	32.13	9.05	30.65	6.00	100	165	AVERAGE	 <table border="1" data-bbox="877 1769 1420 1904"> <thead> <tr> <th>Limit</th> <th>Read</th> <th>Ant</th> <th>Cable</th> <th>Preamp</th> <th>Aux</th> <th>APos</th> <th>TPos</th> <th>Remark</th> </tr> <tr> <th>Freq</th> <th>Level</th> <th>Line Margin</th> <th>Level Factor</th> <th>Loss Factor</th> <th>Factor</th> <th></th> <th></th> <th></th> </tr> <tr> <th>MHz</th> <th>dBuV/m</th> <th>dBuV/m</th> <th>dB</th> <th>dBuV</th> <th>dB/m</th> <th>dB</th> <th>dB</th> <th>cm</th> <th>deg</th> </tr> </thead> <tbody> <tr> <td>1</td> <td>2452.00</td> <td>102.97</td> <td>-----</td> <td>-----</td> <td>86.64</td> <td>32.08</td> <td>8.97</td> <td>30.72</td> <td>6.00</td> <td>100</td> <td>165</td> <td>AVERAGE</td> </tr> </tbody> </table>	Limit	Read	Ant	Cable	Preamp	Aux	APos	TPos	Remark	Freq	Level	Line Margin	Level Factor	Loss Factor	Factor				MHz	dBuV/m	dBuV/m	dB	dBuV	dB/m	dB	dB	cm	deg	1	2452.00	102.97	-----	-----	86.64	32.08	8.97	30.72	6.00	100	165	AVERAGE
	Limit	Read	Ant	Cable	Preamp	Aux	APos	TPos	Remark																																																																											
Freq	Level	Line Margin	Level Factor	Loss Factor	Factor																																																																															
MHz	dBuV/m	dBuV/m	dB	dBuV	dB/m	dB	dB	cm	deg																																																																											
1	2483.58	50.60	54.00	-3.40	34.07	32.13	9.05	30.65	6.00	100	165	AVERAGE																																																																								
Limit	Read	Ant	Cable	Preamp	Aux	APos	TPos	Remark																																																																												
Freq	Level	Line Margin	Level Factor	Loss Factor	Factor																																																																															
MHz	dBuV/m	dBuV/m	dB	dBuV	dB/m	dB	dB	cm	deg																																																																											
1	2452.00	102.97	-----	-----	86.64	32.08	8.97	30.72	6.00	100	165	AVERAGE																																																																								



24																																										
Mode	Band Edge																																									
2400-2483.5_802.11n_HT20_CH11_2462MHz																																										
ANT	ANT.4B + ANT.5B																																									
Pol.	Horizontal																																									
Peak	Fundamental																																									
<table border="1"> <thead> <tr> <th>Limit</th> <th>Read</th> <th>Ant</th> <th>Cable</th> <th>Preamp</th> <th>Aux</th> <th>APos</th> <th>TPos</th> <th>Remark</th> </tr> <tr> <th>Freq</th> <th>Level</th> <th>Line Margin</th> <th>Level Factor</th> <th>Loss Factor</th> <th>Factor</th> <th>Factor</th> <th>Factor</th> <th></th> </tr> <tr> <th>MHz</th> <th>dBuV/m</th> <th>dBuV/m</th> <th>dB</th> <th>dBuV</th> <th>dB/m</th> <th>dB</th> <th>dB</th> <th>cm</th> <th>deg</th> </tr> </thead> <tbody> <tr> <td>1</td> <td>2483.55</td> <td>70.58</td> <td>74.00</td> <td>-3.42</td> <td>55.11</td> <td>32.13</td> <td>7.99</td> <td>30.65</td> <td>6.00</td> <td>200</td> <td>135</td> <td>PEAK</td> </tr> </tbody> </table>		Limit	Read	Ant	Cable	Preamp	Aux	APos	TPos	Remark	Freq	Level	Line Margin	Level Factor	Loss Factor	Factor	Factor	Factor		MHz	dBuV/m	dBuV/m	dB	dBuV	dB/m	dB	dB	cm	deg	1	2483.55	70.58	74.00	-3.42	55.11	32.13	7.99	30.65	6.00	200	135	PEAK
Limit	Read	Ant	Cable	Preamp	Aux	APos	TPos	Remark																																		
Freq	Level	Line Margin	Level Factor	Loss Factor	Factor	Factor	Factor																																			
MHz	dBuV/m	dBuV/m	dB	dBuV	dB/m	dB	dB	cm	deg																																	
1	2483.55	70.58	74.00	-3.42	55.11	32.13	7.99	30.65	6.00	200	135	PEAK																														
<table border="1"> <thead> <tr> <th>Limit</th> <th>Read</th> <th>Ant</th> <th>Cable</th> <th>Preamp</th> <th>Aux</th> <th>APos</th> <th>TPos</th> <th>Remark</th> </tr> <tr> <th>Freq</th> <th>Level</th> <th>Line Margin</th> <th>Level Factor</th> <th>Loss Factor</th> <th>Factor</th> <th>Factor</th> <th>Factor</th> <th></th> </tr> <tr> <th>MHz</th> <th>dBuV/m</th> <th>dBuV/m</th> <th>dB</th> <th>dBuV</th> <th>dB/m</th> <th>dB</th> <th>dB</th> <th>cm</th> <th>deg</th> </tr> </thead> <tbody> <tr> <td>1</td> <td>2462.00</td> <td>112.60</td> <td>-----</td> <td>-----</td> <td>97.23</td> <td>32.10</td> <td>7.97</td> <td>30.70</td> <td>6.00</td> <td>200</td> <td>135</td> <td>PEAK</td> </tr> </tbody> </table>		Limit	Read	Ant	Cable	Preamp	Aux	APos	TPos	Remark	Freq	Level	Line Margin	Level Factor	Loss Factor	Factor	Factor	Factor		MHz	dBuV/m	dBuV/m	dB	dBuV	dB/m	dB	dB	cm	deg	1	2462.00	112.60	-----	-----	97.23	32.10	7.97	30.70	6.00	200	135	PEAK
Limit	Read	Ant	Cable	Preamp	Aux	APos	TPos	Remark																																		
Freq	Level	Line Margin	Level Factor	Loss Factor	Factor	Factor	Factor																																			
MHz	dBuV/m	dBuV/m	dB	dBuV	dB/m	dB	dB	cm	deg																																	
1	2462.00	112.60	-----	-----	97.23	32.10	7.97	30.70	6.00	200	135	PEAK																														
Avg	Fundamental																																									
<table border="1"> <thead> <tr> <th>Limit</th> <th>Read</th> <th>Ant</th> <th>Cable</th> <th>Preamp</th> <th>Aux</th> <th>APos</th> <th>TPos</th> <th>Remark</th> </tr> <tr> <th>Freq</th> <th>Level</th> <th>Line Margin</th> <th>Level Factor</th> <th>Loss Factor</th> <th>Factor</th> <th>Factor</th> <th>Factor</th> <th></th> </tr> <tr> <th>MHz</th> <th>dBuV/m</th> <th>dBuV/m</th> <th>dB</th> <th>dBuV</th> <th>dB/m</th> <th>dB</th> <th>dB</th> <th>cm</th> <th>deg</th> </tr> </thead> <tbody> <tr> <td>1</td> <td>2485.07</td> <td>50.53</td> <td>54.00</td> <td>-3.47</td> <td>35.05</td> <td>32.13</td> <td>7.99</td> <td>30.64</td> <td>6.00</td> <td>200</td> <td>135</td> <td>AVERAGE</td> </tr> </tbody> </table>		Limit	Read	Ant	Cable	Preamp	Aux	APos	TPos	Remark	Freq	Level	Line Margin	Level Factor	Loss Factor	Factor	Factor	Factor		MHz	dBuV/m	dBuV/m	dB	dBuV	dB/m	dB	dB	cm	deg	1	2485.07	50.53	54.00	-3.47	35.05	32.13	7.99	30.64	6.00	200	135	AVERAGE
Limit	Read	Ant	Cable	Preamp	Aux	APos	TPos	Remark																																		
Freq	Level	Line Margin	Level Factor	Loss Factor	Factor	Factor	Factor																																			
MHz	dBuV/m	dBuV/m	dB	dBuV	dB/m	dB	dB	cm	deg																																	
1	2485.07	50.53	54.00	-3.47	35.05	32.13	7.99	30.64	6.00	200	135	AVERAGE																														
<table border="1"> <thead> <tr> <th>Limit</th> <th>Read</th> <th>Ant</th> <th>Cable</th> <th>Preamp</th> <th>Aux</th> <th>APos</th> <th>TPos</th> <th>Remark</th> </tr> <tr> <th>Freq</th> <th>Level</th> <th>Line Margin</th> <th>Level Factor</th> <th>Loss Factor</th> <th>Factor</th> <th>Factor</th> <th>Factor</th> <th></th> </tr> <tr> <th>MHz</th> <th>dBuV/m</th> <th>dBuV/m</th> <th>dB</th> <th>dBuV</th> <th>dB/m</th> <th>dB</th> <th>dB</th> <th>cm</th> <th>deg</th> </tr> </thead> <tbody> <tr> <td>1</td> <td>2462.00</td> <td>104.79</td> <td>-----</td> <td>-----</td> <td>89.45</td> <td>32.09</td> <td>7.96</td> <td>30.71</td> <td>6.00</td> <td>200</td> <td>135</td> <td>AVERAGE</td> </tr> </tbody> </table>		Limit	Read	Ant	Cable	Preamp	Aux	APos	TPos	Remark	Freq	Level	Line Margin	Level Factor	Loss Factor	Factor	Factor	Factor		MHz	dBuV/m	dBuV/m	dB	dBuV	dB/m	dB	dB	cm	deg	1	2462.00	104.79	-----	-----	89.45	32.09	7.96	30.71	6.00	200	135	AVERAGE
Limit	Read	Ant	Cable	Preamp	Aux	APos	TPos	Remark																																		
Freq	Level	Line Margin	Level Factor	Loss Factor	Factor	Factor	Factor																																			
MHz	dBuV/m	dBuV/m	dB	dBuV	dB/m	dB	dB	cm	deg																																	
1	2462.00	104.79	-----	-----	89.45	32.09	7.96	30.71	6.00	200	135	AVERAGE																														

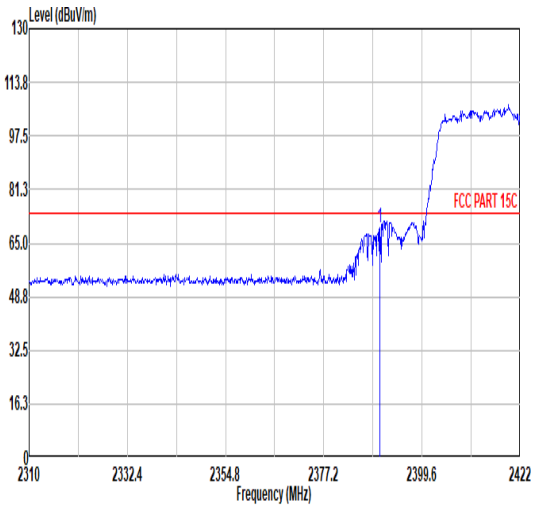
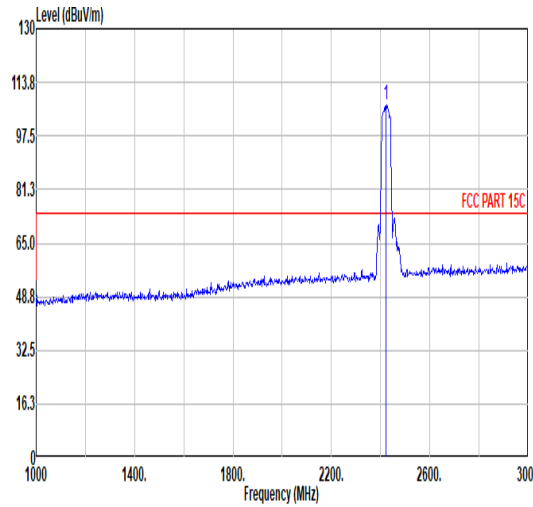
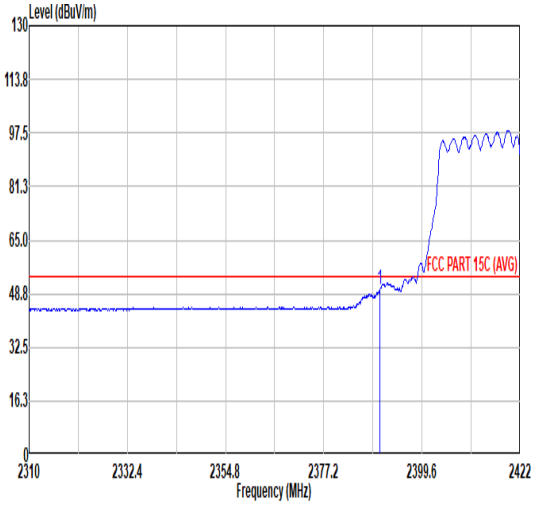
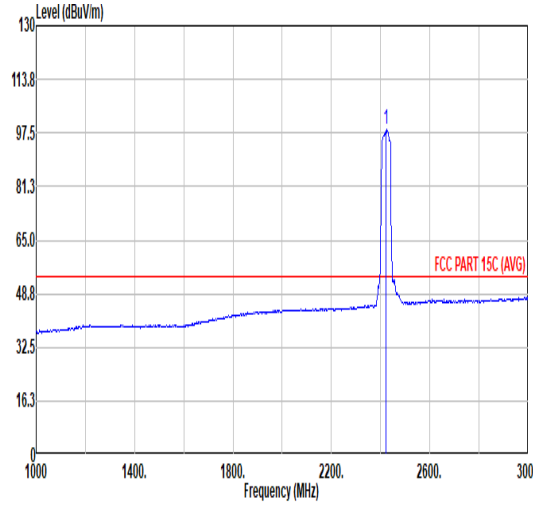


		24																																																																																		
Mode	Band Edge																																																																																			
	2400-2483.5_802.11n_HT20_CH11_2462MHz																																																																																			
ANT	ANT.4B + ANT.5B																																																																																			
Pol.	Vertical	Fundamental																																																																																		
Peak	 <p>Level (dBuV/m)</p> <p>130 113.8 97.5 81.3 65.0 48.8 32.5 16.3 0</p> <p>2462 2469.6 2477.2 2484.8 2492.4 2500</p> <p>Frequency (MHz)</p> <p style="text-align: right;">FCC PART 15C</p> <table border="1"> <thead> <tr> <th>Limit</th> <th>Read</th> <th>Ant</th> <th>Cable</th> <th>Preamp</th> <th>Aux</th> <th>APos</th> <th>TPos</th> <th>Remark</th> </tr> <tr> <th>Freq</th> <th>Level</th> <th>Line Margin</th> <th>Level Factor</th> <th>Loss Factor</th> <th>Factor</th> <th>Factor</th> <th>Factor</th> <th></th> </tr> <tr> <th>MHz</th> <th>dBuV/m</th> <th>dBuV/m</th> <th>dB</th> <th>dBuV</th> <th>dB/m</th> <th>dB</th> <th>dB</th> <th>cm</th> <th>deg</th> </tr> </thead> <tbody> <tr> <td>1</td> <td>2484.12</td> <td>62.30</td> <td>74.00</td> <td>-11.70</td> <td>46.82</td> <td>32.13</td> <td>7.99</td> <td>30.64</td> <td>6.00</td> <td>100</td> <td>129</td> <td>PEAK</td> </tr> </tbody> </table>	Limit	Read	Ant	Cable	Preamp	Aux	APos	TPos	Remark	Freq	Level	Line Margin	Level Factor	Loss Factor	Factor	Factor	Factor		MHz	dBuV/m	dBuV/m	dB	dBuV	dB/m	dB	dB	cm	deg	1	2484.12	62.30	74.00	-11.70	46.82	32.13	7.99	30.64	6.00	100	129	PEAK	 <p>Level (dBuV/m)</p> <p>130 113.8 97.5 81.3 65.0 48.8 32.5 16.3 0</p> <p>1000 1400 1800 2200 2600 3000</p> <p>Frequency (MHz)</p> <p style="text-align: right;">FCC PART 15C</p> <table border="1"> <thead> <tr> <th>Limit</th> <th>Read</th> <th>Ant</th> <th>Cable</th> <th>Preamp</th> <th>Aux</th> <th>APos</th> <th>TPos</th> <th>Remark</th> </tr> <tr> <th>Freq</th> <th>Level</th> <th>Line Margin</th> <th>Level Factor</th> <th>Loss Factor</th> <th>Factor</th> <th>Factor</th> <th>Factor</th> <th></th> </tr> <tr> <th>MHz</th> <th>dBuV/m</th> <th>dBuV/m</th> <th>dB</th> <th>dBuV</th> <th>dB/m</th> <th>dB</th> <th>dB</th> <th>cm</th> <th>deg</th> </tr> </thead> <tbody> <tr> <td>1</td> <td>2462.00</td> <td>101.62</td> <td>-----</td> <td>-----</td> <td>86.25</td> <td>32.10</td> <td>7.97</td> <td>30.70</td> <td>6.00</td> <td>100</td> <td>129</td> <td>PEAK</td> </tr> </tbody> </table>	Limit	Read	Ant	Cable	Preamp	Aux	APos	TPos	Remark	Freq	Level	Line Margin	Level Factor	Loss Factor	Factor	Factor	Factor		MHz	dBuV/m	dBuV/m	dB	dBuV	dB/m	dB	dB	cm	deg	1	2462.00	101.62	-----	-----	86.25	32.10	7.97	30.70	6.00	100	129	PEAK
	Limit	Read	Ant	Cable	Preamp	Aux	APos	TPos	Remark																																																																											
Freq	Level	Line Margin	Level Factor	Loss Factor	Factor	Factor	Factor																																																																													
MHz	dBuV/m	dBuV/m	dB	dBuV	dB/m	dB	dB	cm	deg																																																																											
1	2484.12	62.30	74.00	-11.70	46.82	32.13	7.99	30.64	6.00	100	129	PEAK																																																																								
Limit	Read	Ant	Cable	Preamp	Aux	APos	TPos	Remark																																																																												
Freq	Level	Line Margin	Level Factor	Loss Factor	Factor	Factor	Factor																																																																													
MHz	dBuV/m	dBuV/m	dB	dBuV	dB/m	dB	dB	cm	deg																																																																											
1	2462.00	101.62	-----	-----	86.25	32.10	7.97	30.70	6.00	100	129	PEAK																																																																								
Avg	 <p>Level (dBuV/m)</p> <p>130 113.8 97.5 81.3 65.0 48.8 32.5 16.3 0</p> <p>2462 2469.6 2477.2 2484.8 2492.4 2500</p> <p>Frequency (MHz)</p> <p style="text-align: right;">FCC PART 15C (AVG)</p> <table border="1"> <thead> <tr> <th>Limit</th> <th>Read</th> <th>Ant</th> <th>Cable</th> <th>Preamp</th> <th>Aux</th> <th>APos</th> <th>TPos</th> <th>Remark</th> </tr> <tr> <th>Freq</th> <th>Level</th> <th>Line Margin</th> <th>Level Factor</th> <th>Loss Factor</th> <th>Factor</th> <th>Factor</th> <th>Factor</th> <th></th> </tr> <tr> <th>MHz</th> <th>dBuV/m</th> <th>dBuV/m</th> <th>dB</th> <th>dBuV</th> <th>dB/m</th> <th>dB</th> <th>dB</th> <th>cm</th> <th>deg</th> </tr> </thead> <tbody> <tr> <td>1</td> <td>2483.51</td> <td>46.16</td> <td>54.00</td> <td>-7.84</td> <td>30.69</td> <td>32.13</td> <td>7.99</td> <td>30.65</td> <td>6.00</td> <td>100</td> <td>129</td> <td>AVERAGE</td> </tr> </tbody> </table>	Limit	Read	Ant	Cable	Preamp	Aux	APos	TPos	Remark	Freq	Level	Line Margin	Level Factor	Loss Factor	Factor	Factor	Factor		MHz	dBuV/m	dBuV/m	dB	dBuV	dB/m	dB	dB	cm	deg	1	2483.51	46.16	54.00	-7.84	30.69	32.13	7.99	30.65	6.00	100	129	AVERAGE	 <p>Level (dBuV/m)</p> <p>130 113.8 97.5 81.3 65.0 48.8 32.5 16.3 0</p> <p>1000 1400 1800 2200 2600 3000</p> <p>Frequency (MHz)</p> <p style="text-align: right;">FCC PART 15C (AVG)</p> <table border="1"> <thead> <tr> <th>Limit</th> <th>Read</th> <th>Ant</th> <th>Cable</th> <th>Preamp</th> <th>Aux</th> <th>APos</th> <th>TPos</th> <th>Remark</th> </tr> <tr> <th>Freq</th> <th>Level</th> <th>Line Margin</th> <th>Level Factor</th> <th>Loss Factor</th> <th>Factor</th> <th>Factor</th> <th>Factor</th> <th></th> </tr> <tr> <th>MHz</th> <th>dBuV/m</th> <th>dBuV/m</th> <th>dB</th> <th>dBuV</th> <th>dB/m</th> <th>dB</th> <th>dB</th> <th>cm</th> <th>deg</th> </tr> </thead> <tbody> <tr> <td>1</td> <td>2462.00</td> <td>93.43</td> <td>-----</td> <td>-----</td> <td>78.06</td> <td>32.10</td> <td>7.97</td> <td>30.70</td> <td>6.00</td> <td>100</td> <td>129</td> <td>AVERAGE</td> </tr> </tbody> </table>	Limit	Read	Ant	Cable	Preamp	Aux	APos	TPos	Remark	Freq	Level	Line Margin	Level Factor	Loss Factor	Factor	Factor	Factor		MHz	dBuV/m	dBuV/m	dB	dBuV	dB/m	dB	dB	cm	deg	1	2462.00	93.43	-----	-----	78.06	32.10	7.97	30.70	6.00	100	129	AVERAGE
	Limit	Read	Ant	Cable	Preamp	Aux	APos	TPos	Remark																																																																											
Freq	Level	Line Margin	Level Factor	Loss Factor	Factor	Factor	Factor																																																																													
MHz	dBuV/m	dBuV/m	dB	dBuV	dB/m	dB	dB	cm	deg																																																																											
1	2483.51	46.16	54.00	-7.84	30.69	32.13	7.99	30.65	6.00	100	129	AVERAGE																																																																								
Limit	Read	Ant	Cable	Preamp	Aux	APos	TPos	Remark																																																																												
Freq	Level	Line Margin	Level Factor	Loss Factor	Factor	Factor	Factor																																																																													
MHz	dBuV/m	dBuV/m	dB	dBuV	dB/m	dB	dB	cm	deg																																																																											
1	2462.00	93.43	-----	-----	78.06	32.10	7.97	30.70	6.00	100	129	AVERAGE																																																																								



Mode	24																																																																																																																										
	Harmonic																																																																																																																										
	2400-2483.5_802.11n HT20_CH11_2462MHz																																																																																																																										
ANT	ANT.4B + ANT.5B																																																																																																																										
Pol.	Horizontal	Vertical																																																																																																																									
Peak Avg	<table border="1"> <thead> <tr> <th>Limit</th> <th>Read</th> <th>Ant</th> <th>Cable</th> <th>Preamp</th> <th>Aux</th> <th>APos</th> <th>TPos</th> <th>Remark</th> </tr> <tr> <th>Freq</th> <th>Level</th> <th>Line Margin</th> <th>Level</th> <th>Factor</th> <th>Loss Factor</th> <th>Factor</th> <th></th> <th></th> </tr> <tr> <th>MHz</th> <th>dBuV/m</th> <th>dBuV/m</th> <th>dB</th> <th>dBuV</th> <th>dB/m</th> <th>dB</th> <th>dB</th> <th>cm</th> <th>deg</th> </tr> </thead> <tbody> <tr> <td>1</td> <td>4924.00</td> <td>46.52</td> <td>74.00</td> <td>-27.48</td> <td>65.36</td> <td>34.73</td> <td>11.87</td> <td>65.44</td> <td>0.00</td> <td>100</td> <td>360</td> <td>PEAK</td> </tr> <tr> <td>2</td> <td>7386.00</td> <td>51.09</td> <td>74.00</td> <td>-22.91</td> <td>65.72</td> <td>36.58</td> <td>14.08</td> <td>65.29</td> <td>0.00</td> <td>100</td> <td>360</td> <td>PEAK</td> </tr> <tr> <td>3</td> <td>7386.00</td> <td>37.60</td> <td>54.00</td> <td>-16.40</td> <td>52.23</td> <td>36.58</td> <td>14.08</td> <td>65.29</td> <td>0.00</td> <td>100</td> <td>360</td> <td>AVERAGE</td> </tr> </tbody> </table>	Limit	Read	Ant	Cable	Preamp	Aux	APos	TPos	Remark	Freq	Level	Line Margin	Level	Factor	Loss Factor	Factor			MHz	dBuV/m	dBuV/m	dB	dBuV	dB/m	dB	dB	cm	deg	1	4924.00	46.52	74.00	-27.48	65.36	34.73	11.87	65.44	0.00	100	360	PEAK	2	7386.00	51.09	74.00	-22.91	65.72	36.58	14.08	65.29	0.00	100	360	PEAK	3	7386.00	37.60	54.00	-16.40	52.23	36.58	14.08	65.29	0.00	100	360	AVERAGE	<table border="1"> <thead> <tr> <th>Limit</th> <th>Read</th> <th>Ant</th> <th>Cable</th> <th>Preamp</th> <th>Aux</th> <th>APos</th> <th>TPos</th> <th>Remark</th> </tr> <tr> <th>Freq</th> <th>Level</th> <th>Line Margin</th> <th>Level</th> <th>Factor</th> <th>Loss Factor</th> <th>Factor</th> <th></th> <th></th> </tr> <tr> <th>MHz</th> <th>dBuV/m</th> <th>dBuV/m</th> <th>dB</th> <th>dBuV</th> <th>dB/m</th> <th>dB</th> <th>dB</th> <th>cm</th> <th>deg</th> </tr> </thead> <tbody> <tr> <td>1</td> <td>4924.00</td> <td>41.27</td> <td>74.00</td> <td>-32.73</td> <td>60.11</td> <td>34.73</td> <td>11.87</td> <td>65.44</td> <td>0.00</td> <td>100</td> <td>0</td> <td>PEAK</td> </tr> <tr> <td>2</td> <td>7386.00</td> <td>43.63</td> <td>74.00</td> <td>-30.37</td> <td>58.26</td> <td>36.58</td> <td>14.08</td> <td>65.29</td> <td>0.00</td> <td>100</td> <td>0</td> <td>PEAK</td> </tr> </tbody> </table>	Limit	Read	Ant	Cable	Preamp	Aux	APos	TPos	Remark	Freq	Level	Line Margin	Level	Factor	Loss Factor	Factor			MHz	dBuV/m	dBuV/m	dB	dBuV	dB/m	dB	dB	cm	deg	1	4924.00	41.27	74.00	-32.73	60.11	34.73	11.87	65.44	0.00	100	0	PEAK	2	7386.00	43.63	74.00	-30.37	58.26	36.58	14.08	65.29	0.00	100	0	PEAK
	Limit	Read	Ant	Cable	Preamp	Aux	APos	TPos	Remark																																																																																																																		
Freq	Level	Line Margin	Level	Factor	Loss Factor	Factor																																																																																																																					
MHz	dBuV/m	dBuV/m	dB	dBuV	dB/m	dB	dB	cm	deg																																																																																																																		
1	4924.00	46.52	74.00	-27.48	65.36	34.73	11.87	65.44	0.00	100	360	PEAK																																																																																																															
2	7386.00	51.09	74.00	-22.91	65.72	36.58	14.08	65.29	0.00	100	360	PEAK																																																																																																															
3	7386.00	37.60	54.00	-16.40	52.23	36.58	14.08	65.29	0.00	100	360	AVERAGE																																																																																																															
Limit	Read	Ant	Cable	Preamp	Aux	APos	TPos	Remark																																																																																																																			
Freq	Level	Line Margin	Level	Factor	Loss Factor	Factor																																																																																																																					
MHz	dBuV/m	dBuV/m	dB	dBuV	dB/m	dB	dB	cm	deg																																																																																																																		
1	4924.00	41.27	74.00	-32.73	60.11	34.73	11.87	65.44	0.00	100	0	PEAK																																																																																																															
2	7386.00	43.63	74.00	-30.37	58.26	36.58	14.08	65.29	0.00	100	0	PEAK																																																																																																															

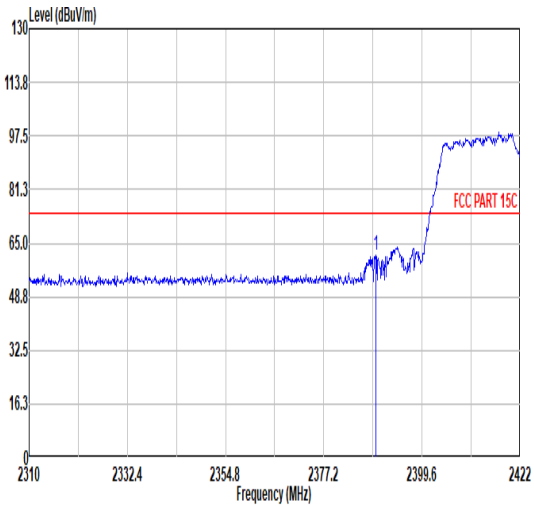
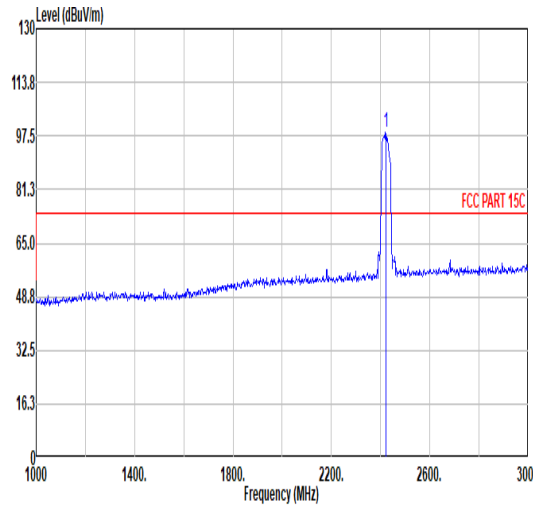
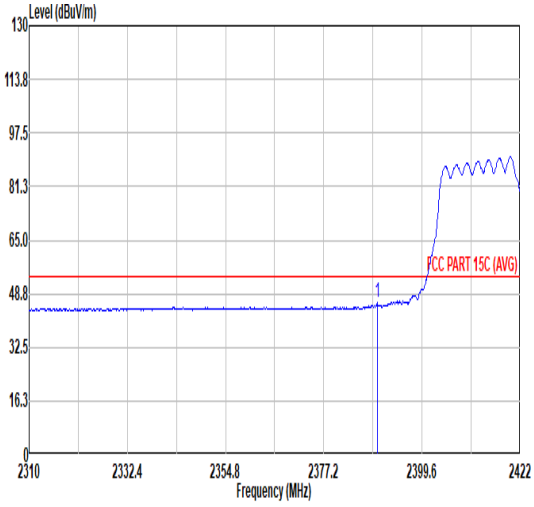
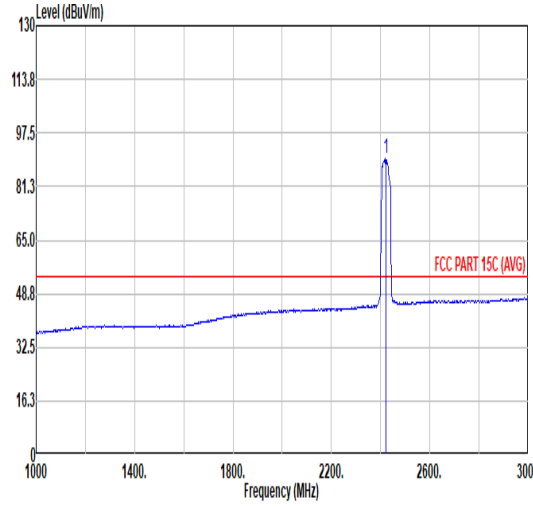


		25																																																																																		
Mode	Band Edge - L																																																																																			
	2400-2483.5_802.11n_HT40_CH03_2422MHz																																																																																			
ANT	ANT.4B + ANT.5B																																																																																			
Pol.	Horizontal	Fundamental																																																																																		
Peak	 <table border="1" data-bbox="263 1108 774 1243"> <thead> <tr> <th>Limit</th> <th>Read</th> <th>Ant</th> <th>Cable</th> <th>Preamp</th> <th>Aux</th> <th>APos</th> <th>TPos</th> <th>Remark</th> </tr> <tr> <th>Freq</th> <th>Level</th> <th>Line Margin</th> <th>Level Factor</th> <th>Loss Factor</th> <th>Factor</th> <th></th> <th></th> <th></th> </tr> <tr> <th>MHz</th> <th>dBuV/m</th> <th>dBuV/m</th> <th>dB</th> <th>dBuV</th> <th>dB/m</th> <th>dB</th> <th>dB</th> <th>cm</th> <th>deg</th> </tr> </thead> <tbody> <tr> <td>1</td> <td>2389.97</td> <td>69.85</td> <td>74.00</td> <td>-4.15</td> <td>54.89</td> <td>31.98</td> <td>7.87</td> <td>30.89</td> <td>6.00</td> <td>104</td> <td>58</td> <td>PEAK</td> </tr> </tbody> </table>	Limit	Read	Ant	Cable	Preamp	Aux	APos	TPos	Remark	Freq	Level	Line Margin	Level Factor	Loss Factor	Factor				MHz	dBuV/m	dBuV/m	dB	dBuV	dB/m	dB	dB	cm	deg	1	2389.97	69.85	74.00	-4.15	54.89	31.98	7.87	30.89	6.00	104	58	PEAK	 <table border="1" data-bbox="901 1108 1412 1243"> <thead> <tr> <th>Limit</th> <th>Read</th> <th>Ant</th> <th>Cable</th> <th>Preamp</th> <th>Aux</th> <th>APos</th> <th>TPos</th> <th>Remark</th> </tr> <tr> <th>Freq</th> <th>Level</th> <th>Line Margin</th> <th>Level Factor</th> <th>Loss Factor</th> <th>Factor</th> <th></th> <th></th> <th></th> </tr> <tr> <th>MHz</th> <th>dBuV/m</th> <th>dBuV/m</th> <th>dB</th> <th>dBuV</th> <th>dB/m</th> <th>dB</th> <th>dB</th> <th>cm</th> <th>deg</th> </tr> </thead> <tbody> <tr> <td>1</td> <td>2422.00</td> <td>106.97</td> <td>-----</td> <td>-----</td> <td>91.62</td> <td>32.04</td> <td>7.92</td> <td>30.81</td> <td>6.00</td> <td>104</td> <td>58</td> <td>PEAK</td> </tr> </tbody> </table>	Limit	Read	Ant	Cable	Preamp	Aux	APos	TPos	Remark	Freq	Level	Line Margin	Level Factor	Loss Factor	Factor				MHz	dBuV/m	dBuV/m	dB	dBuV	dB/m	dB	dB	cm	deg	1	2422.00	106.97	-----	-----	91.62	32.04	7.92	30.81	6.00	104	58	PEAK
	Limit	Read	Ant	Cable	Preamp	Aux	APos	TPos	Remark																																																																											
Freq	Level	Line Margin	Level Factor	Loss Factor	Factor																																																																															
MHz	dBuV/m	dBuV/m	dB	dBuV	dB/m	dB	dB	cm	deg																																																																											
1	2389.97	69.85	74.00	-4.15	54.89	31.98	7.87	30.89	6.00	104	58	PEAK																																																																								
Limit	Read	Ant	Cable	Preamp	Aux	APos	TPos	Remark																																																																												
Freq	Level	Line Margin	Level Factor	Loss Factor	Factor																																																																															
MHz	dBuV/m	dBuV/m	dB	dBuV	dB/m	dB	dB	cm	deg																																																																											
1	2422.00	106.97	-----	-----	91.62	32.04	7.92	30.81	6.00	104	58	PEAK																																																																								
Avg	 <table border="1" data-bbox="263 1792 774 1926"> <thead> <tr> <th>Limit</th> <th>Read</th> <th>Ant</th> <th>Cable</th> <th>Preamp</th> <th>Aux</th> <th>APos</th> <th>TPos</th> <th>Remark</th> </tr> <tr> <th>Freq</th> <th>Level</th> <th>Line Margin</th> <th>Level Factor</th> <th>Loss Factor</th> <th>Factor</th> <th></th> <th></th> <th></th> </tr> <tr> <th>MHz</th> <th>dBuV/m</th> <th>dBuV/m</th> <th>dB</th> <th>dBuV</th> <th>dB/m</th> <th>dB</th> <th>dB</th> <th>cm</th> <th>deg</th> </tr> </thead> <tbody> <tr> <td>1</td> <td>2389.97</td> <td>49.87</td> <td>54.00</td> <td>-4.13</td> <td>34.91</td> <td>31.98</td> <td>7.87</td> <td>30.89</td> <td>6.00</td> <td>104</td> <td>58</td> <td>AVERAGE</td> </tr> </tbody> </table>	Limit	Read	Ant	Cable	Preamp	Aux	APos	TPos	Remark	Freq	Level	Line Margin	Level Factor	Loss Factor	Factor				MHz	dBuV/m	dBuV/m	dB	dBuV	dB/m	dB	dB	cm	deg	1	2389.97	49.87	54.00	-4.13	34.91	31.98	7.87	30.89	6.00	104	58	AVERAGE	 <table border="1" data-bbox="901 1792 1412 1926"> <thead> <tr> <th>Limit</th> <th>Read</th> <th>Ant</th> <th>Cable</th> <th>Preamp</th> <th>Aux</th> <th>APos</th> <th>TPos</th> <th>Remark</th> </tr> <tr> <th>Freq</th> <th>Level</th> <th>Line Margin</th> <th>Level Factor</th> <th>Loss Factor</th> <th>Factor</th> <th></th> <th></th> <th></th> </tr> <tr> <th>MHz</th> <th>dBuV/m</th> <th>dBuV/m</th> <th>dB</th> <th>dBuV</th> <th>dB/m</th> <th>dB</th> <th>dB</th> <th>cm</th> <th>deg</th> </tr> </thead> <tbody> <tr> <td>1</td> <td>2422.00</td> <td>98.73</td> <td>-----</td> <td>-----</td> <td>83.58</td> <td>32.04</td> <td>7.92</td> <td>30.81</td> <td>6.00</td> <td>104</td> <td>58</td> <td>AVERAGE</td> </tr> </tbody> </table>	Limit	Read	Ant	Cable	Preamp	Aux	APos	TPos	Remark	Freq	Level	Line Margin	Level Factor	Loss Factor	Factor				MHz	dBuV/m	dBuV/m	dB	dBuV	dB/m	dB	dB	cm	deg	1	2422.00	98.73	-----	-----	83.58	32.04	7.92	30.81	6.00	104	58	AVERAGE
	Limit	Read	Ant	Cable	Preamp	Aux	APos	TPos	Remark																																																																											
Freq	Level	Line Margin	Level Factor	Loss Factor	Factor																																																																															
MHz	dBuV/m	dBuV/m	dB	dBuV	dB/m	dB	dB	cm	deg																																																																											
1	2389.97	49.87	54.00	-4.13	34.91	31.98	7.87	30.89	6.00	104	58	AVERAGE																																																																								
Limit	Read	Ant	Cable	Preamp	Aux	APos	TPos	Remark																																																																												
Freq	Level	Line Margin	Level Factor	Loss Factor	Factor																																																																															
MHz	dBuV/m	dBuV/m	dB	dBuV	dB/m	dB	dB	cm	deg																																																																											
1	2422.00	98.73	-----	-----	83.58	32.04	7.92	30.81	6.00	104	58	AVERAGE																																																																								



	25																																									
Mode	Band Edge - R																																									
	2400-2483.5_802.11n HT40_CH03_2422MHz																																									
ANT	ANT.4B + ANT.5B																																									
Pol.	Horizontal	Fundamental																																								
Peak	<table border="1"> <thead> <tr> <th>Limit</th> <th>Read</th> <th>Ant</th> <th>Cable</th> <th>Preamp</th> <th>Aux</th> <th>APos</th> <th>TPos</th> <th>Remark</th> </tr> <tr> <th>Freq</th> <th>Level</th> <th>Line</th> <th>Margin</th> <th>Level</th> <th>Factor</th> <th>Loss</th> <th>Factor</th> <th>Factor</th> </tr> <tr> <th>MHz</th> <th>dBuV/m</th> <th>dBuV/m</th> <th>dB</th> <th>dBuV</th> <th>dB/m</th> <th>dB</th> <th>dB</th> <th>dB</th> </tr> </thead> <tbody> <tr> <td>1</td> <td>2486.19</td> <td>58.56</td> <td>74.00</td> <td>-15.44</td> <td>43.08</td> <td>32.13</td> <td>7.99</td> <td>30.64</td> <td>6.00</td> <td>104</td> <td>58</td> <td>PEAK</td> </tr> </tbody> </table>	Limit	Read	Ant	Cable	Preamp	Aux	APos	TPos	Remark	Freq	Level	Line	Margin	Level	Factor	Loss	Factor	Factor	MHz	dBuV/m	dBuV/m	dB	dBuV	dB/m	dB	dB	dB	1	2486.19	58.56	74.00	-15.44	43.08	32.13	7.99	30.64	6.00	104	58	PEAK	Blank
	Limit	Read	Ant	Cable	Preamp	Aux	APos	TPos	Remark																																	
Freq	Level	Line	Margin	Level	Factor	Loss	Factor	Factor																																		
MHz	dBuV/m	dBuV/m	dB	dBuV	dB/m	dB	dB	dB																																		
1	2486.19	58.56	74.00	-15.44	43.08	32.13	7.99	30.64	6.00	104	58	PEAK																														
Avg	<table border="1"> <thead> <tr> <th>Limit</th> <th>Read</th> <th>Ant</th> <th>Cable</th> <th>Preamp</th> <th>Aux</th> <th>APos</th> <th>TPos</th> <th>Remark</th> </tr> <tr> <th>Freq</th> <th>Level</th> <th>Line</th> <th>Margin</th> <th>Level</th> <th>Factor</th> <th>Loss</th> <th>Factor</th> <th>Factor</th> </tr> <tr> <th>MHz</th> <th>dBuV/m</th> <th>dBuV/m</th> <th>dB</th> <th>dBuV</th> <th>dB/m</th> <th>dB</th> <th>dB</th> <th>dB</th> </tr> </thead> <tbody> <tr> <td>1</td> <td>2483.62</td> <td>46.11</td> <td>54.00</td> <td>-7.89</td> <td>30.64</td> <td>32.13</td> <td>7.99</td> <td>30.65</td> <td>6.00</td> <td>104</td> <td>58</td> <td>AVERAGE</td> </tr> </tbody> </table>	Limit	Read	Ant	Cable	Preamp	Aux	APos	TPos	Remark	Freq	Level	Line	Margin	Level	Factor	Loss	Factor	Factor	MHz	dBuV/m	dBuV/m	dB	dBuV	dB/m	dB	dB	dB	1	2483.62	46.11	54.00	-7.89	30.64	32.13	7.99	30.65	6.00	104	58	AVERAGE	Blank
	Limit	Read	Ant	Cable	Preamp	Aux	APos	TPos	Remark																																	
Freq	Level	Line	Margin	Level	Factor	Loss	Factor	Factor																																		
MHz	dBuV/m	dBuV/m	dB	dBuV	dB/m	dB	dB	dB																																		
1	2483.62	46.11	54.00	-7.89	30.64	32.13	7.99	30.65	6.00	104	58	AVERAGE																														



		25																																																																																		
Mode	Band Edge - L																																																																																			
	2400-2483.5_802.11n_HT40_CH03_2422MHz																																																																																			
ANT	ANT.4B + ANT.5B																																																																																			
Pol.	Vertical	Fundamental																																																																																		
Peak	 <table border="1" data-bbox="263 1108 798 1243"> <thead> <tr> <th>Limit</th> <th>Read</th> <th>Ant</th> <th>Cable</th> <th>Preamp</th> <th>Aux</th> <th>APos</th> <th>TPos</th> <th>Remark</th> </tr> <tr> <th>Freq</th> <th>Level</th> <th>Line Margin</th> <th>Level Factor</th> <th>Loss Factor</th> <th>Factor</th> <th></th> <th></th> <th></th> </tr> <tr> <th>MHz</th> <th>dBuV/m</th> <th>dBuV/m</th> <th>dB</th> <th>dBuV</th> <th>dB/m</th> <th>dB</th> <th>dB</th> <th>cm</th> <th>deg</th> </tr> </thead> <tbody> <tr> <td>1</td> <td>2389.07</td> <td>61.27</td> <td>74.00</td> <td>-12.73</td> <td>46.31</td> <td>31.98</td> <td>7.87</td> <td>30.89</td> <td>6.00</td> <td>106</td> <td>133</td> <td>PEAK</td> </tr> </tbody> </table>	Limit	Read	Ant	Cable	Preamp	Aux	APos	TPos	Remark	Freq	Level	Line Margin	Level Factor	Loss Factor	Factor				MHz	dBuV/m	dBuV/m	dB	dBuV	dB/m	dB	dB	cm	deg	1	2389.07	61.27	74.00	-12.73	46.31	31.98	7.87	30.89	6.00	106	133	PEAK	 <table border="1" data-bbox="901 1108 1436 1243"> <thead> <tr> <th>Limit</th> <th>Read</th> <th>Ant</th> <th>Cable</th> <th>Preamp</th> <th>Aux</th> <th>APos</th> <th>TPos</th> <th>Remark</th> </tr> <tr> <th>Freq</th> <th>Level</th> <th>Line Margin</th> <th>Level Factor</th> <th>Loss Factor</th> <th>Factor</th> <th></th> <th></th> <th></th> </tr> <tr> <th>MHz</th> <th>dBuV/m</th> <th>dBuV/m</th> <th>dB</th> <th>dBuV</th> <th>dB/m</th> <th>dB</th> <th>dB</th> <th>cm</th> <th>deg</th> </tr> </thead> <tbody> <tr> <td>1</td> <td>2422.00</td> <td>98.49</td> <td>-----</td> <td>-----</td> <td>83.37</td> <td>32.83</td> <td>7.91</td> <td>30.82</td> <td>6.00</td> <td>106</td> <td>133</td> <td>PEAK</td> </tr> </tbody> </table>	Limit	Read	Ant	Cable	Preamp	Aux	APos	TPos	Remark	Freq	Level	Line Margin	Level Factor	Loss Factor	Factor				MHz	dBuV/m	dBuV/m	dB	dBuV	dB/m	dB	dB	cm	deg	1	2422.00	98.49	-----	-----	83.37	32.83	7.91	30.82	6.00	106	133	PEAK
	Limit	Read	Ant	Cable	Preamp	Aux	APos	TPos	Remark																																																																											
Freq	Level	Line Margin	Level Factor	Loss Factor	Factor																																																																															
MHz	dBuV/m	dBuV/m	dB	dBuV	dB/m	dB	dB	cm	deg																																																																											
1	2389.07	61.27	74.00	-12.73	46.31	31.98	7.87	30.89	6.00	106	133	PEAK																																																																								
Limit	Read	Ant	Cable	Preamp	Aux	APos	TPos	Remark																																																																												
Freq	Level	Line Margin	Level Factor	Loss Factor	Factor																																																																															
MHz	dBuV/m	dBuV/m	dB	dBuV	dB/m	dB	dB	cm	deg																																																																											
1	2422.00	98.49	-----	-----	83.37	32.83	7.91	30.82	6.00	106	133	PEAK																																																																								
Avg	 <table border="1" data-bbox="263 1792 798 1926"> <thead> <tr> <th>Limit</th> <th>Read</th> <th>Ant</th> <th>Cable</th> <th>Preamp</th> <th>Aux</th> <th>APos</th> <th>TPos</th> <th>Remark</th> </tr> <tr> <th>Freq</th> <th>Level</th> <th>Line Margin</th> <th>Level Factor</th> <th>Loss Factor</th> <th>Factor</th> <th></th> <th></th> <th></th> </tr> <tr> <th>MHz</th> <th>dBuV/m</th> <th>dBuV/m</th> <th>dB</th> <th>dBuV</th> <th>dB/m</th> <th>dB</th> <th>dB</th> <th>cm</th> <th>deg</th> </tr> </thead> <tbody> <tr> <td>1</td> <td>2389.41</td> <td>46.00</td> <td>54.00</td> <td>-8.00</td> <td>31.04</td> <td>31.98</td> <td>7.87</td> <td>30.89</td> <td>6.00</td> <td>106</td> <td>133</td> <td>AVERAGE</td> </tr> </tbody> </table>	Limit	Read	Ant	Cable	Preamp	Aux	APos	TPos	Remark	Freq	Level	Line Margin	Level Factor	Loss Factor	Factor				MHz	dBuV/m	dBuV/m	dB	dBuV	dB/m	dB	dB	cm	deg	1	2389.41	46.00	54.00	-8.00	31.04	31.98	7.87	30.89	6.00	106	133	AVERAGE	 <table border="1" data-bbox="901 1792 1436 1926"> <thead> <tr> <th>Limit</th> <th>Read</th> <th>Ant</th> <th>Cable</th> <th>Preamp</th> <th>Aux</th> <th>APos</th> <th>TPos</th> <th>Remark</th> </tr> <tr> <th>Freq</th> <th>Level</th> <th>Line Margin</th> <th>Level Factor</th> <th>Loss Factor</th> <th>Factor</th> <th></th> <th></th> <th></th> </tr> <tr> <th>MHz</th> <th>dBuV/m</th> <th>dBuV/m</th> <th>dB</th> <th>dBuV</th> <th>dB/m</th> <th>dB</th> <th>dB</th> <th>cm</th> <th>deg</th> </tr> </thead> <tbody> <tr> <td>1</td> <td>2422.00</td> <td>89.99</td> <td>-----</td> <td>-----</td> <td>74.87</td> <td>32.83</td> <td>7.91</td> <td>30.82</td> <td>6.00</td> <td>106</td> <td>133</td> <td>AVERAGE</td> </tr> </tbody> </table>	Limit	Read	Ant	Cable	Preamp	Aux	APos	TPos	Remark	Freq	Level	Line Margin	Level Factor	Loss Factor	Factor				MHz	dBuV/m	dBuV/m	dB	dBuV	dB/m	dB	dB	cm	deg	1	2422.00	89.99	-----	-----	74.87	32.83	7.91	30.82	6.00	106	133	AVERAGE
	Limit	Read	Ant	Cable	Preamp	Aux	APos	TPos	Remark																																																																											
Freq	Level	Line Margin	Level Factor	Loss Factor	Factor																																																																															
MHz	dBuV/m	dBuV/m	dB	dBuV	dB/m	dB	dB	cm	deg																																																																											
1	2389.41	46.00	54.00	-8.00	31.04	31.98	7.87	30.89	6.00	106	133	AVERAGE																																																																								
Limit	Read	Ant	Cable	Preamp	Aux	APos	TPos	Remark																																																																												
Freq	Level	Line Margin	Level Factor	Loss Factor	Factor																																																																															
MHz	dBuV/m	dBuV/m	dB	dBuV	dB/m	dB	dB	cm	deg																																																																											
1	2422.00	89.99	-----	-----	74.87	32.83	7.91	30.82	6.00	106	133	AVERAGE																																																																								



	25	
Mode	Band Edge - R	
	2400-2483.5_802.11n HT40_CH03_2422MHz	
ANT	ANT.4B + ANT.5B	
Pol.	Vertical	Fundamental
Peak		
	Blank	
Avg		
	Blank	



Mode	25																																																																																																											
	Harmonic																																																																																																											
	2400-2483.5_802.11n_HT40_CH03_2422MHz																																																																																																											
ANT	ANT.4B + ANT.5B																																																																																																											
Pol.	Horizontal	Vertical																																																																																																										
Peak Avg	<table border="1"> <thead> <tr> <th>Limit</th> <th>Read</th> <th>Ant</th> <th>Cable</th> <th>Preamp</th> <th>Aux</th> <th>APos</th> <th>TPos</th> <th>Remark</th> </tr> <tr> <th>Freq</th> <th>Level</th> <th>Line Margin</th> <th>Level Factor</th> <th>Loss Factor</th> <th>Loss Factor</th> <th>Factor</th> <th>cm</th> <th>deg</th> </tr> <tr> <th>MHz</th> <th>dBuV/m</th> <th>dBuV/m</th> <th>dB</th> <th>dBuV</th> <th>dB/m</th> <th>dB</th> <th>dB</th> <th>dB</th> </tr> </thead> <tbody> <tr> <td>1</td> <td>4844.00</td> <td>42.09</td> <td>74.00</td> <td>-31.91</td> <td>60.95</td> <td>34.59</td> <td>11.98</td> <td>65.43</td> <td>0.00</td> <td>300</td> <td>0</td> <td>PEAK</td> </tr> <tr> <td>2</td> <td>7266.00</td> <td>45.41</td> <td>74.00</td> <td>-28.59</td> <td>60.89</td> <td>36.55</td> <td>13.99</td> <td>65.22</td> <td>0.00</td> <td>300</td> <td>0</td> <td>PEAK</td> </tr> </tbody> </table>	Limit	Read	Ant	Cable	Preamp	Aux	APos	TPos	Remark	Freq	Level	Line Margin	Level Factor	Loss Factor	Loss Factor	Factor	cm	deg	MHz	dBuV/m	dBuV/m	dB	dBuV	dB/m	dB	dB	dB	1	4844.00	42.09	74.00	-31.91	60.95	34.59	11.98	65.43	0.00	300	0	PEAK	2	7266.00	45.41	74.00	-28.59	60.89	36.55	13.99	65.22	0.00	300	0	PEAK	<table border="1"> <thead> <tr> <th>Limit</th> <th>Read</th> <th>Ant</th> <th>Cable</th> <th>Preamp</th> <th>Aux</th> <th>APos</th> <th>TPos</th> <th>Remark</th> </tr> <tr> <th>Freq</th> <th>Level</th> <th>Line Margin</th> <th>Level Factor</th> <th>Loss Factor</th> <th>Loss Factor</th> <th>Factor</th> <th>cm</th> <th>deg</th> </tr> <tr> <th>MHz</th> <th>dBuV/m</th> <th>dBuV/m</th> <th>dB</th> <th>dBuV</th> <th>dB/m</th> <th>dB</th> <th>dB</th> <th>dB</th> </tr> </thead> <tbody> <tr> <td>1</td> <td>4844.00</td> <td>41.67</td> <td>74.00</td> <td>-32.33</td> <td>60.53</td> <td>34.59</td> <td>11.98</td> <td>65.43</td> <td>0.00</td> <td>100</td> <td>0</td> <td>PEAK</td> </tr> <tr> <td>2</td> <td>7266.00</td> <td>43.08</td> <td>74.00</td> <td>-30.92</td> <td>57.76</td> <td>36.55</td> <td>13.99</td> <td>65.22</td> <td>0.00</td> <td>100</td> <td>0</td> <td>PEAK</td> </tr> </tbody> </table>	Limit	Read	Ant	Cable	Preamp	Aux	APos	TPos	Remark	Freq	Level	Line Margin	Level Factor	Loss Factor	Loss Factor	Factor	cm	deg	MHz	dBuV/m	dBuV/m	dB	dBuV	dB/m	dB	dB	dB	1	4844.00	41.67	74.00	-32.33	60.53	34.59	11.98	65.43	0.00	100	0	PEAK	2	7266.00	43.08	74.00	-30.92	57.76	36.55	13.99	65.22	0.00	100	0	PEAK
Limit	Read	Ant	Cable	Preamp	Aux	APos	TPos	Remark																																																																																																				
Freq	Level	Line Margin	Level Factor	Loss Factor	Loss Factor	Factor	cm	deg																																																																																																				
MHz	dBuV/m	dBuV/m	dB	dBuV	dB/m	dB	dB	dB																																																																																																				
1	4844.00	42.09	74.00	-31.91	60.95	34.59	11.98	65.43	0.00	300	0	PEAK																																																																																																
2	7266.00	45.41	74.00	-28.59	60.89	36.55	13.99	65.22	0.00	300	0	PEAK																																																																																																
Limit	Read	Ant	Cable	Preamp	Aux	APos	TPos	Remark																																																																																																				
Freq	Level	Line Margin	Level Factor	Loss Factor	Loss Factor	Factor	cm	deg																																																																																																				
MHz	dBuV/m	dBuV/m	dB	dBuV	dB/m	dB	dB	dB																																																																																																				
1	4844.00	41.67	74.00	-32.33	60.53	34.59	11.98	65.43	0.00	100	0	PEAK																																																																																																
2	7266.00	43.08	74.00	-30.92	57.76	36.55	13.99	65.22	0.00	100	0	PEAK																																																																																																

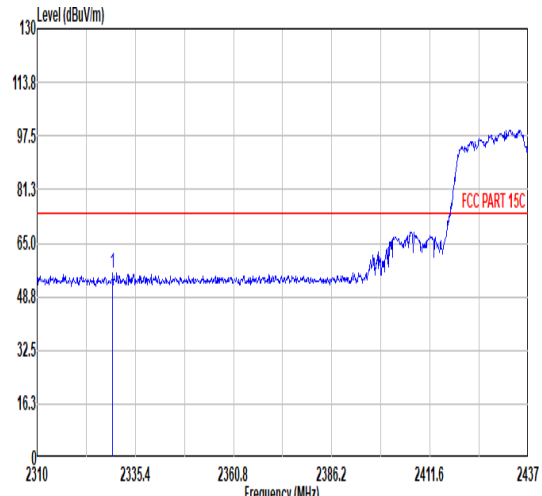
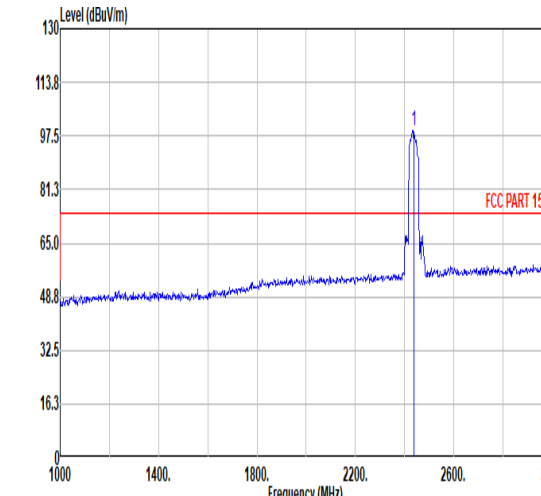
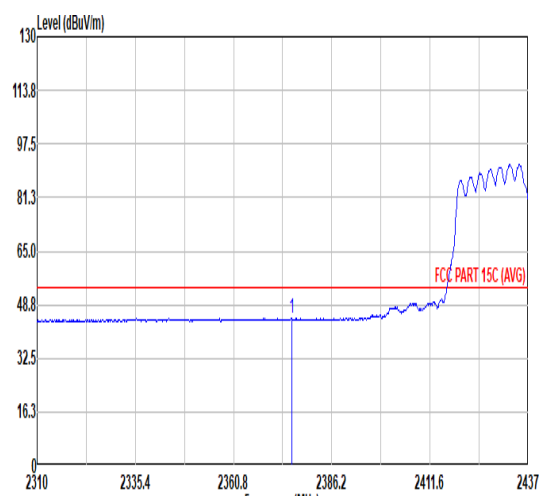
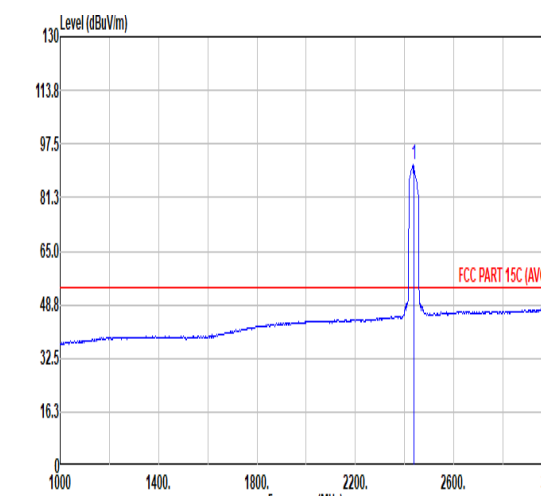


		26																																																																																			
Mode	Band Edge - L																																																																																				
	2400-2483.5_802.11n_HT40_CH06_2437MHz																																																																																				
ANT	ANT.4B + ANT.5B																																																																																				
Pol.	Horizontal	Fundamental																																																																																			
Peak	<table border="1"> <thead> <tr> <th>Limit</th> <th>Read</th> <th>Ant</th> <th>Cable</th> <th>Preamp</th> <th>Aux</th> <th>APos</th> <th>TPos</th> <th>Remark</th> </tr> <tr> <th>Freq</th> <th>Level</th> <th>Line Margin</th> <th>Level Factor</th> <th>Loss Factor</th> <th>Factor</th> <th></th> <th></th> <th></th> </tr> <tr> <th>MHz</th> <th>dBuV/m</th> <th>dBuV/m</th> <th>dB</th> <th>dBuV</th> <th>dB/m</th> <th>dB</th> <th>dB</th> <th>cm</th> <th>deg</th> </tr> </thead> <tbody> <tr> <td>1</td> <td>2389.63</td> <td>63.15</td> <td>74.00</td> <td>-10.85</td> <td>48.19</td> <td>31.98</td> <td>7.87</td> <td>30.89</td> <td>6.00</td> <td>277</td> <td>125</td> <td>PEAK</td> </tr> </tbody> </table>	Limit	Read	Ant	Cable	Preamp	Aux	APos	TPos	Remark	Freq	Level	Line Margin	Level Factor	Loss Factor	Factor				MHz	dBuV/m	dBuV/m	dB	dBuV	dB/m	dB	dB	cm	deg	1	2389.63	63.15	74.00	-10.85	48.19	31.98	7.87	30.89	6.00	277	125	PEAK	<table border="1"> <thead> <tr> <th>Limit</th> <th>Read</th> <th>Ant</th> <th>Cable</th> <th>Preamp</th> <th>Aux</th> <th>APos</th> <th>TPos</th> <th>Remark</th> </tr> <tr> <th>Freq</th> <th>Level</th> <th>Line Margin</th> <th>Level Factor</th> <th>Loss Factor</th> <th>Factor</th> <th></th> <th></th> <th></th> </tr> <tr> <th>MHz</th> <th>dBuV/m</th> <th>dBuV/m</th> <th>dB</th> <th>dBuV</th> <th>dB/m</th> <th>dB</th> <th>dB</th> <th>cm</th> <th>deg</th> </tr> </thead> <tbody> <tr> <td>1</td> <td>2437.00</td> <td>109.97</td> <td>-----</td> <td>-----</td> <td>94.74</td> <td>32.06</td> <td>7.94</td> <td>30.77</td> <td>6.00</td> <td>277</td> <td>125</td> <td>PEAK</td> </tr> </tbody> </table>		Limit	Read	Ant	Cable	Preamp	Aux	APos	TPos	Remark	Freq	Level	Line Margin	Level Factor	Loss Factor	Factor				MHz	dBuV/m	dBuV/m	dB	dBuV	dB/m	dB	dB	cm	deg	1	2437.00	109.97	-----	-----	94.74	32.06	7.94	30.77	6.00	277	125	PEAK
	Limit	Read	Ant	Cable	Preamp	Aux	APos	TPos	Remark																																																																												
Freq	Level	Line Margin	Level Factor	Loss Factor	Factor																																																																																
MHz	dBuV/m	dBuV/m	dB	dBuV	dB/m	dB	dB	cm	deg																																																																												
1	2389.63	63.15	74.00	-10.85	48.19	31.98	7.87	30.89	6.00	277	125	PEAK																																																																									
Limit	Read	Ant	Cable	Preamp	Aux	APos	TPos	Remark																																																																													
Freq	Level	Line Margin	Level Factor	Loss Factor	Factor																																																																																
MHz	dBuV/m	dBuV/m	dB	dBuV	dB/m	dB	dB	cm	deg																																																																												
1	2437.00	109.97	-----	-----	94.74	32.06	7.94	30.77	6.00	277	125	PEAK																																																																									
Avg	<table border="1"> <thead> <tr> <th>Limit</th> <th>Read</th> <th>Ant</th> <th>Cable</th> <th>Preamp</th> <th>Aux</th> <th>APos</th> <th>TPos</th> <th>Remark</th> </tr> <tr> <th>Freq</th> <th>Level</th> <th>Line Margin</th> <th>Level Factor</th> <th>Loss Factor</th> <th>Factor</th> <th></th> <th></th> <th></th> </tr> <tr> <th>MHz</th> <th>dBuV/m</th> <th>dBuV/m</th> <th>dB</th> <th>dBuV</th> <th>dB/m</th> <th>dB</th> <th>dB</th> <th>cm</th> <th>deg</th> </tr> </thead> <tbody> <tr> <td>1</td> <td>2389.50</td> <td>48.43</td> <td>54.00</td> <td>-5.57</td> <td>33.47</td> <td>31.98</td> <td>7.87</td> <td>30.89</td> <td>6.00</td> <td>277</td> <td>125</td> <td>AVERAGE</td> </tr> </tbody> </table>	Limit	Read	Ant	Cable	Preamp	Aux	APos	TPos	Remark	Freq	Level	Line Margin	Level Factor	Loss Factor	Factor				MHz	dBuV/m	dBuV/m	dB	dBuV	dB/m	dB	dB	cm	deg	1	2389.50	48.43	54.00	-5.57	33.47	31.98	7.87	30.89	6.00	277	125	AVERAGE	<table border="1"> <thead> <tr> <th>Limit</th> <th>Read</th> <th>Ant</th> <th>Cable</th> <th>Preamp</th> <th>Aux</th> <th>APos</th> <th>TPos</th> <th>Remark</th> </tr> <tr> <th>Freq</th> <th>Level</th> <th>Line Margin</th> <th>Level Factor</th> <th>Loss Factor</th> <th>Factor</th> <th></th> <th></th> <th></th> </tr> <tr> <th>MHz</th> <th>dBuV/m</th> <th>dBuV/m</th> <th>dB</th> <th>dBuV</th> <th>dB/m</th> <th>dB</th> <th>dB</th> <th>cm</th> <th>deg</th> </tr> </thead> <tbody> <tr> <td>1</td> <td>2437.00</td> <td>101.56</td> <td>-----</td> <td>-----</td> <td>86.33</td> <td>32.06</td> <td>7.94</td> <td>30.77</td> <td>6.00</td> <td>277</td> <td>125</td> <td>AVERAGE</td> </tr> </tbody> </table>		Limit	Read	Ant	Cable	Preamp	Aux	APos	TPos	Remark	Freq	Level	Line Margin	Level Factor	Loss Factor	Factor				MHz	dBuV/m	dBuV/m	dB	dBuV	dB/m	dB	dB	cm	deg	1	2437.00	101.56	-----	-----	86.33	32.06	7.94	30.77	6.00	277	125	AVERAGE
	Limit	Read	Ant	Cable	Preamp	Aux	APos	TPos	Remark																																																																												
Freq	Level	Line Margin	Level Factor	Loss Factor	Factor																																																																																
MHz	dBuV/m	dBuV/m	dB	dBuV	dB/m	dB	dB	cm	deg																																																																												
1	2389.50	48.43	54.00	-5.57	33.47	31.98	7.87	30.89	6.00	277	125	AVERAGE																																																																									
Limit	Read	Ant	Cable	Preamp	Aux	APos	TPos	Remark																																																																													
Freq	Level	Line Margin	Level Factor	Loss Factor	Factor																																																																																
MHz	dBuV/m	dBuV/m	dB	dBuV	dB/m	dB	dB	cm	deg																																																																												
1	2437.00	101.56	-----	-----	86.33	32.06	7.94	30.77	6.00	277	125	AVERAGE																																																																									



Mode	26																																																		
	Band Edge - R																																																		
	2400-2483.5_802.11n HT40_CH06_2437MHz																																																		
ANT	ANT.4B + ANT.5B																																																		
Pol.	Horizontal	Fundamental																																																	
Peak	<table border="1"> <thead> <tr> <th>Limit</th> <th>Read</th> <th>Ant</th> <th>Cable</th> <th>Preamp</th> <th>Aux</th> <th>APos</th> <th>TPos</th> <th>Remark</th> </tr> <tr> <th>Freq</th> <th>Level</th> <th>Line</th> <th>Margin</th> <th>Level</th> <th>Factor</th> <th>Loss</th> <th>Factor</th> <th>Factor</th> </tr> <tr> <th>MHz</th> <th>dBuV/m</th> <th>dBuV/m</th> <th>dB</th> <th>dBuV</th> <th>dB/m</th> <th>dB</th> <th>dB</th> <th>dB</th> </tr> <tr> <th></th> <th></th> <th></th> <th></th> <th></th> <th></th> <th></th> <th>cm</th> <th>deg</th> </tr> </thead> <tbody> <tr> <td>1</td> <td>2484.63</td> <td>68.11</td> <td>74.00</td> <td>-5.89</td> <td>52.63</td> <td>32.13</td> <td>7.99</td> <td>30.64</td> <td>6.00</td> <td>277</td> <td>125</td> <td>PEAK</td> </tr> </tbody> </table>	Limit	Read	Ant	Cable	Preamp	Aux	APos	TPos	Remark	Freq	Level	Line	Margin	Level	Factor	Loss	Factor	Factor	MHz	dBuV/m	dBuV/m	dB	dBuV	dB/m	dB	dB	dB								cm	deg	1	2484.63	68.11	74.00	-5.89	52.63	32.13	7.99	30.64	6.00	277	125	PEAK	Blank
	Limit	Read	Ant	Cable	Preamp	Aux	APos	TPos	Remark																																										
Freq	Level	Line	Margin	Level	Factor	Loss	Factor	Factor																																											
MHz	dBuV/m	dBuV/m	dB	dBuV	dB/m	dB	dB	dB																																											
							cm	deg																																											
1	2484.63	68.11	74.00	-5.89	52.63	32.13	7.99	30.64	6.00	277	125	PEAK																																							
Avg	<table border="1"> <thead> <tr> <th>Limit</th> <th>Read</th> <th>Ant</th> <th>Cable</th> <th>Preamp</th> <th>Aux</th> <th>APos</th> <th>TPos</th> <th>Remark</th> </tr> <tr> <th>Freq</th> <th>Level</th> <th>Line</th> <th>Margin</th> <th>Level</th> <th>Factor</th> <th>Loss</th> <th>Factor</th> <th>Factor</th> </tr> <tr> <th>MHz</th> <th>dBuV/m</th> <th>dBuV/m</th> <th>dB</th> <th>dBuV</th> <th>dB/m</th> <th>dB</th> <th>dB</th> <th>dB</th> </tr> <tr> <th></th> <th></th> <th></th> <th></th> <th></th> <th></th> <th></th> <th>cm</th> <th>deg</th> </tr> </thead> <tbody> <tr> <td>1</td> <td>2484.82</td> <td>50.04</td> <td>54.00</td> <td>-3.96</td> <td>34.56</td> <td>32.13</td> <td>7.99</td> <td>30.64</td> <td>6.00</td> <td>277</td> <td>125</td> <td>AVERAGE</td> </tr> </tbody> </table>	Limit	Read	Ant	Cable	Preamp	Aux	APos	TPos	Remark	Freq	Level	Line	Margin	Level	Factor	Loss	Factor	Factor	MHz	dBuV/m	dBuV/m	dB	dBuV	dB/m	dB	dB	dB								cm	deg	1	2484.82	50.04	54.00	-3.96	34.56	32.13	7.99	30.64	6.00	277	125	AVERAGE	Blank
Limit	Read	Ant	Cable	Preamp	Aux	APos	TPos	Remark																																											
Freq	Level	Line	Margin	Level	Factor	Loss	Factor	Factor																																											
MHz	dBuV/m	dBuV/m	dB	dBuV	dB/m	dB	dB	dB																																											
							cm	deg																																											
1	2484.82	50.04	54.00	-3.96	34.56	32.13	7.99	30.64	6.00	277	125	AVERAGE																																							



		26																																																																																		
Mode	Band Edge - L																																																																																			
	2400-2483.5_802.11n_HT40_CH06_2437MHz																																																																																			
ANT	ANT.4B + ANT.5B																																																																																			
Pol.	Vertical	Fundamental																																																																																		
Peak	 <p>Level (dBuV/m)</p> <p>130 113.8 97.5 81.3 65.0 48.8 16.3 0</p> <p>2310 2335.4 2360.8 2386.2 2411.6 2437</p> <p>Frequency (MHz)</p> <p style="text-align: right;">FCC PART 15C</p> <table border="1"> <thead> <tr> <th>Limit</th> <th>Read</th> <th>Ant</th> <th>Cable</th> <th>Preamp</th> <th>Aux</th> <th>APos</th> <th>TPos</th> <th>Remark</th> </tr> <tr> <th>Freq</th> <th>Level</th> <th>Line Margin</th> <th>Level Factor</th> <th>Loss Factor</th> <th>Factor</th> <th></th> <th></th> <th></th> </tr> <tr> <th>MHz</th> <th>dBuV/m</th> <th>dBuV/m</th> <th>dB</th> <th>dBuV</th> <th>dB/m</th> <th>dB</th> <th>dB</th> <th>cm</th> <th>deg</th> </tr> </thead> <tbody> <tr> <td>1</td> <td>2329.56</td> <td>55.98</td> <td>74.00</td> <td>-18.02</td> <td>41.31</td> <td>31.85</td> <td>7.76</td> <td>30.94</td> <td>6.00</td> <td>105</td> <td>108</td> <td>PEAK</td> </tr> </tbody> </table>	Limit	Read	Ant	Cable	Preamp	Aux	APos	TPos	Remark	Freq	Level	Line Margin	Level Factor	Loss Factor	Factor				MHz	dBuV/m	dBuV/m	dB	dBuV	dB/m	dB	dB	cm	deg	1	2329.56	55.98	74.00	-18.02	41.31	31.85	7.76	30.94	6.00	105	108	PEAK	 <p>Level (dBuV/m)</p> <p>130 113.8 97.5 81.3 65.0 48.8 16.3 0</p> <p>1000 1400 1800 2200 2600 3000</p> <p>Frequency (MHz)</p> <p style="text-align: right;">FCC PART 15C</p> <table border="1"> <thead> <tr> <th>Limit</th> <th>Read</th> <th>Ant</th> <th>Cable</th> <th>Preamp</th> <th>Aux</th> <th>APos</th> <th>TPos</th> <th>Remark</th> </tr> <tr> <th>Freq</th> <th>Level</th> <th>Line Margin</th> <th>Level Factor</th> <th>Loss Factor</th> <th>Factor</th> <th></th> <th></th> <th></th> </tr> <tr> <th>MHz</th> <th>dBuV/m</th> <th>dBuV/m</th> <th>dB</th> <th>dBuV</th> <th>dB/m</th> <th>dB</th> <th>dB</th> <th>cm</th> <th>deg</th> </tr> </thead> <tbody> <tr> <td>1</td> <td>2437.00</td> <td>99.14</td> <td>-----</td> <td>-----</td> <td>83.95</td> <td>32.85</td> <td>7.93</td> <td>30.79</td> <td>6.00</td> <td>105</td> <td>108</td> <td>PEAK</td> </tr> </tbody> </table>	Limit	Read	Ant	Cable	Preamp	Aux	APos	TPos	Remark	Freq	Level	Line Margin	Level Factor	Loss Factor	Factor				MHz	dBuV/m	dBuV/m	dB	dBuV	dB/m	dB	dB	cm	deg	1	2437.00	99.14	-----	-----	83.95	32.85	7.93	30.79	6.00	105	108	PEAK
	Limit	Read	Ant	Cable	Preamp	Aux	APos	TPos	Remark																																																																											
Freq	Level	Line Margin	Level Factor	Loss Factor	Factor																																																																															
MHz	dBuV/m	dBuV/m	dB	dBuV	dB/m	dB	dB	cm	deg																																																																											
1	2329.56	55.98	74.00	-18.02	41.31	31.85	7.76	30.94	6.00	105	108	PEAK																																																																								
Limit	Read	Ant	Cable	Preamp	Aux	APos	TPos	Remark																																																																												
Freq	Level	Line Margin	Level Factor	Loss Factor	Factor																																																																															
MHz	dBuV/m	dBuV/m	dB	dBuV	dB/m	dB	dB	cm	deg																																																																											
1	2437.00	99.14	-----	-----	83.95	32.85	7.93	30.79	6.00	105	108	PEAK																																																																								
Avg	 <p>Level (dBuV/m)</p> <p>130 113.8 97.5 81.3 65.0 48.8 16.3 0</p> <p>2310 2335.4 2360.8 2386.2 2411.6 2437</p> <p>Frequency (MHz)</p> <p style="text-align: right;">FCC PART 15C (AVG)</p> <table border="1"> <thead> <tr> <th>Limit</th> <th>Read</th> <th>Ant</th> <th>Cable</th> <th>Preamp</th> <th>Aux</th> <th>APos</th> <th>TPos</th> <th>Remark</th> </tr> <tr> <th>Freq</th> <th>Level</th> <th>Line Margin</th> <th>Level Factor</th> <th>Loss Factor</th> <th>Factor</th> <th></th> <th></th> <th></th> </tr> <tr> <th>MHz</th> <th>dBuV/m</th> <th>dBuV/m</th> <th>dB</th> <th>dBuV</th> <th>dB/m</th> <th>dB</th> <th>dB</th> <th>cm</th> <th>deg</th> </tr> </thead> <tbody> <tr> <td>1</td> <td>2375.79</td> <td>44.62</td> <td>54.00</td> <td>-9.38</td> <td>29.73</td> <td>31.95</td> <td>7.84</td> <td>30.90</td> <td>6.00</td> <td>105</td> <td>108</td> <td>AVERAGE</td> </tr> </tbody> </table>	Limit	Read	Ant	Cable	Preamp	Aux	APos	TPos	Remark	Freq	Level	Line Margin	Level Factor	Loss Factor	Factor				MHz	dBuV/m	dBuV/m	dB	dBuV	dB/m	dB	dB	cm	deg	1	2375.79	44.62	54.00	-9.38	29.73	31.95	7.84	30.90	6.00	105	108	AVERAGE	 <p>Level (dBuV/m)</p> <p>130 113.8 97.5 81.3 65.0 48.8 16.3 0</p> <p>1000 1400 1800 2200 2600 3000</p> <p>Frequency (MHz)</p> <p style="text-align: right;">FCC PART 15C (AVG)</p> <table border="1"> <thead> <tr> <th>Limit</th> <th>Read</th> <th>Ant</th> <th>Cable</th> <th>Preamp</th> <th>Aux</th> <th>APos</th> <th>TPos</th> <th>Remark</th> </tr> <tr> <th>Freq</th> <th>Level</th> <th>Line Margin</th> <th>Level Factor</th> <th>Loss Factor</th> <th>Factor</th> <th></th> <th></th> <th></th> </tr> <tr> <th>MHz</th> <th>dBuV/m</th> <th>dBuV/m</th> <th>dB</th> <th>dBuV</th> <th>dB/m</th> <th>dB</th> <th>dB</th> <th>cm</th> <th>deg</th> </tr> </thead> <tbody> <tr> <td>1</td> <td>2437.00</td> <td>91.19</td> <td>-----</td> <td>-----</td> <td>75.99</td> <td>32.85</td> <td>7.93</td> <td>30.78</td> <td>6.00</td> <td>105</td> <td>108</td> <td>AVERAGE</td> </tr> </tbody> </table>	Limit	Read	Ant	Cable	Preamp	Aux	APos	TPos	Remark	Freq	Level	Line Margin	Level Factor	Loss Factor	Factor				MHz	dBuV/m	dBuV/m	dB	dBuV	dB/m	dB	dB	cm	deg	1	2437.00	91.19	-----	-----	75.99	32.85	7.93	30.78	6.00	105	108	AVERAGE
	Limit	Read	Ant	Cable	Preamp	Aux	APos	TPos	Remark																																																																											
Freq	Level	Line Margin	Level Factor	Loss Factor	Factor																																																																															
MHz	dBuV/m	dBuV/m	dB	dBuV	dB/m	dB	dB	cm	deg																																																																											
1	2375.79	44.62	54.00	-9.38	29.73	31.95	7.84	30.90	6.00	105	108	AVERAGE																																																																								
Limit	Read	Ant	Cable	Preamp	Aux	APos	TPos	Remark																																																																												
Freq	Level	Line Margin	Level Factor	Loss Factor	Factor																																																																															
MHz	dBuV/m	dBuV/m	dB	dBuV	dB/m	dB	dB	cm	deg																																																																											
1	2437.00	91.19	-----	-----	75.99	32.85	7.93	30.78	6.00	105	108	AVERAGE																																																																								



	26	
Mode	Band Edge - R	
	2400-2483.5_802.11n HT40_CH06_2437MHz	
ANT	ANT.4B + ANT.5B	
Pol.	Vertical	Fundamental
Peak		
	Blank	
Avg		
	Blank	



Mode	26																																																																																									
	Harmonic																																																																																									
	2400-2483.5_802.11n_HT40_CH06_2437MHz																																																																																									
ANT	ANT.4B + ANT.5B																																																																																									
Pol.	Horizontal	Vertical																																																																																								
Peak Avg	<table border="1"> <thead> <tr> <th>Limit</th> <th>Read</th> <th>Ant</th> <th>Cable</th> <th>Preamp</th> <th>Aux</th> <th>APos</th> <th>TPos</th> <th>Remark</th> </tr> <tr> <th>Freq</th> <th>Level</th> <th>Line Margin</th> <th>Level Factor</th> <th>Loss Factor</th> <th>Factor</th> <th>Factor</th> <th>cm</th> <th>deg</th> </tr> </thead> <tbody> <tr> <td>1</td> <td>4874.00</td> <td>45.22</td> <td>74.00</td> <td>-28.78</td> <td>64.08</td> <td>34.64</td> <td>11.94</td> <td>65.44</td> <td>0.00</td> <td>100</td> <td>360</td> <td>PEAK</td> </tr> <tr> <td>2</td> <td>7311.00</td> <td>46.79</td> <td>74.00</td> <td>-27.21</td> <td>61.45</td> <td>36.56</td> <td>14.03</td> <td>65.25</td> <td>0.00</td> <td>100</td> <td>360</td> <td>PEAK</td> </tr> </tbody> </table>	Limit	Read	Ant	Cable	Preamp	Aux	APos	TPos	Remark	Freq	Level	Line Margin	Level Factor	Loss Factor	Factor	Factor	cm	deg	1	4874.00	45.22	74.00	-28.78	64.08	34.64	11.94	65.44	0.00	100	360	PEAK	2	7311.00	46.79	74.00	-27.21	61.45	36.56	14.03	65.25	0.00	100	360	PEAK	<table border="1"> <thead> <tr> <th>Limit</th> <th>Read</th> <th>Ant</th> <th>Cable</th> <th>Preamp</th> <th>Aux</th> <th>APos</th> <th>TPos</th> <th>Remark</th> </tr> <tr> <th>Freq</th> <th>Level</th> <th>Line Margin</th> <th>Level Factor</th> <th>Loss Factor</th> <th>Factor</th> <th>Factor</th> <th>cm</th> <th>deg</th> </tr> </thead> <tbody> <tr> <td>1</td> <td>4874.00</td> <td>42.31</td> <td>74.00</td> <td>-31.69</td> <td>61.17</td> <td>34.64</td> <td>11.94</td> <td>65.44</td> <td>0.00</td> <td>100</td> <td>0</td> <td>PEAK</td> </tr> <tr> <td>2</td> <td>7311.00</td> <td>43.10</td> <td>74.00</td> <td>-30.90</td> <td>57.76</td> <td>36.56</td> <td>14.03</td> <td>65.25</td> <td>0.00</td> <td>100</td> <td>0</td> <td>PEAK</td> </tr> </tbody> </table>	Limit	Read	Ant	Cable	Preamp	Aux	APos	TPos	Remark	Freq	Level	Line Margin	Level Factor	Loss Factor	Factor	Factor	cm	deg	1	4874.00	42.31	74.00	-31.69	61.17	34.64	11.94	65.44	0.00	100	0	PEAK	2	7311.00	43.10	74.00	-30.90	57.76	36.56	14.03	65.25	0.00	100	0	PEAK
	Limit	Read	Ant	Cable	Preamp	Aux	APos	TPos	Remark																																																																																	
Freq	Level	Line Margin	Level Factor	Loss Factor	Factor	Factor	cm	deg																																																																																		
1	4874.00	45.22	74.00	-28.78	64.08	34.64	11.94	65.44	0.00	100	360	PEAK																																																																														
2	7311.00	46.79	74.00	-27.21	61.45	36.56	14.03	65.25	0.00	100	360	PEAK																																																																														
Limit	Read	Ant	Cable	Preamp	Aux	APos	TPos	Remark																																																																																		
Freq	Level	Line Margin	Level Factor	Loss Factor	Factor	Factor	cm	deg																																																																																		
1	4874.00	42.31	74.00	-31.69	61.17	34.64	11.94	65.44	0.00	100	0	PEAK																																																																														
2	7311.00	43.10	74.00	-30.90	57.76	36.56	14.03	65.25	0.00	100	0	PEAK																																																																														

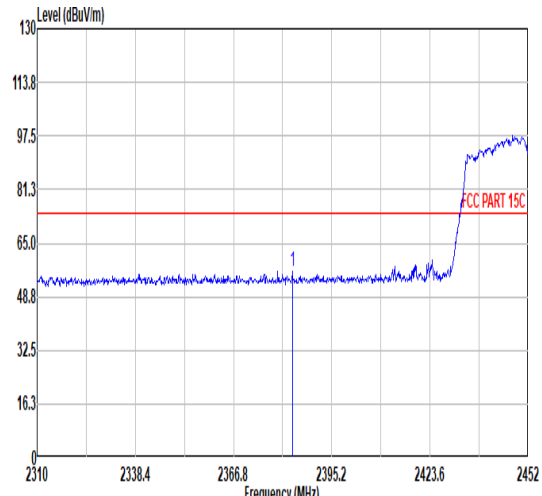
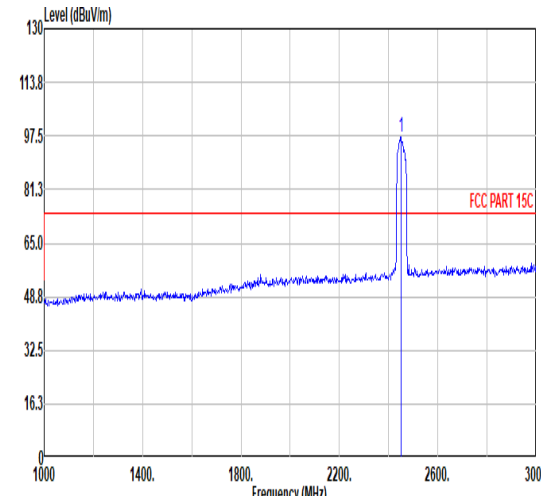
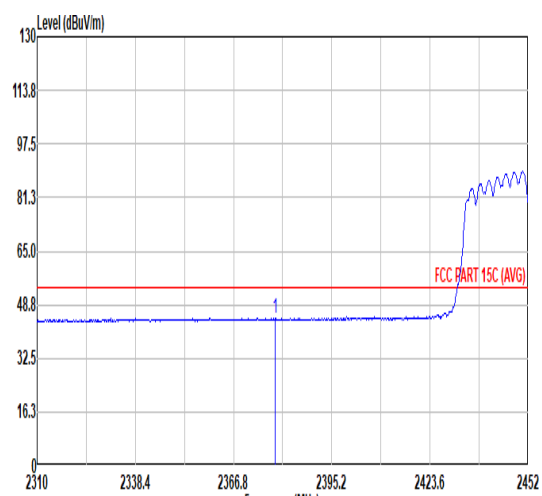
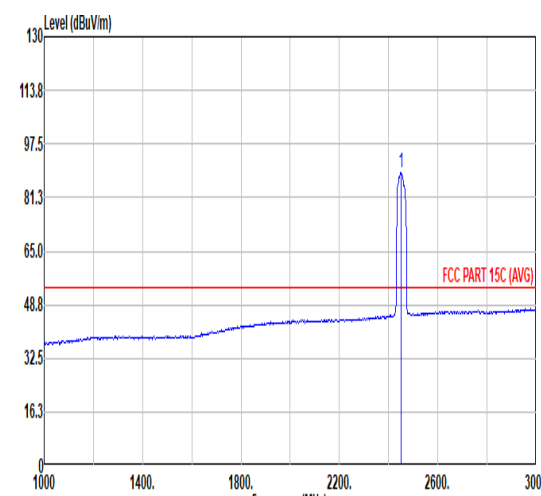


		27																																																																																		
Mode	Band Edge - L																																																																																			
	2400-2483.5_802.11n HT40_CH09_2452MHz																																																																																			
ANT	ANT.4B + ANT.5B																																																																																			
Pol.	Horizontal	Fundamental																																																																																		
Peak	<table border="1"> <thead> <tr> <th>Limit</th> <th>Read</th> <th>Ant</th> <th>Cable</th> <th>Preamp</th> <th>Aux</th> <th>APos</th> <th>TPos</th> <th>Remark</th> </tr> <tr> <th>Freq</th> <th>Level</th> <th>Line Margin</th> <th>Level Factor</th> <th>Loss Factor</th> <th>Factor</th> <th></th> <th></th> <th></th> </tr> <tr> <th>MHz</th> <th>dBuV/m</th> <th>dBuV/m</th> <th>dB</th> <th>dBuV</th> <th>dB/m</th> <th>dB</th> <th>dB</th> <th>cm</th> <th>deg</th> </tr> </thead> <tbody> <tr> <td>1</td> <td>2376.88</td> <td>56.55</td> <td>74.00</td> <td>-17.45</td> <td>41.65</td> <td>31.95</td> <td>7.85</td> <td>30.90</td> <td>6.00</td> <td>229</td> <td>124</td> <td>PEAK</td> </tr> </tbody> </table>	Limit	Read	Ant	Cable	Preamp	Aux	APos	TPos	Remark	Freq	Level	Line Margin	Level Factor	Loss Factor	Factor				MHz	dBuV/m	dBuV/m	dB	dBuV	dB/m	dB	dB	cm	deg	1	2376.88	56.55	74.00	-17.45	41.65	31.95	7.85	30.90	6.00	229	124	PEAK	<table border="1"> <thead> <tr> <th>Limit</th> <th>Read</th> <th>Ant</th> <th>Cable</th> <th>Preamp</th> <th>Aux</th> <th>APos</th> <th>TPos</th> <th>Remark</th> </tr> <tr> <th>Freq</th> <th>Level</th> <th>Line Margin</th> <th>Level Factor</th> <th>Loss Factor</th> <th>Factor</th> <th></th> <th></th> <th></th> </tr> <tr> <th>MHz</th> <th>dBuV/m</th> <th>dBuV/m</th> <th>dB</th> <th>dBuV</th> <th>dB/m</th> <th>dB</th> <th>dB</th> <th>cm</th> <th>deg</th> </tr> </thead> <tbody> <tr> <td>1</td> <td>2452.00</td> <td>108.54</td> <td>-----</td> <td>-----</td> <td>93.20</td> <td>32.09</td> <td>7.96</td> <td>30.71</td> <td>6.00</td> <td>229</td> <td>124</td> <td>PEAK</td> </tr> </tbody> </table>	Limit	Read	Ant	Cable	Preamp	Aux	APos	TPos	Remark	Freq	Level	Line Margin	Level Factor	Loss Factor	Factor				MHz	dBuV/m	dBuV/m	dB	dBuV	dB/m	dB	dB	cm	deg	1	2452.00	108.54	-----	-----	93.20	32.09	7.96	30.71	6.00	229	124	PEAK
	Limit	Read	Ant	Cable	Preamp	Aux	APos	TPos	Remark																																																																											
Freq	Level	Line Margin	Level Factor	Loss Factor	Factor																																																																															
MHz	dBuV/m	dBuV/m	dB	dBuV	dB/m	dB	dB	cm	deg																																																																											
1	2376.88	56.55	74.00	-17.45	41.65	31.95	7.85	30.90	6.00	229	124	PEAK																																																																								
Limit	Read	Ant	Cable	Preamp	Aux	APos	TPos	Remark																																																																												
Freq	Level	Line Margin	Level Factor	Loss Factor	Factor																																																																															
MHz	dBuV/m	dBuV/m	dB	dBuV	dB/m	dB	dB	cm	deg																																																																											
1	2452.00	108.54	-----	-----	93.20	32.09	7.96	30.71	6.00	229	124	PEAK																																																																								
Avg	<table border="1"> <thead> <tr> <th>Limit</th> <th>Read</th> <th>Ant</th> <th>Cable</th> <th>Preamp</th> <th>Aux</th> <th>APos</th> <th>TPos</th> <th>Remark</th> </tr> <tr> <th>Freq</th> <th>Level</th> <th>Line Margin</th> <th>Level Factor</th> <th>Loss Factor</th> <th>Factor</th> <th></th> <th></th> <th></th> </tr> <tr> <th>MHz</th> <th>dBuV/m</th> <th>dBuV/m</th> <th>dB</th> <th>dBuV</th> <th>dB/m</th> <th>dB</th> <th>dB</th> <th>cm</th> <th>deg</th> </tr> </thead> <tbody> <tr> <td>1</td> <td>2388.67</td> <td>45.09</td> <td>54.00</td> <td>-8.91</td> <td>30.13</td> <td>31.98</td> <td>7.87</td> <td>30.89</td> <td>6.00</td> <td>229</td> <td>124</td> <td>AVERAGE</td> </tr> </tbody> </table>	Limit	Read	Ant	Cable	Preamp	Aux	APos	TPos	Remark	Freq	Level	Line Margin	Level Factor	Loss Factor	Factor				MHz	dBuV/m	dBuV/m	dB	dBuV	dB/m	dB	dB	cm	deg	1	2388.67	45.09	54.00	-8.91	30.13	31.98	7.87	30.89	6.00	229	124	AVERAGE	<table border="1"> <thead> <tr> <th>Limit</th> <th>Read</th> <th>Ant</th> <th>Cable</th> <th>Preamp</th> <th>Aux</th> <th>APos</th> <th>TPos</th> <th>Remark</th> </tr> <tr> <th>Freq</th> <th>Level</th> <th>Line Margin</th> <th>Level Factor</th> <th>Loss Factor</th> <th>Factor</th> <th></th> <th></th> <th></th> </tr> <tr> <th>MHz</th> <th>dBuV/m</th> <th>dBuV/m</th> <th>dB</th> <th>dBuV</th> <th>dB/m</th> <th>dB</th> <th>dB</th> <th>cm</th> <th>deg</th> </tr> </thead> <tbody> <tr> <td>1</td> <td>2452.00</td> <td>99.69</td> <td>-----</td> <td>-----</td> <td>84.39</td> <td>32.08</td> <td>7.95</td> <td>30.73</td> <td>6.00</td> <td>229</td> <td>124</td> <td>AVERAGE</td> </tr> </tbody> </table>	Limit	Read	Ant	Cable	Preamp	Aux	APos	TPos	Remark	Freq	Level	Line Margin	Level Factor	Loss Factor	Factor				MHz	dBuV/m	dBuV/m	dB	dBuV	dB/m	dB	dB	cm	deg	1	2452.00	99.69	-----	-----	84.39	32.08	7.95	30.73	6.00	229	124	AVERAGE
	Limit	Read	Ant	Cable	Preamp	Aux	APos	TPos	Remark																																																																											
Freq	Level	Line Margin	Level Factor	Loss Factor	Factor																																																																															
MHz	dBuV/m	dBuV/m	dB	dBuV	dB/m	dB	dB	cm	deg																																																																											
1	2388.67	45.09	54.00	-8.91	30.13	31.98	7.87	30.89	6.00	229	124	AVERAGE																																																																								
Limit	Read	Ant	Cable	Preamp	Aux	APos	TPos	Remark																																																																												
Freq	Level	Line Margin	Level Factor	Loss Factor	Factor																																																																															
MHz	dBuV/m	dBuV/m	dB	dBuV	dB/m	dB	dB	cm	deg																																																																											
1	2452.00	99.69	-----	-----	84.39	32.08	7.95	30.73	6.00	229	124	AVERAGE																																																																								



	27																																														
Mode	Band Edge - R																																														
	2400-2483.5_802.11n HT40_CH09_2452MHz																																														
ANT	ANT.4B + ANT.5B																																														
Pol.	Horizontal	Fundamental																																													
Peak	<table border="1"> <thead> <tr> <th>Limit</th> <th>Read</th> <th>Ant</th> <th>Cable</th> <th>Preamp</th> <th>Aux</th> <th>APos</th> <th>TPos</th> <th>Remark</th> </tr> <tr> <th>Freq</th> <th>Level</th> <th>Line</th> <th>Margin</th> <th>Level</th> <th>Factor</th> <th>Loss</th> <th>Factor</th> <th>Factor</th> </tr> <tr> <th>MHz</th> <th>dBuV/m</th> <th>dBuV/m</th> <th>dB</th> <th>dBuV</th> <th>dB/m</th> <th>dB</th> <th>dB</th> <th>dB</th> </tr> </thead> <tbody> <tr> <td>1 2485.17</td> <td>68.99</td> <td>74.00</td> <td>-5.01</td> <td>53.51</td> <td>32.13</td> <td>7.99</td> <td>30.64</td> <td>6.00</td> </tr> <tr> <td></td> <td></td> <td></td> <td></td> <td></td> <td></td> <td></td> <td></td> <td>229 124 PEAK</td> </tr> </tbody> </table>	Limit	Read	Ant	Cable	Preamp	Aux	APos	TPos	Remark	Freq	Level	Line	Margin	Level	Factor	Loss	Factor	Factor	MHz	dBuV/m	dBuV/m	dB	dBuV	dB/m	dB	dB	dB	1 2485.17	68.99	74.00	-5.01	53.51	32.13	7.99	30.64	6.00									229 124 PEAK	Blank
	Limit	Read	Ant	Cable	Preamp	Aux	APos	TPos	Remark																																						
Freq	Level	Line	Margin	Level	Factor	Loss	Factor	Factor																																							
MHz	dBuV/m	dBuV/m	dB	dBuV	dB/m	dB	dB	dB																																							
1 2485.17	68.99	74.00	-5.01	53.51	32.13	7.99	30.64	6.00																																							
								229 124 PEAK																																							
Avg	<table border="1"> <thead> <tr> <th>Limit</th> <th>Read</th> <th>Ant</th> <th>Cable</th> <th>Preamp</th> <th>Aux</th> <th>APos</th> <th>TPos</th> <th>Remark</th> </tr> <tr> <th>Freq</th> <th>Level</th> <th>Line</th> <th>Margin</th> <th>Level</th> <th>Factor</th> <th>Loss</th> <th>Factor</th> <th>Factor</th> </tr> <tr> <th>MHz</th> <th>dBuV/m</th> <th>dBuV/m</th> <th>dB</th> <th>dBuV</th> <th>dB/m</th> <th>dB</th> <th>dB</th> <th>dB</th> </tr> </thead> <tbody> <tr> <td>1 2485.60</td> <td>50.25</td> <td>54.00</td> <td>-3.75</td> <td>34.77</td> <td>32.13</td> <td>7.99</td> <td>30.64</td> <td>6.00</td> </tr> <tr> <td></td> <td></td> <td></td> <td></td> <td></td> <td></td> <td></td> <td></td> <td>229 124 AVERAGE</td> </tr> </tbody> </table>	Limit	Read	Ant	Cable	Preamp	Aux	APos	TPos	Remark	Freq	Level	Line	Margin	Level	Factor	Loss	Factor	Factor	MHz	dBuV/m	dBuV/m	dB	dBuV	dB/m	dB	dB	dB	1 2485.60	50.25	54.00	-3.75	34.77	32.13	7.99	30.64	6.00									229 124 AVERAGE	Blank
	Limit	Read	Ant	Cable	Preamp	Aux	APos	TPos	Remark																																						
Freq	Level	Line	Margin	Level	Factor	Loss	Factor	Factor																																							
MHz	dBuV/m	dBuV/m	dB	dBuV	dB/m	dB	dB	dB																																							
1 2485.60	50.25	54.00	-3.75	34.77	32.13	7.99	30.64	6.00																																							
								229 124 AVERAGE																																							



27																																										
Mode	Band Edge - L																																									
2400-2483.5_802.11n_HT40_CH09_2452MHz																																										
ANT	ANT.4B + ANT.5B																																									
Pol.	Vertical																																									
Peak	 <p>Level (dBuV/m) vs Frequency (MHz) plot for Vertical polarization. The plot shows a signal level that rises sharply starting around 2423.6 MHz, reaching a peak of approximately 97.21 dBuV/m at 2452.00 MHz. A red horizontal line indicates the FCC PART 15C limit at approximately 74.00 dBuV/m.</p> <table border="1"> <thead> <tr> <th>Limit</th> <th>Read</th> <th>Ant</th> <th>Cable</th> <th>Preamp</th> <th>Aux</th> <th>APos</th> <th>TPos</th> <th>Remark</th> </tr> <tr> <th>Freq</th> <th>Level</th> <th>Line Margin</th> <th>Level Factor</th> <th>Loss Factor</th> <th>Factor</th> <th>Factor</th> <th></th> <th></th> </tr> <tr> <th>MHz</th> <th>dBuV/m</th> <th>dBuV/m</th> <th>dB</th> <th>dBuV</th> <th>dB/m</th> <th>dB</th> <th>dB</th> <th>cm</th> <th>deg</th> </tr> </thead> <tbody> <tr> <td>1</td> <td>2383.84</td> <td>56.55</td> <td>74.00</td> <td>-17.45</td> <td>41.62</td> <td>31.96</td> <td>7.86</td> <td>30.89</td> <td>6.00</td> <td>294</td> <td>67</td> <td>PEAK</td> </tr> </tbody> </table>	Limit	Read	Ant	Cable	Preamp	Aux	APos	TPos	Remark	Freq	Level	Line Margin	Level Factor	Loss Factor	Factor	Factor			MHz	dBuV/m	dBuV/m	dB	dBuV	dB/m	dB	dB	cm	deg	1	2383.84	56.55	74.00	-17.45	41.62	31.96	7.86	30.89	6.00	294	67	PEAK
	Limit	Read	Ant	Cable	Preamp	Aux	APos	TPos	Remark																																	
Freq	Level	Line Margin	Level Factor	Loss Factor	Factor	Factor																																				
MHz	dBuV/m	dBuV/m	dB	dBuV	dB/m	dB	dB	cm	deg																																	
1	2383.84	56.55	74.00	-17.45	41.62	31.96	7.86	30.89	6.00	294	67	PEAK																														
 <p>Level (dBuV/m) vs Frequency (MHz) plot for Vertical polarization, Fundamental component. The plot shows a sharp peak at 2452.00 MHz with a level of 97.21 dBuV/m. A red horizontal line indicates the FCC PART 15C limit at approximately 74.00 dBuV/m.</p> <table border="1"> <thead> <tr> <th>Limit</th> <th>Read</th> <th>Ant</th> <th>Cable</th> <th>Preamp</th> <th>Aux</th> <th>APos</th> <th>TPos</th> <th>Remark</th> </tr> <tr> <th>Freq</th> <th>Level</th> <th>Line Margin</th> <th>Level Factor</th> <th>Loss Factor</th> <th>Factor</th> <th>Factor</th> <th></th> <th></th> </tr> <tr> <th>MHz</th> <th>dBuV/m</th> <th>dBuV/m</th> <th>dB</th> <th>dBuV</th> <th>dB/m</th> <th>dB</th> <th>dB</th> <th>cm</th> <th>deg</th> </tr> </thead> <tbody> <tr> <td>1</td> <td>2452.00</td> <td>97.21</td> <td>-----</td> <td>-----</td> <td>81.92</td> <td>32.08</td> <td>7.95</td> <td>30.74</td> <td>6.00</td> <td>294</td> <td>67</td> <td>PEAK</td> </tr> </tbody> </table>	Limit	Read	Ant	Cable	Preamp	Aux	APos	TPos	Remark	Freq	Level	Line Margin	Level Factor	Loss Factor	Factor	Factor			MHz	dBuV/m	dBuV/m	dB	dBuV	dB/m	dB	dB	cm	deg	1	2452.00	97.21	-----	-----	81.92	32.08	7.95	30.74	6.00	294	67	PEAK	
Limit	Read	Ant	Cable	Preamp	Aux	APos	TPos	Remark																																		
Freq	Level	Line Margin	Level Factor	Loss Factor	Factor	Factor																																				
MHz	dBuV/m	dBuV/m	dB	dBuV	dB/m	dB	dB	cm	deg																																	
1	2452.00	97.21	-----	-----	81.92	32.08	7.95	30.74	6.00	294	67	PEAK																														
Avg	 <p>Level (dBuV/m) vs Frequency (MHz) plot for Vertical polarization, Average. The plot shows a signal level that rises sharply starting around 2423.6 MHz, reaching an average level of approximately 88.93 dBuV/m at 2452.00 MHz. A red horizontal line indicates the FCC PART 15C (AVG) limit at approximately 74.00 dBuV/m.</p> <table border="1"> <thead> <tr> <th>Limit</th> <th>Read</th> <th>Ant</th> <th>Cable</th> <th>Preamp</th> <th>Aux</th> <th>APos</th> <th>TPos</th> <th>Remark</th> </tr> <tr> <th>Freq</th> <th>Level</th> <th>Line Margin</th> <th>Level Factor</th> <th>Loss Factor</th> <th>Factor</th> <th>Factor</th> <th></th> <th></th> </tr> <tr> <th>MHz</th> <th>dBuV/m</th> <th>dBuV/m</th> <th>dB</th> <th>dBuV</th> <th>dB/m</th> <th>dB</th> <th>dB</th> <th>cm</th> <th>deg</th> </tr> </thead> <tbody> <tr> <td>1</td> <td>2378.87</td> <td>44.62</td> <td>54.00</td> <td>-9.38</td> <td>29.72</td> <td>31.95</td> <td>7.85</td> <td>30.90</td> <td>6.00</td> <td>294</td> <td>67</td> <td>AVERAGE</td> </tr> </tbody> </table>	Limit	Read	Ant	Cable	Preamp	Aux	APos	TPos	Remark	Freq	Level	Line Margin	Level Factor	Loss Factor	Factor	Factor			MHz	dBuV/m	dBuV/m	dB	dBuV	dB/m	dB	dB	cm	deg	1	2378.87	44.62	54.00	-9.38	29.72	31.95	7.85	30.90	6.00	294	67	AVERAGE
	Limit	Read	Ant	Cable	Preamp	Aux	APos	TPos	Remark																																	
Freq	Level	Line Margin	Level Factor	Loss Factor	Factor	Factor																																				
MHz	dBuV/m	dBuV/m	dB	dBuV	dB/m	dB	dB	cm	deg																																	
1	2378.87	44.62	54.00	-9.38	29.72	31.95	7.85	30.90	6.00	294	67	AVERAGE																														
 <p>Level (dBuV/m) vs Frequency (MHz) plot for Vertical polarization, Fundamental component, Average. The plot shows a sharp peak at 2452.00 MHz with an average level of 88.93 dBuV/m. A red horizontal line indicates the FCC PART 15C (AVG) limit at approximately 74.00 dBuV/m.</p> <table border="1"> <thead> <tr> <th>Limit</th> <th>Read</th> <th>Ant</th> <th>Cable</th> <th>Preamp</th> <th>Aux</th> <th>APos</th> <th>TPos</th> <th>Remark</th> </tr> <tr> <th>Freq</th> <th>Level</th> <th>Line Margin</th> <th>Level Factor</th> <th>Loss Factor</th> <th>Factor</th> <th>Factor</th> <th></th> <th></th> </tr> <tr> <th>MHz</th> <th>dBuV/m</th> <th>dBuV/m</th> <th>dB</th> <th>dBuV</th> <th>dB/m</th> <th>dB</th> <th>dB</th> <th>cm</th> <th>deg</th> </tr> </thead> <tbody> <tr> <td>1</td> <td>2452.00</td> <td>88.93</td> <td>-----</td> <td>-----</td> <td>73.64</td> <td>32.08</td> <td>7.95</td> <td>30.74</td> <td>6.00</td> <td>294</td> <td>67</td> <td>AVERAGE</td> </tr> </tbody> </table>	Limit	Read	Ant	Cable	Preamp	Aux	APos	TPos	Remark	Freq	Level	Line Margin	Level Factor	Loss Factor	Factor	Factor			MHz	dBuV/m	dBuV/m	dB	dBuV	dB/m	dB	dB	cm	deg	1	2452.00	88.93	-----	-----	73.64	32.08	7.95	30.74	6.00	294	67	AVERAGE	
Limit	Read	Ant	Cable	Preamp	Aux	APos	TPos	Remark																																		
Freq	Level	Line Margin	Level Factor	Loss Factor	Factor	Factor																																				
MHz	dBuV/m	dBuV/m	dB	dBuV	dB/m	dB	dB	cm	deg																																	
1	2452.00	88.93	-----	-----	73.64	32.08	7.95	30.74	6.00	294	67	AVERAGE																														

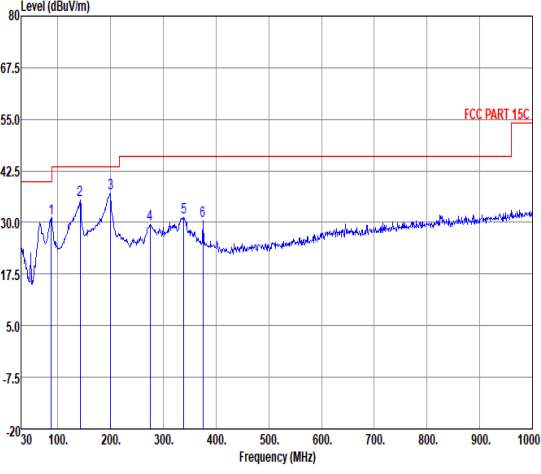
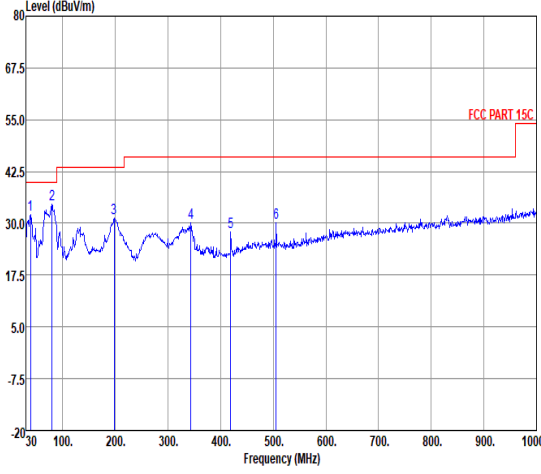


	27																																						
Mode	Band Edge - R																																						
	2400-2483.5_802.11n HT40_CH09_2452MHz																																						
ANT	ANT.4B + ANT.5B																																						
Pol.	Vertical	Fundamental																																					
Peak	<table border="1"> <thead> <tr> <th>Limit</th> <th>Read</th> <th>Ant</th> <th>Cable</th> <th>Preamp</th> <th>Aux</th> <th>APos</th> <th>TPos</th> <th>Remark</th> </tr> <tr> <th>Freq</th> <th>Level</th> <th>Line</th> <th>Margin</th> <th>Level</th> <th>Factor</th> <th>Loss</th> <th>Factor</th> <th>Factor</th> </tr> <tr> <th>MHz</th> <th>dBuV/m</th> <th>dBuV/m</th> <th>dB</th> <th>dBuV</th> <th>dB/m</th> <th>dB</th> <th>dB</th> <th>dB</th> </tr> </thead> <tbody> <tr> <td>1 2484.16</td> <td>57.30</td> <td>74.00</td> <td>-16.70</td> <td>41.82</td> <td>32.13</td> <td>7.99</td> <td>30.64</td> <td>6.00</td> <td>294 67 PEAK</td> </tr> </tbody> </table>	Limit	Read	Ant	Cable	Preamp	Aux	APos	TPos	Remark	Freq	Level	Line	Margin	Level	Factor	Loss	Factor	Factor	MHz	dBuV/m	dBuV/m	dB	dBuV	dB/m	dB	dB	dB	1 2484.16	57.30	74.00	-16.70	41.82	32.13	7.99	30.64	6.00	294 67 PEAK	Blank
	Limit	Read	Ant	Cable	Preamp	Aux	APos	TPos	Remark																														
Freq	Level	Line	Margin	Level	Factor	Loss	Factor	Factor																															
MHz	dBuV/m	dBuV/m	dB	dBuV	dB/m	dB	dB	dB																															
1 2484.16	57.30	74.00	-16.70	41.82	32.13	7.99	30.64	6.00	294 67 PEAK																														
Avg	<table border="1"> <thead> <tr> <th>Limit</th> <th>Read</th> <th>Ant</th> <th>Cable</th> <th>Preamp</th> <th>Aux</th> <th>APos</th> <th>TPos</th> <th>Remark</th> </tr> <tr> <th>Freq</th> <th>Level</th> <th>Line</th> <th>Margin</th> <th>Level</th> <th>Factor</th> <th>Loss</th> <th>Factor</th> <th>Factor</th> </tr> <tr> <th>MHz</th> <th>dBuV/m</th> <th>dBuV/m</th> <th>dB</th> <th>dBuV</th> <th>dB/m</th> <th>dB</th> <th>dB</th> <th>dB</th> </tr> </thead> <tbody> <tr> <td>1 2484.26</td> <td>45.68</td> <td>54.00</td> <td>-8.32</td> <td>30.20</td> <td>32.13</td> <td>7.99</td> <td>30.64</td> <td>6.00</td> <td>294 67 AVERAGE</td> </tr> </tbody> </table>	Limit	Read	Ant	Cable	Preamp	Aux	APos	TPos	Remark	Freq	Level	Line	Margin	Level	Factor	Loss	Factor	Factor	MHz	dBuV/m	dBuV/m	dB	dBuV	dB/m	dB	dB	dB	1 2484.26	45.68	54.00	-8.32	30.20	32.13	7.99	30.64	6.00	294 67 AVERAGE	Blank
Limit	Read	Ant	Cable	Preamp	Aux	APos	TPos	Remark																															
Freq	Level	Line	Margin	Level	Factor	Loss	Factor	Factor																															
MHz	dBuV/m	dBuV/m	dB	dBuV	dB/m	dB	dB	dB																															
1 2484.26	45.68	54.00	-8.32	30.20	32.13	7.99	30.64	6.00	294 67 AVERAGE																														



Mode	27																																																																																																													
	Harmonic																																																																																																													
	2400-2483.5_802.11n HT40_CH09_2452MHz																																																																																																													
ANT	ANT.4B + ANT.5B																																																																																																													
Pol.	Horizontal	Vertical																																																																																																												
Peak Avg	<table border="1"> <thead> <tr> <th>Limit</th> <th>Read</th> <th>Ant</th> <th>Cable</th> <th>Preamp</th> <th>Aux</th> <th>APos</th> <th>TPos</th> <th>Remark</th> </tr> <tr> <th>Freq</th> <th>Level</th> <th>Line Margin</th> <th>Level Factor</th> <th>Loss Factor</th> <th>Factor</th> <th></th> <th></th> <th></th> </tr> <tr> <th>MHz</th> <th>dBuV/m</th> <th>dBuV/m</th> <th>dB</th> <th>dBuV</th> <th>dB/m</th> <th>dB</th> <th>dB</th> <th>cm</th> <th>deg</th> </tr> </thead> <tbody> <tr> <td>1</td> <td>4904.00</td> <td>44.40</td> <td>74.00</td> <td>-29.60</td> <td>63.24</td> <td>34.70</td> <td>11.90</td> <td>65.44</td> <td>0.00</td> <td>100</td> <td>0</td> <td>PEAK</td> </tr> <tr> <td>2</td> <td>7356.00</td> <td>45.58</td> <td>74.00</td> <td>-28.42</td> <td>60.22</td> <td>36.57</td> <td>14.06</td> <td>65.27</td> <td>0.00</td> <td>100</td> <td>0</td> <td>PEAK</td> </tr> </tbody> </table>	Limit	Read	Ant	Cable	Preamp	Aux	APos	TPos	Remark	Freq	Level	Line Margin	Level Factor	Loss Factor	Factor				MHz	dBuV/m	dBuV/m	dB	dBuV	dB/m	dB	dB	cm	deg	1	4904.00	44.40	74.00	-29.60	63.24	34.70	11.90	65.44	0.00	100	0	PEAK	2	7356.00	45.58	74.00	-28.42	60.22	36.57	14.06	65.27	0.00	100	0	PEAK	<table border="1"> <thead> <tr> <th>Limit</th> <th>Read</th> <th>Ant</th> <th>Cable</th> <th>Preamp</th> <th>Aux</th> <th>APos</th> <th>TPos</th> <th>Remark</th> </tr> <tr> <th>Freq</th> <th>Level</th> <th>Line Margin</th> <th>Level Factor</th> <th>Loss Factor</th> <th>Factor</th> <th></th> <th></th> <th></th> </tr> <tr> <th>MHz</th> <th>dBuV/m</th> <th>dBuV/m</th> <th>dB</th> <th>dBuV</th> <th>dB/m</th> <th>dB</th> <th>dB</th> <th>cm</th> <th>deg</th> </tr> </thead> <tbody> <tr> <td>1</td> <td>4904.00</td> <td>42.04</td> <td>74.00</td> <td>-31.96</td> <td>60.88</td> <td>34.70</td> <td>11.90</td> <td>65.44</td> <td>0.00</td> <td>300</td> <td>0</td> <td>PEAK</td> </tr> <tr> <td>2</td> <td>7356.00</td> <td>42.94</td> <td>74.00</td> <td>-31.06</td> <td>57.58</td> <td>36.57</td> <td>14.06</td> <td>65.27</td> <td>0.00</td> <td>300</td> <td>0</td> <td>PEAK</td> </tr> </tbody> </table>	Limit	Read	Ant	Cable	Preamp	Aux	APos	TPos	Remark	Freq	Level	Line Margin	Level Factor	Loss Factor	Factor				MHz	dBuV/m	dBuV/m	dB	dBuV	dB/m	dB	dB	cm	deg	1	4904.00	42.04	74.00	-31.96	60.88	34.70	11.90	65.44	0.00	300	0	PEAK	2	7356.00	42.94	74.00	-31.06	57.58	36.57	14.06	65.27	0.00	300	0	PEAK
Limit	Read	Ant	Cable	Preamp	Aux	APos	TPos	Remark																																																																																																						
Freq	Level	Line Margin	Level Factor	Loss Factor	Factor																																																																																																									
MHz	dBuV/m	dBuV/m	dB	dBuV	dB/m	dB	dB	cm	deg																																																																																																					
1	4904.00	44.40	74.00	-29.60	63.24	34.70	11.90	65.44	0.00	100	0	PEAK																																																																																																		
2	7356.00	45.58	74.00	-28.42	60.22	36.57	14.06	65.27	0.00	100	0	PEAK																																																																																																		
Limit	Read	Ant	Cable	Preamp	Aux	APos	TPos	Remark																																																																																																						
Freq	Level	Line Margin	Level Factor	Loss Factor	Factor																																																																																																									
MHz	dBuV/m	dBuV/m	dB	dBuV	dB/m	dB	dB	cm	deg																																																																																																					
1	4904.00	42.04	74.00	-31.96	60.88	34.70	11.90	65.44	0.00	300	0	PEAK																																																																																																		
2	7356.00	42.94	74.00	-31.06	57.58	36.57	14.06	65.27	0.00	300	0	PEAK																																																																																																		

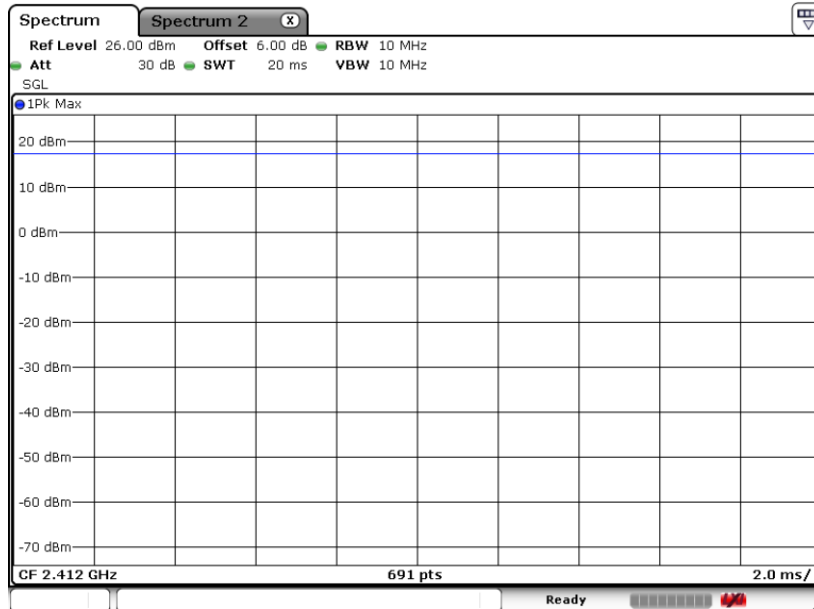


Mode	-																																																																																																																																																																																	
	Emission below 1GHz																																																																																																																																																																																	
	2400-2483.5_802.11ax HE40_CH09_Full RU_2452MHz																																																																																																																																																																																	
ANT	ANT.4B + ANT.5B																																																																																																																																																																																	
Pol.	Horizontal	Vertical																																																																																																																																																																																
Peak QP	 <table border="1" data-bbox="252 1064 794 1232"> <thead> <tr> <th>Peak</th> <th>Freq</th> <th>Level</th> <th>Limit</th> <th>Over</th> <th>ReadAntenna</th> <th>Cable</th> <th>Preamp</th> <th>A/Pos</th> <th>T/Pos</th> <th>Remark</th> </tr> <tr> <th></th> <th>MHz</th> <th>dBuV/m</th> <th>dBuV/m</th> <th>dB</th> <th>dBuV</th> <th>dB/m</th> <th>dB</th> <th>dB</th> <th>cm</th> <th>deg</th> </tr> </thead> <tbody> <tr><td>1</td><td>87.23</td><td>31.00</td><td>40.00</td><td>-9.00</td><td>47.61</td><td>14.46</td><td>1.33</td><td>32.40</td><td>---</td><td>Peak</td></tr> <tr><td>2</td><td>142.52</td><td>35.31</td><td>43.50</td><td>-8.19</td><td>48.54</td><td>17.41</td><td>1.76</td><td>32.40</td><td>---</td><td>Peak</td></tr> <tr><td>3</td><td>199.75</td><td>37.20</td><td>43.50</td><td>-6.30</td><td>52.51</td><td>15.00</td><td>2.09</td><td>32.40</td><td>---</td><td>Peak</td></tr> <tr><td>4</td><td>274.44</td><td>29.59</td><td>46.00</td><td>-16.41</td><td>40.54</td><td>19.13</td><td>2.32</td><td>32.40</td><td>---</td><td>Peak</td></tr> <tr><td>5</td><td>338.46</td><td>31.23</td><td>46.00</td><td>-14.77</td><td>40.60</td><td>20.32</td><td>2.71</td><td>32.40</td><td>---</td><td>Peak</td></tr> <tr><td>6</td><td>375.32</td><td>30.55</td><td>46.00</td><td>-15.45</td><td>38.82</td><td>21.25</td><td>2.88</td><td>32.40</td><td>---</td><td>Peak</td></tr> </tbody> </table>	Peak	Freq	Level	Limit	Over	ReadAntenna	Cable	Preamp	A/Pos	T/Pos	Remark		MHz	dBuV/m	dBuV/m	dB	dBuV	dB/m	dB	dB	cm	deg	1	87.23	31.00	40.00	-9.00	47.61	14.46	1.33	32.40	---	Peak	2	142.52	35.31	43.50	-8.19	48.54	17.41	1.76	32.40	---	Peak	3	199.75	37.20	43.50	-6.30	52.51	15.00	2.09	32.40	---	Peak	4	274.44	29.59	46.00	-16.41	40.54	19.13	2.32	32.40	---	Peak	5	338.46	31.23	46.00	-14.77	40.60	20.32	2.71	32.40	---	Peak	6	375.32	30.55	46.00	-15.45	38.82	21.25	2.88	32.40	---	Peak	 <table border="1" data-bbox="922 1064 1465 1232"> <thead> <tr> <th>Peak</th> <th>Freq</th> <th>Level</th> <th>Limit</th> <th>Over</th> <th>ReadAntenna</th> <th>Cable</th> <th>Preamp</th> <th>A/Pos</th> <th>T/Pos</th> <th>Remark</th> </tr> <tr> <th></th> <th>MHz</th> <th>dBuV/m</th> <th>dBuV/m</th> <th>dB</th> <th>dBuV</th> <th>dB/m</th> <th>dB</th> <th>dB</th> <th>cm</th> <th>deg</th> </tr> </thead> <tbody> <tr><td>1</td><td>38.73</td><td>32.00</td><td>40.00</td><td>-8.00</td><td>43.17</td><td>20.39</td><td>0.84</td><td>32.40</td><td>---</td><td>Peak</td></tr> <tr><td>2</td><td>79.47</td><td>34.50</td><td>40.00</td><td>-5.50</td><td>51.86</td><td>13.75</td><td>1.29</td><td>32.40</td><td>---</td><td>Peak</td></tr> <tr><td>3</td><td>197.81</td><td>31.25</td><td>43.50</td><td>-12.25</td><td>46.56</td><td>15.01</td><td>2.08</td><td>32.40</td><td>---</td><td>Peak</td></tr> <tr><td>4</td><td>343.31</td><td>30.12</td><td>46.00</td><td>-15.88</td><td>39.35</td><td>20.44</td><td>2.73</td><td>32.40</td><td>---</td><td>Peak</td></tr> <tr><td>5</td><td>418.97</td><td>27.79</td><td>46.00</td><td>-18.21</td><td>34.85</td><td>22.29</td><td>3.05</td><td>32.40</td><td>---</td><td>Peak</td></tr> <tr><td>6</td><td>505.30</td><td>30.00</td><td>46.00</td><td>-16.00</td><td>35.12</td><td>24.14</td><td>3.14</td><td>32.40</td><td>---</td><td>Peak</td></tr> </tbody> </table>	Peak	Freq	Level	Limit	Over	ReadAntenna	Cable	Preamp	A/Pos	T/Pos	Remark		MHz	dBuV/m	dBuV/m	dB	dBuV	dB/m	dB	dB	cm	deg	1	38.73	32.00	40.00	-8.00	43.17	20.39	0.84	32.40	---	Peak	2	79.47	34.50	40.00	-5.50	51.86	13.75	1.29	32.40	---	Peak	3	197.81	31.25	43.50	-12.25	46.56	15.01	2.08	32.40	---	Peak	4	343.31	30.12	46.00	-15.88	39.35	20.44	2.73	32.40	---	Peak	5	418.97	27.79	46.00	-18.21	34.85	22.29	3.05	32.40	---	Peak	6	505.30	30.00	46.00	-16.00	35.12	24.14	3.14	32.40	---	Peak
Peak	Freq	Level	Limit	Over	ReadAntenna	Cable	Preamp	A/Pos	T/Pos	Remark																																																																																																																																																																								
	MHz	dBuV/m	dBuV/m	dB	dBuV	dB/m	dB	dB	cm	deg																																																																																																																																																																								
1	87.23	31.00	40.00	-9.00	47.61	14.46	1.33	32.40	---	Peak																																																																																																																																																																								
2	142.52	35.31	43.50	-8.19	48.54	17.41	1.76	32.40	---	Peak																																																																																																																																																																								
3	199.75	37.20	43.50	-6.30	52.51	15.00	2.09	32.40	---	Peak																																																																																																																																																																								
4	274.44	29.59	46.00	-16.41	40.54	19.13	2.32	32.40	---	Peak																																																																																																																																																																								
5	338.46	31.23	46.00	-14.77	40.60	20.32	2.71	32.40	---	Peak																																																																																																																																																																								
6	375.32	30.55	46.00	-15.45	38.82	21.25	2.88	32.40	---	Peak																																																																																																																																																																								
Peak	Freq	Level	Limit	Over	ReadAntenna	Cable	Preamp	A/Pos	T/Pos	Remark																																																																																																																																																																								
	MHz	dBuV/m	dBuV/m	dB	dBuV	dB/m	dB	dB	cm	deg																																																																																																																																																																								
1	38.73	32.00	40.00	-8.00	43.17	20.39	0.84	32.40	---	Peak																																																																																																																																																																								
2	79.47	34.50	40.00	-5.50	51.86	13.75	1.29	32.40	---	Peak																																																																																																																																																																								
3	197.81	31.25	43.50	-12.25	46.56	15.01	2.08	32.40	---	Peak																																																																																																																																																																								
4	343.31	30.12	46.00	-15.88	39.35	20.44	2.73	32.40	---	Peak																																																																																																																																																																								
5	418.97	27.79	46.00	-18.21	34.85	22.29	3.05	32.40	---	Peak																																																																																																																																																																								
6	505.30	30.00	46.00	-16.00	35.12	24.14	3.14	32.40	---	Peak																																																																																																																																																																								

Appendix D. Duty Cycle Plots

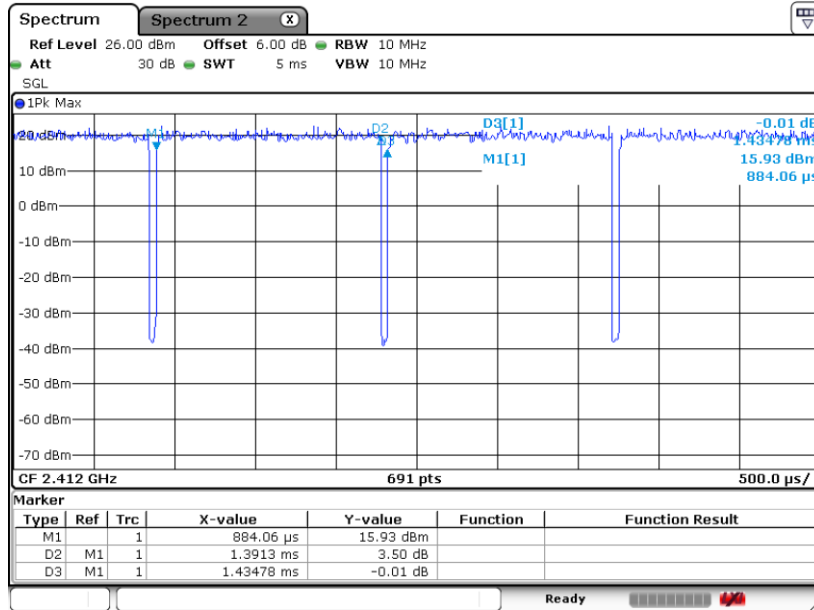
Antenna	Band	Duty Cycle(%)	T(us)	1/T(kHz)	VBW Setting
4b+5b	802.11b	100	-	-	10Hz
4b+5b	802.11g	96.97	1.391	0.719	0.75kHz
4b+5b	802.11n HT20	96.76	1.297	0.771	0.82kHz
4b+5b	802.11n HT40	93.71	0.648	1.544	1.6kHz
4b+5b	802.11ax HE20 - Full RU	95.92	1.022	0.979	1kHz
4b+5b	802.11ax HE20 - Partial RU26	99.03	-	-	10Hz
4b+5b	802.11ax HE20 - Partial RU52	99.21	-	-	10Hz
4b+5b	802.11ax HE20 - Partial RU106	97.78	2.396	0.417	0.51kHz
4b+5b	802.11ax HE40	92.50	0.536	1.865	2kHz

802.11b

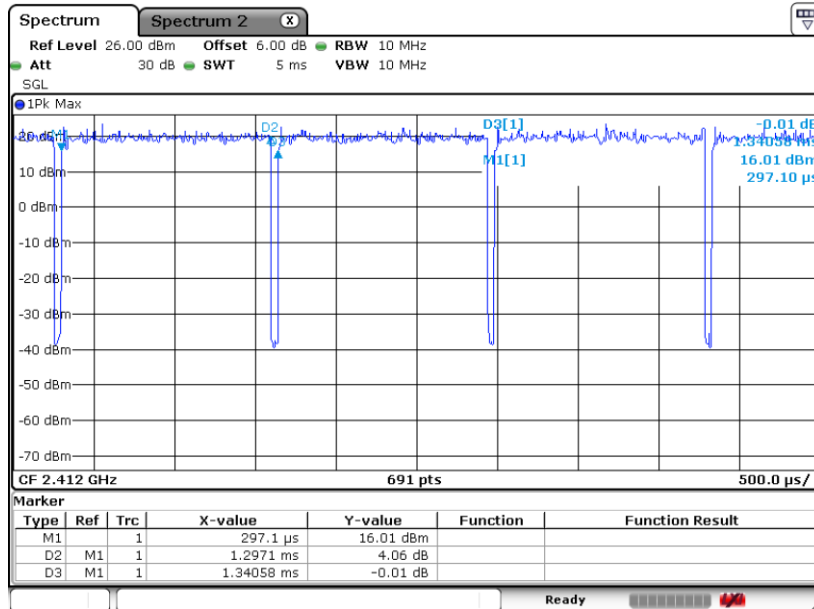




802.11g

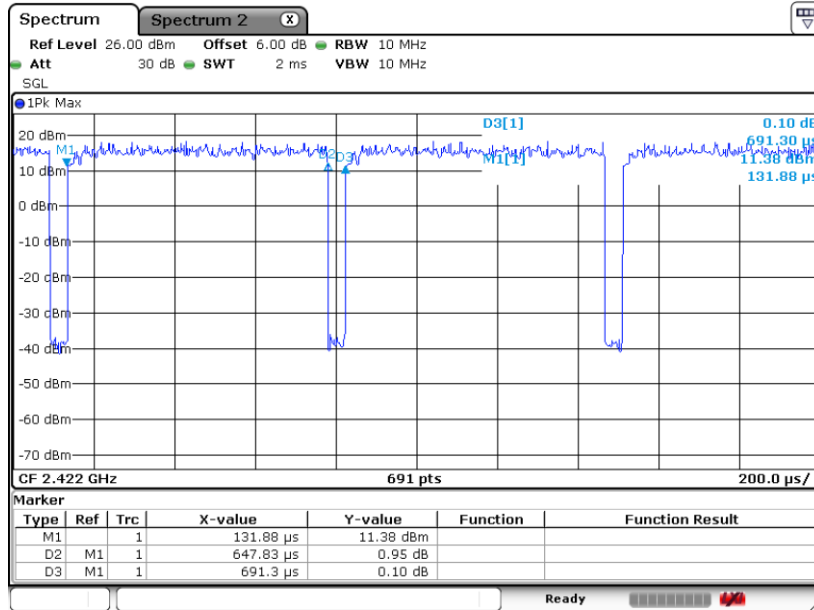


802.11n HT20

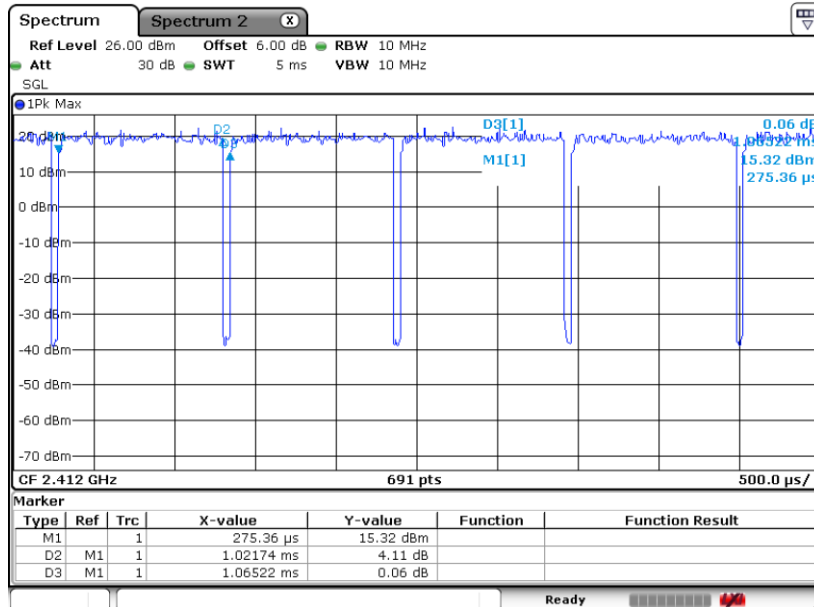




802.11n HT40

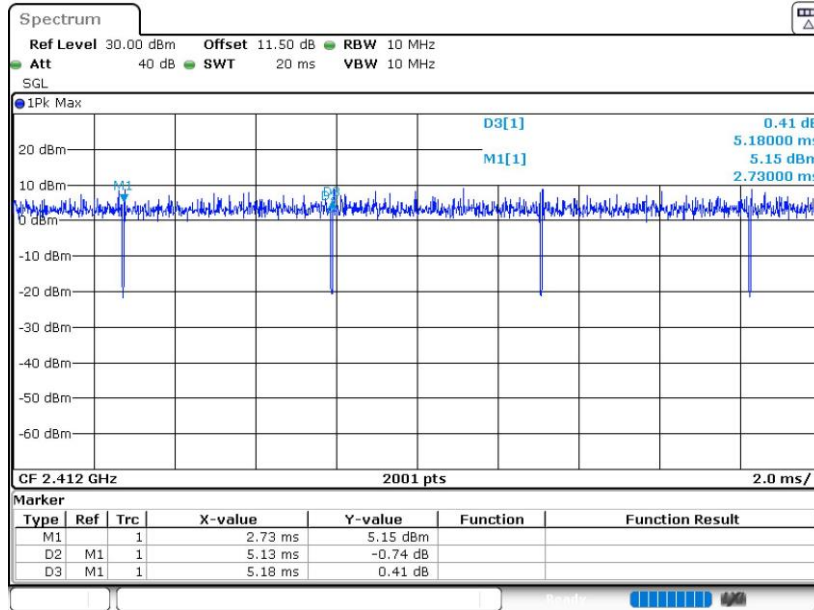


802.11ax HE20 – full RU

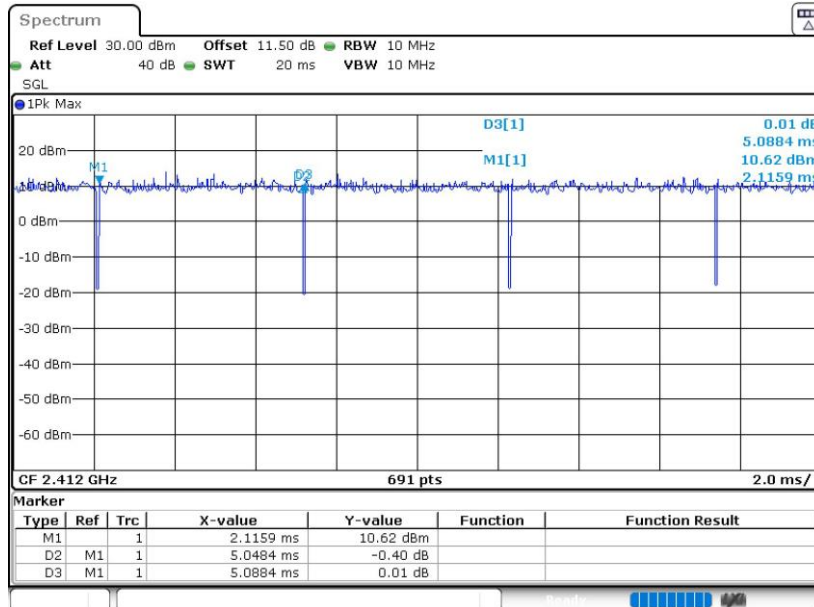




802.11ax HE20 – partial RU26

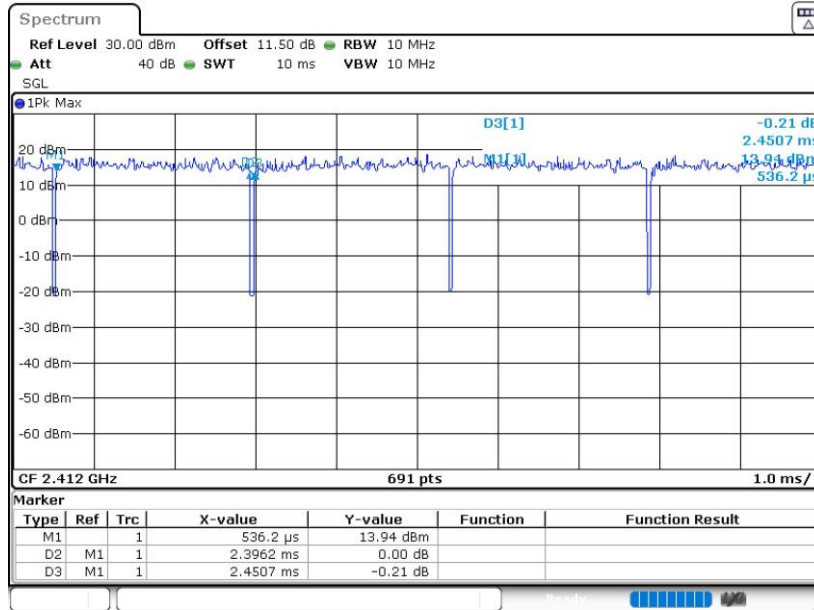


802.11ax HE20 – partial RU52





802.11ax HE20 – partial RU106



802.11ax HE40

