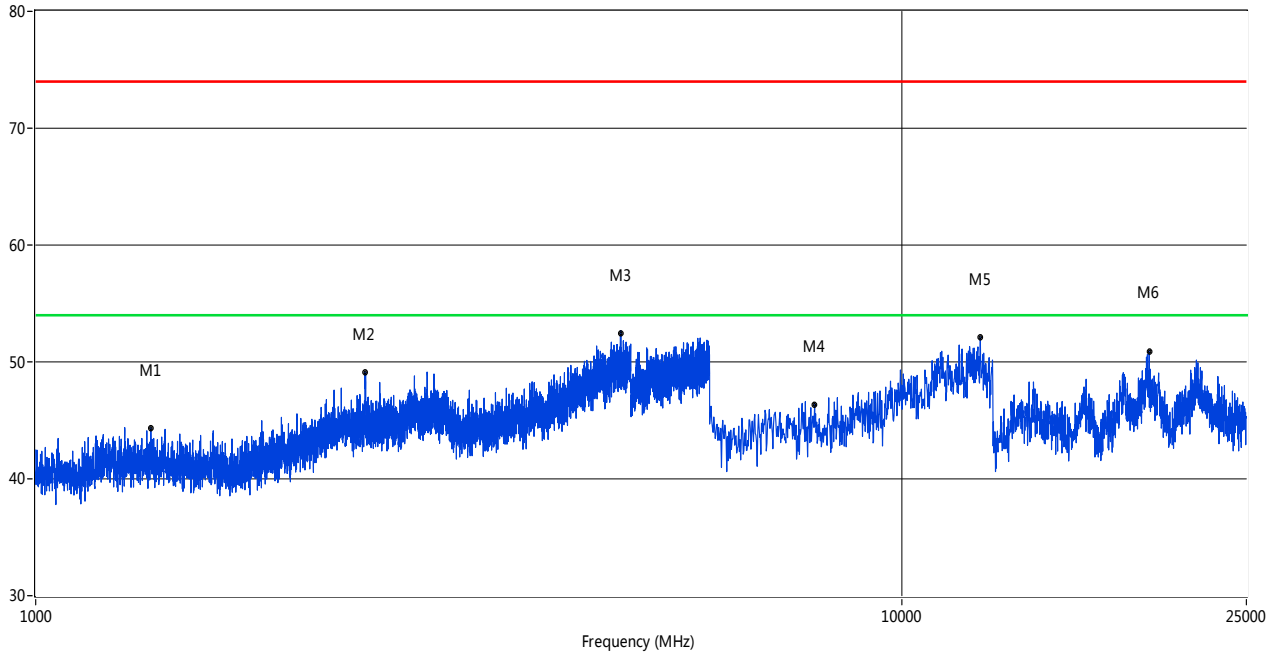


1 GHz to 25 GHz, ANT H Band I 11ac20 High channel

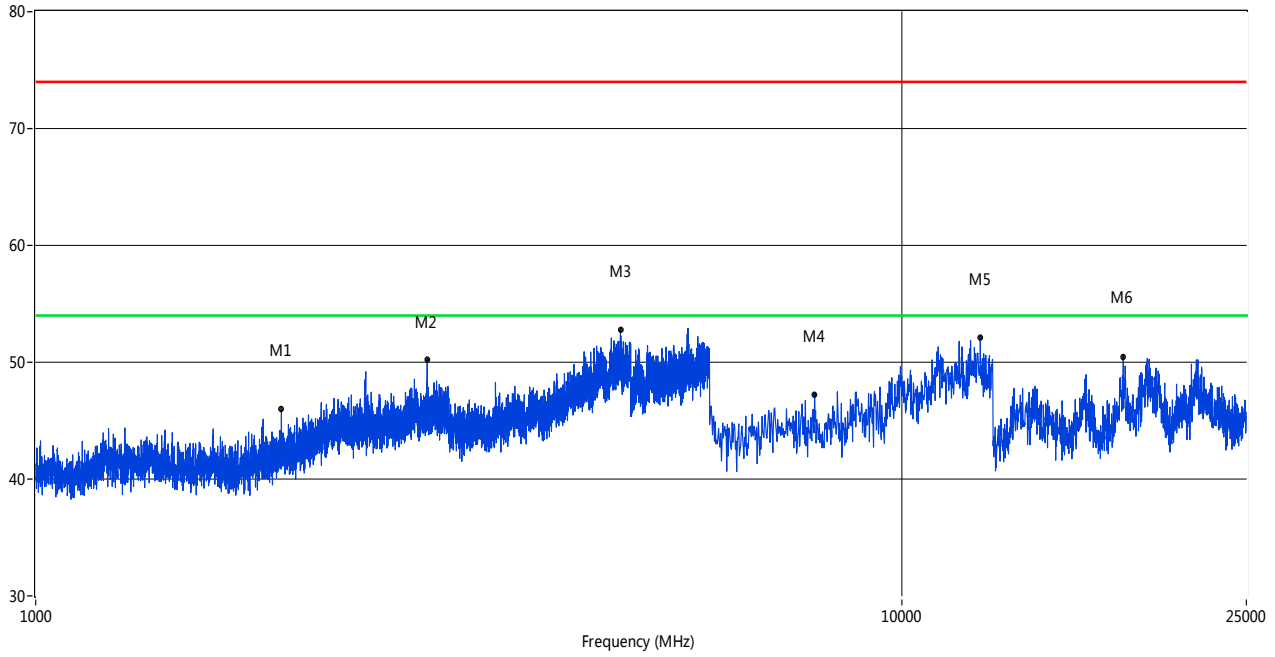
RE Test case\_FCC 15E 1GHz-25GHz



No.	Frequency (MHz)	Results (dBuV/m)	Factor (dB)	Limit (dBuV/m)	Margin (dB)	Detector	Table (o)	Height (cm)	ANT	Verdict
1	1358.41	44.38	-4.42	74.0	29.62	Peak	177.10	100	Horizontal	Pass
2	2399.65	49.13	-0.35	74.0	24.87	Peak	349.20	100	Horizontal	Pass
3	4732.82	52.80	13.68	74.0	21.20	Peak	357.10	100	Horizontal	Pass
4	7931.78	47.25	14.71	74.0	26.75	Peak	334.00	100	Horizontal	Pass
5	12323.21	52.09	20.64	74.0	21.91	Peak	344.30	100	Horizontal	Pass
6	19309.48	50.90	13.46	74.0	23.10	Peak	56.70	100	Horizontal	Pass

1 GHz to 25 GHz, ANT V Band I 11ac40 Low channel

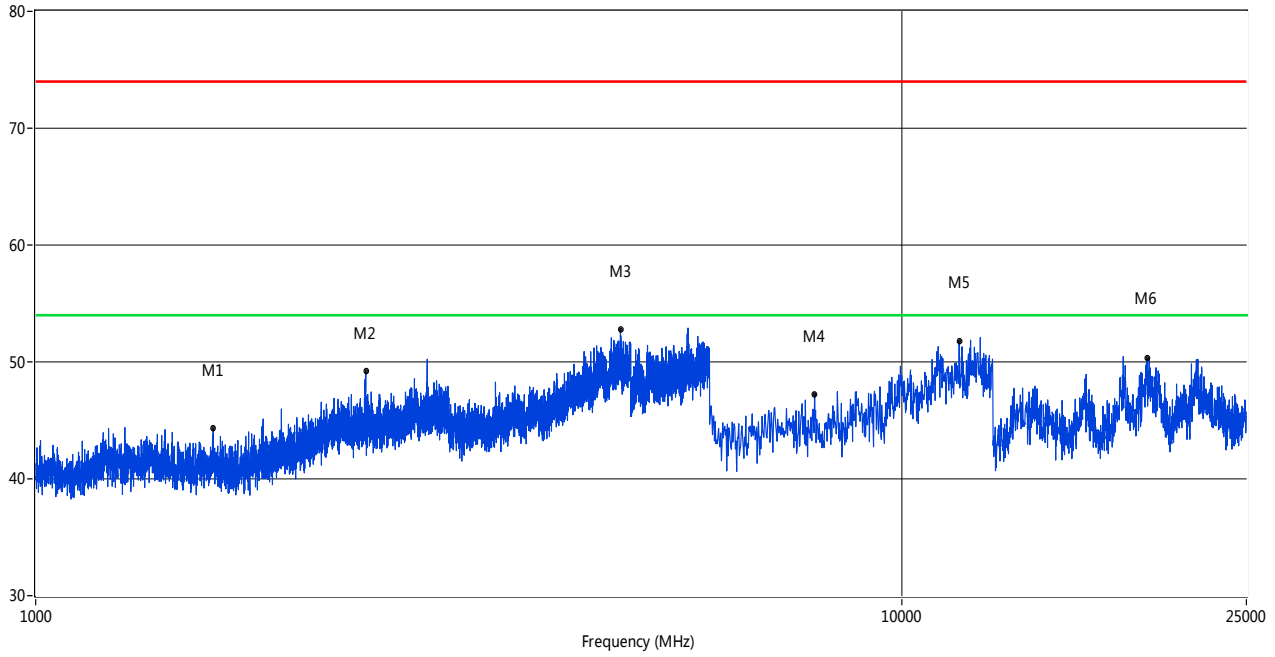
RE Test case\_FCC 15E 1GHz-25GHz



No.	Frequency (MHz)	Results (dBuV/m)	Factor (dB)	Limit (dBuV/m)	Margin (dB)	Detector	Table (o)	Height (cm)	ANT	Verdict
1	1921.77	45.98	-2.40	74.0	28.02	Peak	317.20	100	Vertical	Pass
2	2832.04	50.24	1.78	74.0	23.76	Peak	182.60	100	Vertical	Pass
3	4732.82	52.80	13.68	74.0	21.20	Peak	357.10	100	Vertical	Pass
4	7931.78	47.25	14.71	74.0	26.75	Peak	334.00	100	Vertical	Pass
5	12323.21	52.09	20.64	74.0	21.91	Peak	344.30	100	Vertical	Pass
6	18022.46	50.48	13.26	74.0	23.52	Peak	166.80	100	Vertical	Pass

1 GHz to 25 GHz, ANT H Band I 11ac40 Low channel

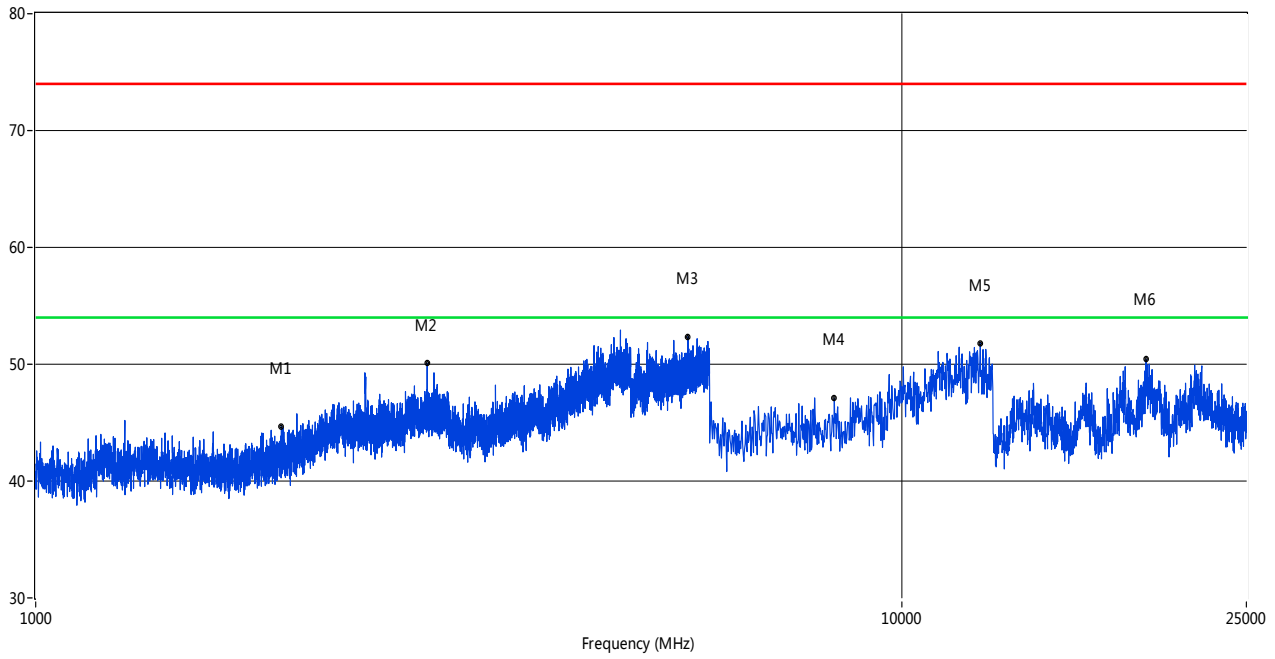
RE Test case\_FCC 15E 1GHz-25GHz



No.	Frequency (MHz)	Results (dBuV/m)	Factor (dB)	Limit (dBuV/m)	Margin (dB)	Detector	Table (o)	Height (cm)	ANT	Verdict
1	1603.35	44.30	-4.38	74.0	29.70	Peak	358.70	100	Horizontal	Pass
2	2405.15	49.19	-0.24	74.0	24.81	Peak	329.50	100	Horizontal	Pass
3	4732.82	52.80	13.68	74.0	21.20	Peak	357.10	100	Horizontal	Pass
4	7931.78	47.25	14.71	74.0	26.75	Peak	334.00	100	Horizontal	Pass
5	11649.33	51.80	20.41	74.0	22.20	Peak	-0.70	100	Horizontal	Pass
6	19209.65	50.31	14.06	74.0	23.69	Peak	93.60	100	Horizontal	Pass

1 GHz to 25 GHz, ANT V Band I 11ac40 High channel

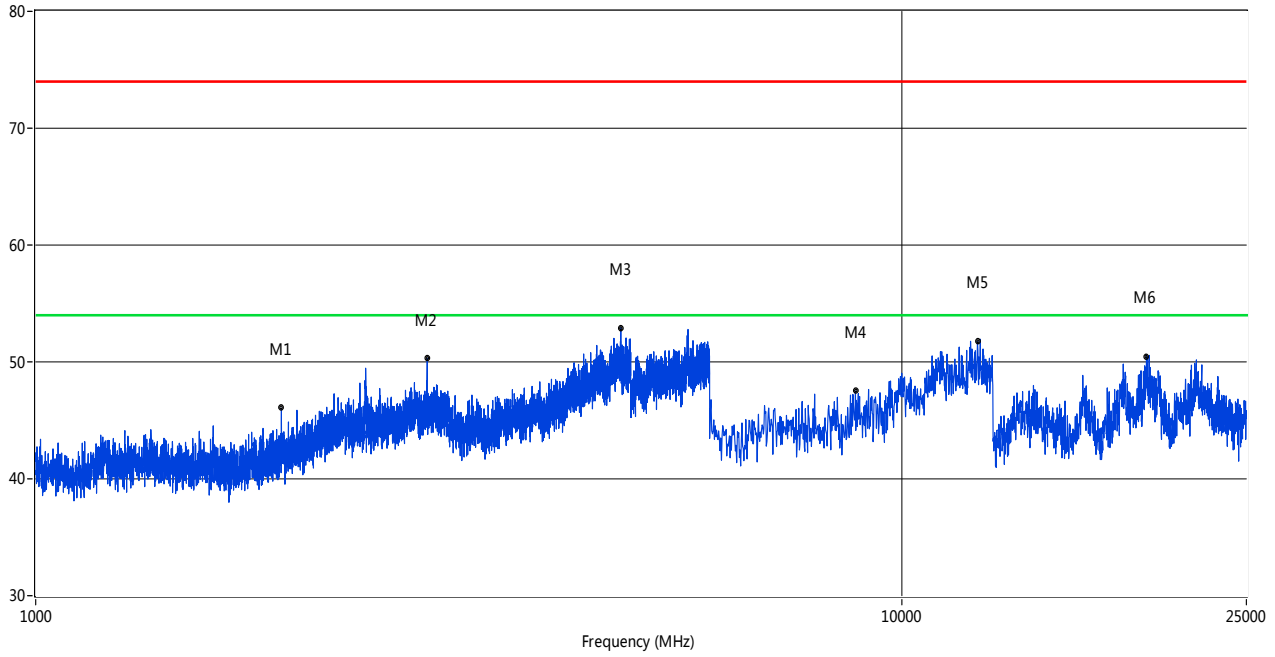
RE Test case\_FCC 15E 1GHz-25GHz



No.	Frequency (MHz)	Results (dBuV/m)	Factor (dB)	Limit (dBuV/m)	Margin (dB)	Detector	Table (o)	Height (cm)	ANT	Verdict
1	1921.77	45.75	-2.40	74.0	28.25	Peak	318.00	100	Vertical	Pass
2	2832.04	50.32	1.78	74.0	23.68	Peak	182.30	100	Vertical	Pass
3	5666.33	52.37	15.42	74.0	21.63	Peak	132.40	100	Vertical	Pass
4	8358.57	47.07	15.05	74.0	26.93	Peak	118.80	100	Vertical	Pass
5	12323.21	51.82	20.64	74.0	22.18	Peak	344.30	100	Vertical	Pass
6	19149.75	50.41	13.93	74.0	23.59	Peak	357.90	100	Vertical	Pass

1 GHz to 25 GHz, ANT H Band I 11ac40 High channel

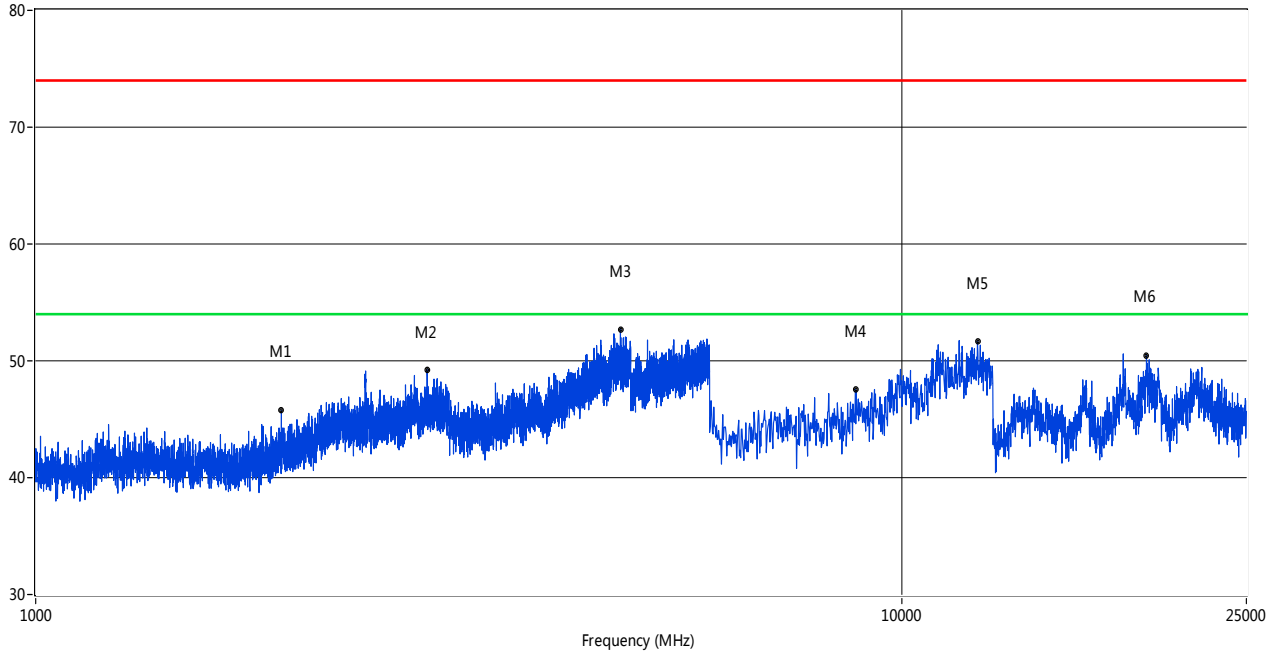
RE Test case\_FCC 15E 1GHz-25GHz



No.	Frequency (MHz)	Results (dBuV/m)	Factor (dB)	Limit (dBuV/m)	Margin (dB)	Detector	Table (o)	Height (cm)	ANT	Verdict
1	1921.77	45.75	-2.40	74.0	28.25	Peak	318.00	100	Horizontal	Pass
2	2832.04	50.32	1.78	74.0	23.68	Peak	182.30	100	Horizontal	Pass
3	4738.81	52.91	13.53	74.0	21.09	Peak	288.10	100	Horizontal	Pass
4	8841.51	47.59	16.58	74.0	26.41	Peak	307.70	100	Horizontal	Pass
5	12233.36	51.70	20.65	74.0	22.30	Peak	-0.10	100	Horizontal	Pass
6	19169.72	50.48	14.01	74.0	23.52	Peak	335.30	100	Horizontal	Pass

1 GHz to 25 GHz, ANT V Band II 11a Low channel

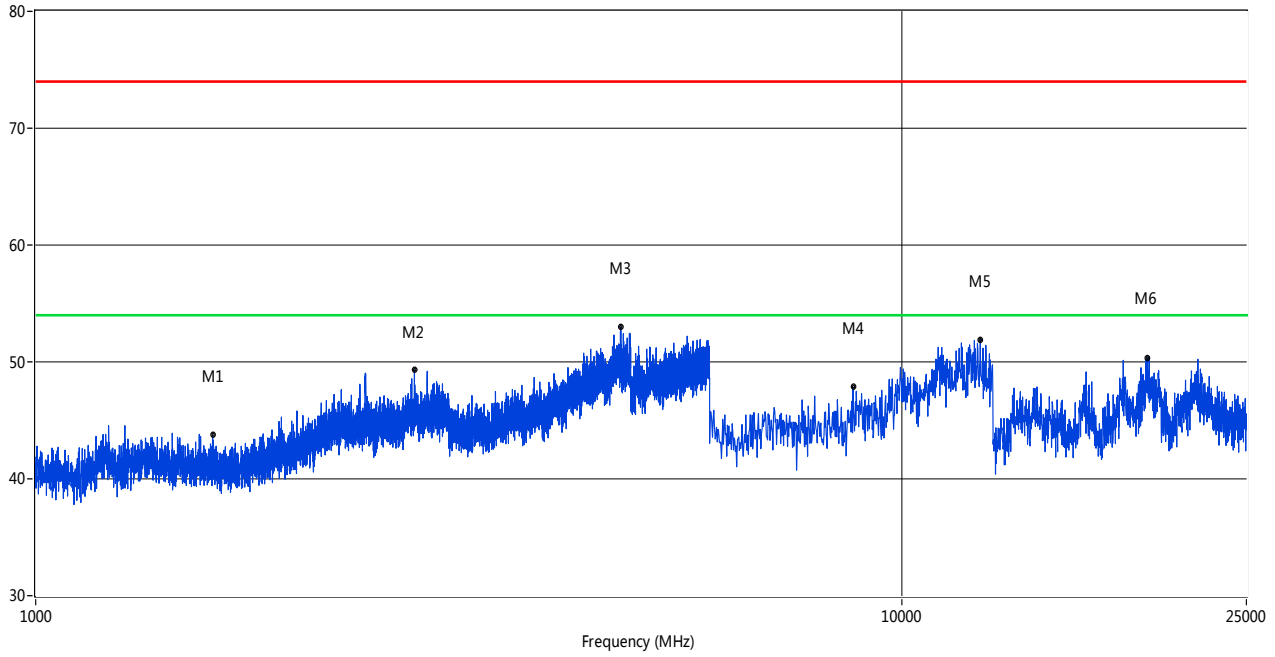
RE Test case\_FCC 15E 1GHz-25GHz



No.	Frequency (MHz)	Results (dBuV/m)	Factor (dB)	Limit (dBuV/m)	Margin (dB)	Detector	Table (o)	Height (cm)	ANT	Verdict
1	1921.77	45.75	-2.40	74.0	28.25	Peak	318.00	100	Vertical	Pass
2	2831.54	49.25	1.81	74.0	24.75	Peak	184.40	100	Vertical	Pass
3	4732.82	52.69	13.68	74.0	21.31	Peak	356.30	100	Vertical	Pass
4	8841.51	47.59	16.58	74.0	26.41	Peak	307.70	100	Vertical	Pass
5	12233.36	51.70	20.65	74.0	22.30	Peak	-0.10	100	Vertical	Pass
6	19169.72	50.48	14.01	74.0	23.52	Peak	335.30	100	Vertical	Pass

1 GHz to 25 GHz, ANT H Band II 11a Low channel

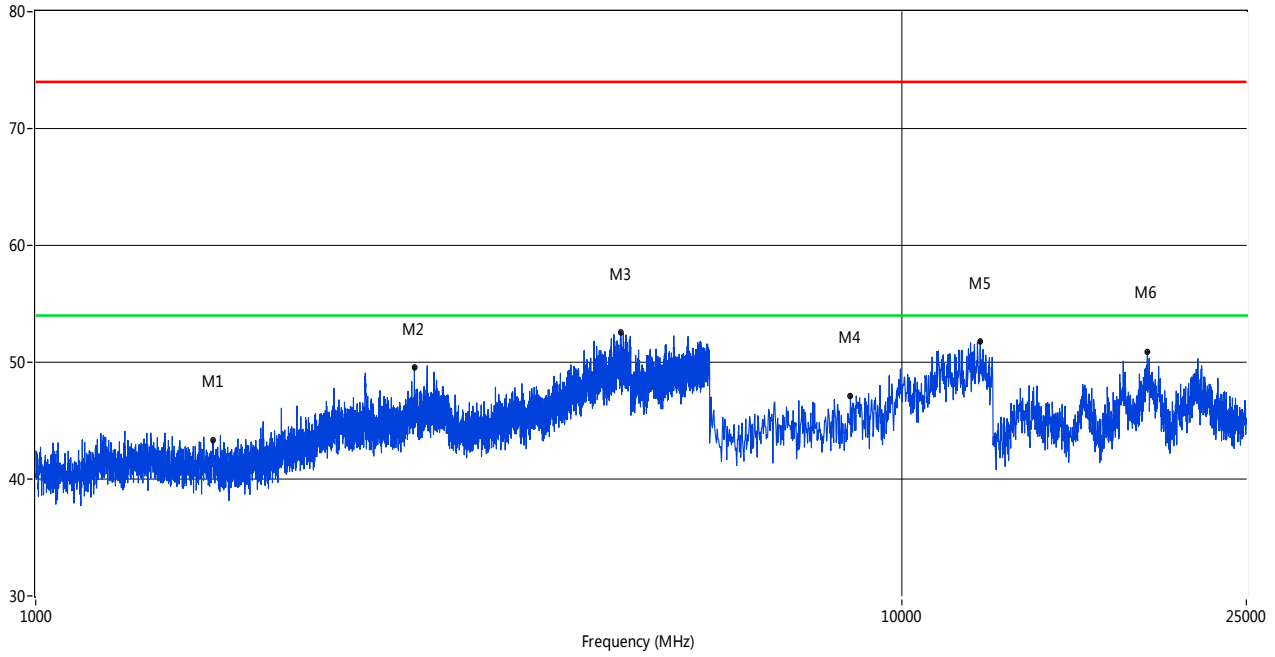
RE Test case\_FCC 15E 1GHz-25GHz



No.	Frequency (MHz)	Results (dBuV/m)	Factor (dB)	Limit (dBuV/m)	Margin (dB)	Detector	Table (o)	Height (cm)	ANT	Verdict
1	1600.85	43.74	-4.33	74.0	30.26	Peak	29.80	100	Horizontal	Pass
2	2737.07	49.60	1.76	74.0	24.40	Peak	343.70	100	Horizontal	Pass
3	4738.81	52.52	13.53	74.0	21.48	Peak	288.10	100	Horizontal	Pass
4	8785.36	47.88	16.37	74.0	26.12	Peak	5.00	100	Horizontal	Pass
5	12323.21	51.83	20.64	74.0	22.17	Peak	343.80	100	Horizontal	Pass
6	19219.63	50.91	14.00	74.0	23.09	Peak	358.90	100	Horizontal	Pass

1 GHz to 25 GHz, ANT V Band II 11a Middle channel

RE Test case\_FCC 15E 1GHz-25GHz

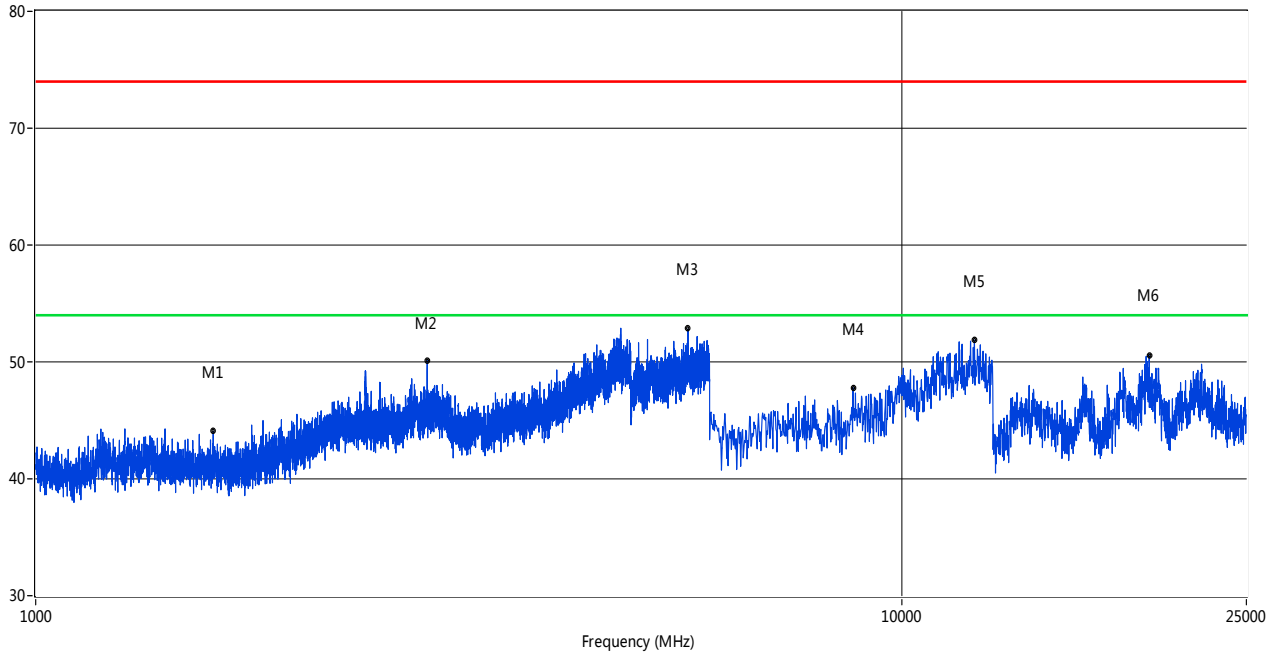


No.	Frequency (MHz)	Results (dBuV/m)	Factor (dB)	Limit (dBuV/m)	Margin (dB)	Detector	Table (o)	Height (cm)	ANT	Verdict
1	1603.35	44.08	-4.38	74.0	29.92	Peak	359.60	100	Vertical	Pass
2	2737.07	49.60	1.76	74.0	24.40	Peak	343.70	100	Vertical	Pass
3	4738.81	52.52	13.53	74.0	21.48	Peak	288.10	100	Vertical	Pass
4	8729.20	47.12	16.04	74.0	26.88	Peak	178.20	100	Vertical	Pass
5	12323.21	51.83	20.64	74.0	22.17	Peak	343.80	100	Vertical	Pass
6	19219.63	50.91	14.00	74.0	23.09	Peak	358.90	100	Vertical	Pass



1 GHz to 25 GHz, ANT H Band II 11a Middle channel

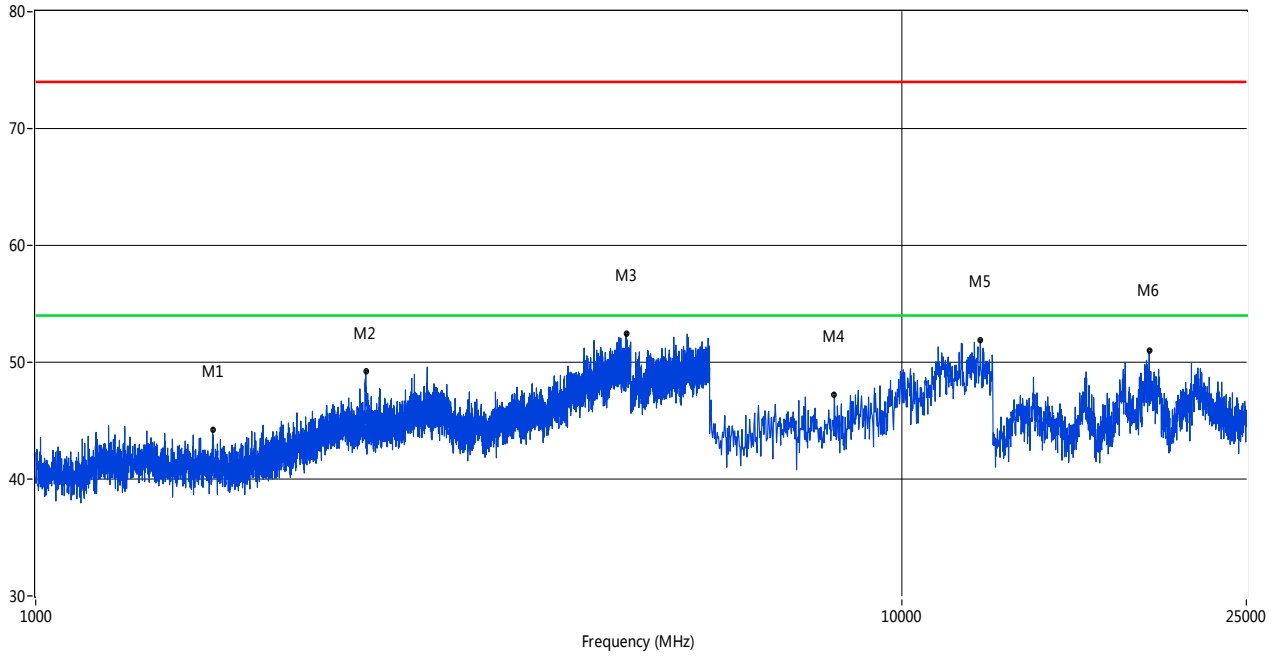
RE Test case\_FCC 15E 1GHz-25GHz



No.	Frequency (MHz)	Results (dBuV/m)	Factor (dB)	Limit (dBuV/m)	Margin (dB)	Detector	Table (o)	Height (cm)	ANT	Verdict
1	1603.35	44.08	-4.38	74.0	29.92	Peak	359.60	100	Horizontal	Pass
2	2832.04	50.16	1.78	74.0	23.84	Peak	182.60	100	Horizontal	Pass
3	5666.33	52.84	15.42	74.0	21.16	Peak	132.70	100	Horizontal	Pass
4	8785.36	47.81	16.37	74.0	26.19	Peak	4.50	100	Horizontal	Pass
5	12132.28	51.88	20.73	74.0	22.12	Peak	136.50	100	Horizontal	Pass
6	19309.48	50.82	13.46	74.0	23.18	Peak	58.10	100	Horizontal	Pass

1 GHz to 25 GHz, ANT V Band II 11a High channel

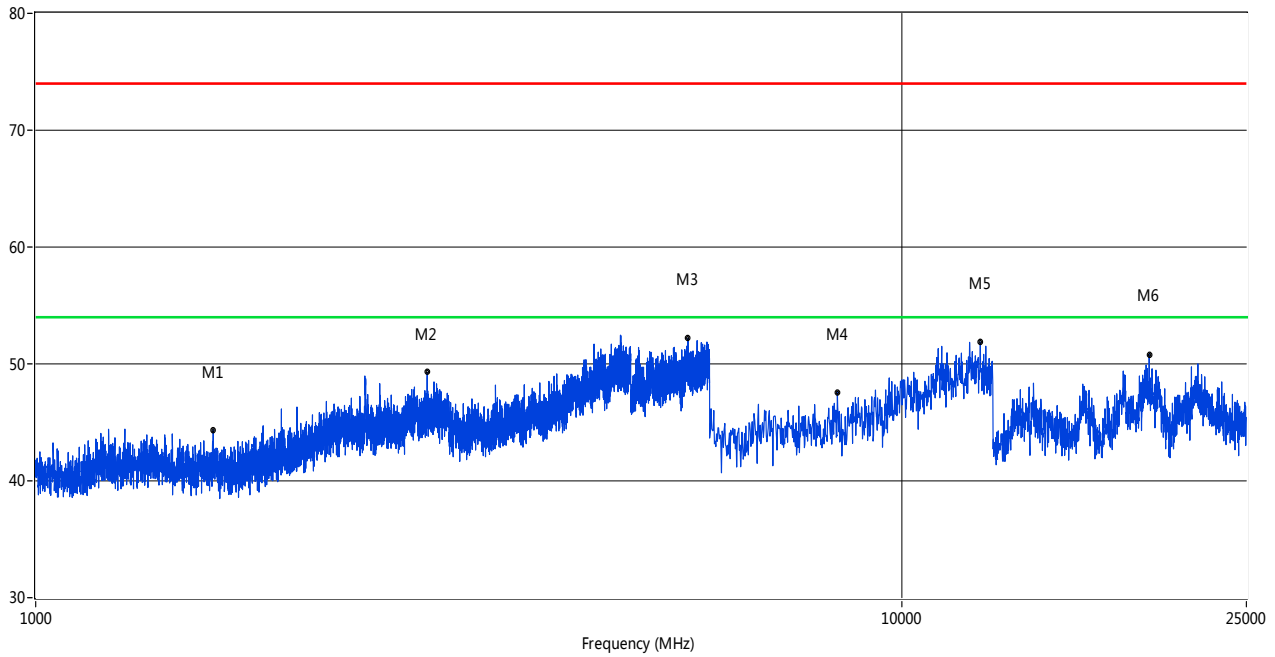
RE Test case\_FCC 15E 1GHz-25GHz



No.	Frequency (MHz)	Results (dBuV/m)	Factor (dB)	Limit (dBuV/m)	Margin (dB)	Detector	Table (o)	Height (cm)	ANT	Verdict
1	1600.85	44.21	-4.33	74.0	29.79	Peak	29.60	100	Vertical	Pass
2	2405.15	49.27	-0.24	74.0	24.73	Peak	330.00	100	Vertical	Pass
3	4805.55	52.45	13.79	74.0	21.55	Peak	57.50	100	Vertical	Pass
4	8358.57	47.19	15.05	74.0	26.81	Peak	118.60	100	Vertical	Pass
5	12323.21	51.89	20.64	74.0	22.11	Peak	344.00	100	Vertical	Pass
6	19309.48	50.82	13.46	74.0	23.18	Peak	58.10	100	Vertical	Pass

1 GHz to 25 GHz, ANT H Band II 11a High channel

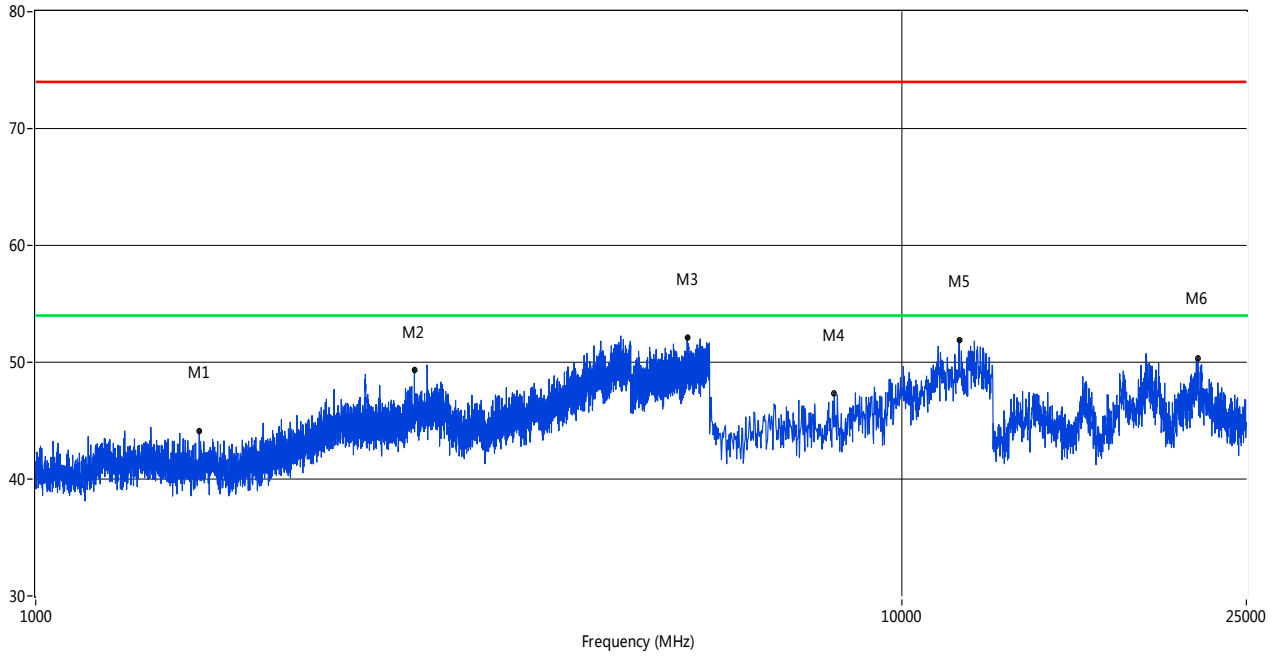
RE Test case\_FCC 15E 1GHz-25GHz



No.	Frequency (MHz)	Results (dBuV/m)	Factor (dB)	Limit (dBuV/m)	Margin (dB)	Detector	Table (o)	Height (cm)	ANT	Verdict
1	1603.35	44.38	-4.38	74.0	29.62	Peak	358.30	100	Horizontal	Pass
2	2832.04	49.28	1.78	74.0	24.72	Peak	183.20	100	Horizontal	Pass
3	5666.33	52.20	15.42	74.0	21.80	Peak	132.10	100	Horizontal	Pass
4	8425.96	47.58	15.06	74.0	26.42	Peak	71.30	100	Horizontal	Pass
5	12323.21	51.89	20.64	74.0	22.11	Peak	343.70	100	Horizontal	Pass
6	19309.48	50.82	13.46	74.0	23.18	Peak	58.10	100	Horizontal	Pass

1 GHz to 25 GHz, ANT V Band II 11n20 Low channel

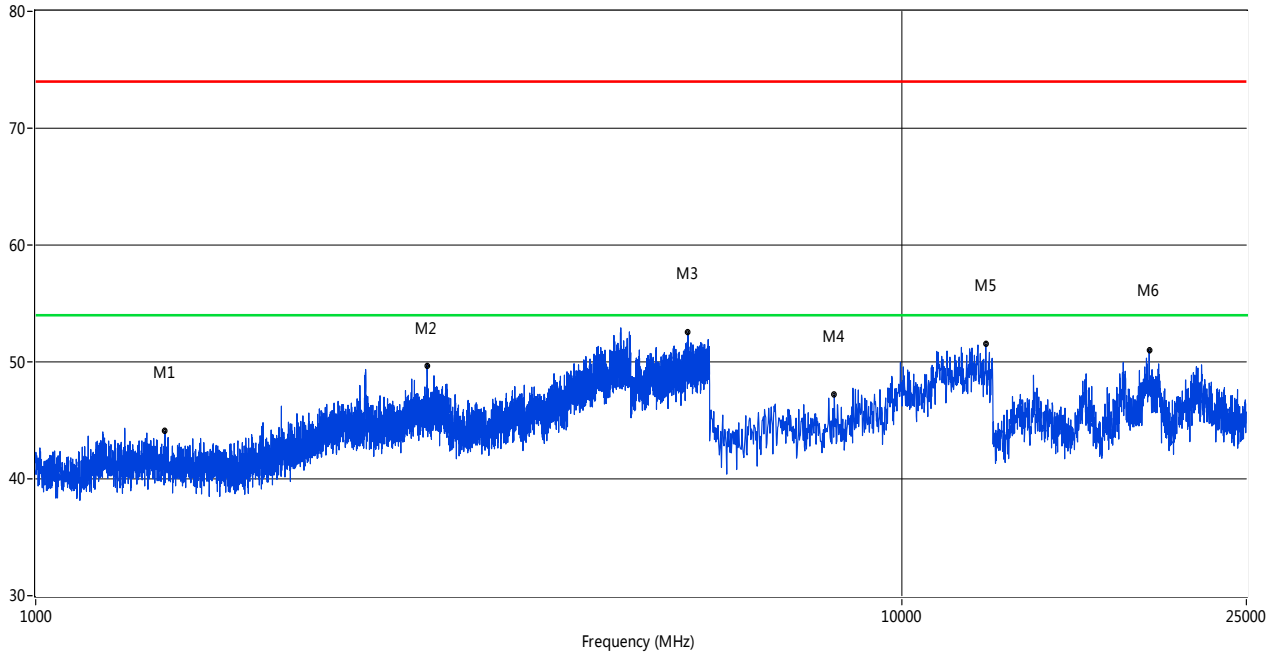
RE Test case\_FCC 15E 1GHz-25GHz



No.	Frequency (MHz)	Results (dBuV/m)	Factor (dB)	Limit (dBuV/m)	Margin (dB)	Detector	Table (o)	Height (cm)	ANT	Verdict
1	1544.86	44.12	-4.23	74.0	29.88	Peak	112.80	100	Vertical	Pass
2	2737.07	49.39	1.76	74.0	24.61	Peak	342.80	100	Vertical	Pass
3	5652.84	52.11	15.64	74.0	21.89	Peak	343.50	100	Vertical	Pass
4	8358.57	47.20	15.05	74.0	26.80	Peak	118.70	100	Vertical	Pass
5	11649.33	51.93	20.41	74.0	22.07	Peak	0.40	100	Vertical	Pass
6	21975.04	50.30	12.44	74.0	23.70	Peak	358.40	100	Vertical	Pass

1 GHz to 25 GHz, ANT H Band II 11n20 Low channel

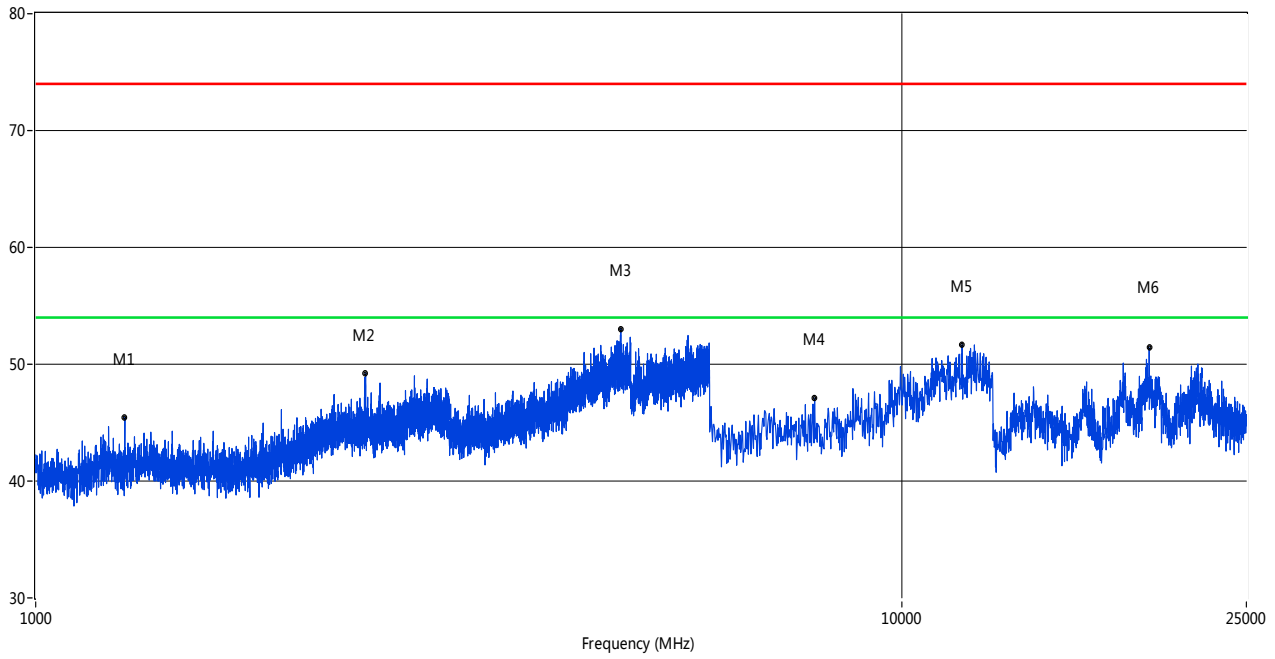
RE Test case\_FCC 15E 1GHz-25GHz



No.	Frequency (MHz)	Results (dBuV/m)	Factor (dB)	Limit (dBuV/m)	Margin (dB)	Detector	Table (o)	Height (cm)	ANT	Verdict
1	1410.40	44.09	-4.62	74.0	29.91	Peak	252.90	100	Horizontal	Pass
2	2831.54	49.72	1.81	74.0	24.28	Peak	183.20	100	Horizontal	Pass
3	5666.33	52.52	15.42	74.0	21.48	Peak	131.70	100	Horizontal	Pass
4	8358.57	47.20	15.05	74.0	26.80	Peak	118.70	100	Horizontal	Pass
5	12502.91	51.51	20.20	74.0	22.49	Peak	129.10	100	Horizontal	Pass
6	19309.48	51.32	13.46	74.0	22.68	Peak	56.90	100	Horizontal	Pass

1 GHz to 25 GHz, ANT V Band II 11n20 Middle channel

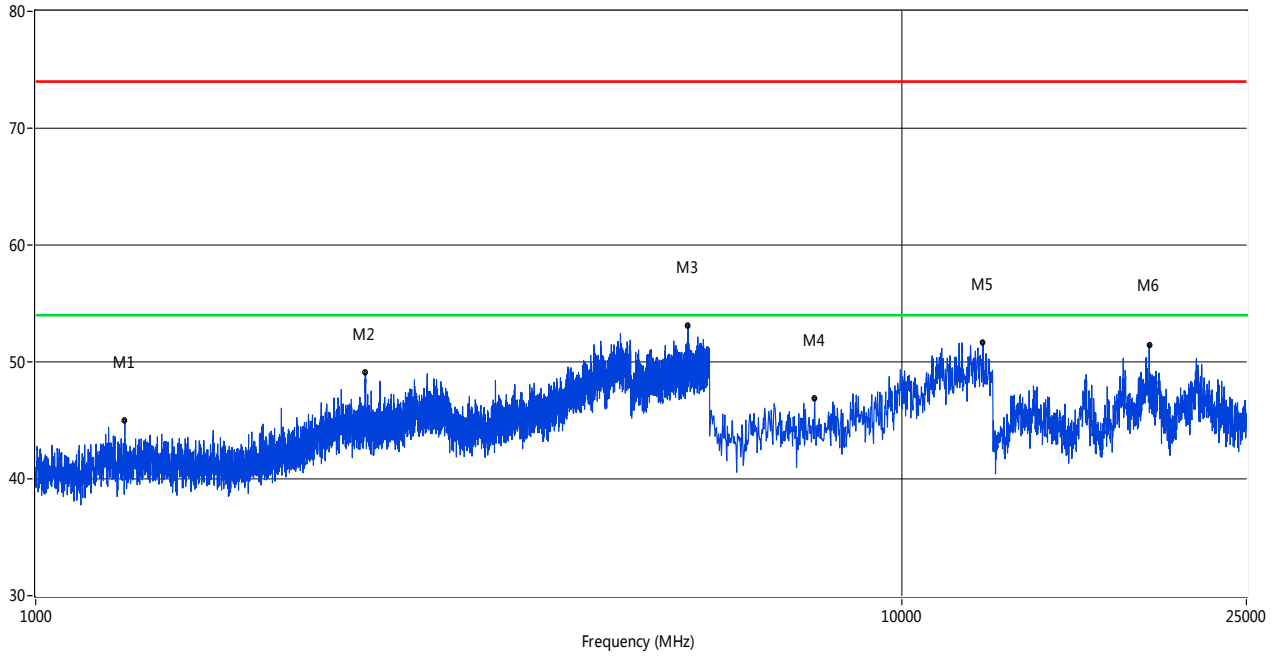
RE Test case\_FCC 15E 1GHz-25GHz



No.	Frequency (MHz)	Results (dBuV/m)	Factor (dB)	Limit (dBuV/m)	Margin (dB)	Detector	Table (o)	Height (cm)	ANT	Verdict
1	1267.43	44.95	-5.02	74.0	29.05	Peak	73.00	100	Vertical	Pass
2	2404.15	49.06	-0.28	74.0	24.94	Peak	349.50	100	Vertical	Pass
3	4738.81	53.04	13.53	74.0	20.96	Peak	287.70	100	Vertical	Pass
4	7931.78	46.85	14.71	74.0	27.15	Peak	334.30	100	Vertical	Pass
5	11739.18	51.67	20.47	74.0	22.33	Peak	97.20	100	Vertical	Pass
6	19309.48	51.32	13.46	74.0	22.68	Peak	56.90	100	Vertical	Pass

1 GHz to 25 GHz, ANT H Band II 11n20 Middle channel

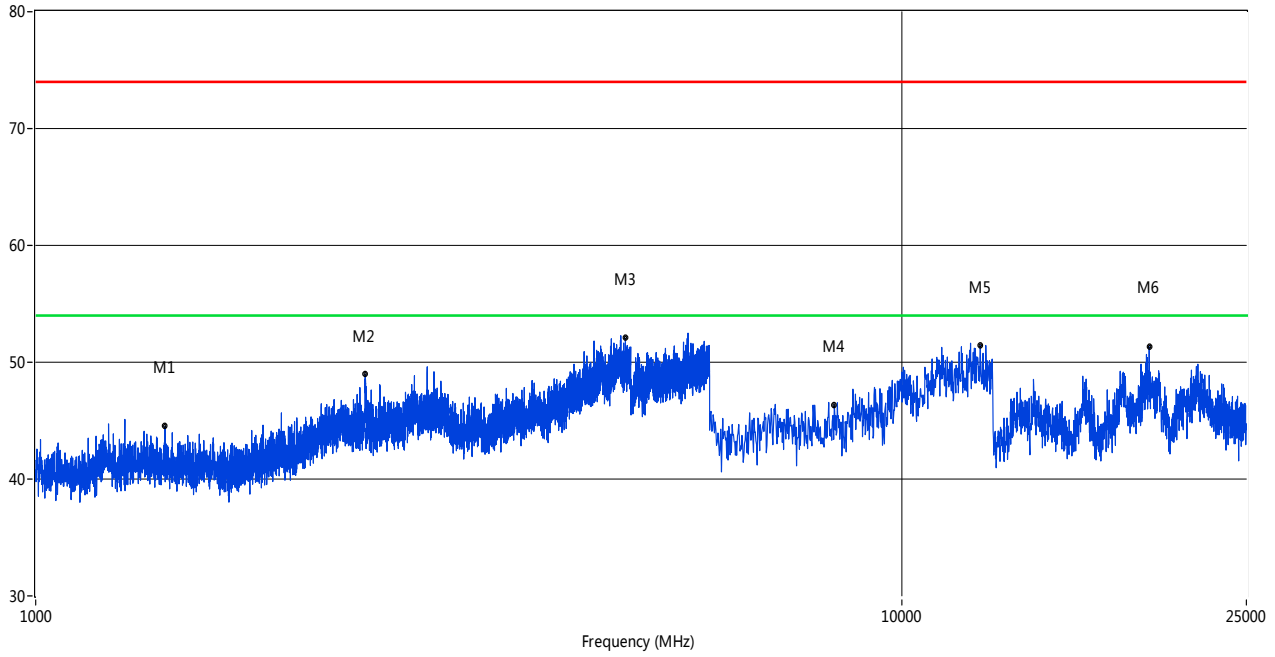
RE Test case\_FCC 15E 1GHz-25GHz



No.	Frequency (MHz)	Results (dBuV/m)	Factor (dB)	Limit (dBuV/m)	Margin (dB)	Detector	Table (o)	Height (cm)	ANT	Verdict
1	1267.43	44.95	-5.02	74.0	29.05	Peak	73.00	100	Horizontal	Pass
2	2404.15	49.06	-0.28	74.0	24.94	Peak	349.50	100	Horizontal	Pass
3	5666.33	53.10	15.42	74.0	20.90	Peak	133.20	100	Horizontal	Pass
4	7931.78	46.85	14.71	74.0	27.15	Peak	334.30	100	Horizontal	Pass
5	12413.06	51.61	20.58	74.0	22.39	Peak	113.10	100	Horizontal	Pass
6	19309.48	51.32	13.46	74.0	22.68	Peak	56.90	100	Horizontal	Pass

1 GHz to 25 GHz, ANT V Band II 11n20 High channel

RE Test case\_FCC 15E 1GHz-25GHz

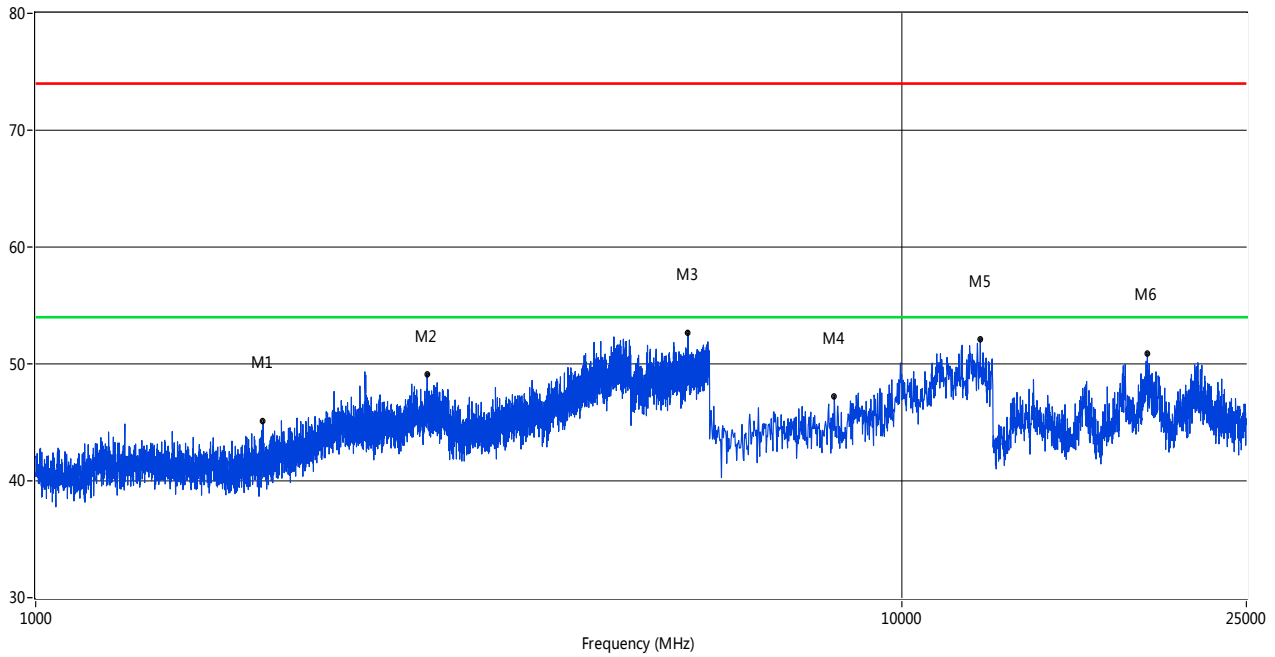


No.	Frequency (MHz)	Results (dBuV/m)	Factor (dB)	Limit (dBuV/m)	Margin (dB)	Detector	Table (o)	Height (cm)	ANT	Verdict
1	1410.40	44.51	-4.62	74.0	29.49	Peak	254.00	100	Vertical	Pass
2	2401.65	48.97	-0.27	74.0	25.03	Peak	348.90	100	Vertical	Pass
3	4796.55	52.06	13.69	74.0	21.94	Peak	259.30	100	Vertical	Pass
4	8358.57	47.27	15.05	74.0	26.73	Peak	119.20	100	Vertical	Pass
5	12323.21	52.13	20.64	74.0	21.87	Peak	344.50	100	Vertical	Pass
6	19309.48	51.32	13.46	74.0	22.68	Peak	56.90	100	Vertical	Pass



1 GHz to 25 GHz, ANT H Band II 11n20 High channel

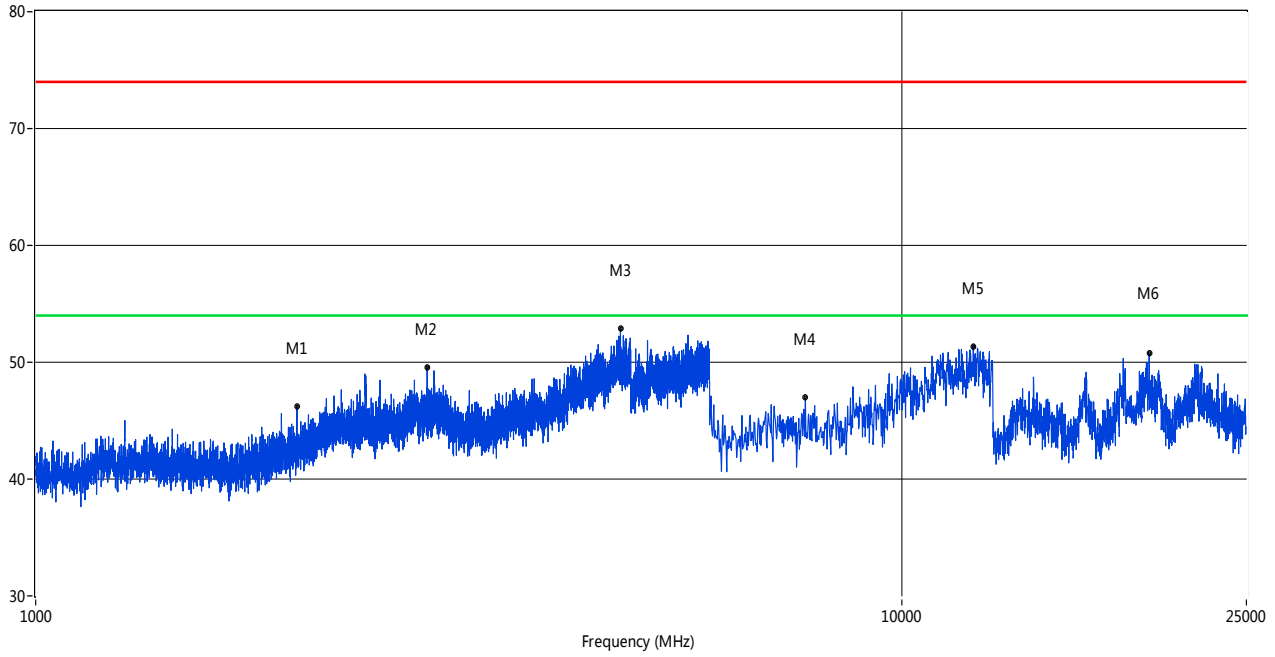
RE Test case\_FCC 15E 1GHz-25GHz



No.	Frequency (MHz)	Results (dBuV/m)	Factor (dB)	Limit (dBuV/m)	Margin (dB)	Detector	Table (o)	Height (cm)	ANT	Verdict
1	1830.79	45.07	-3.41	74.0	28.93	Peak	357.70	100	Horizontal	Pass
2	2831.54	49.59	1.81	74.0	24.41	Peak	183.20	100	Horizontal	Pass
3	5666.33	52.69	15.42	74.0	21.31	Peak	133.10	100	Horizontal	Pass
4	8358.57	47.27	15.05	74.0	26.73	Peak	119.20	100	Horizontal	Pass
5	12323.21	52.13	20.64	74.0	21.87	Peak	344.50	100	Horizontal	Pass
6	19219.63	50.86	14.00	74.0	23.14	Peak	358.00	100	Horizontal	Pass

1 GHz to 25 GHz, ANT V Band II 11n40 Low channel

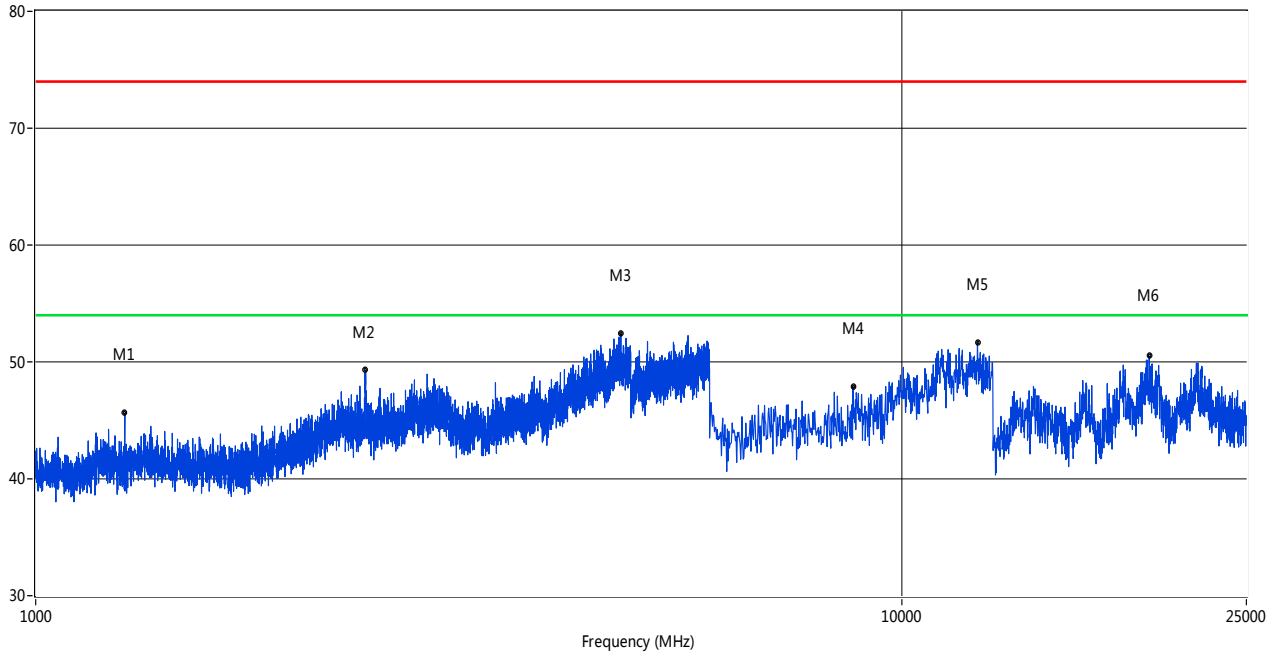
RE Test case\_FCC 15E 1GHz-25GHz



No.	Frequency (MHz)	Results (dBuV/m)	Factor (dB)	Limit (dBuV/m)	Margin (dB)	Detector	Table (o)	Height (cm)	ANT	Verdict
1	2002.75	46.24	-2.35	74.0	27.76	Peak	265.70	100	Vertical	Pass
2	2831.54	49.59	1.81	74.0	24.41	Peak	183.20	100	Vertical	Pass
3	4733.57	52.85	13.61	74.0	21.15	Peak	356.50	100	Vertical	Pass
4	7740.85	46.95	14.51	74.0	27.05	Peak	184.10	100	Vertical	Pass
5	12098.59	51.37	20.77	74.0	22.63	Peak	306.50	100	Vertical	Pass
6	19309.48	50.15	13.46	74.0	23.85	Peak	57.00	100	Vertical	Pass

1 GHz to 25 GHz, ANT H Band II 11n40 Low channel

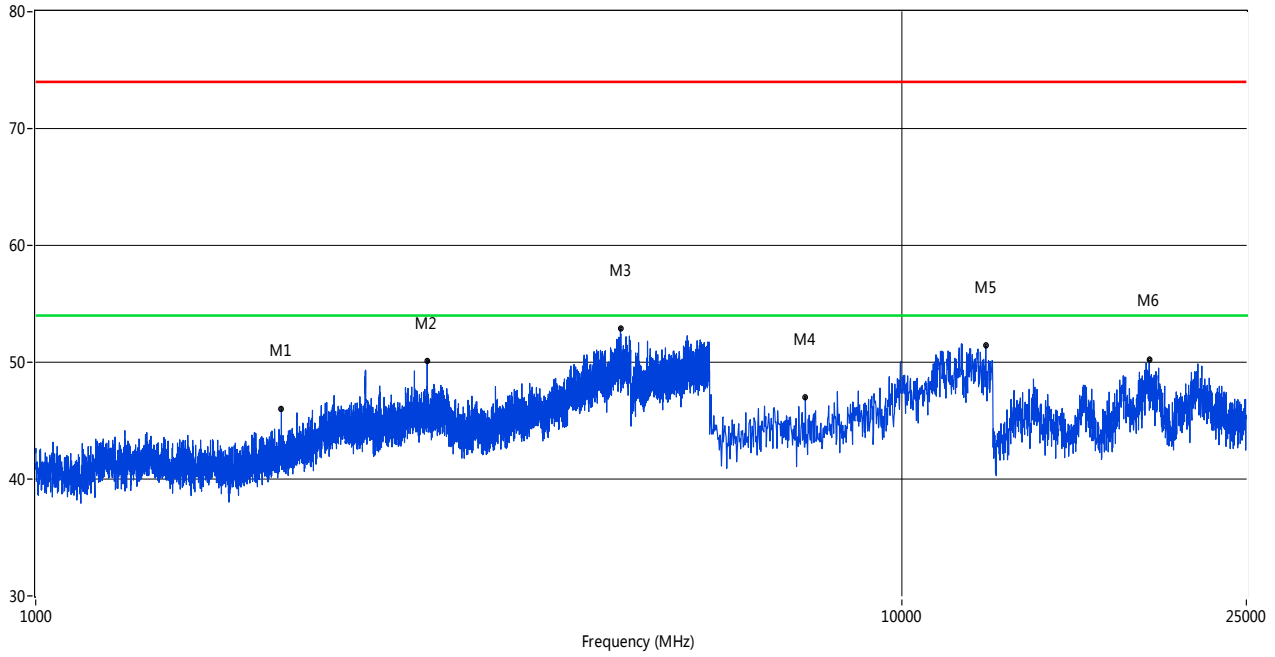
RE Test case\_FCC 15E 1GHz-25GHz



No.	Frequency (MHz)	Results (dBuV/m)	Factor (dB)	Limit (dBuV/m)	Margin (dB)	Detector	Table (o)	Height (cm)	ANT	Verdict
1	1267.43	45.65	-5.02	74.0	28.35	Peak	73.20	100	Horizontal	Pass
2	2404.65	49.31	-0.31	74.0	24.69	Peak	349.40	100	Horizontal	Pass
3	4738.81	52.41	13.53	74.0	21.59	Peak	287.70	100	Horizontal	Pass
4	8785.36	47.91	16.37	74.0	26.09	Peak	4.00	100	Horizontal	Pass
5	12233.36	51.68	20.65	74.0	22.32	Peak	-0.30	100	Horizontal	Pass
6	19309.48	50.15	13.46	74.0	23.85	Peak	57.00	100	Horizontal	Pass

1 GHz to 25 GHz, ANT V Band II 11n40 High channel

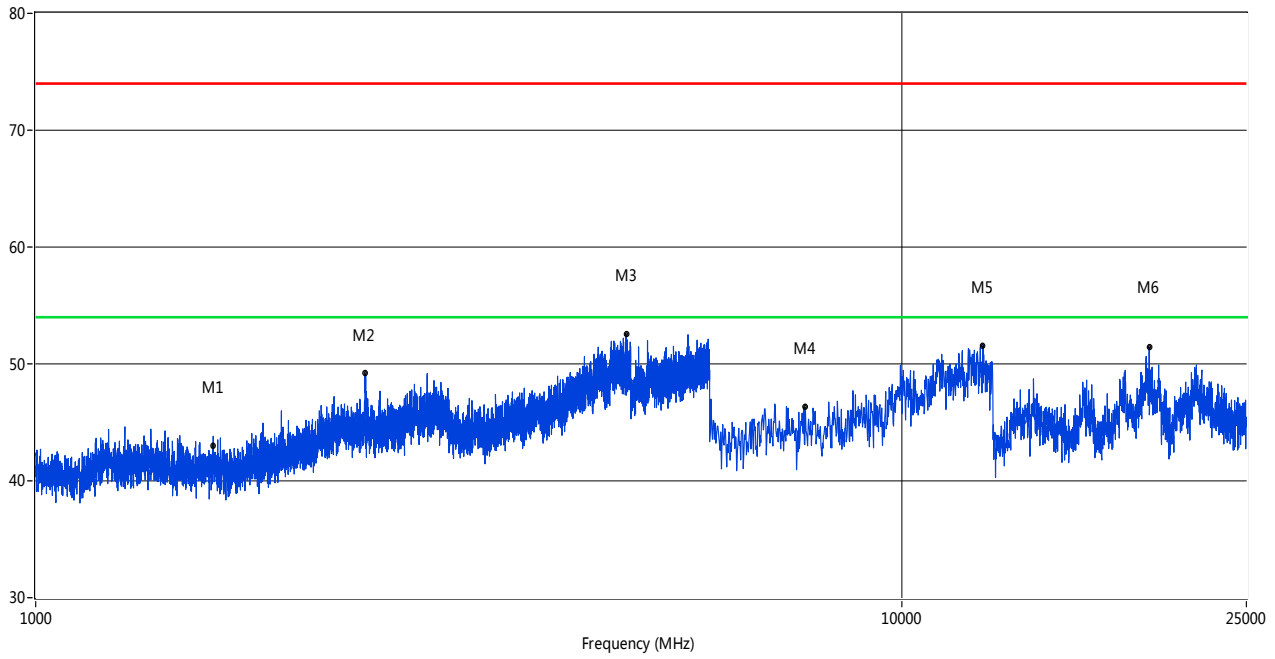
RE Test case\_FCC 15E 1GHz-25GHz



No.	Frequency (MHz)	Results (dBuV/m)	Factor (dB)	Limit (dBuV/m)	Margin (dB)	Detector	Table (o)	Height (cm)	ANT	Verdict
1	1921.77	46.01	-2.40	74.0	27.99	Peak	317.70	100	Vertical	Pass
2	2832.04	50.15	1.78	74.0	23.85	Peak	181.80	100	Vertical	Pass
3	4732.82	52.87	13.68	74.0	21.13	Peak	356.90	100	Vertical	Pass
4	7740.85	46.75	14.51	74.0	27.25	Peak	183.90	100	Vertical	Pass
5	12502.91	51.42	20.20	74.0	22.58	Peak	129.20	100	Vertical	Pass
6	19309.48	50.15	13.46	74.0	23.85	Peak	57.00	100	Vertical	Pass

1 GHz to 25 GHz, ANT H Band II 11n40 High channel

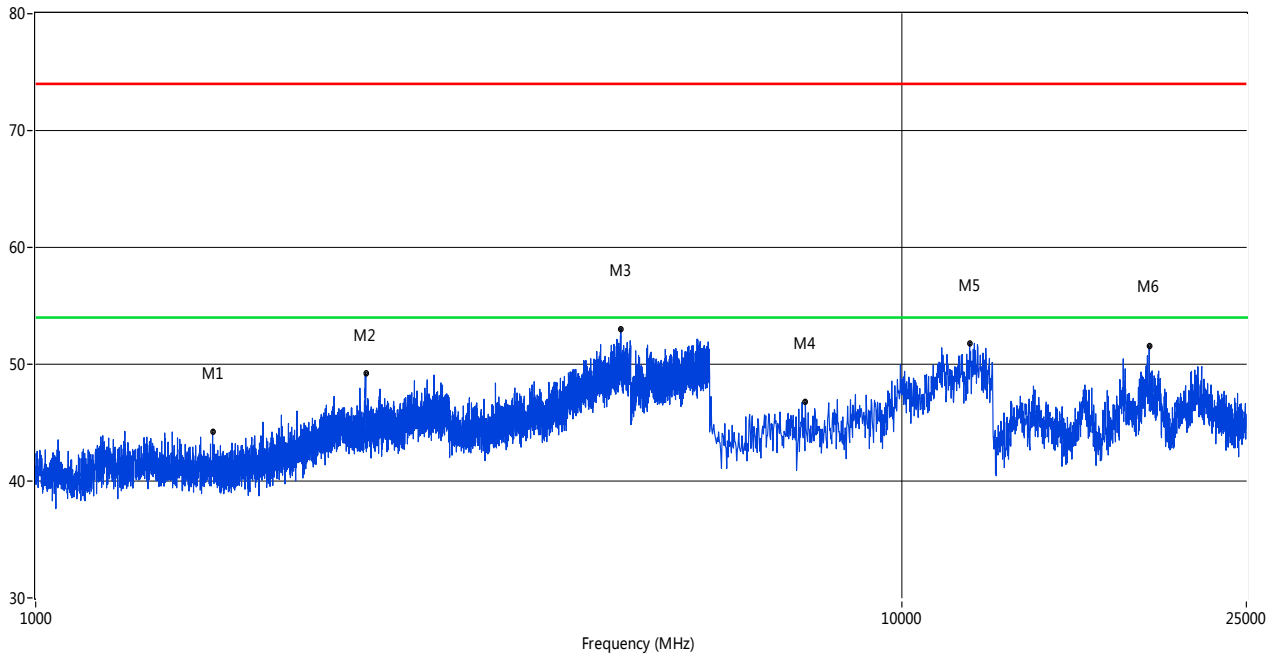
RE Test case\_FCC 15E 1GHz-25GHz



No.	Frequency (MHz)	Results (dBuV/m)	Factor (dB)	Limit (dBuV/m)	Margin (dB)	Detector	Table (o)	Height (cm)	ANT	Verdict
1	1600.85	44.06	-4.33	74.0	29.94	Peak	29.80	100	Horizontal	Pass
2	2402.15	49.20	-0.34	74.0	24.80	Peak	349.50	100	Horizontal	Pass
3	4805.55	52.57	13.79	74.0	21.43	Peak	58.10	100	Horizontal	Pass
4	7740.85	46.75	14.51	74.0	27.25	Peak	183.90	100	Horizontal	Pass
5	12413.06	51.59	20.58	74.0	22.41	Peak	112.90	100	Horizontal	Pass
6	19309.48	50.15	13.46	74.0	23.85	Peak	57.00	100	Horizontal	Pass

1 GHz to 25 GHz, ANT V Band II 11ac20 Low channel

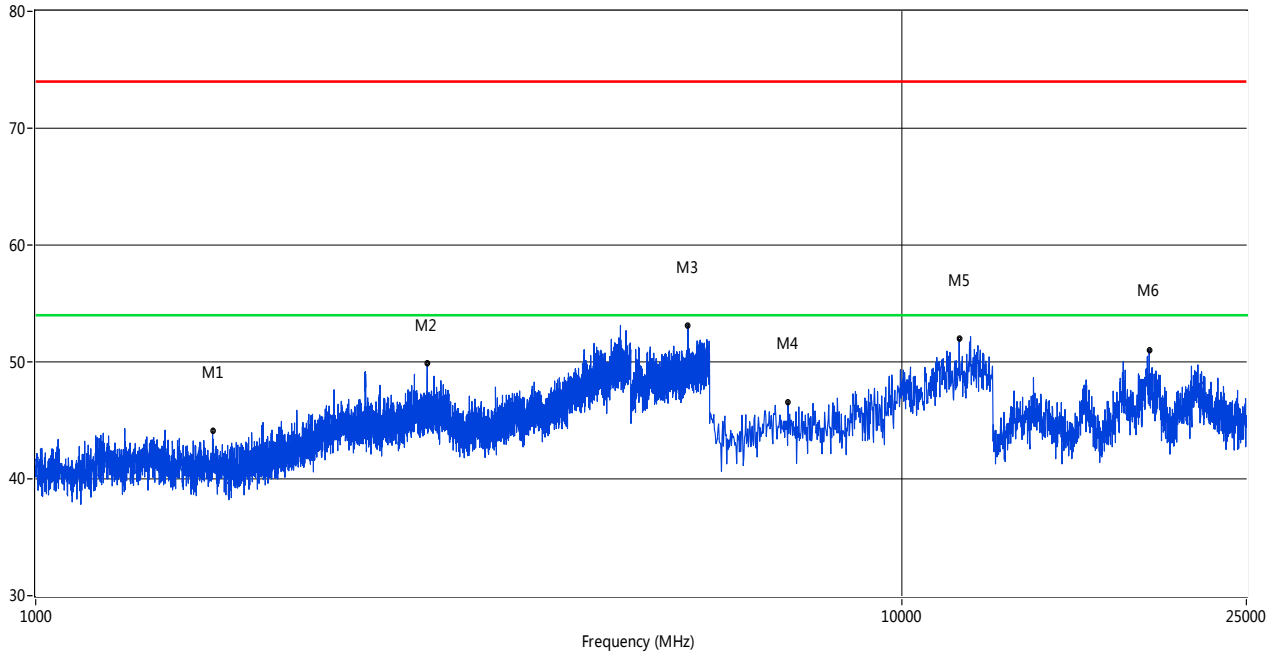
RE Test case\_FCC 15E 1GHz-25GHz



No.	Frequency (MHz)	Results (dBuV/m)	Factor (dB)	Limit (dBuV/m)	Margin (dB)	Detector	Table (o)	Height (cm)	ANT	Verdict
1	1600.85	44.06	-4.33	74.0	29.94	Peak	29.80	100	Vertical	Pass
2	2405.15	49.19	-0.24	74.0	24.81	Peak	330.60	100	Vertical	Pass
3	4738.81	53.02	13.53	74.0	20.98	Peak	287.60	100	Vertical	Pass
4	7740.85	46.75	14.51	74.0	27.25	Peak	183.90	100	Vertical	Pass
5	11975.04	51.77	20.76	74.0	22.23	Peak	69.70	100	Vertical	Pass
6	19309.48	50.15	13.46	74.0	23.85	Peak	57.00	100	Vertical	Pass

1 GHz to 25 GHz, ANT H Band II 11ac20 Low channel

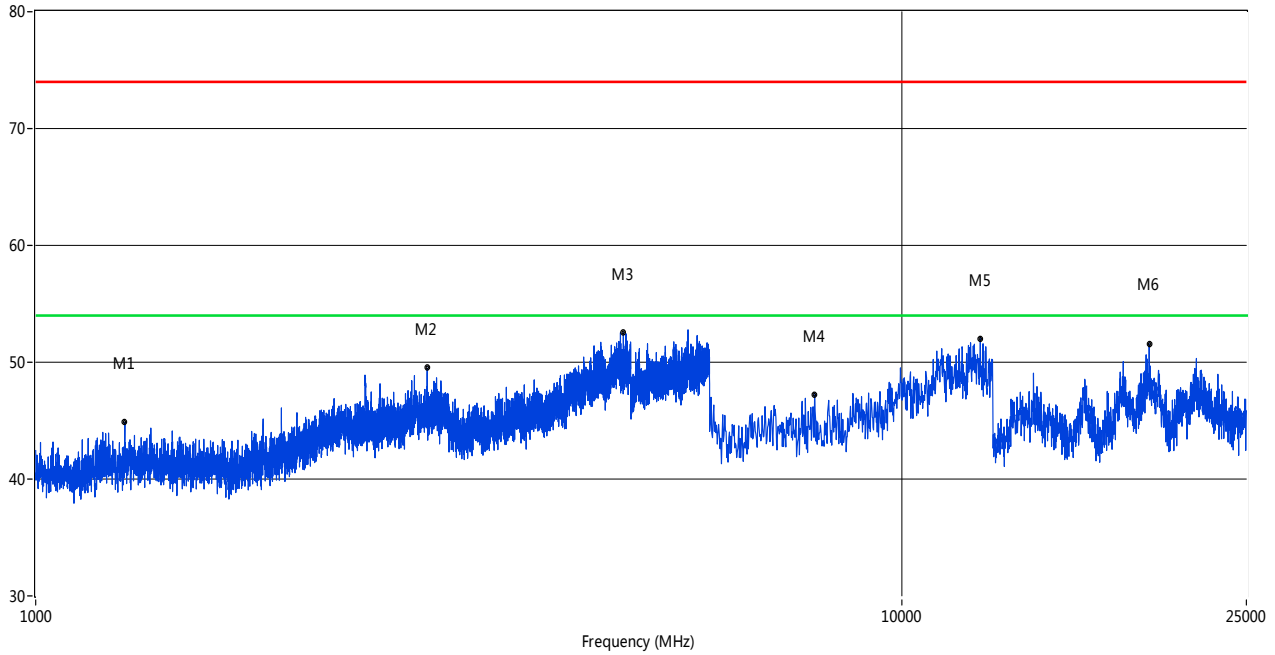
RE Test case\_FCC 15E 1GHz-25GHz



No.	Frequency (MHz)	Results (dBuV/m)	Factor (dB)	Limit (dBuV/m)	Margin (dB)	Detector	Table (o)	Height (cm)	ANT	Verdict
1	1600.85	44.06	-4.33	74.0	29.94	Peak	29.80	100	Horizontal	Pass
2	2832.04	49.55	1.78	74.0	24.45	Peak	183.20	100	Horizontal	Pass
3	5666.33	53.12	15.42	74.0	20.88	Peak	133.00	100	Horizontal	Pass
4	7392.68	46.52	14.24	74.0	27.48	Peak	311.30	100	Horizontal	Pass
5	11649.33	51.96	20.41	74.0	22.04	Peak	-0.30	100	Horizontal	Pass
6	19309.48	50.15	13.46	74.0	23.85	Peak	57.00	100	Horizontal	Pass

1 GHz to 25 GHz, ANT V Band II 11ac20 Middle channel

RE Test case\_FCC 15E 1GHz-25GHz

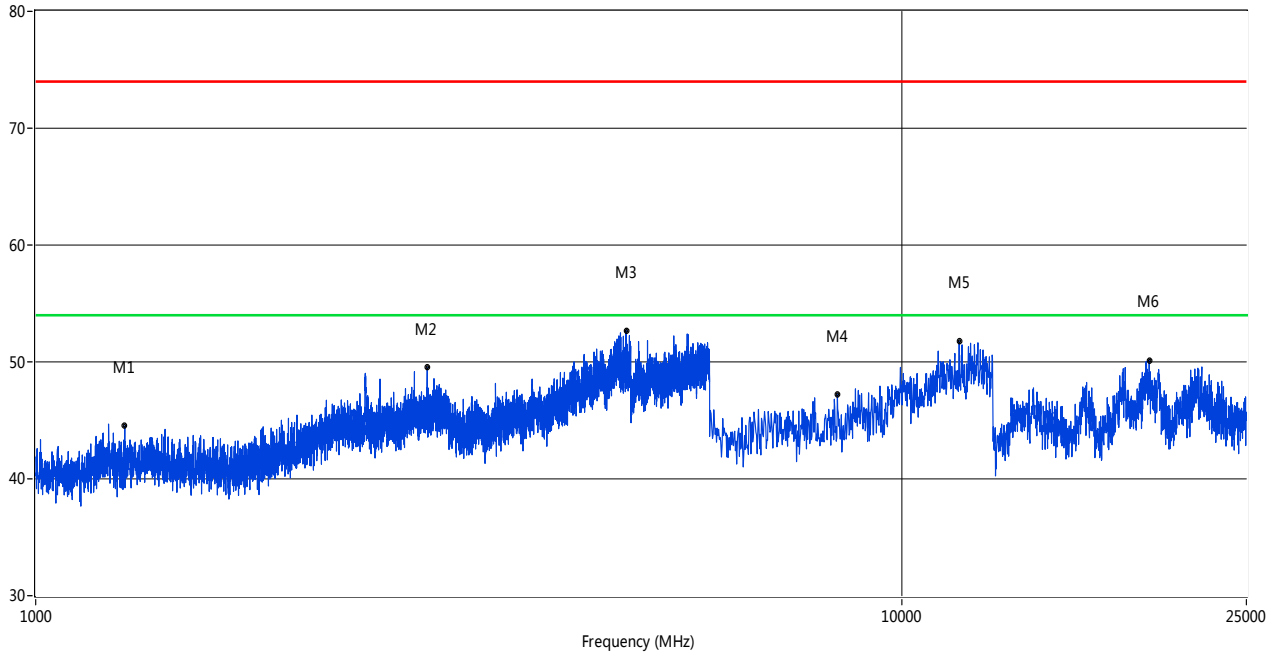


No.	Frequency (MHz)	Results (dBuV/m)	Factor (dB)	Limit (dBuV/m)	Margin (dB)	Detector	Table (o)	Height (cm)	ANT	Verdict
1	1267.43	44.85	-5.02	74.0	29.15	Peak	73.90	100	Vertical	Pass
2	2832.04	49.55	1.78	74.0	24.45	Peak	183.20	100	Vertical	Pass
3	4771.06	52.52	13.54	74.0	21.48	Peak	218.30	100	Vertical	Pass
4	7931.78	47.23	14.71	74.0	26.77	Peak	333.80	100	Vertical	Pass
5	12323.21	52.02	20.64	74.0	21.98	Peak	343.40	100	Vertical	Pass
6	19309.48	50.15	13.46	74.0	23.85	Peak	57.00	100	Vertical	Pass



1 GHz to 25 GHz, ANT H Band II 11ac20 Middle channel

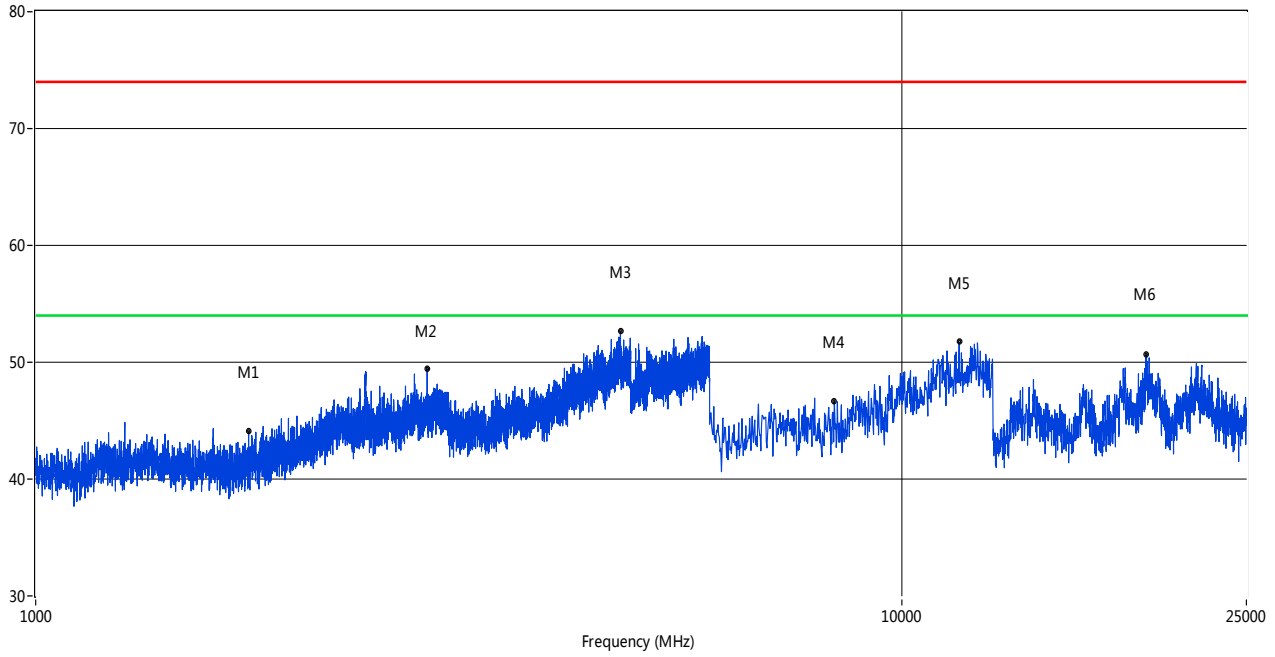
RE Test case\_FCC 15E 1GHz-25GHz



No.	Frequency (MHz)	Results (dBuV/m)	Factor (dB)	Limit (dBuV/m)	Margin (dB)	Detector	Table (o)	Height (cm)	ANT	Verdict
1	1266.93	44.54	-4.99	74.0	29.46	Peak	75.10	100	Horizontal	Pass
2	2832.04	49.55	1.78	74.0	24.45	Peak	183.20	100	Horizontal	Pass
3	4805.55	52.72	13.79	74.0	21.28	Peak	58.30	100	Horizontal	Pass
4	8425.96	47.23	15.06	74.0	26.77	Peak	70.70	100	Horizontal	Pass
5	11649.33	51.74	20.41	74.0	22.26	Peak	0.50	100	Horizontal	Pass
6	19309.48	50.15	13.46	74.0	23.85	Peak	57.00	100	Horizontal	Pass

1 GHz to 25 GHz, ANT V Band II 11ac20 High channel

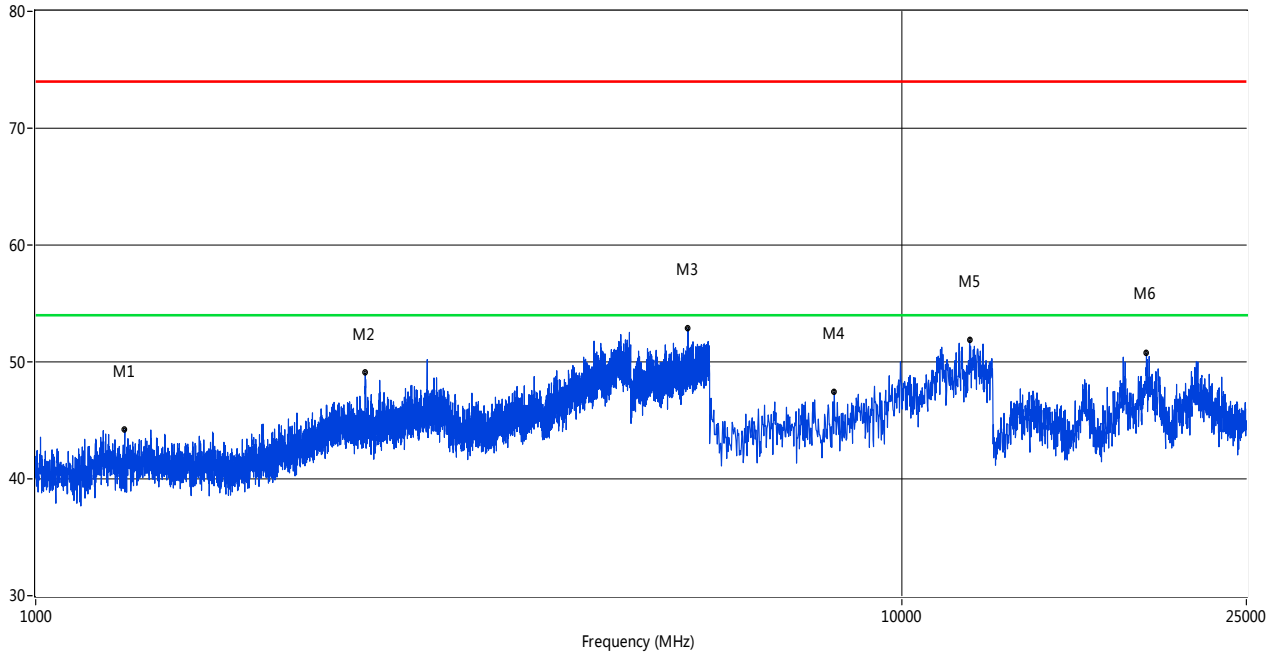
RE Test case\_FCC 15E 1GHz-25GHz



No.	Frequency (MHz)	Results (dBuV/m)	Factor (dB)	Limit (dBuV/m)	Margin (dB)	Detector	Table (o)	Height (cm)	ANT	Verdict
1	1761.31	44.07	-3.74	74.0	29.93	Peak	356.80	100	Vertical	Pass
2	2831.54	49.47	1.81	74.0	24.53	Peak	183.10	100	Vertical	Pass
3	4732.82	52.65	13.68	74.0	21.35	Peak	357.30	100	Vertical	Pass
4	8358.57	47.42	15.05	74.0	26.58	Peak	118.00	100	Vertical	Pass
5	11649.33	51.74	20.41	74.0	22.26	Peak	0.50	100	Vertical	Pass
6	19169.72	50.74	14.01	74.0	23.26	Peak	336.30	100	Vertical	Pass

1 GHz to 25 GHz, ANT H Band II 11ac20 High channel

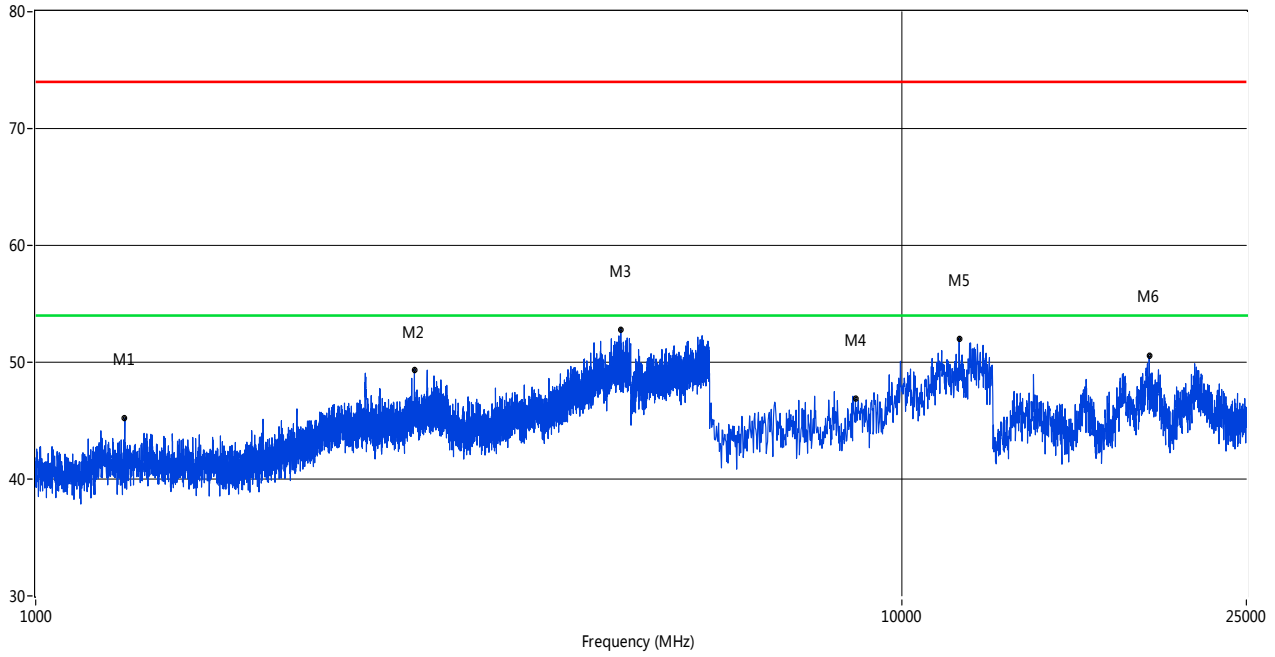
RE Test case\_FCC 15E 1GHz-25GHz



No.	Frequency (MHz)	Results (dBuV/m)	Factor (dB)	Limit (dBuV/m)	Margin (dB)	Detector	Table (o)	Height (cm)	ANT	Verdict
1	1267.43	45.17	-5.02	74.0	28.83	Peak	74.10	100	Horizontal	Pass
2	2401.65	49.07	-0.27	74.0	24.93	Peak	348.40	100	Horizontal	Pass
3	5666.33	52.86	15.42	74.0	21.14	Peak	133.10	100	Horizontal	Pass
4	8358.57	47.42	15.05	74.0	26.58	Peak	118.00	100	Horizontal	Pass
5	11975.04	51.84	20.76	74.0	22.16	Peak	70.10	100	Horizontal	Pass
6	19169.72	50.74	14.01	74.0	23.26	Peak	336.30	100	Horizontal	Pass

1 GHz to 25 GHz, ANT V Band II 11ac40 Low channel

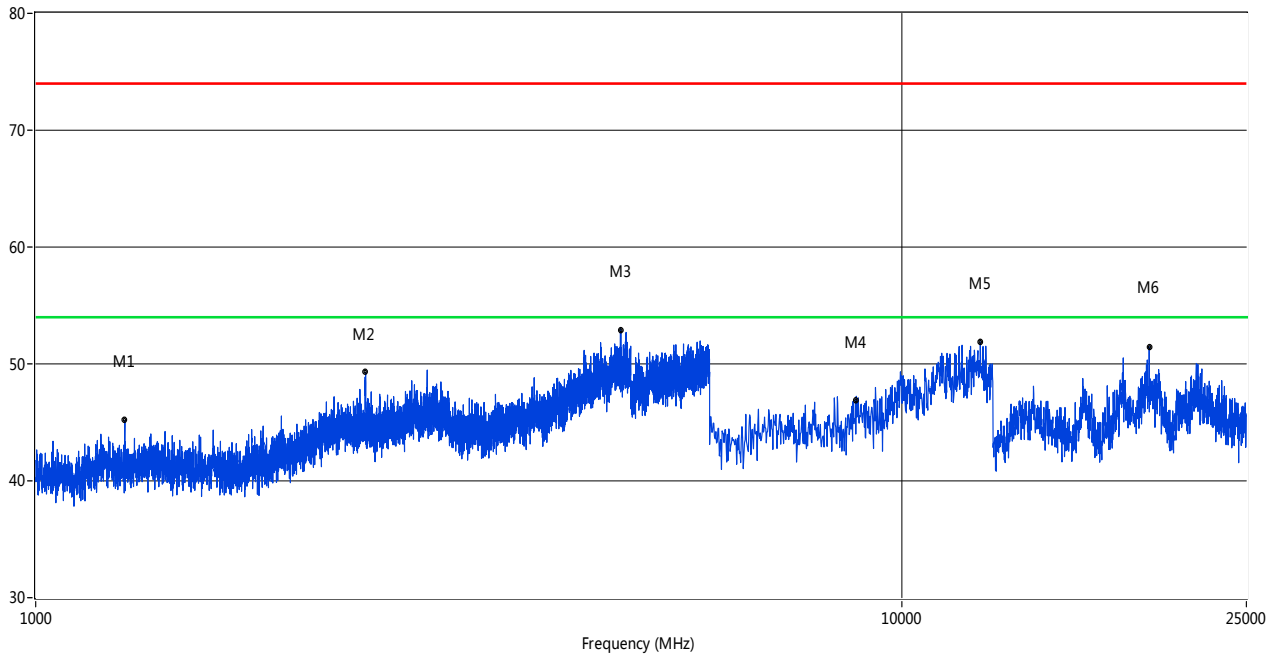
RE Test case\_FCC 15E 1GHz-25GHz



No.	Frequency (MHz)	Results (dBuV/m)	Factor (dB)	Limit (dBuV/m)	Margin (dB)	Detector	Table (o)	Height (cm)	ANT	Verdict
1	1267.43	45.17	-5.02	74.0	28.83	Peak	74.10	100	Vertical	Pass
2	2737.07	49.37	1.76	74.0	24.63	Peak	342.80	100	Vertical	Pass
3	4738.81	52.87	13.53	74.0	21.13	Peak	287.90	100	Vertical	Pass
4	8841.51	47.66	16.58	74.0	26.34	Peak	306.60	100	Vertical	Pass
5	11649.33	52.05	20.41	74.0	21.95	Peak	-0.10	100	Vertical	Pass
6	19309.48	51.44	13.46	74.0	22.56	Peak	56.70	100	Vertical	Pass

1 GHz to 25 GHz, ANT H Band II 11ac40 Low channel

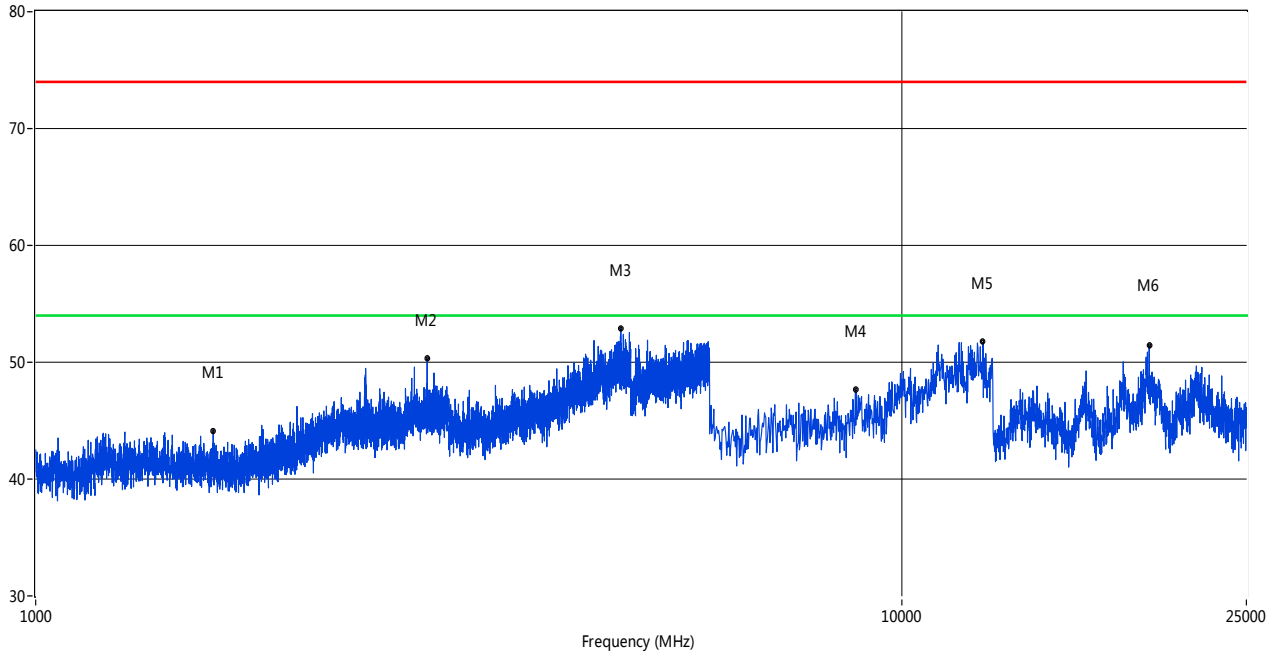
RE Test case\_FCC 15E 1GHz-25GHz



No.	Frequency (MHz)	Results (dBuV/m)	Factor (dB)	Limit (dBuV/m)	Margin (dB)	Detector	Table (o)	Height (cm)	ANT	Verdict
1	1267.43	45.17	-5.02	74.0	28.83	Peak	74.10	100	Horizontal	Pass
2	2404.15	49.28	-0.28	74.0	24.72	Peak	348.40	100	Horizontal	Pass
3	4738.81	52.87	13.53	74.0	21.13	Peak	287.90	100	Horizontal	Pass
4	8841.51	47.66	16.58	74.0	26.34	Peak	306.60	100	Horizontal	Pass
5	12323.21	51.90	20.64	74.0	22.10	Peak	343.00	100	Horizontal	Pass
6	19309.48	51.44	13.46	74.0	22.56	Peak	56.70	100	Horizontal	Pass

1 GHz to 25 GHz, ANT V Band II 11ac40 High channel

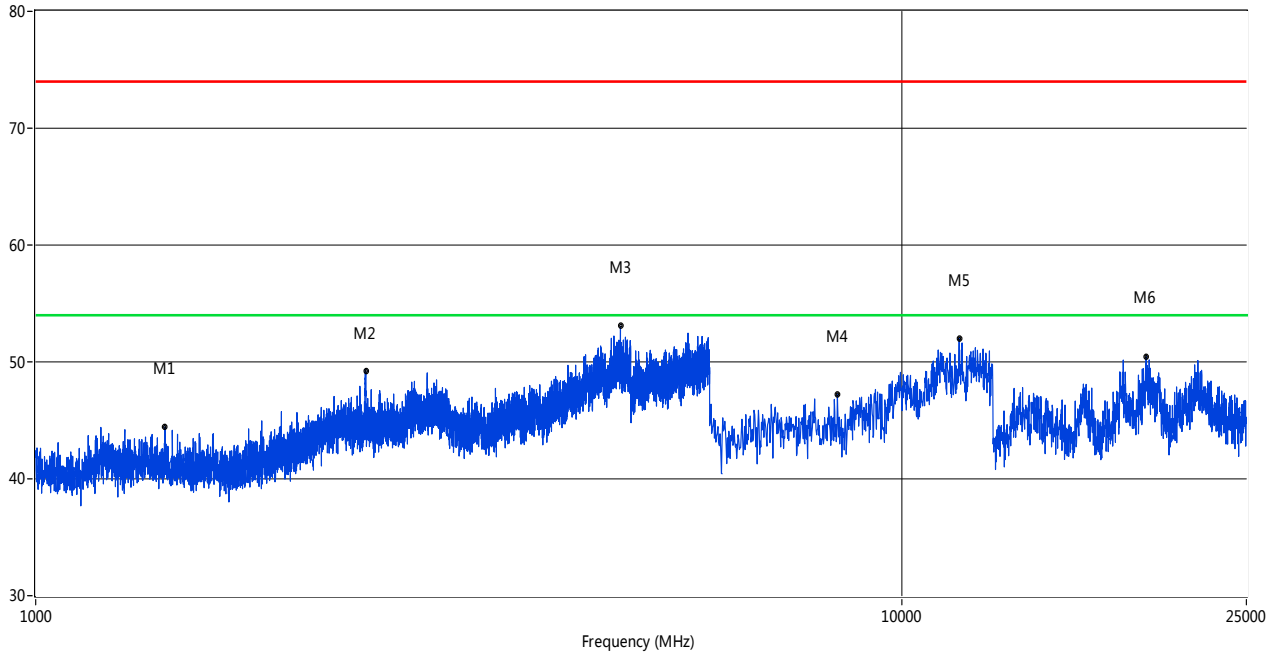
RE Test case\_FCC 15E 1GHz-25GHz



No.	Frequency (MHz)	Results (dBuV/m)	Factor (dB)	Limit (dBuV/m)	Margin (dB)	Detector	Table (o)	Height (cm)	ANT	Verdict
1	1603.35	44.15	-4.38	74.0	29.85	Peak	359.50	100	Vertical	Pass
2	2832.04	50.31	1.78	74.0	23.69	Peak	182.90	100	Vertical	Pass
3	4738.81	52.87	13.53	74.0	21.13	Peak	287.90	100	Vertical	Pass
4	8841.51	47.66	16.58	74.0	26.34	Peak	306.60	100	Vertical	Pass
5	12413.06	51.73	20.58	74.0	22.27	Peak	112.00	100	Vertical	Pass
6	19309.48	51.44	13.46	74.0	22.56	Peak	56.70	100	Vertical	Pass

1 GHz to 25 GHz, ANT H Band II 11ac40 High channel

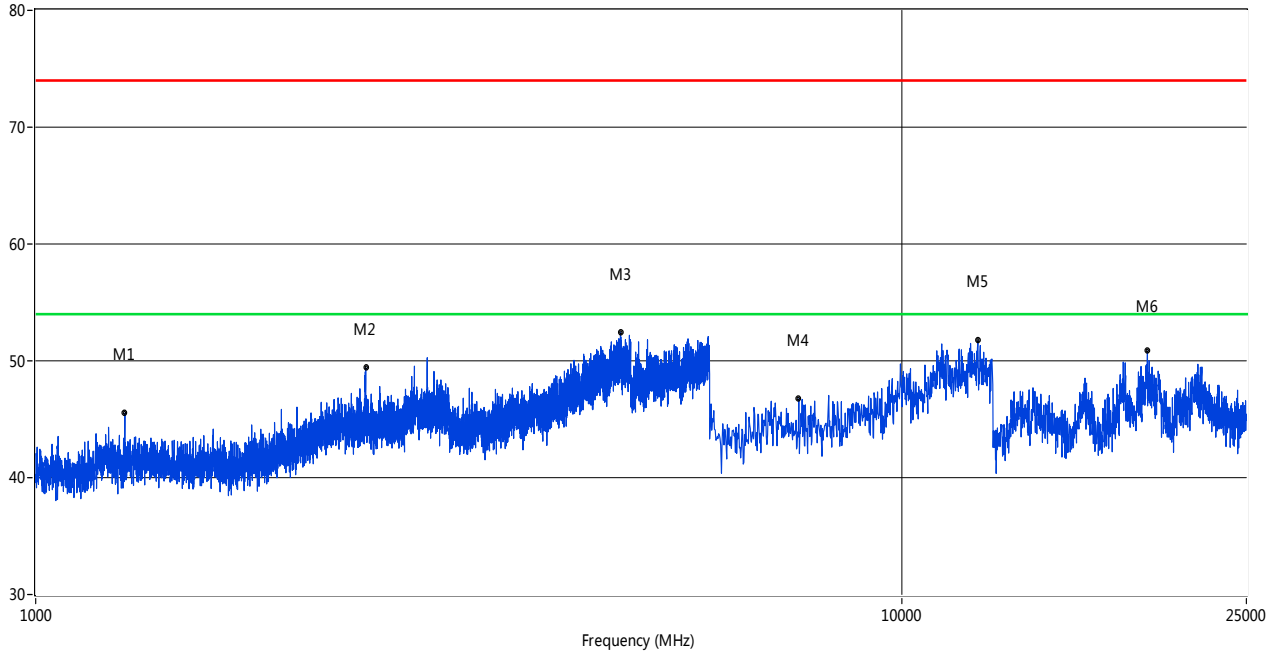
RE Test case\_FCC 15E 1GHz-25GHz



No.	Frequency (MHz)	Results (dBuV/m)	Factor (dB)	Limit (dBuV/m)	Margin (dB)	Detector	Table (o)	Height (cm)	ANT	Verdict
1	1410.40	44.46	-4.62	74.0	29.54	Peak	254.10	100	Horizontal	Pass
2	2405.15	49.35	-0.24	74.0	24.65	Peak	330.80	100	Horizontal	Pass
3	4732.82	53.06	13.68	74.0	20.94	Peak	356.00	100	Horizontal	Pass
4	8425.96	47.21	15.06	74.0	26.79	Peak	71.90	100	Horizontal	Pass
5	11649.33	52.03	20.41	74.0	21.97	Peak	-1.00	100	Horizontal	Pass
6	19149.75	50.47	13.93	74.0	23.53	Peak	356.10	100	Horizontal	Pass

1 GHz to 25 GHz, ANT V Band III 11a Low channel

RE Test case\_FCC 15E 1GHz-25GHz

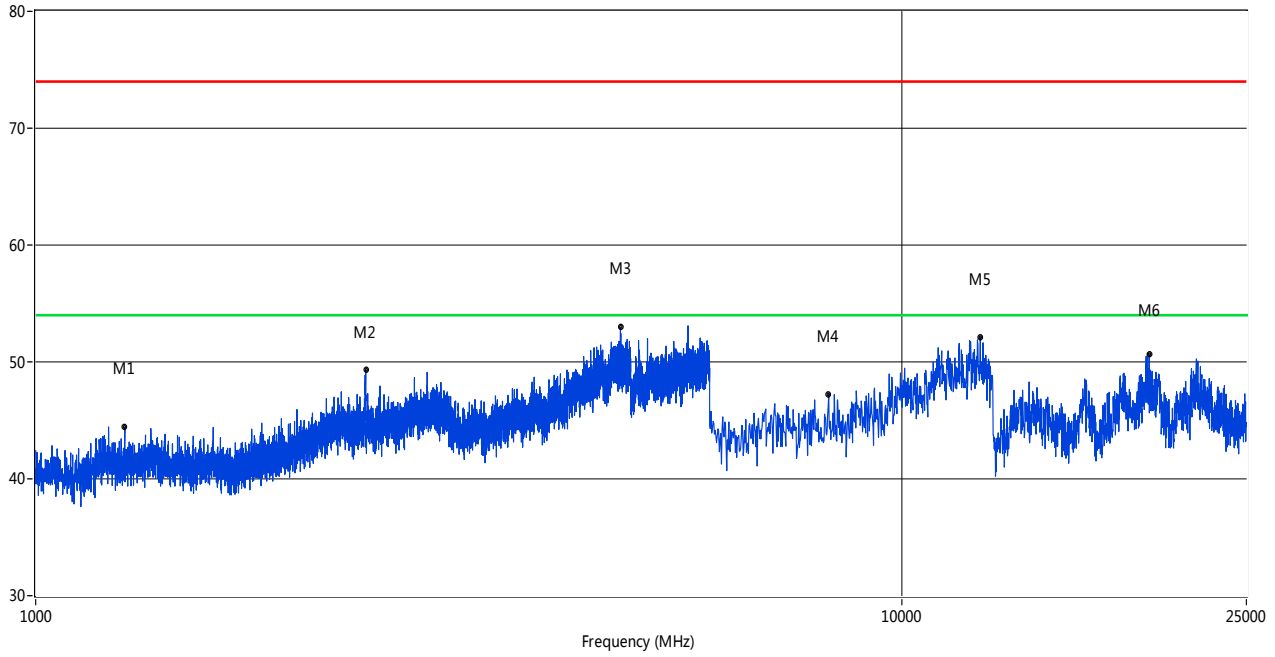


No.	Frequency (MHz)	Results (dBuV/m)	Factor (dB)	Limit (dBuV/m)	Margin (dB)	Detector	Table (o)	Height (cm)	ANT	Verdict
1	1267.43	45.39	-5.02	74.0	28.61	Peak	73.90	100	Vertical	Pass
2	2405.15	49.35	-0.24	74.0	24.65	Peak	330.80	100	Vertical	Pass
3	4733.57	52.44	13.61	74.0	21.56	Peak	356.50	100	Vertical	Pass
4	7606.07	46.75	14.29	74.0	27.25	Peak	0.40	100	Vertical	Pass
5	12244.59	51.73	20.65	74.0	22.27	Peak	108.10	100	Vertical	Pass
6	19219.63	50.84	14.00	74.0	23.16	Peak	359.20	100	Vertical	Pass



1 GHz to 25 GHz, ANT H Band III 11a Low channel

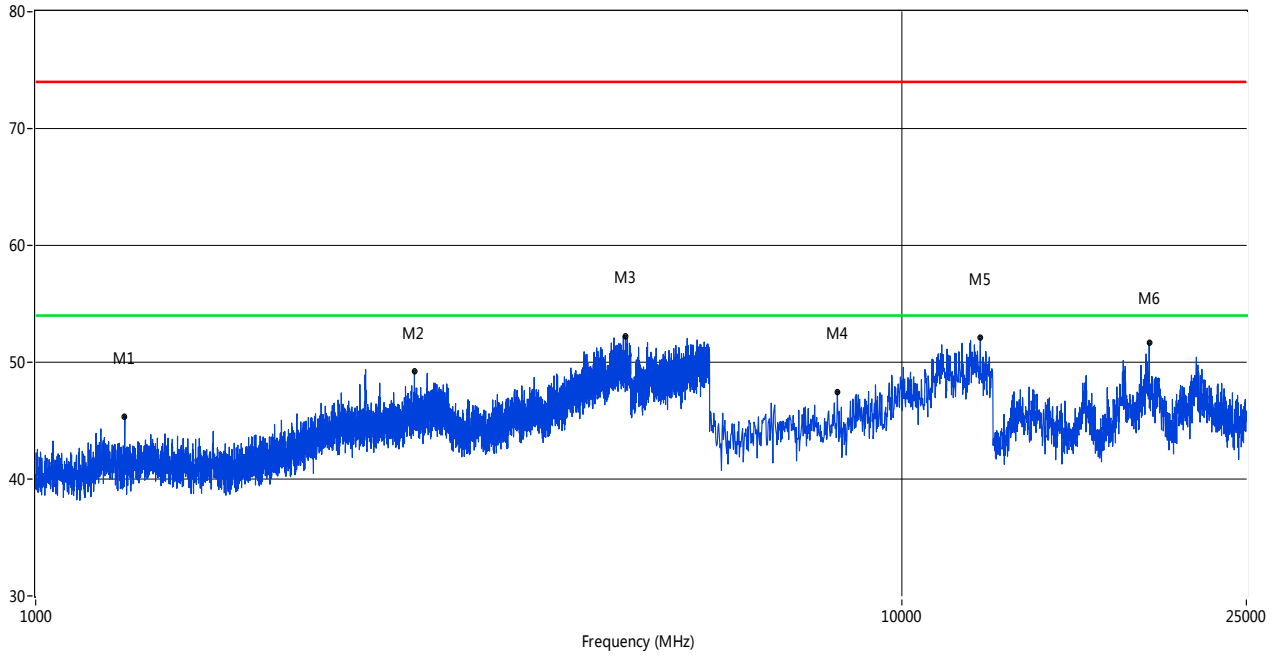
RE Test case\_FCC 15E 1GHz-25GHz



No.	Frequency (MHz)	Results (dBuV/m)	Factor (dB)	Limit (dBuV/m)	Margin (dB)	Detector	Table (o)	Height (cm)	ANT	Verdict
1	1267.43	45.39	-5.02	74.0	28.61	Peak	73.90	100	Horizontal	Pass
2	2405.15	49.35	-0.24	74.0	24.65	Peak	330.80	100	Horizontal	Pass
3	4732.82	52.95	13.68	74.0	21.05	Peak	357.20	100	Horizontal	Pass
4	8235.02	47.25	14.90	74.0	26.75	Peak	161.90	100	Horizontal	Pass
5	12323.21	52.10	20.64	74.0	21.90	Peak	342.90	100	Horizontal	Pass
6	19309.48	51.27	13.46	74.0	22.73	Peak	56.60	100	Horizontal	Pass

1 GHz to 25 GHz, ANT V Band III 11a Middle channel

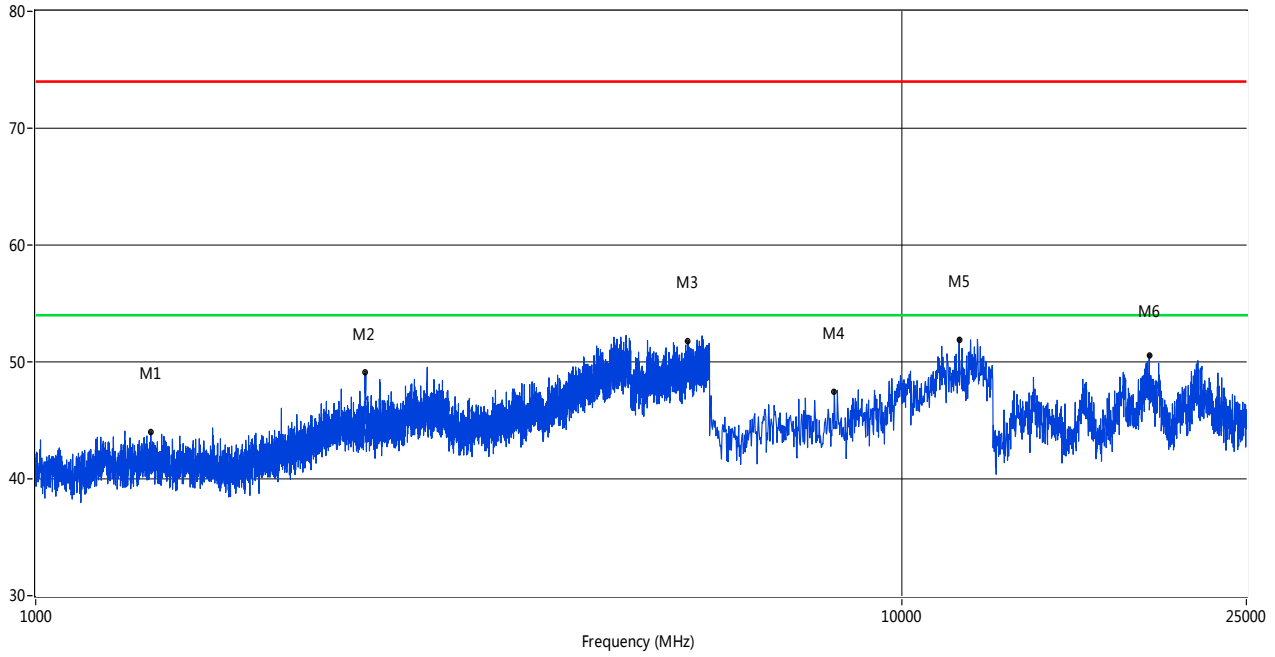
RE Test case\_FCC 15E 1GHz-25GHz



No.	Frequency (MHz)	Results (dBuV/m)	Factor (dB)	Limit (dBuV/m)	Margin (dB)	Detector	Table (o)	Height (cm)	ANT	Verdict
1	1267.43	45.39	-5.02	74.0	28.61	Peak	73.90	100	Vertical	Pass
2	2737.07	49.17	1.76	74.0	24.83	Peak	343.60	100	Vertical	Pass
3	4796.55	52.20	13.69	74.0	21.80	Peak	258.50	100	Vertical	Pass
4	8425.96	47.50	15.06	74.0	26.50	Peak	71.30	100	Vertical	Pass
5	12323.21	52.10	20.64	74.0	21.90	Peak	342.90	100	Vertical	Pass
6	19309.48	51.27	13.46	74.0	22.73	Peak	56.60	100	Vertical	Pass

1 GHz to 25 GHz, ANT H Band III 11a Middle channel

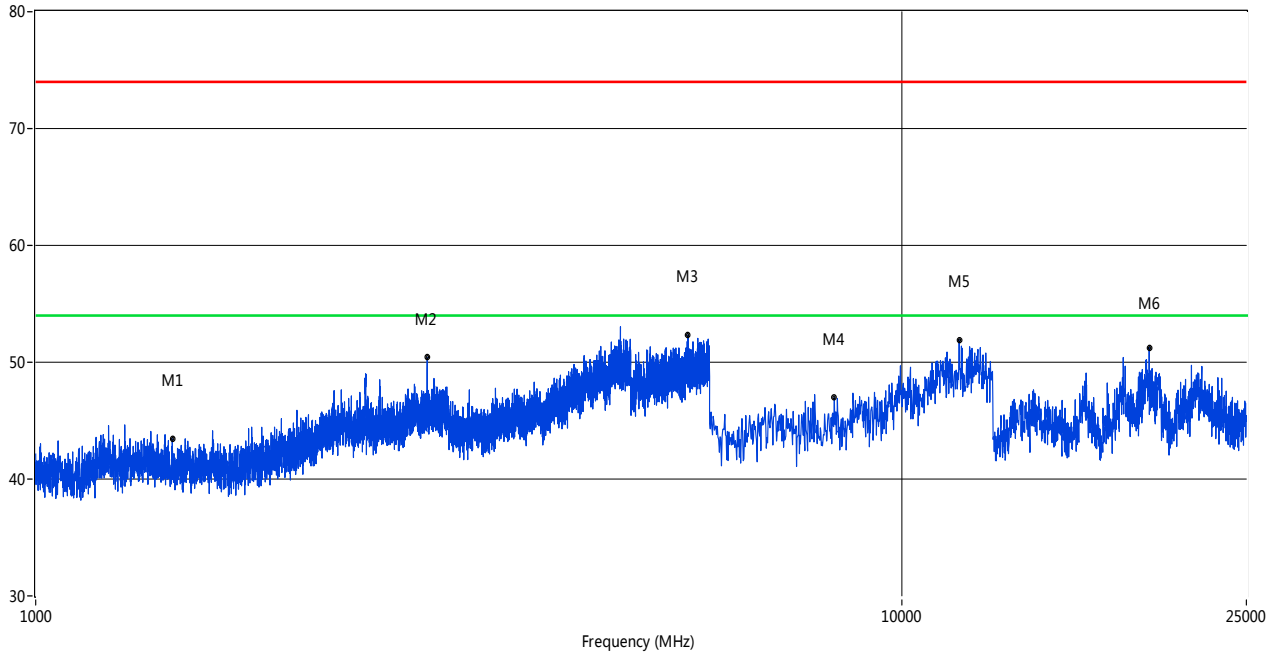
RE Test case\_FCC 15E 1GHz-25GHz



No.	Frequency (MHz)	Results (dBuV/m)	Factor (dB)	Limit (dBuV/m)	Margin (dB)	Detector	Table (o)	Height (cm)	ANT	Verdict
1	1358.41	44.00	-4.42	74.0	30.00	Peak	177.20	100	Horizontal	Pass
2	2401.15	49.09	-0.23	74.0	24.91	Peak	347.70	100	Horizontal	Pass
3	5666.33	52.34	15.42	74.0	21.66	Peak	133.00	100	Horizontal	Pass
4	8358.57	46.97	15.05	74.0	27.03	Peak	117.70	100	Horizontal	Pass
5	11649.33	51.93	20.41	74.0	22.07	Peak	0.60	100	Horizontal	Pass
6	19309.48	51.27	13.46	74.0	22.73	Peak	56.60	100	Horizontal	Pass

1 GHz to 25 GHz, ANT V Band III 11a High channel

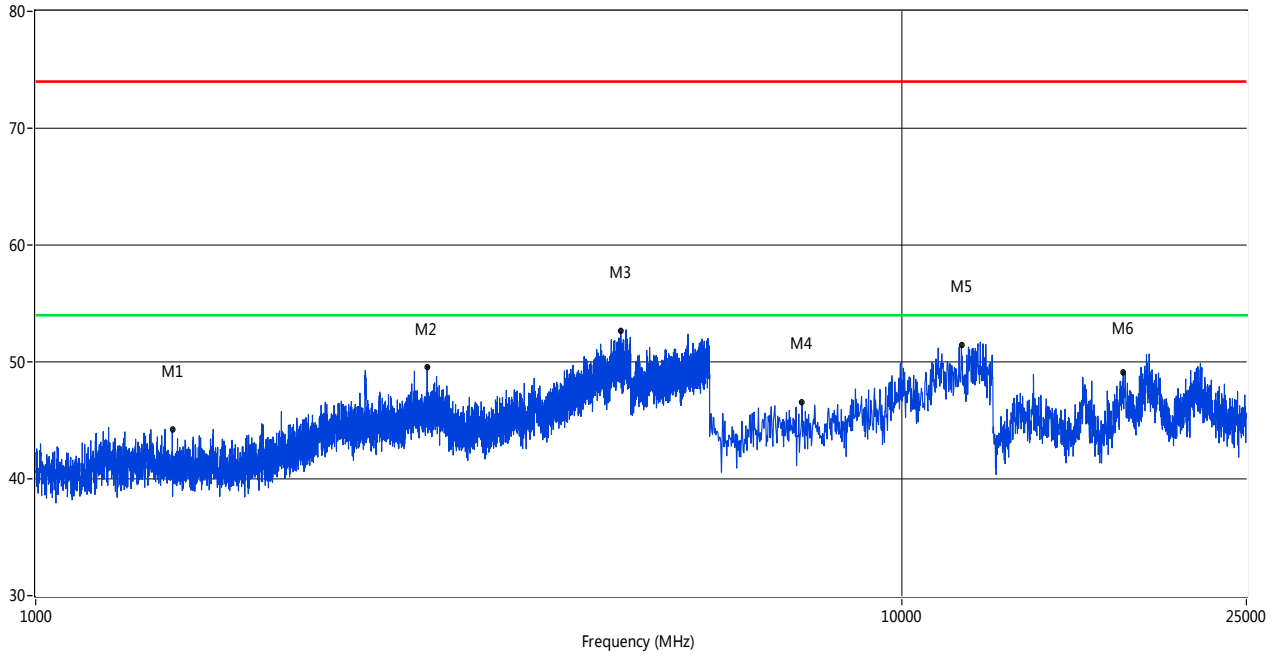
RE Test case\_FCC 15E 1GHz-25GHz



No.	Frequency (MHz)	Results (dBuV/m)	Factor (dB)	Limit (dBuV/m)	Margin (dB)	Detector	Table (o)	Height (cm)	ANT	Verdict
1	1437.89	44.20	-4.61	74.0	29.80	Peak	291.40	100	Vertical	Pass
2	2832.04	50.41	1.78	74.0	23.59	Peak	183.20	100	Vertical	Pass
3	5666.33	52.34	15.42	74.0	21.66	Peak	133.00	100	Vertical	Pass
4	8358.57	46.97	15.05	74.0	27.03	Peak	117.70	100	Vertical	Pass
5	11649.33	51.93	20.41	74.0	22.07	Peak	0.60	100	Vertical	Pass
6	19309.48	51.27	13.46	74.0	22.73	Peak	56.60	100	Vertical	Pass

1 GHz to 25 GHz, ANT H Band III 11a High channel

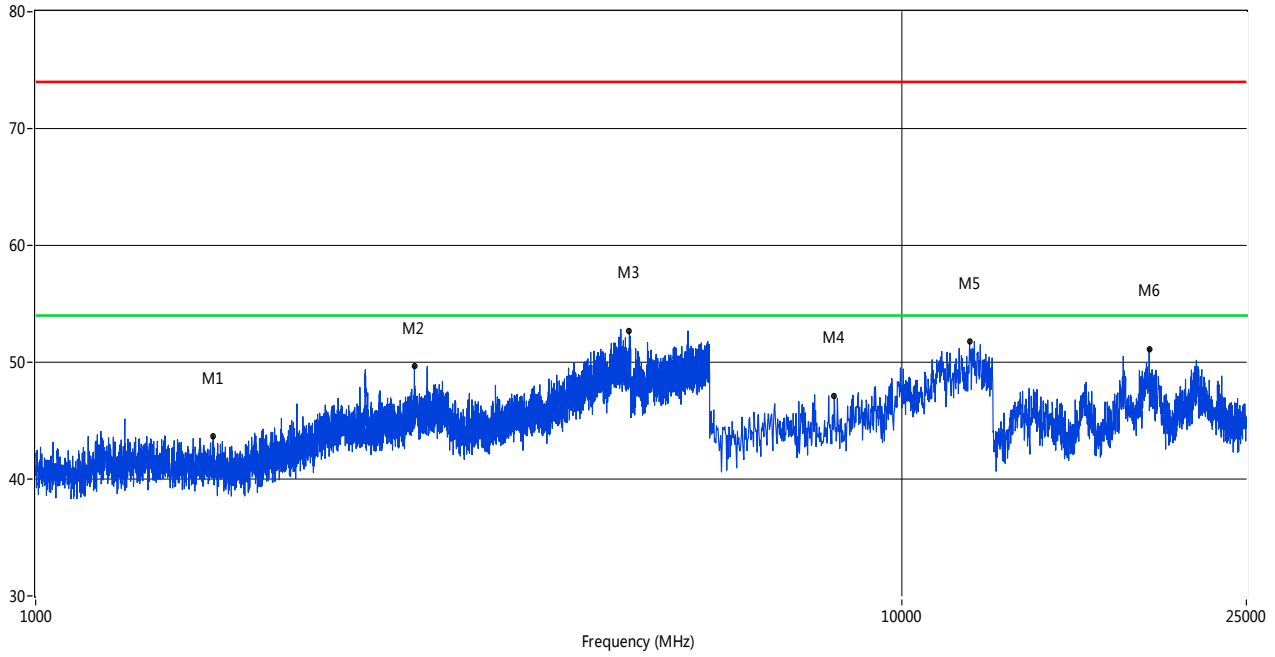
RE Test case\_FCC 15E 1GHz-25GHz



No.	Frequency (MHz)	Results (dBuV/m)	Factor (dB)	Limit (dBuV/m)	Margin (dB)	Detector	Table (o)	Height (cm)	ANT	Verdict
1	1437.89	44.20	-4.61	74.0	29.80	Peak	291.40	100	Horizontal	Pass
2	2831.54	49.61	1.81	74.0	24.39	Peak	184.10	100	Horizontal	Pass
3	4738.81	52.65	13.53	74.0	21.35	Peak	288.10	100	Horizontal	Pass
4	7673.46	46.55	14.45	74.0	27.45	Peak	237.20	100	Horizontal	Pass
5	11716.72	51.42	20.50	74.0	22.58	Peak	357.60	100	Horizontal	Pass
6	18022.46	49.15	13.26	74.0	24.85	Peak	168.00	100	Horizontal	Pass

1 GHz to 25 GHz, ANT V Band III 11n20 Low channel

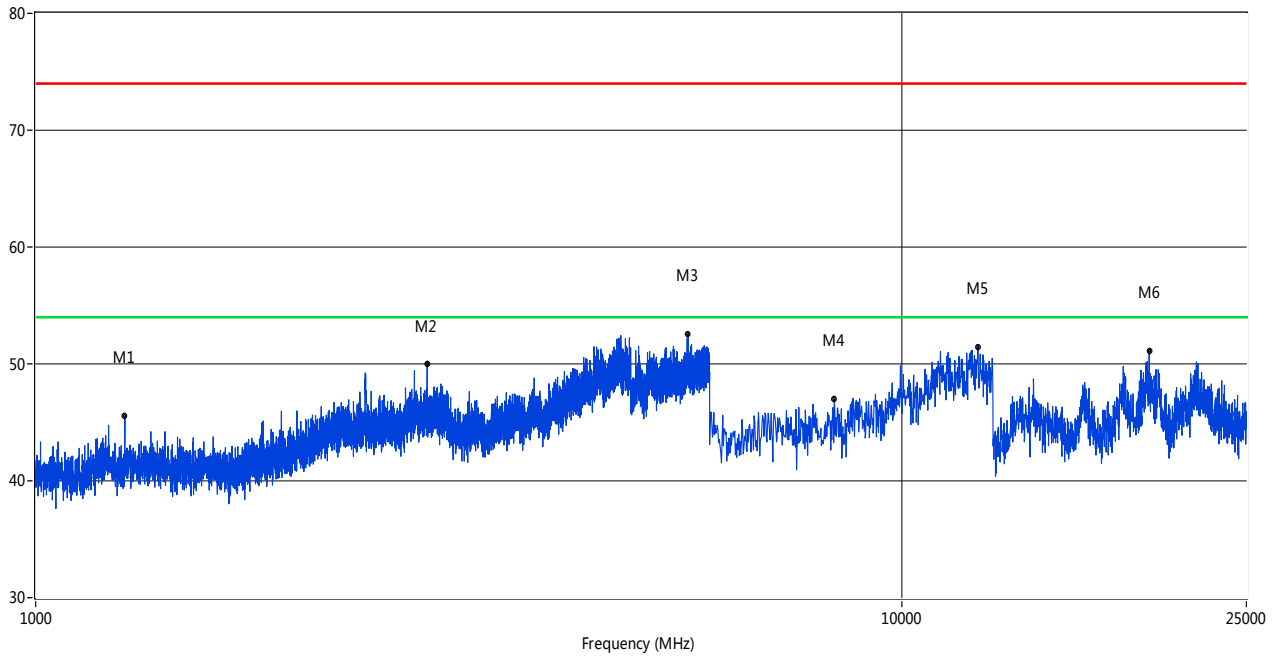
RE Test case\_FCC 15E 1GHz-25GHz



No.	Frequency (MHz)	Results (dBuV/m)	Factor (dB)	Limit (dBuV/m)	Margin (dB)	Detector	Table (o)	Height (cm)	ANT	Verdict
1	1603.35	43.64	-4.38	74.0	30.36	Peak	358.50	100	Vertical	Pass
2	2737.07	49.64	1.76	74.0	24.36	Peak	343.90	100	Vertical	Pass
3	4847.54	52.64	13.62	74.0	21.36	Peak	295.30	100	Vertical	Pass
4	8358.57	47.01	15.05	74.0	26.99	Peak	118.80	100	Vertical	Pass
5	11975.04	51.78	20.76	74.0	22.22	Peak	69.80	100	Vertical	Pass
6	19309.48	51.16	13.46	74.0	22.84	Peak	57.70	100	Vertical	Pass

1 GHz to 25 GHz, ANT H Band III 11n20 Low channel

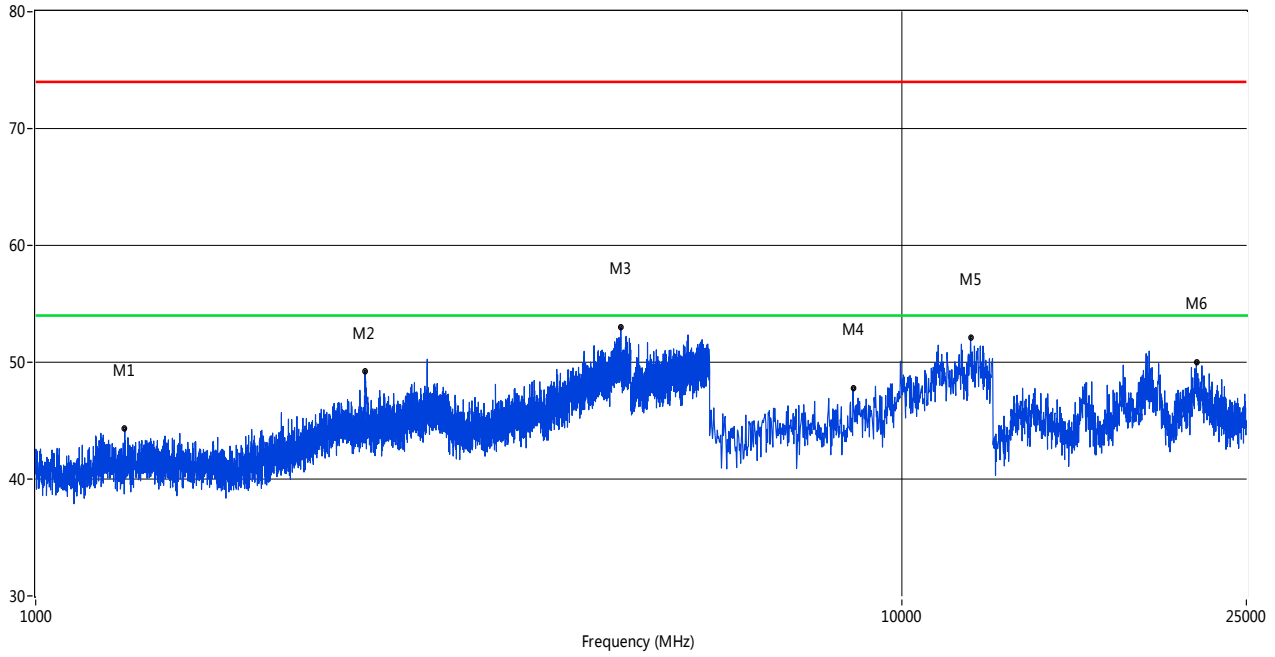
RE Test case\_FCC 15E 1GHz-25GHz



No.	Frequency (MHz)	Results (dBuV/m)	Factor (dB)	Limit (dBuV/m)	Margin (dB)	Detector	Table (o)	Height (cm)	ANT	Verdict
1	1267.43	44.30	-5.02	74.0	29.70	Peak	73.60	100	Horizontal	Pass
2	2832.04	49.97	1.78	74.0	24.03	Peak	182.30	100	Horizontal	Pass
3	5666.33	52.54	15.42	74.0	21.46	Peak	132.10	100	Horizontal	Pass
4	8358.57	47.01	15.05	74.0	26.99	Peak	118.80	100	Horizontal	Pass
5	12244.59	51.49	20.65	74.0	22.51	Peak	107.70	100	Horizontal	Pass
6	19309.48	51.16	13.46	74.0	22.84	Peak	57.70	100	Horizontal	Pass

1 GHz to 25 GHz, ANT V Band III 11n20 Middle channel

RE Test case\_FCC 15E 1GHz-25GHz

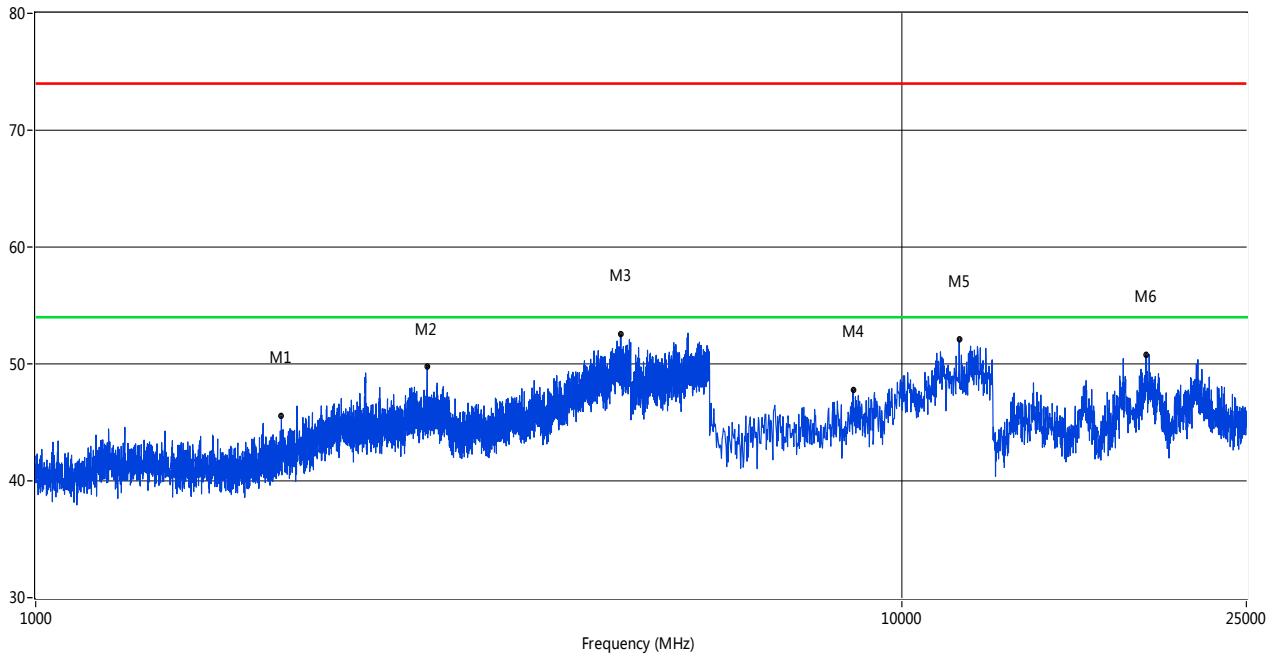


No.	Frequency (MHz)	Results (dBuV/m)	Factor (dB)	Limit (dBuV/m)	Margin (dB)	Detector	Table (o)	Height (cm)	ANT	Verdict
1	1267.43	44.30	-5.02	74.0	29.70	Peak	73.60	100	Vertical	Pass
2	2401.15	49.25	-0.23	74.0	24.75	Peak	347.80	100	Vertical	Pass
3	4738.81	52.96	13.53	74.0	21.04	Peak	288.50	100	Vertical	Pass
4	8785.36	47.57	16.37	74.0	26.43	Peak	4.20	100	Vertical	Pass
5	12008.74	52.15	20.87	74.0	21.85	Peak	310.90	100	Vertical	Pass
6	21885.19	49.99	12.61	74.0	24.01	Peak	324.40	100	Vertical	Pass



1 GHz to 25 GHz, ANT H Band III 11n20 Middle channel

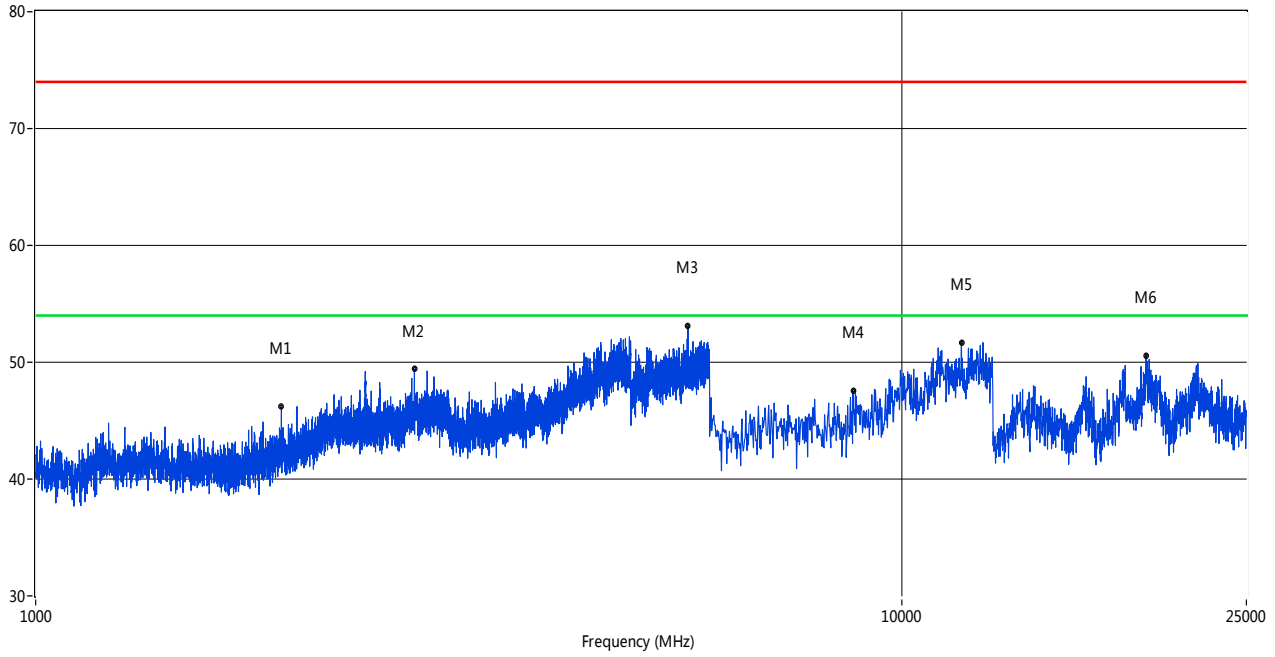
RE Test case\_FCC 15E 1GHz-25GHz



No.	Frequency (MHz)	Results (dBuV/m)	Factor (dB)	Limit (dBuV/m)	Margin (dB)	Detector	Table (o)	Height (cm)	ANT	Verdict
1	1921.77	46.17	-2.40	74.0	27.83	Peak	316.90	100	Horizontal	Pass
2	2832.04	49.78	1.78	74.0	24.22	Peak	181.80	100	Horizontal	Pass
3	4733.57	52.52	13.61	74.0	21.48	Peak	356.20	100	Horizontal	Pass
4	8785.36	47.57	16.37	74.0	26.43	Peak	4.20	100	Horizontal	Pass
5	11649.33	52.06	20.41	74.0	21.94	Peak	-0.80	100	Horizontal	Pass
6	19149.75	50.56	13.93	74.0	23.44	Peak	356.20	100	Horizontal	Pass

1 GHz to 25 GHz, ANT V Band III 11n20 High channel

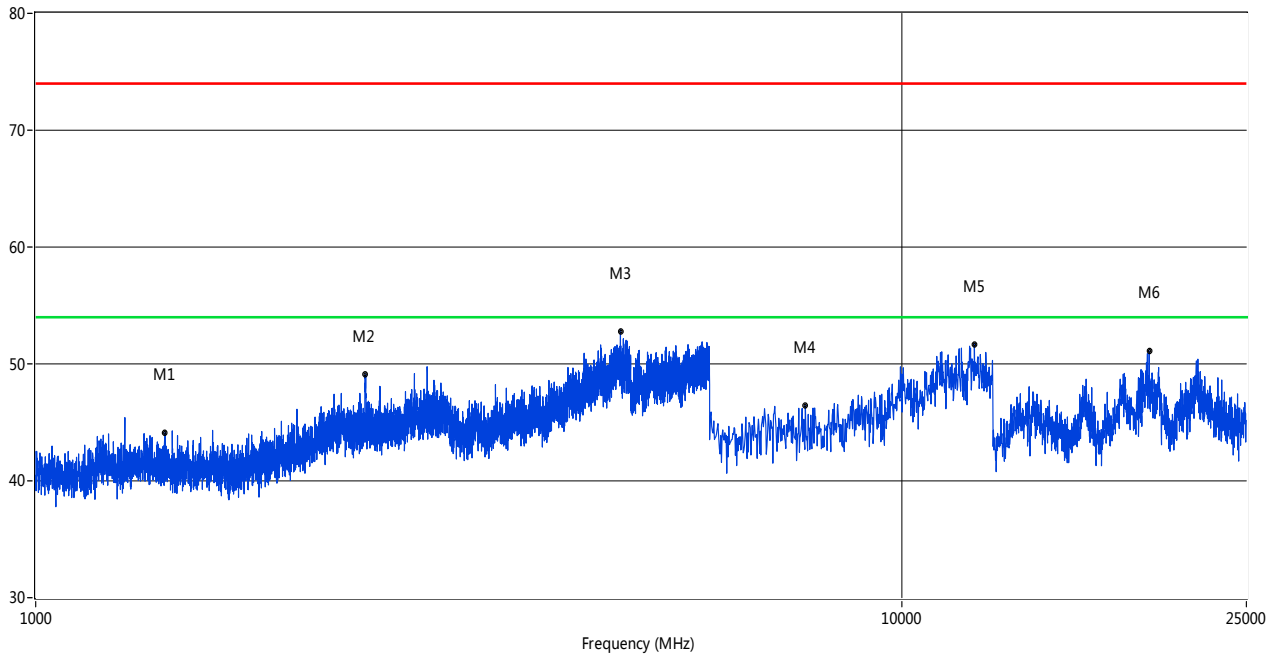
RE Test case\_FCC 15E 1GHz-25GHz



No.	Frequency (MHz)	Results (dBuV/m)	Factor (dB)	Limit (dBuV/m)	Margin (dB)	Detector	Table (o)	Height (cm)	ANT	Verdict
1	1921.77	46.17	-2.40	74.0	27.83	Peak	316.90	100	Vertical	Pass
2	2737.07	49.40	1.76	74.0	24.60	Peak	343.40	100	Vertical	Pass
3	5666.33	53.08	15.42	74.0	20.92	Peak	132.30	100	Vertical	Pass
4	8785.36	47.57	16.37	74.0	26.43	Peak	4.20	100	Vertical	Pass
5	11716.72	51.69	20.50	74.0	22.31	Peak	355.90	100	Vertical	Pass
6	19149.75	50.56	13.93	74.0	23.44	Peak	356.20	100	Vertical	Pass

1 GHz to 25 GHz, ANT H Band III 11n20 High channel

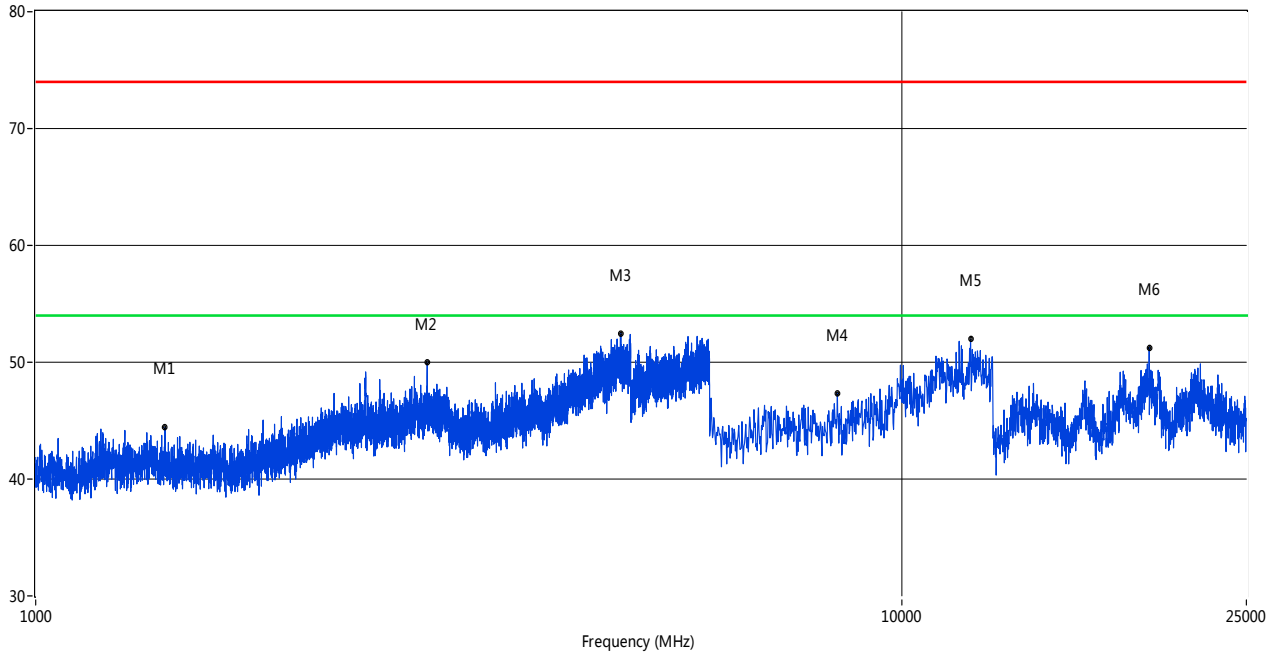
RE Test case\_FCC 15E 1GHz-25GHz



No.	Frequency (MHz)	Results (dBuV/m)	Factor (dB)	Limit (dBuV/m)	Margin (dB)	Detector	Table (o)	Height (cm)	ANT	Verdict
1	1410.40	44.43	-4.62	74.0	29.57	Peak	253.00	100	Horizontal	Pass
2	2401.15	49.06	-0.23	74.0	24.94	Peak	348.90	100	Horizontal	Pass
3	4732.82	53.08	13.68	74.0	20.92	Peak	356.50	100	Horizontal	Pass
4	7740.85	46.48	14.51	74.0	27.52	Peak	184.30	100	Horizontal	Pass
5	12132.28	51.67	20.73	74.0	22.33	Peak	135.90	100	Horizontal	Pass
6	19309.48	50.72	13.46	74.0	23.28	Peak	57.90	100	Horizontal	Pass

1 GHz to 25 GHz, ANT V Band III 11n40 Low channel

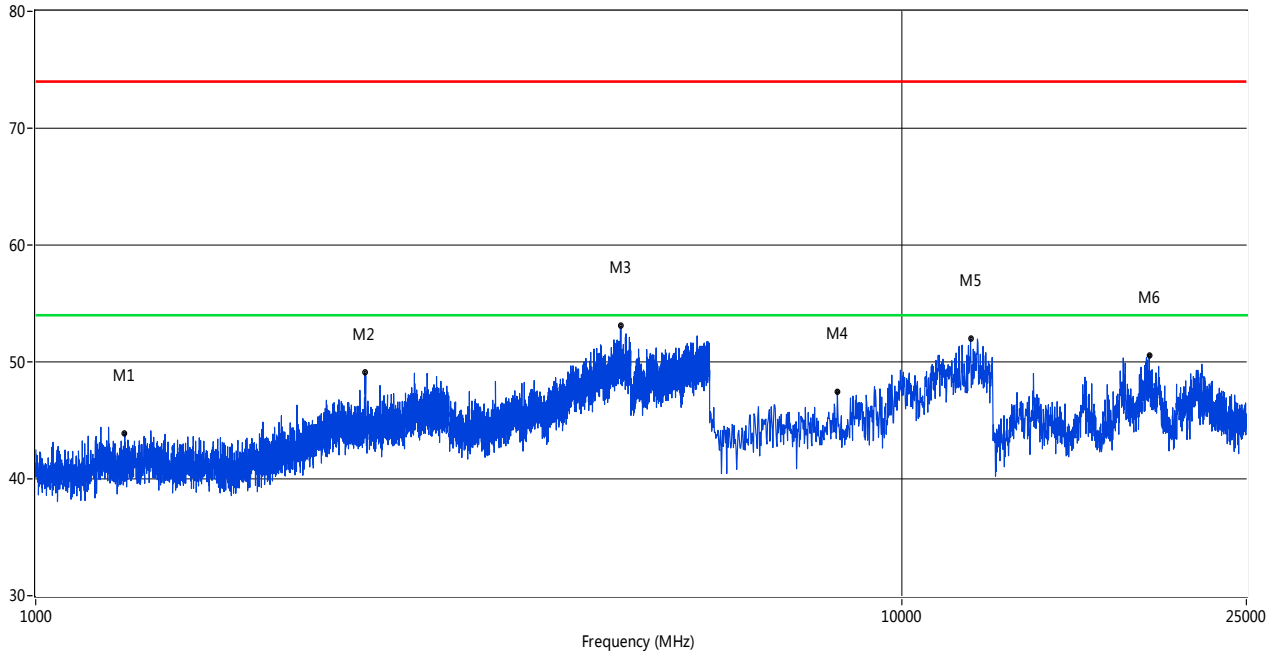
RE Test case\_FCC 15E 1GHz-25GHz



No.	Frequency (MHz)	Results (dBuV/m)	Factor (dB)	Limit (dBuV/m)	Margin (dB)	Detector	Table (o)	Height (cm)	ANT	Verdict
1	1410.40	44.43	-4.62	74.0	29.57	Peak	253.00	100	Vertical	Pass
2	2832.04	49.95	1.78	74.0	24.05	Peak	182.80	100	Vertical	Pass
3	4732.82	53.08	13.68	74.0	20.92	Peak	356.50	100	Vertical	Pass
4	8425.96	47.49	15.06	74.0	26.51	Peak	71.00	100	Vertical	Pass
5	12008.74	51.99	20.87	74.0	22.01	Peak	312.20	100	Vertical	Pass
6	19309.48	50.72	13.46	74.0	23.28	Peak	57.90	100	Vertical	Pass

1 GHz to 25 GHz, ANT H Band III 11n40 Low channel

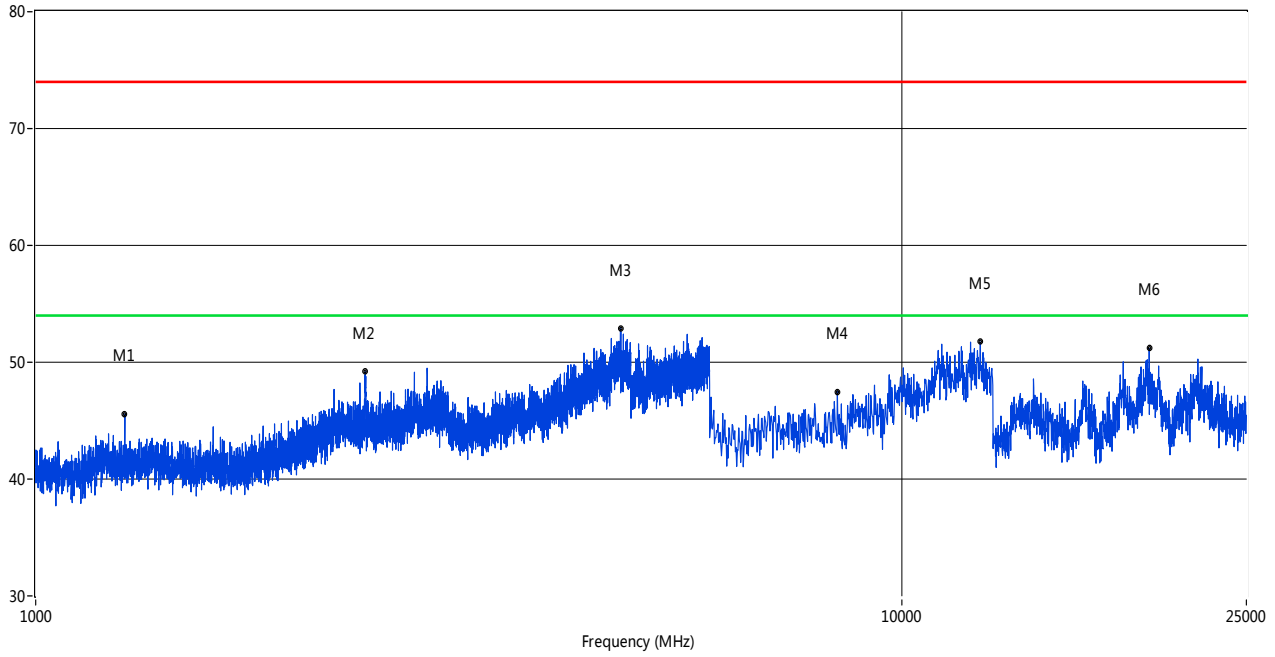
RE Test case\_FCC 15E 1GHz-25GHz



No.	Frequency (MHz)	Results (dBuV/m)	Factor (dB)	Limit (dBuV/m)	Margin (dB)	Detector	Table (o)	Height (cm)	ANT	Verdict
1	1267.43	45.54	-5.02	74.0	28.46	Peak	73.00	100	Horizontal	Pass
2	2399.65	49.09	-0.35	74.0	24.91	Peak	349.60	100	Horizontal	Pass
3	4732.82	53.08	13.68	74.0	20.92	Peak	356.50	100	Horizontal	Pass
4	8425.96	47.49	15.06	74.0	26.51	Peak	71.00	100	Horizontal	Pass
5	12008.74	51.99	20.87	74.0	22.01	Peak	312.20	100	Horizontal	Pass
6	19309.48	50.72	13.46	74.0	23.28	Peak	57.90	100	Horizontal	Pass

1 GHz to 25 GHz, ANT V Band III 11n40 High channel

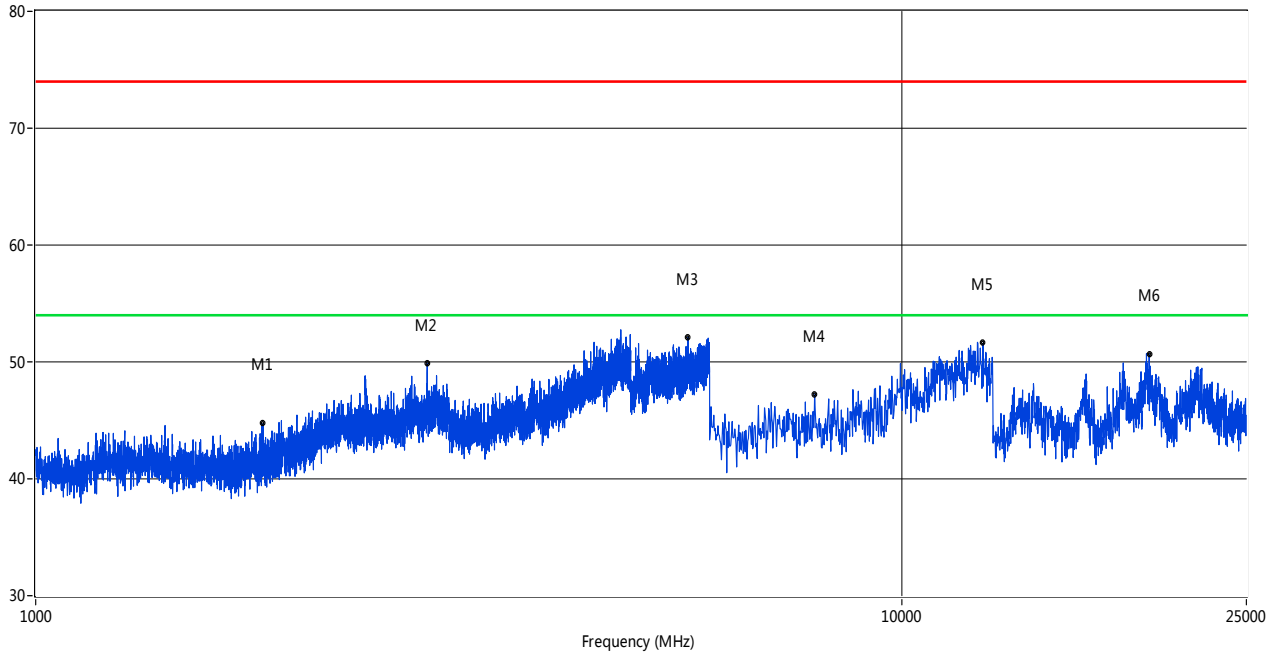
RE Test case\_FCC 15E 1GHz-25GHz



No.	Frequency (MHz)	Results (dBuV/m)	Factor (dB)	Limit (dBuV/m)	Margin (dB)	Detector	Table (o)	Height (cm)	ANT	Verdict
1	1267.43	45.54	-5.02	74.0	28.46	Peak	73.00	100	Vertical	Pass
2	2402.15	49.17	-0.34	74.0	24.83	Peak	348.90	100	Vertical	Pass
3	4733.57	52.91	13.61	74.0	21.09	Peak	356.50	100	Vertical	Pass
4	8425.96	47.49	15.06	74.0	26.51	Peak	71.00	100	Vertical	Pass
5	12323.21	51.73	20.64	74.0	22.27	Peak	343.50	100	Vertical	Pass
6	19309.48	50.72	13.46	74.0	23.28	Peak	57.90	100	Vertical	Pass

1 GHz to 25 GHz, ANT H Band III 11n40 High channel

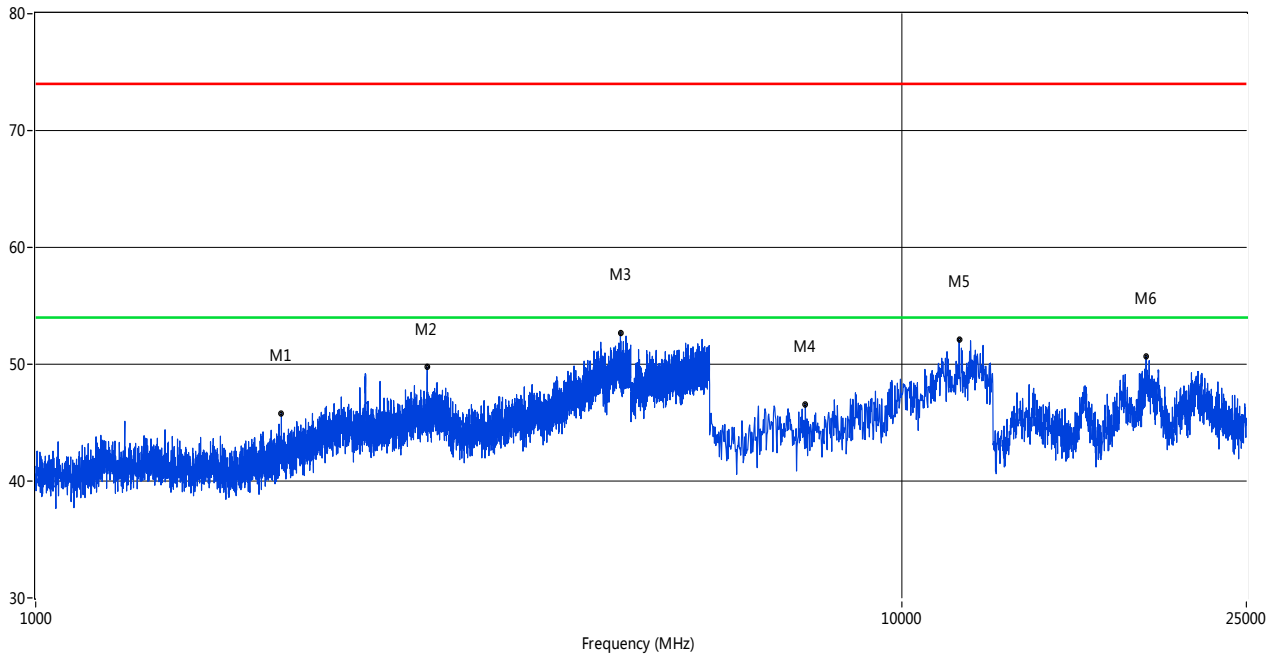
RE Test case\_FCC 15E 1GHz-25GHz



No.	Frequency (MHz)	Results (dBuV/m)	Factor (dB)	Limit (dBuV/m)	Margin (dB)	Detector	Table (o)	Height (cm)	ANT	Verdict
1	1830.79	44.75	-3.41	74.0	29.25	Peak	357.50	100	Horizontal	Pass
2	2832.04	49.76	1.78	74.0	24.24	Peak	181.90	100	Horizontal	Pass
3	5666.33	52.13	15.42	74.0	21.87	Peak	132.60	100	Horizontal	Pass
4	7931.78	47.20	14.71	74.0	26.80	Peak	334.80	100	Horizontal	Pass
5	12413.06	51.63	20.58	74.0	22.37	Peak	113.70	100	Horizontal	Pass
6	19309.48	50.72	13.46	74.0	23.28	Peak	57.90	100	Horizontal	Pass

1 GHz to 25 GHz, ANT V Band III 11ac20 Low channel

RE Test case\_FCC 15E 1GHz-25GHz

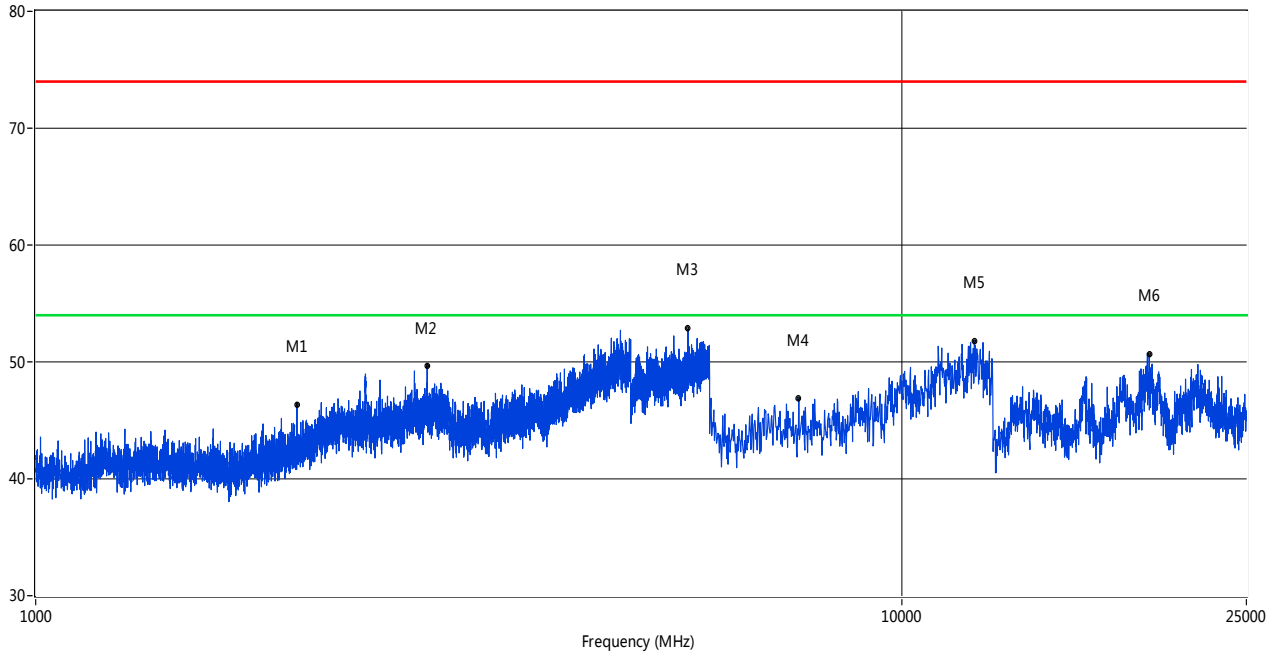


No.	Frequency (MHz)	Results (dBuV/m)	Factor (dB)	Limit (dBuV/m)	Margin (dB)	Detector	Table (o)	Height (cm)	ANT	Verdict
1	1921.77	45.81	-2.40	74.0	28.19	Peak	316.60	100	Vertical	Pass
2	2832.04	49.76	1.78	74.0	24.24	Peak	181.90	100	Vertical	Pass
3	4732.82	52.72	13.68	74.0	21.28	Peak	356.60	100	Vertical	Pass
4	7740.85	46.59	14.51	74.0	27.41	Peak	183.30	100	Vertical	Pass
5	11649.33	52.10	20.41	74.0	21.90	Peak	-0.80	100	Vertical	Pass
6	19149.75	50.71	13.93	74.0	23.29	Peak	357.60	100	Vertical	Pass



1 GHz to 25 GHz, ANT H Band III 11ac20 Low channel

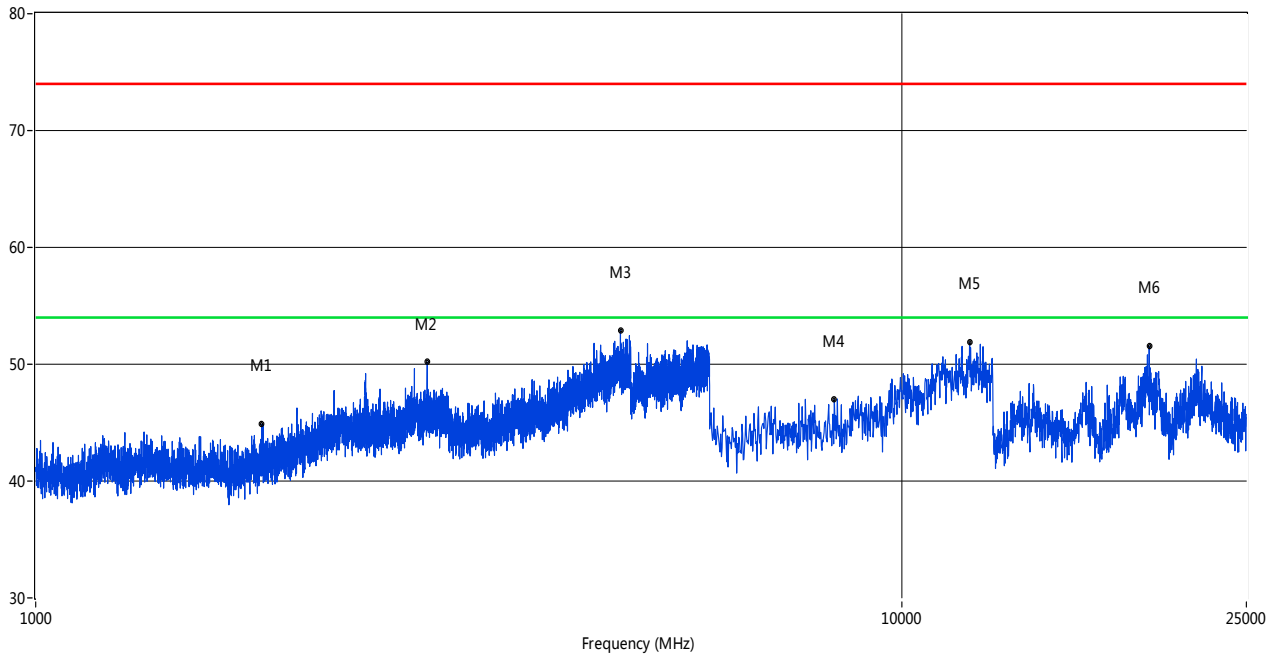
RE Test case\_FCC 15E 1GHz-25GHz



No.	Frequency (MHz)	Results (dBuV/m)	Factor (dB)	Limit (dBuV/m)	Margin (dB)	Detector	Table (o)	Height (cm)	ANT	Verdict
1	2002.75	46.39	-2.35	74.0	27.61	Peak	264.90	100	Horizontal	Pass
2	2831.54	49.71	1.81	74.0	24.29	Peak	183.30	100	Horizontal	Pass
3	5666.33	52.84	15.42	74.0	21.16	Peak	131.70	100	Horizontal	Pass
4	7606.07	46.89	14.29	74.0	27.11	Peak	0.50	100	Horizontal	Pass
5	12132.28	51.80	20.73	74.0	22.20	Peak	135.70	100	Horizontal	Pass
6	19309.48	50.33	13.46	74.0	23.67	Peak	57.50	100	Horizontal	Pass

1 GHz to 25 GHz, ANT V Band III 11ac20 Middle channel

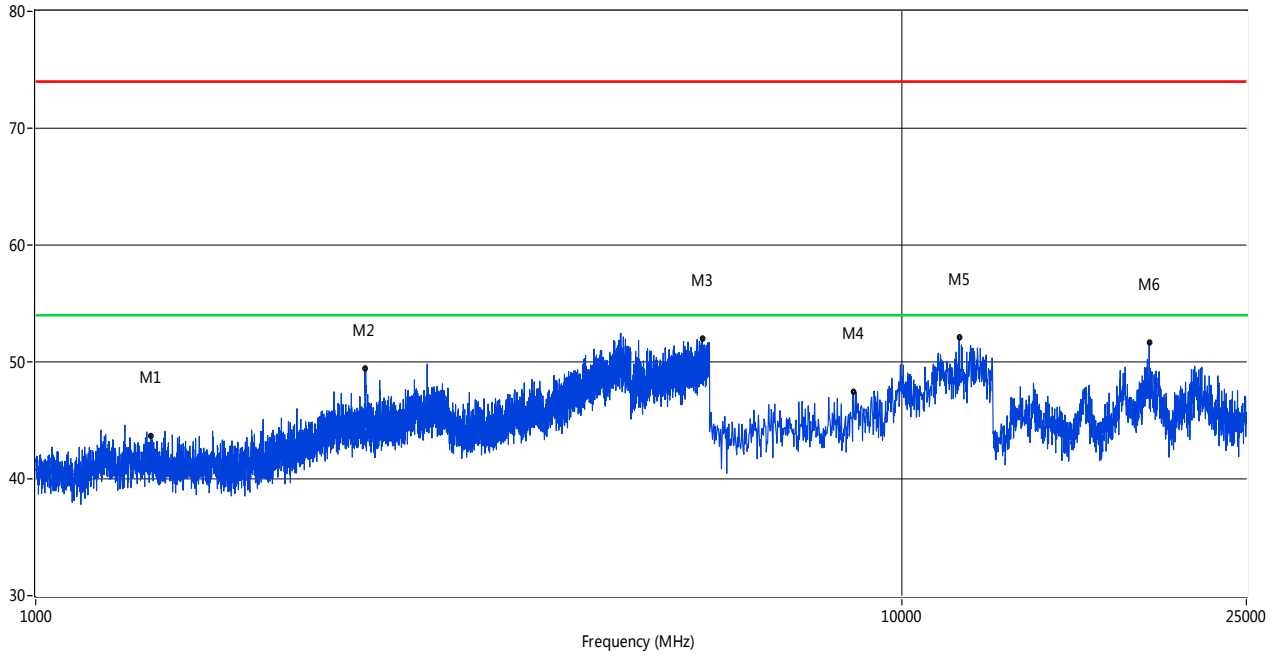
RE Test case\_FCC 15E 1GHz-25GHz



No.	Frequency (MHz)	Results (dBuV/m)	Factor (dB)	Limit (dBuV/m)	Margin (dB)	Detector	Table (o)	Height (cm)	ANT	Verdict
1	1823.79	44.87	-3.42	74.0	29.13	Peak	279.60	100	Vertical	Pass
2	2832.04	50.18	1.78	74.0	23.82	Peak	182.40	100	Vertical	Pass
3	4732.82	52.92	13.68	74.0	21.08	Peak	357.20	100	Vertical	Pass
4	8358.57	47.00	15.05	74.0	27.00	Peak	118.50	100	Vertical	Pass
5	11975.04	51.88	20.76	74.0	22.12	Peak	70.40	100	Vertical	Pass
6	19309.48	50.33	13.46	74.0	23.67	Peak	57.50	100	Vertical	Pass

1 GHz to 25 GHz, ANT H Band III 11ac20 Middle channel

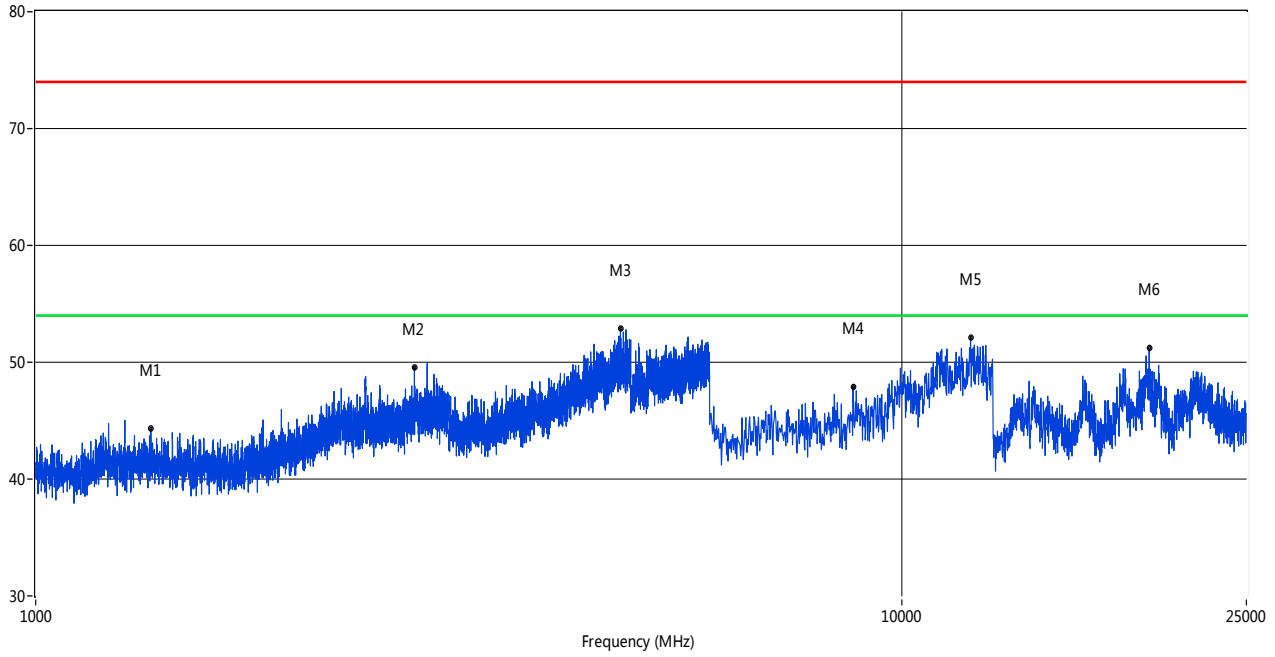
RE Test case\_FCC 15E 1GHz-25GHz



No.	Frequency (MHz)	Results (dBuV/m)	Factor (dB)	Limit (dBuV/m)	Margin (dB)	Detector	Table (o)	Height (cm)	ANT	Verdict
1	1358.41	44.37	-4.42	74.0	29.63	Peak	177.70	100	Horizontal	Pass
2	2399.65	49.44	-0.35	74.0	24.56	Peak	350.20	100	Horizontal	Pass
3	5883.03	51.98	15.56	74.0	22.02	Peak	25.50	100	Horizontal	Pass
4	8785.36	47.91	16.37	74.0	26.09	Peak	4.70	100	Horizontal	Pass
5	11649.33	52.07	20.41	74.0	21.93	Peak	-0.20	100	Horizontal	Pass
6	19309.48	50.33	13.46	74.0	23.67	Peak	57.50	100	Horizontal	Pass

1 GHz to 25 GHz, ANT V Band III 11ac20 High channel

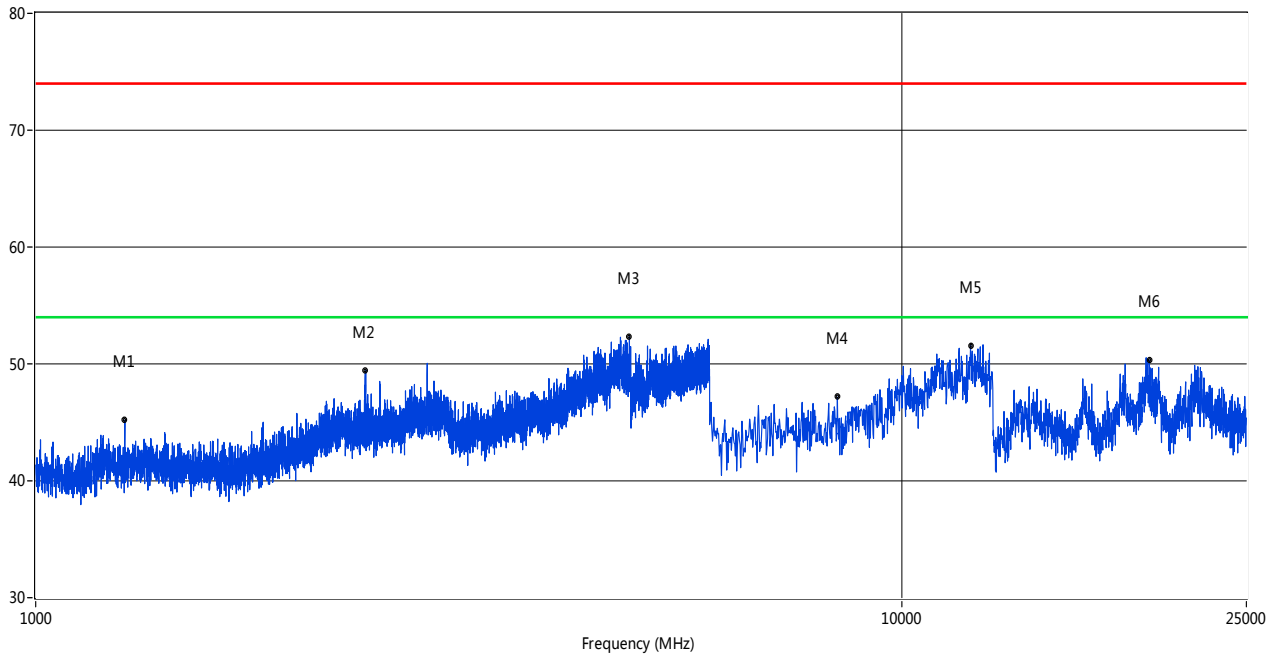
RE Test case\_FCC 15E 1GHz-25GHz



No.	Frequency (MHz)	Results (dBuV/m)	Factor (dB)	Limit (dBuV/m)	Margin (dB)	Detector	Table (o)	Height (cm)	ANT	Verdict
1	1358.41	44.37	-4.42	74.0	29.63	Peak	177.70	100	Vertical	Pass
2	2737.07	49.55	1.76	74.0	24.45	Peak	342.90	100	Vertical	Pass
3	4733.57	52.90	13.61	74.0	21.10	Peak	356.90	100	Vertical	Pass
4	8785.36	47.91	16.37	74.0	26.09	Peak	4.70	100	Vertical	Pass
5	12008.74	51.61	20.87	74.0	22.39	Peak	312.10	100	Vertical	Pass
6	19309.48	50.33	13.46	74.0	23.67	Peak	57.50	100	Vertical	Pass

1 GHz to 25 GHz, ANT H Band III 11ac20 High channel

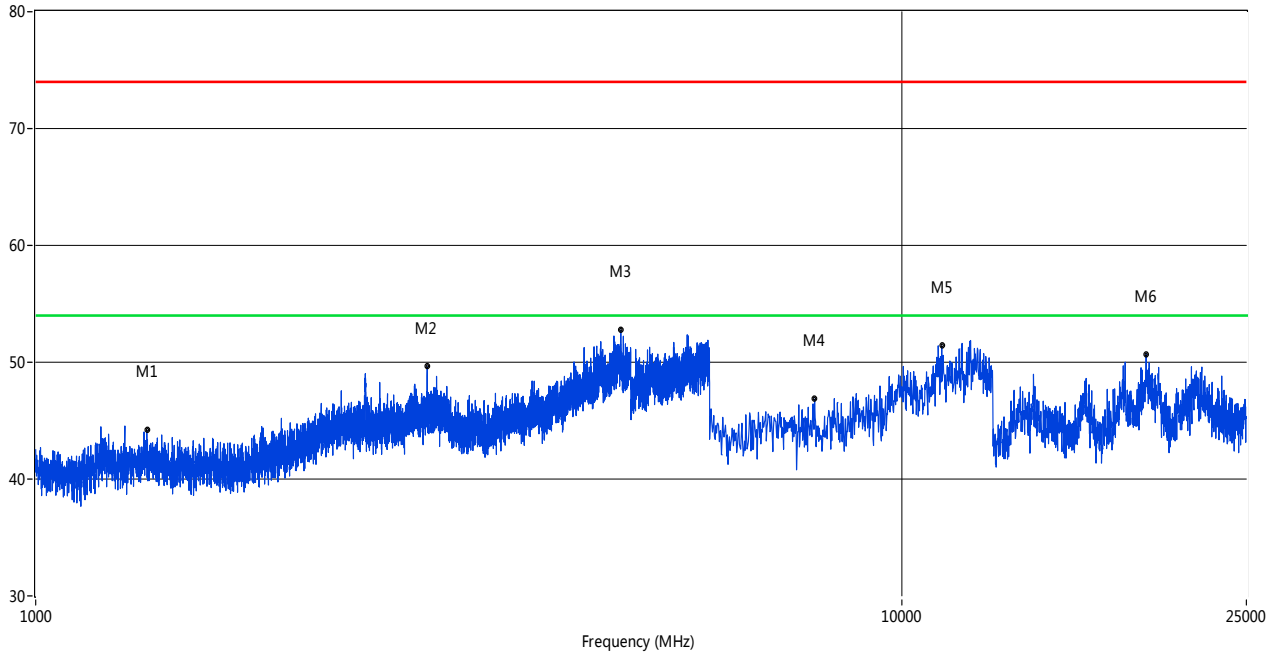
RE Test case\_FCC 15E 1GHz-25GHz



No.	Frequency (MHz)	Results (dBuV/m)	Factor (dB)	Limit (dBuV/m)	Margin (dB)	Detector	Table (o)	Height (cm)	ANT	Verdict
1	1267.43	45.21	-5.02	74.0	28.79	Peak	72.70	100	Horizontal	Pass
2	2404.65	49.50	-0.31	74.0	24.50	Peak	348.30	100	Horizontal	Pass
3	4847.54	52.38	13.62	74.0	21.62	Peak	296.00	100	Horizontal	Pass
4	8425.96	47.17	15.06	74.0	26.83	Peak	71.50	100	Horizontal	Pass
5	12008.74	51.61	20.87	74.0	22.39	Peak	312.10	100	Horizontal	Pass
6	19309.48	50.33	13.46	74.0	23.67	Peak	57.50	100	Horizontal	Pass

1 GHz to 25 GHz, ANT V Band III 11ac40 Low channel

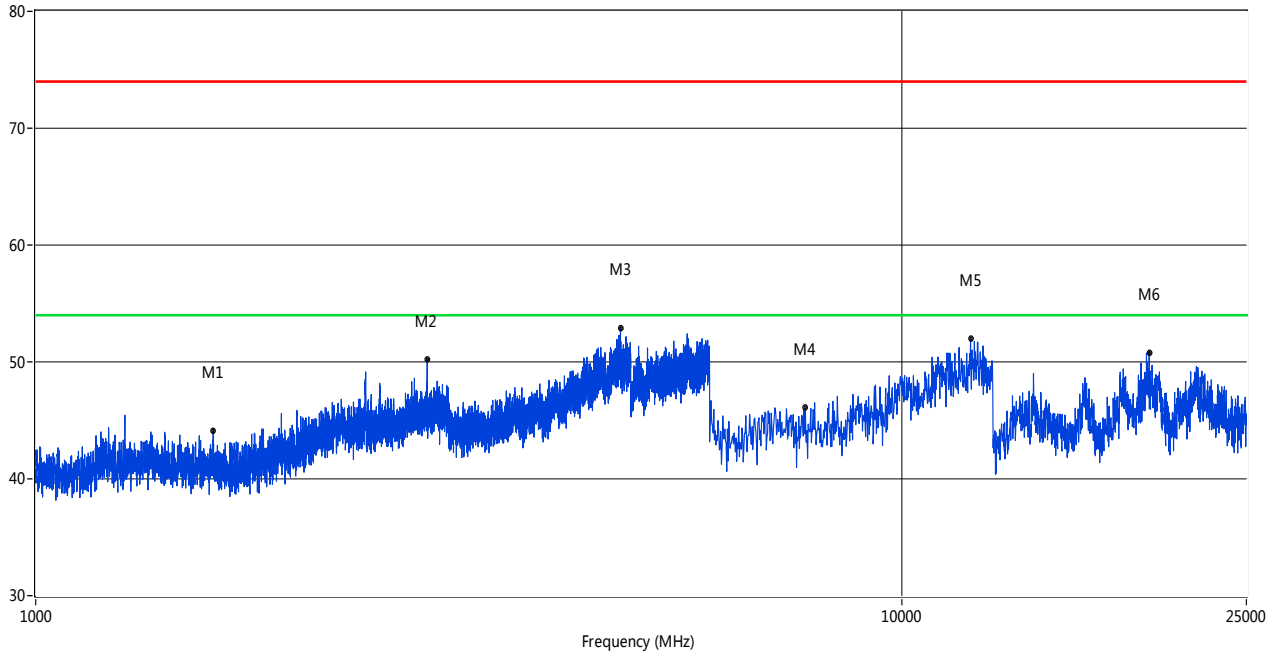
RE Test case\_FCC 15E 1GHz-25GHz



No.	Frequency (MHz)	Results (dBuV/m)	Factor (dB)	Limit (dBuV/m)	Margin (dB)	Detector	Table (o)	Height (cm)	ANT	Verdict
1	1343.91	44.19	-4.69	74.0	29.81	Peak	221.30	100	Vertical	Pass
2	2832.04	49.61	1.78	74.0	24.39	Peak	183.20	100	Vertical	Pass
3	4738.81	52.74	13.53	74.0	21.26	Peak	287.70	100	Vertical	Pass
4	7931.78	46.85	14.71	74.0	27.15	Peak	333.50	100	Vertical	Pass
5	11121.46	51.40	20.22	74.0	22.60	Peak	200.10	100	Vertical	Pass
6	19149.75	50.67	13.93	74.0	23.33	Peak	357.00	100	Vertical	Pass

1 GHz to 25 GHz, ANT H Band III 11ac40 Low channel

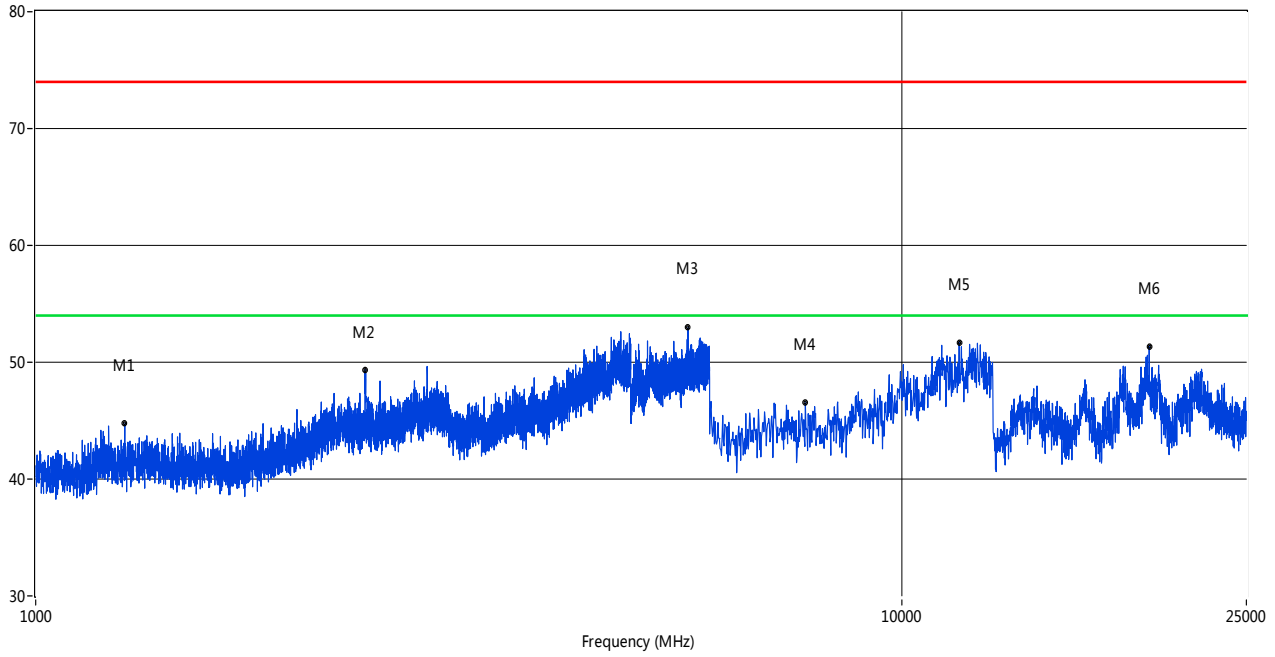
RE Test case\_FCC 15E 1GHz-25GHz



No.	Frequency (MHz)	Results (dBuV/m)	Factor (dB)	Limit (dBuV/m)	Margin (dB)	Detector	Table (o)	Height (cm)	ANT	Verdict
1	1603.35	44.14	-4.38	74.0	29.86	Peak	359.60	100	Horizontal	Pass
2	2832.04	50.23	1.78	74.0	23.77	Peak	182.00	100	Horizontal	Pass
3	4733.57	52.91	13.61	74.0	21.09	Peak	355.60	100	Horizontal	Pass
4	7740.85	47.10	14.51	74.0	26.90	Peak	183.00	100	Horizontal	Pass
5	12008.74	51.99	20.87	74.0	22.01	Peak	312.20	100	Horizontal	Pass
6	19309.48	51.34	13.46	74.0	22.66	Peak	56.30	100	Horizontal	Pass

1 GHz to 25 GHz, ANT V Band III 11ac40 High channel

RE Test case\_FCC 15E 1GHz-25GHz

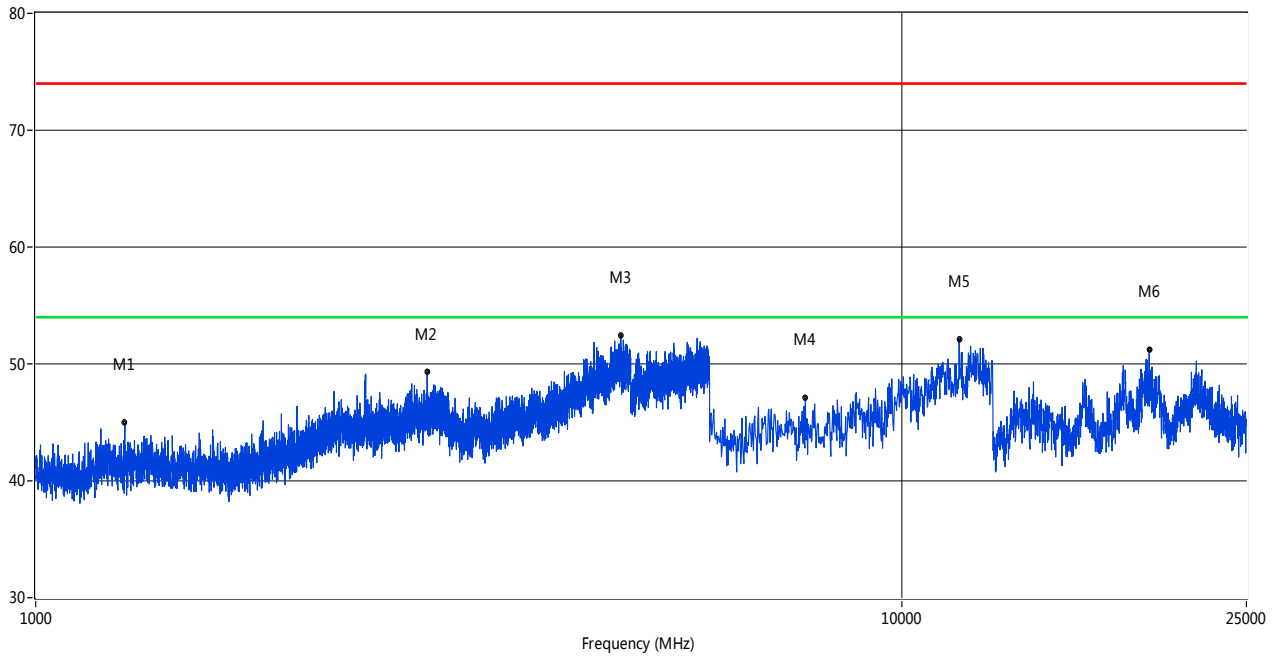


No.	Frequency (MHz)	Results (dBuV/m)	Factor (dB)	Limit (dBuV/m)	Margin (dB)	Detector	Table (o)	Height (cm)	ANT	Verdict
1	1267.43	44.95	-5.02	74.0	29.05	Peak	73.40	100	Vertical	Pass
2	2402.15	49.36	-0.34	74.0	24.64	Peak	349.50	100	Vertical	Pass
3	5666.33	52.95	15.42	74.0	21.05	Peak	132.60	100	Vertical	Pass
4	7740.85	47.10	14.51	74.0	26.90	Peak	183.00	100	Vertical	Pass
5	11649.33	51.85	20.41	74.0	22.15	Peak	-0.10	100	Vertical	Pass
6	19309.48	51.34	13.46	74.0	22.66	Peak	56.30	100	Vertical	Pass



1 GHz to 25 GHz, ANT H Band III 11ac40 High channel

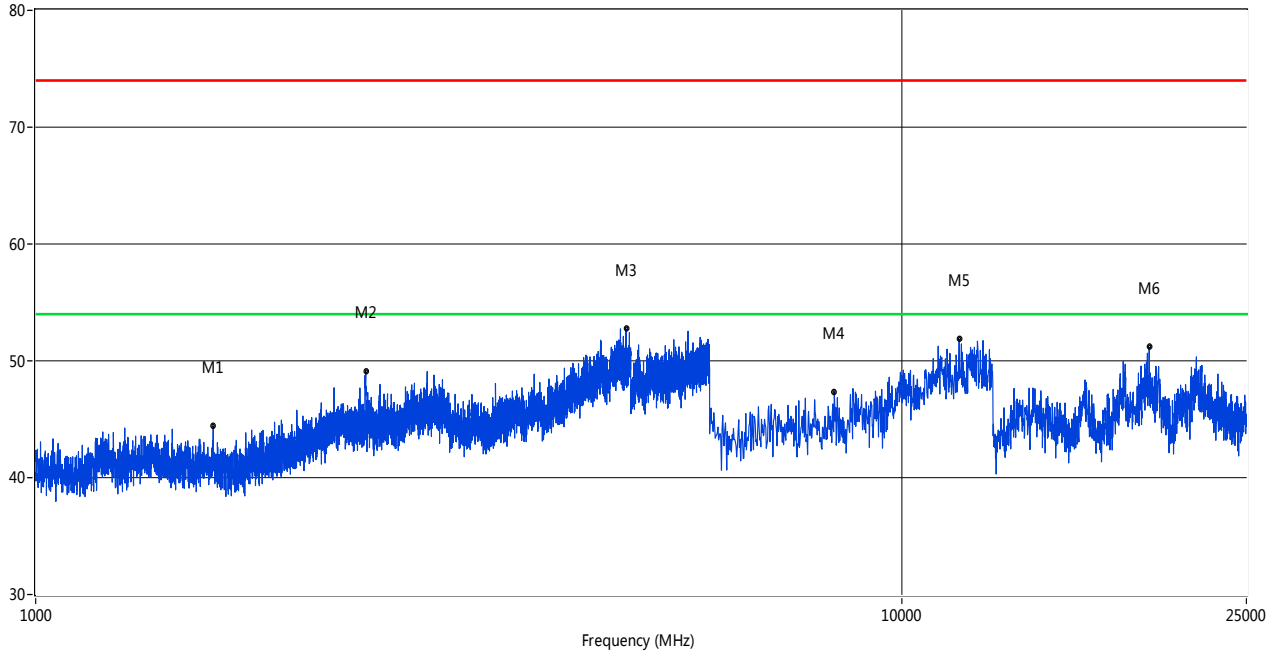
RE Test case\_FCC 15E 1GHz-25GHz



No.	Frequency (MHz)	Results (dBuV/m)	Factor (dB)	Limit (dBuV/m)	Margin (dB)	Detector	Table (o)	Height (cm)	ANT	Verdict
1	1267.43	44.95	-5.02	74.0	29.05	Peak	73.40	100	Horizontal	Pass
2	2831.54	49.29	1.81	74.0	24.71	Peak	183.50	100	Horizontal	Pass
3	4738.81	52.43	13.53	74.0	21.57	Peak	288.30	100	Horizontal	Pass
4	7740.85	47.10	14.51	74.0	26.90	Peak	183.00	100	Horizontal	Pass
5	11649.33	51.85	20.41	74.0	22.15	Peak	-0.10	100	Horizontal	Pass
6	19309.48	51.34	13.46	74.0	22.66	Peak	56.30	100	Horizontal	Pass

1 GHz to 25 GHz, ANT V Band IV 11a Low channel

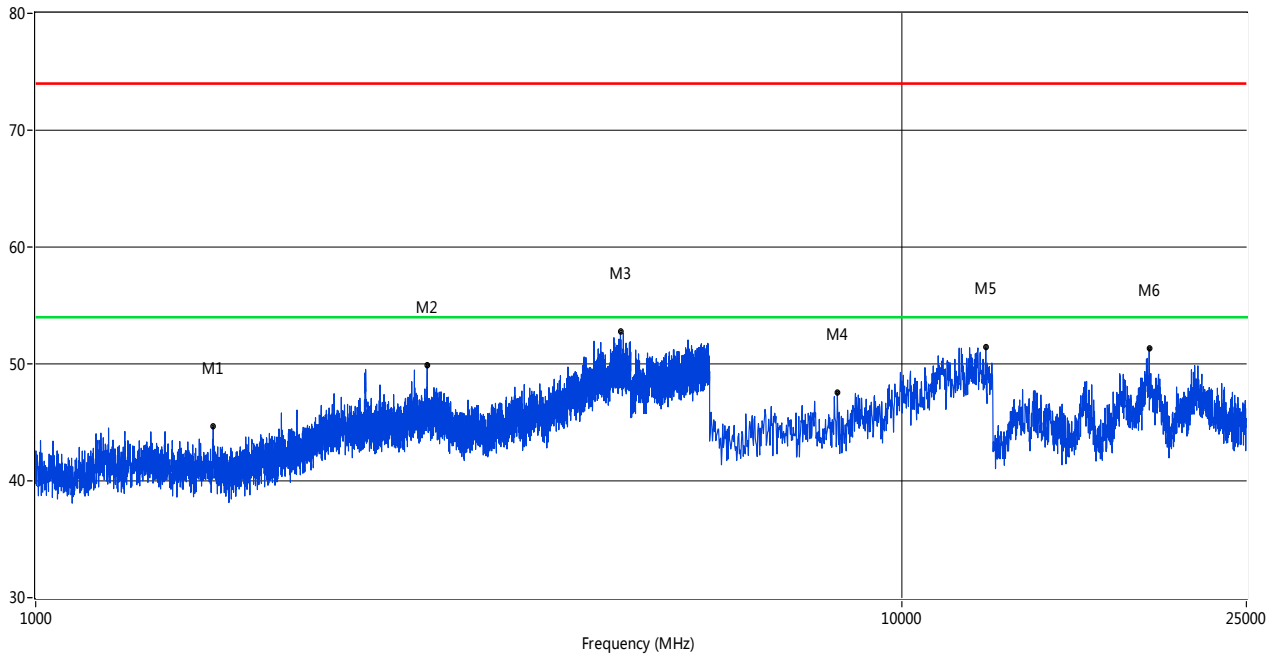
RE Test case\_FCC 15E 1GHz-25GHz



No.	Frequency (MHz)	Results (dBuV/m)	Factor (dB)	Limit (dBuV/m)	Margin (dB)	Detector	Table (o)	Height (cm)	ANT	Verdict
1	1603.35	44.65	-4.38	74.0	29.35	Peak	358.50	100	Vertical	Pass
2	2405.15	49.06	-0.24	74.0	24.94	Peak	330.10	100	Vertical	Pass
3	4805.55	52.75	13.79	74.0	21.25	Peak	57.30	100	Vertical	Pass
4	8358.57	47.31	15.05	74.0	26.69	Peak	119.20	100	Vertical	Pass
5	11649.33	51.85	20.41	74.0	22.15	Peak	-0.10	100	Vertical	Pass
6	19309.48	51.34	13.46	74.0	22.66	Peak	56.30	100	Vertical	Pass

1 GHz to 25 GHz, ANT H Band IV 11a Low channel

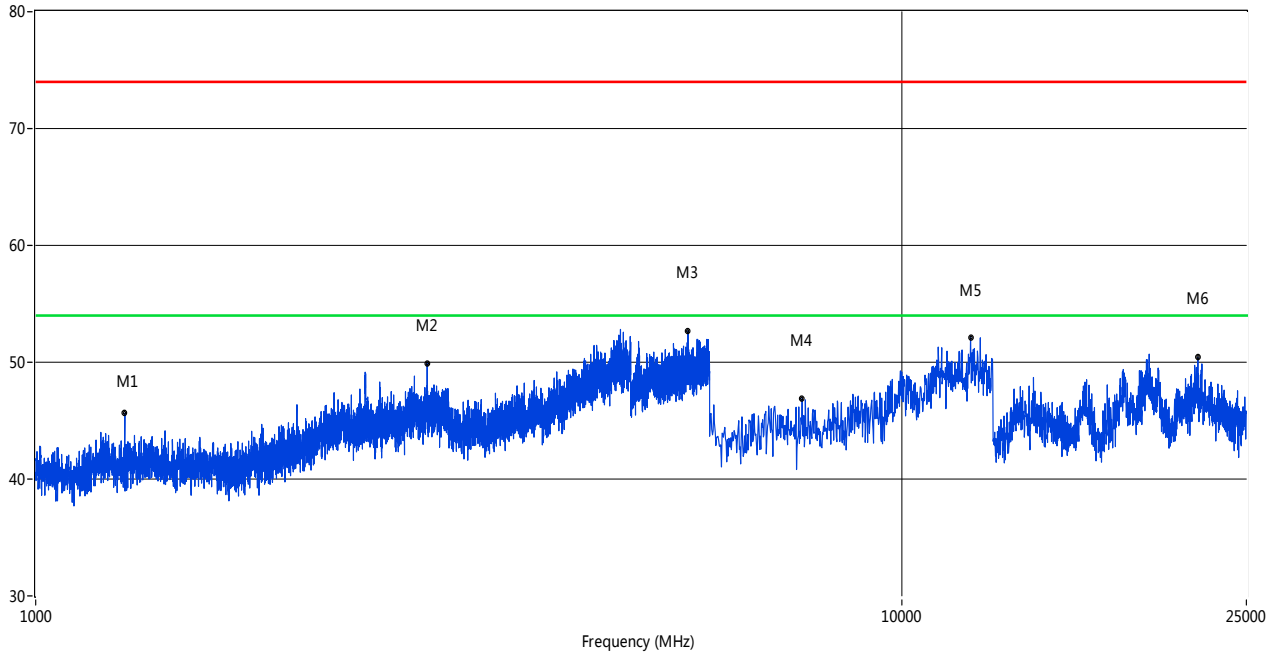
RE Test case\_FCC 15E 1GHz-25GHz



No.	Frequency (MHz)	Results (dBuV/m)	Factor (dB)	Limit (dBuV/m)	Margin (dB)	Detector	Table (o)	Height (cm)	ANT	Verdict
1	1603.35	44.65	-4.38	74.0	29.35	Peak	358.50	100	Horizontal	Pass
2	2832.04	49.94	1.78	74.0	24.06	Peak	181.70	100	Horizontal	Pass
3	4733.57	52.73	13.61	74.0	21.27	Peak	356.10	100	Horizontal	Pass
4	8425.96	47.54	15.06	74.0	26.46	Peak	71.00	100	Horizontal	Pass
5	12502.91	51.41	20.20	74.0	22.59	Peak	129.60	100	Horizontal	Pass
6	19309.48	51.34	13.46	74.0	22.66	Peak	56.30	100	Horizontal	Pass

1 GHz to 25 GHz, ANT V Band IV 11a Middle channel

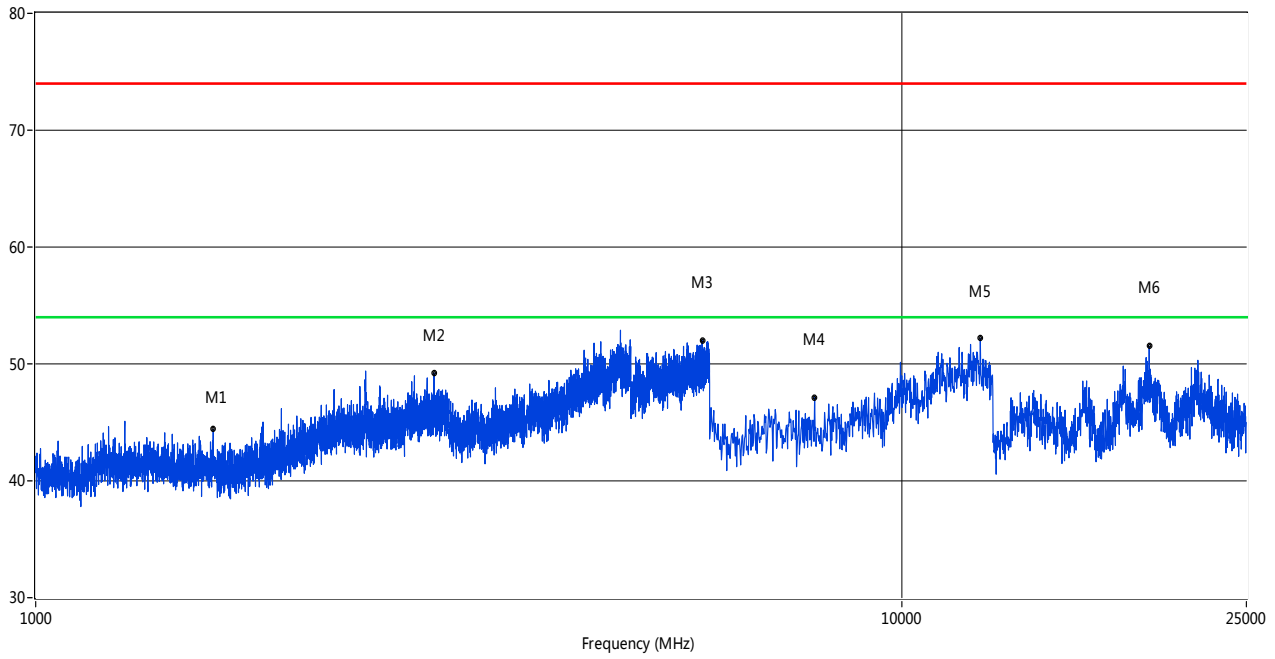
RE Test case\_FCC 15E 1GHz-25GHz



No.	Frequency (MHz)	Results (dBuV/m)	Factor (dB)	Limit (dBuV/m)	Margin (dB)	Detector	Table (o)	Height (cm)	ANT	Verdict
1	1267.43	45.61	-5.02	74.0	28.39	Peak	74.20	100	Vertical	Pass
2	2832.04	49.94	1.78	74.0	24.06	Peak	182.20	100	Vertical	Pass
3	5666.33	52.70	15.42	74.0	21.30	Peak	131.70	100	Vertical	Pass
4	7673.46	46.90	14.45	74.0	27.10	Peak	236.20	100	Vertical	Pass
5	12008.74	52.16	20.87	74.0	21.84	Peak	312.30	100	Vertical	Pass
6	21975.04	50.41	12.44	74.0	23.59	Peak	358.00	100	Vertical	Pass

1 GHz to 25 GHz, ANT H Band IV 11a Middle channel

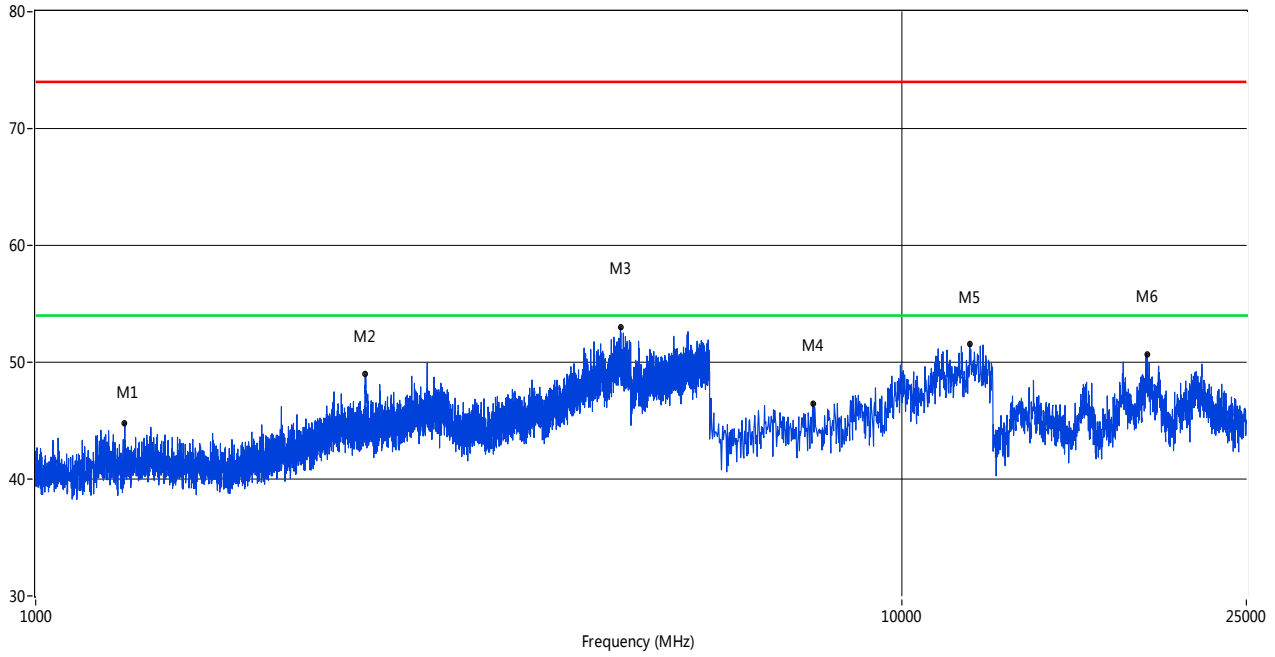
RE Test case\_FCC 15E 1GHz-25GHz



No.	Frequency (MHz)	Results (dBuV/m)	Factor (dB)	Limit (dBuV/m)	Margin (dB)	Detector	Table (o)	Height (cm)	ANT	Verdict
1	1603.35	44.39	-4.38	74.0	29.61	Peak	358.80	100	Horizontal	Pass
2	2884.03	49.22	2.21	74.0	24.78	Peak	234.30	100	Horizontal	Pass
3	5883.03	52.04	15.56	74.0	21.96	Peak	24.80	100	Horizontal	Pass
4	7931.78	47.16	14.71	74.0	26.84	Peak	334.50	100	Horizontal	Pass
5	12323.21	52.18	20.64	74.0	21.82	Peak	343.30	100	Horizontal	Pass
6	19309.48	51.54	13.46	74.0	22.46	Peak	57.40	100	Horizontal	Pass

1 GHz to 25 GHz, ANT V Band IV 11a High channel

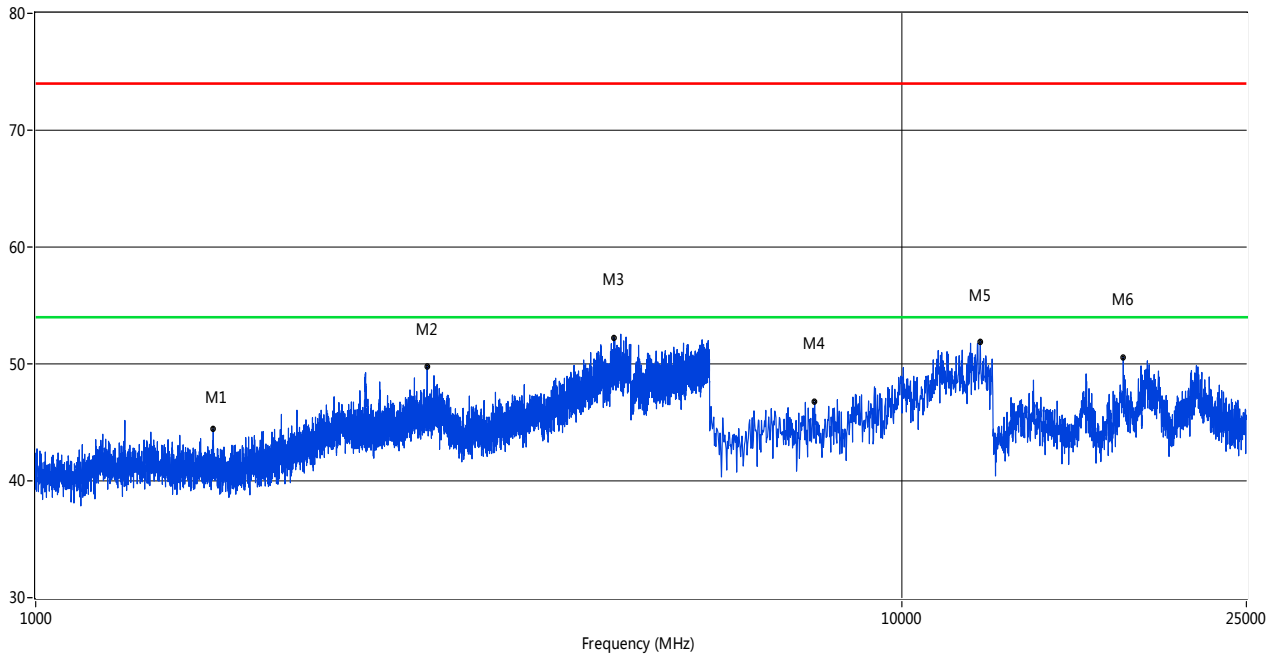
RE Test case\_FCC 15E 1GHz-25GHz



No.	Frequency (MHz)	Results (dBuV/m)	Factor (dB)	Limit (dBuV/m)	Margin (dB)	Detector	Table (o)	Height (cm)	ANT	Verdict
1	1267.43	44.82	-5.02	74.0	29.18	Peak	74.40	100	Vertical	Pass
2	2404.65	48.96	-0.31	74.0	25.04	Peak	349.00	100	Vertical	Pass
3	4732.82	53.02	13.68	74.0	20.98	Peak	356.20	100	Vertical	Pass
4	7898.09	46.49	14.66	74.0	27.51	Peak	343.90	100	Vertical	Pass
5	11975.04	51.60	20.76	74.0	22.40	Peak	70.10	100	Vertical	Pass
6	19219.63	50.68	14.00	74.0	23.32	Peak	359.00	100	Vertical	Pass

1 GHz to 25 GHz, ANT H Band IV 11a High channel

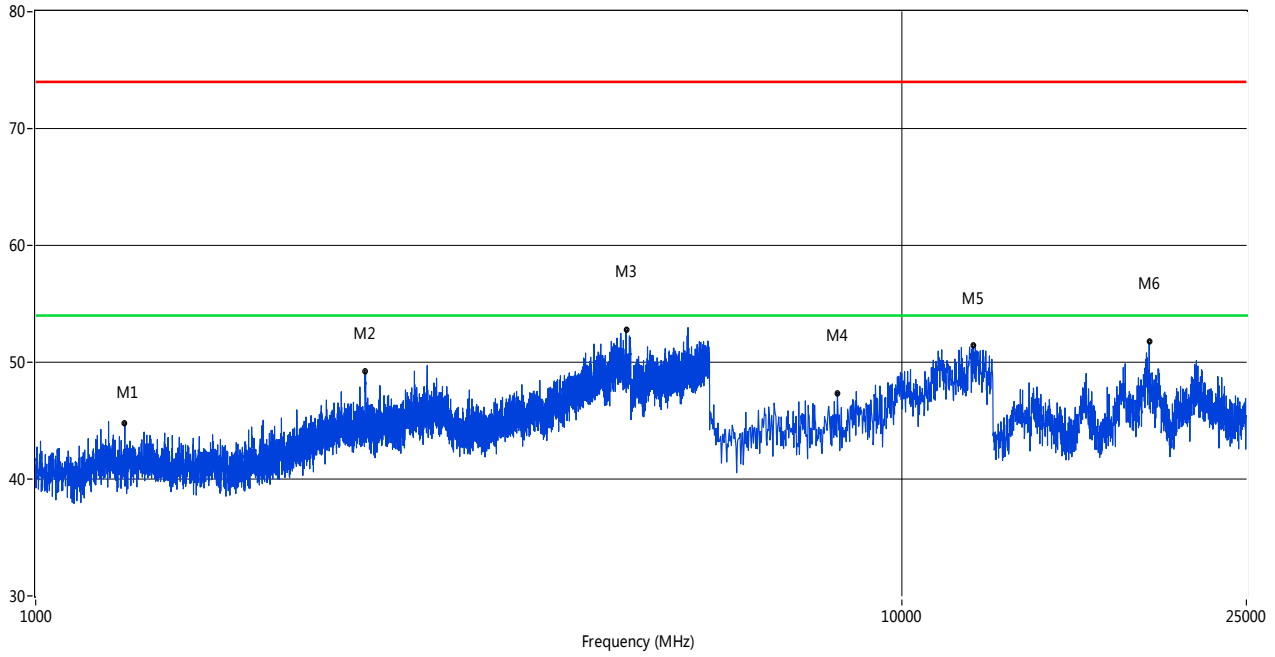
RE Test case\_FCC 15E 1GHz-25GHz



No.	Frequency (MHz)	Results (dBuV/m)	Factor (dB)	Limit (dBuV/m)	Margin (dB)	Detector	Table (o)	Height (cm)	ANT	Verdict
1	1603.35	44.45	-4.38	74.0	29.55	Peak	360.00	100	Horizontal	Pass
2	2832.04	49.80	1.78	74.0	24.20	Peak	182.20	100	Horizontal	Pass
3	4652.59	52.25	13.09	74.0	21.75	Peak	119.30	100	Horizontal	Pass
4	7931.78	46.77	14.71	74.0	27.23	Peak	334.70	100	Horizontal	Pass
5	12323.21	51.92	20.64	74.0	22.08	Peak	344.20	100	Horizontal	Pass
6	18022.46	50.60	13.26	74.0	23.40	Peak	166.70	100	Horizontal	Pass

1 GHz to 25 GHz, ANT V Band IV 11n20 Low channel

RE Test case\_FCC 15E 1GHz-25GHz

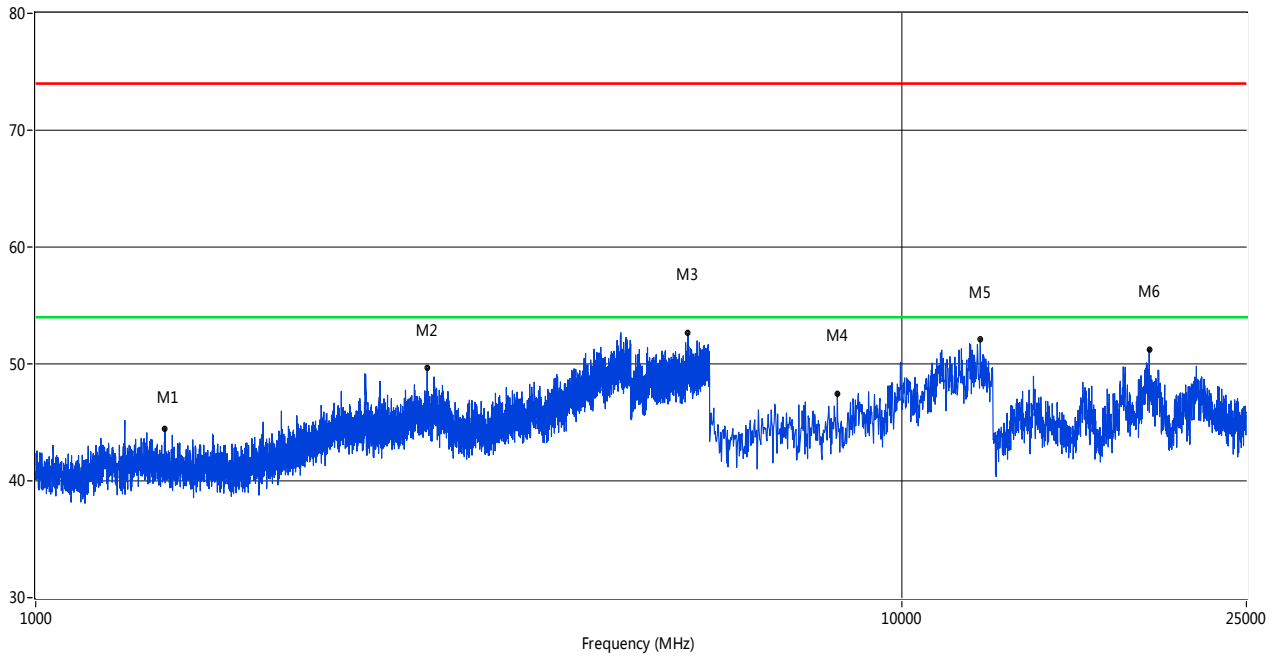


No.	Frequency (MHz)	Results (dBuV/m)	Factor (dB)	Limit (dBuV/m)	Margin (dB)	Detector	Table (o)	Height (cm)	ANT	Verdict
1	1267.43	44.75	-5.02	74.0	29.25	Peak	73.50	100	Vertical	Pass
2	2399.65	49.20	-0.35	74.0	24.80	Peak	349.50	100	Vertical	Pass
3	4805.55	52.75	13.79	74.0	21.25	Peak	57.60	100	Vertical	Pass
4	8425.96	47.48	15.06	74.0	26.52	Peak	71.60	100	Vertical	Pass
5	12098.59	51.39	20.77	74.0	22.61	Peak	307.40	100	Vertical	Pass
6	19309.48	51.41	13.46	74.0	22.59	Peak	57.90	100	Vertical	Pass



1 GHz to 25 GHz, ANT H Band IV 11n20 Low channel

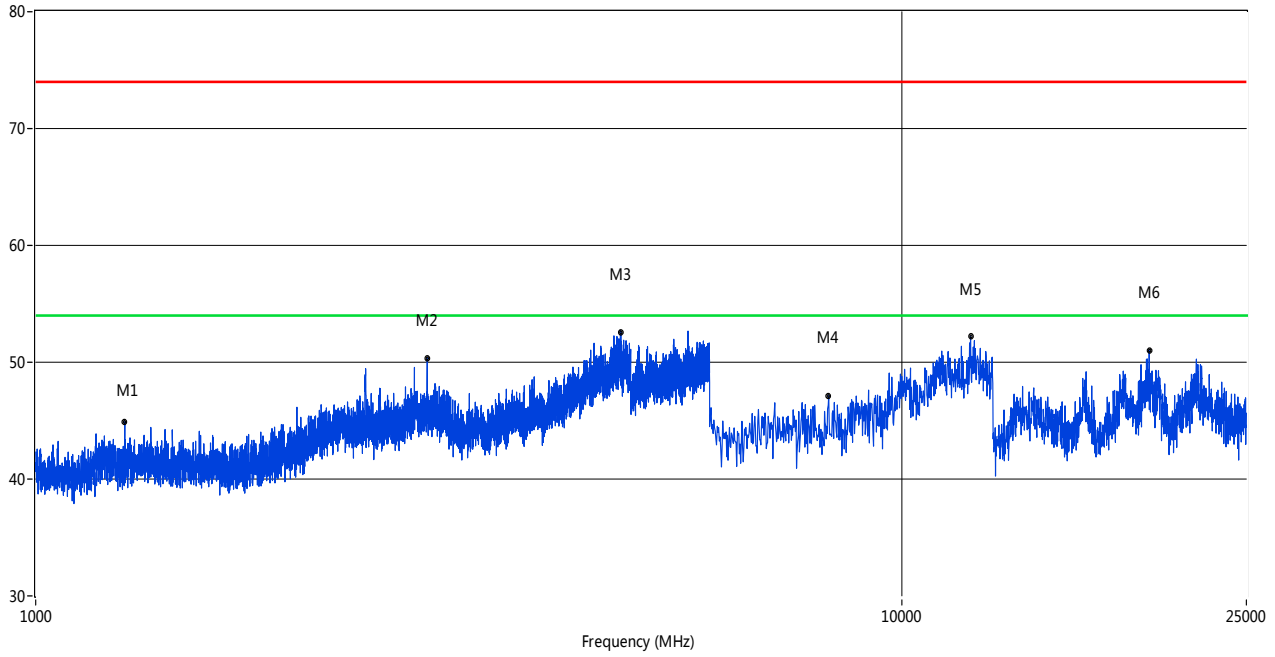
RE Test case\_FCC 15E 1GHz-25GHz



No.	Frequency (MHz)	Results (dBuV/m)	Factor (dB)	Limit (dBuV/m)	Margin (dB)	Detector	Table (o)	Height (cm)	ANT	Verdict
1	1410.40	44.50	-4.62	74.0	29.50	Peak	253.30	100	Horizontal	Pass
2	2832.04	49.64	1.78	74.0	24.36	Peak	181.80	100	Horizontal	Pass
3	5666.33	52.65	15.42	74.0	21.35	Peak	132.10	100	Horizontal	Pass
4	8425.96	47.48	15.06	74.0	26.52	Peak	71.60	100	Horizontal	Pass
5	12323.21	52.10	20.64	74.0	21.90	Peak	344.50	100	Horizontal	Pass
6	19309.48	51.41	13.46	74.0	22.59	Peak	57.90	100	Horizontal	Pass

1 GHz to 25 GHz, ANT V Band IV 11n20 Middle channel

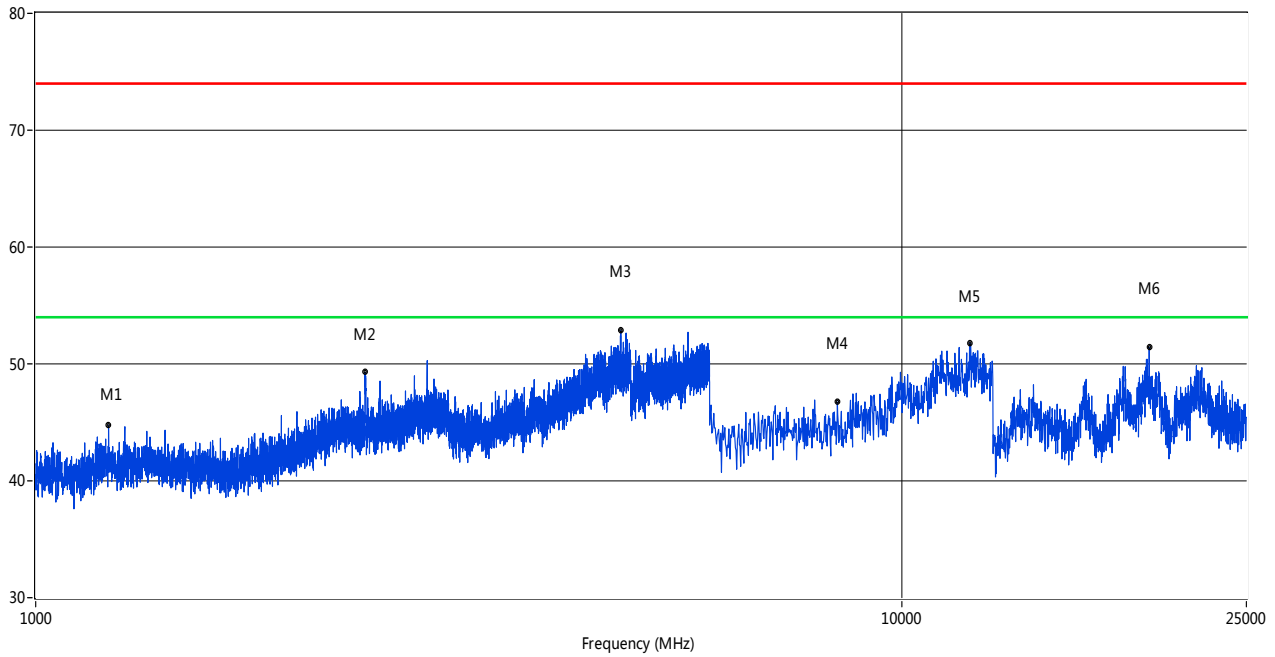
RE Test case\_FCC 15E 1GHz-25GHz



No.	Frequency (MHz)	Results (dBuV/m)	Factor (dB)	Limit (dBuV/m)	Margin (dB)	Detector	Table (o)	Height (cm)	ANT	Verdict
1	1267.43	44.91	-5.02	74.0	29.09	Peak	74.20	100	Vertical	Pass
2	2832.04	50.38	1.78	74.0	23.62	Peak	183.00	100	Vertical	Pass
3	4738.81	52.10	13.53	74.0	21.90	Peak	288.00	100	Vertical	Pass
4	8235.02	47.13	14.90	74.0	26.87	Peak	162.90	100	Vertical	Pass
5	12008.74	52.20	20.87	74.0	21.80	Peak	311.20	100	Vertical	Pass
6	19309.48	51.41	13.46	74.0	22.59	Peak	57.90	100	Vertical	Pass

1 GHz to 25 GHz, ANT H Band IV 11n20 Middle channel

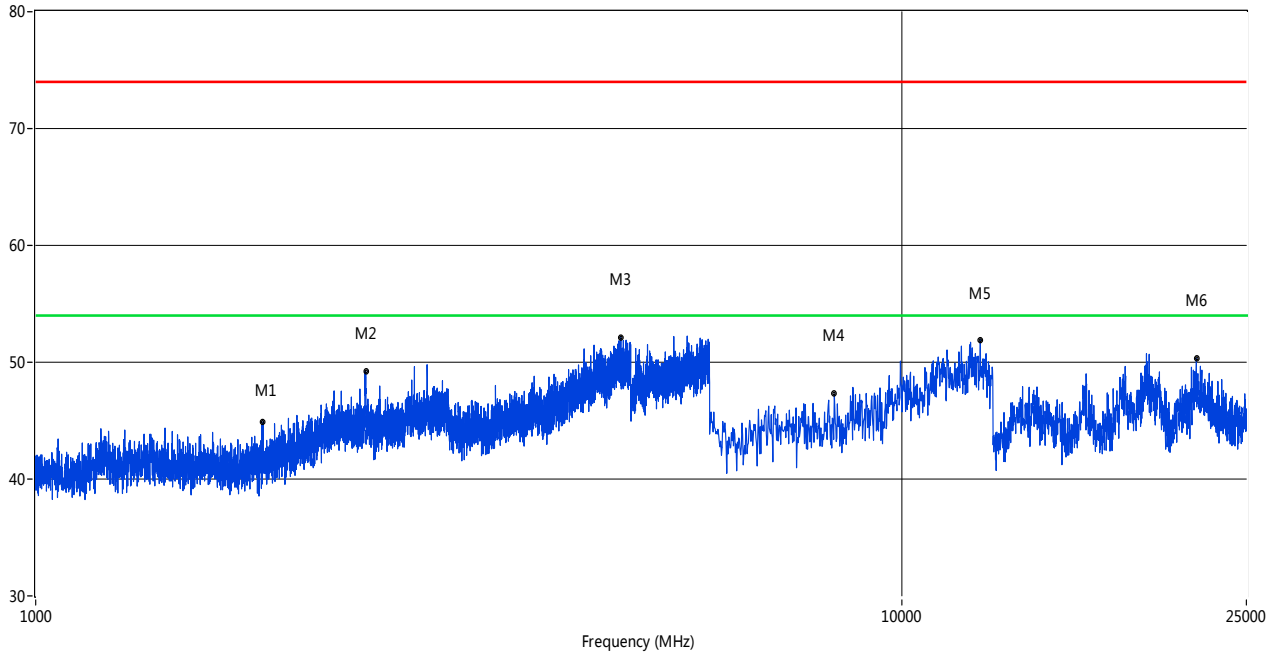
RE Test case\_FCC 15E 1GHz-25GHz



No.	Frequency (MHz)	Results (dBuV/m)	Factor (dB)	Limit (dBuV/m)	Margin (dB)	Detector	Table (o)	Height (cm)	ANT	Verdict
1	1213.95	44.76	-5.13	74.0	29.24	Peak	239.20	100	Horizontal	Pass
2	2401.15	49.30	-0.23	74.0	24.70	Peak	348.20	100	Horizontal	Pass
3	4738.81	52.10	13.53	74.0	21.90	Peak	288.00	100	Horizontal	Pass
4	8425.96	46.74	15.06	74.0	27.26	Peak	70.90	100	Horizontal	Pass
5	11975.04	51.80	20.76	74.0	22.20	Peak	70.40	100	Horizontal	Pass
6	19309.48	51.41	13.46	74.0	22.59	Peak	57.90	100	Horizontal	Pass

1 GHz to 25 GHz, ANT V Band IV 11n20 High channel

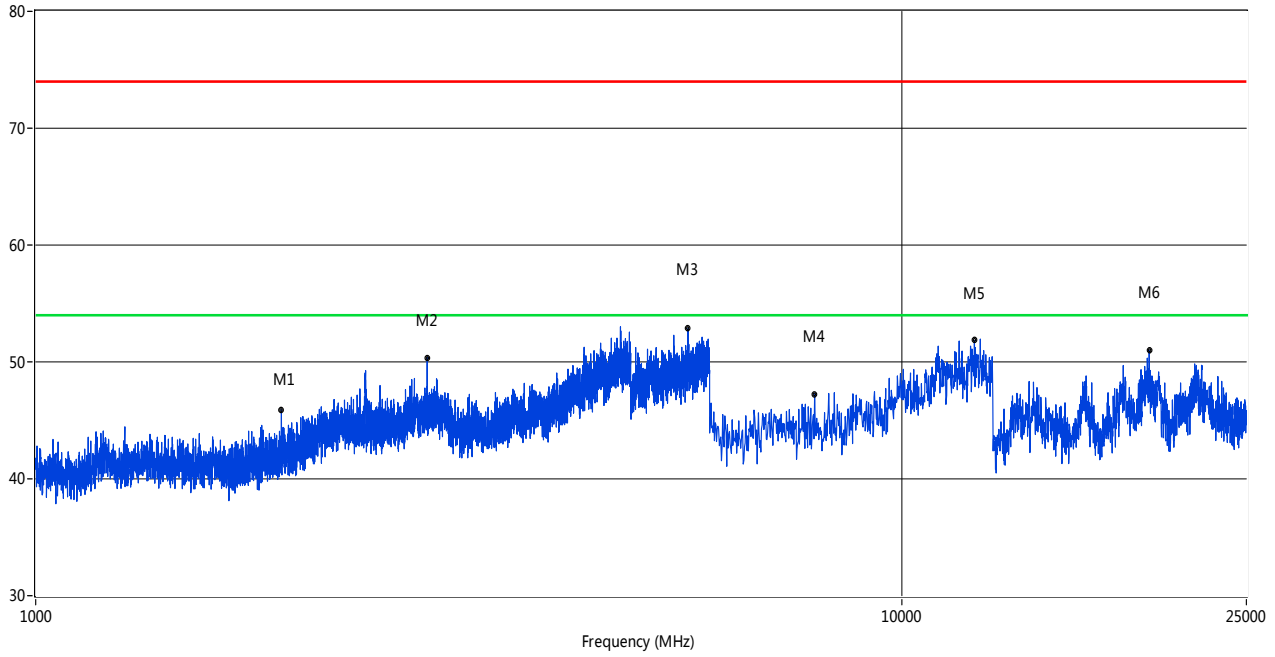
RE Test case\_FCC 15E 1GHz-25GHz



No.	Frequency (MHz)	Results (dBuV/m)	Factor (dB)	Limit (dBuV/m)	Margin (dB)	Detector	Table (o)	Height (cm)	ANT	Verdict
1	1830.79	44.91	-3.41	74.0	29.09	Peak	357.10	100	Vertical	Pass
2	2405.15	49.19	-0.24	74.0	24.81	Peak	330.60	100	Vertical	Pass
3	4738.81	52.10	13.53	74.0	21.90	Peak	288.00	100	Vertical	Pass
4	8358.57	47.29	15.05	74.0	26.71	Peak	118.90	100	Vertical	Pass
5	12323.21	51.94	20.64	74.0	22.06	Peak	344.10	100	Vertical	Pass
6	21885.19	50.32	12.61	74.0	23.68	Peak	325.00	100	Vertical	Pass

1 GHz to 25 GHz, ANT H Band IV 11n20 High channel

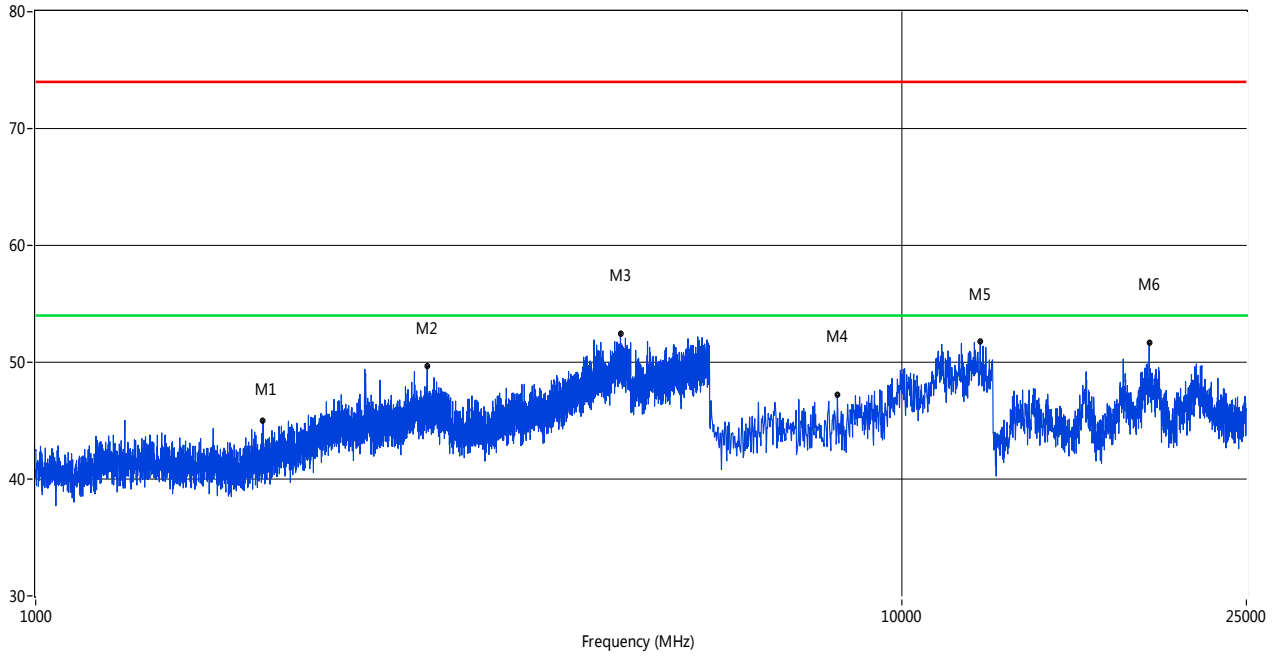
RE Test case\_FCC 15E 1GHz-25GHz



No.	Frequency (MHz)	Results (dBuV/m)	Factor (dB)	Limit (dBuV/m)	Margin (dB)	Detector	Table (o)	Height (cm)	ANT	Verdict
1	1921.77	45.91	-2.40	74.0	28.09	Peak	318.20	100	Horizontal	Pass
2	2832.04	49.93	1.78	74.0	24.07	Peak	182.80	100	Horizontal	Pass
3	5666.33	52.87	15.42	74.0	21.13	Peak	131.60	100	Horizontal	Pass
4	7931.78	47.26	14.71	74.0	26.74	Peak	334.00	100	Horizontal	Pass
5	12132.28	51.85	20.73	74.0	22.15	Peak	135.70	100	Horizontal	Pass
6	19309.48	51.38	13.46	74.0	22.62	Peak	57.40	100	Horizontal	Pass

1 GHz to 25 GHz, ANT V Band IV 11n40 Low channel

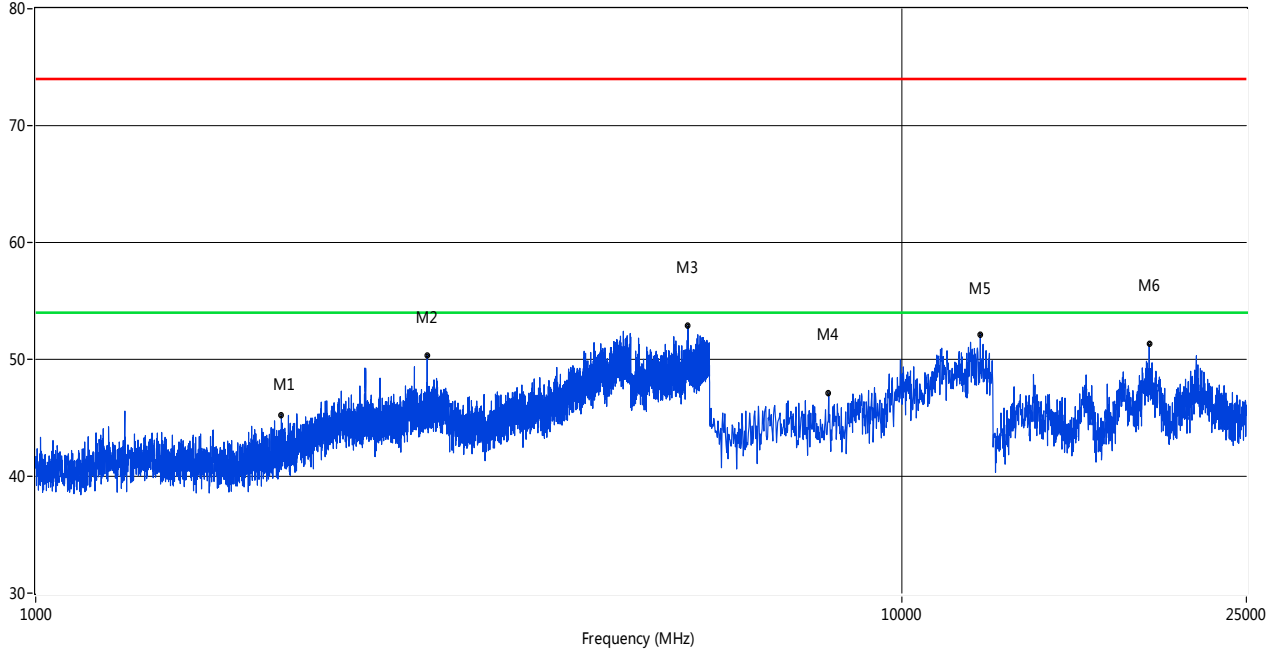
RE Test case\_FCC 15E 1GHz-25GHz



No.	Frequency (MHz)	Results (dBuV/m)	Factor (dB)	Limit (dBuV/m)	Margin (dB)	Detector	Table (o)	Height (cm)	ANT	Verdict
1	1830.79	45.05	-3.41	74.0	28.95	Peak	356.80	100	Vertical	Pass
2	2832.04	49.93	1.78	74.0	24.07	Peak	182.80	100	Vertical	Pass
3	4733.57	52.47	13.61	74.0	21.53	Peak	356.80	100	Vertical	Pass
4	8425.96	47.18	15.06	74.0	26.82	Peak	71.20	100	Vertical	Pass
5	12323.21	52.16	20.64	74.0	21.84	Peak	344.60	100	Vertical	Pass
6	19309.48	51.38	13.46	74.0	22.62	Peak	57.40	100	Vertical	Pass



RE Test case\_FCC 15E 1GHz-25GHz

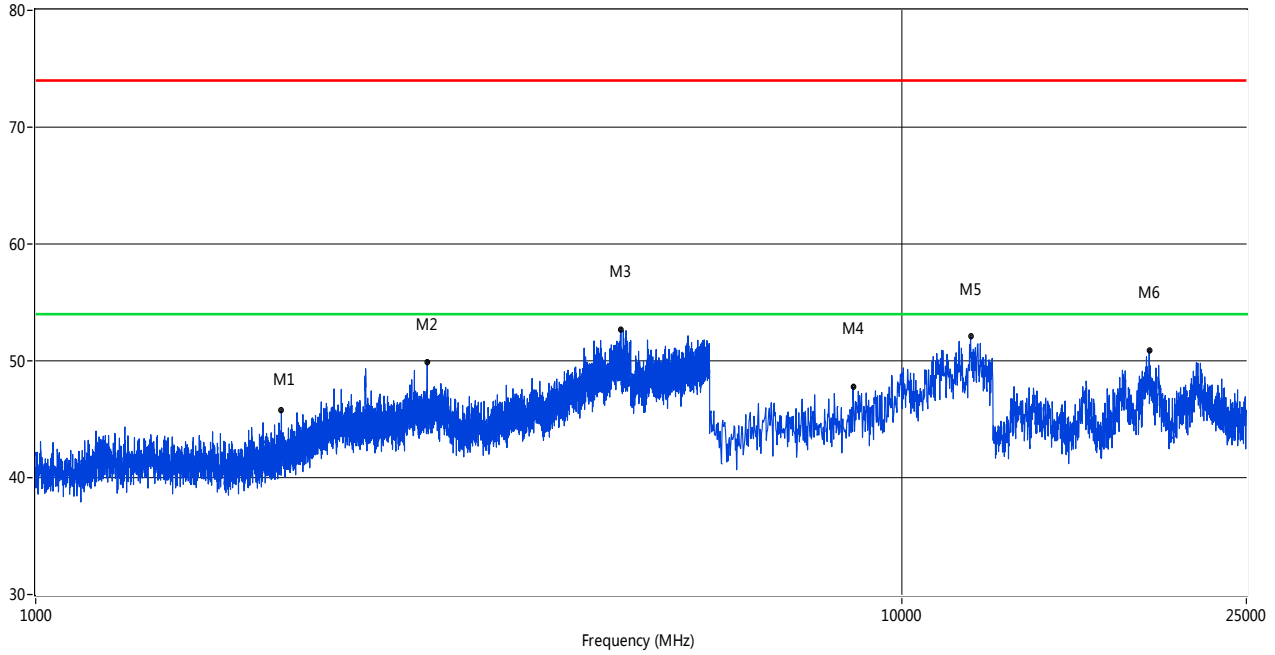


No.	Frequency (MHz)	Results (dBuV/m)	Factor (dB)	Limit (dBuV/m)	Margin (dB)	Detector	Table (o)	Height (cm)	ANT	Verdict
1	1921.77	45.77	-2.40	74.0	28.23	Peak	317.60	100	Horizontal	Pass
2	2832.04	49.93	1.78	74.0	24.07	Peak	182.80	100	Horizontal	Pass
3	5666.33	52.91	15.42	74.0	21.09	Peak	132.30	100	Horizontal	Pass
4	8235.02	47.08	14.90	74.0	26.92	Peak	162.10	100	Horizontal	Pass
5	12323.21	52.16	20.64	74.0	21.84	Peak	344.60	100	Horizontal	Pass
6	19309.48	51.38	13.46	74.0	22.62	Peak	57.40	100	Horizontal	Pass



1 GHz to 25 GHz, ANT V Band IV 11n40 High channel

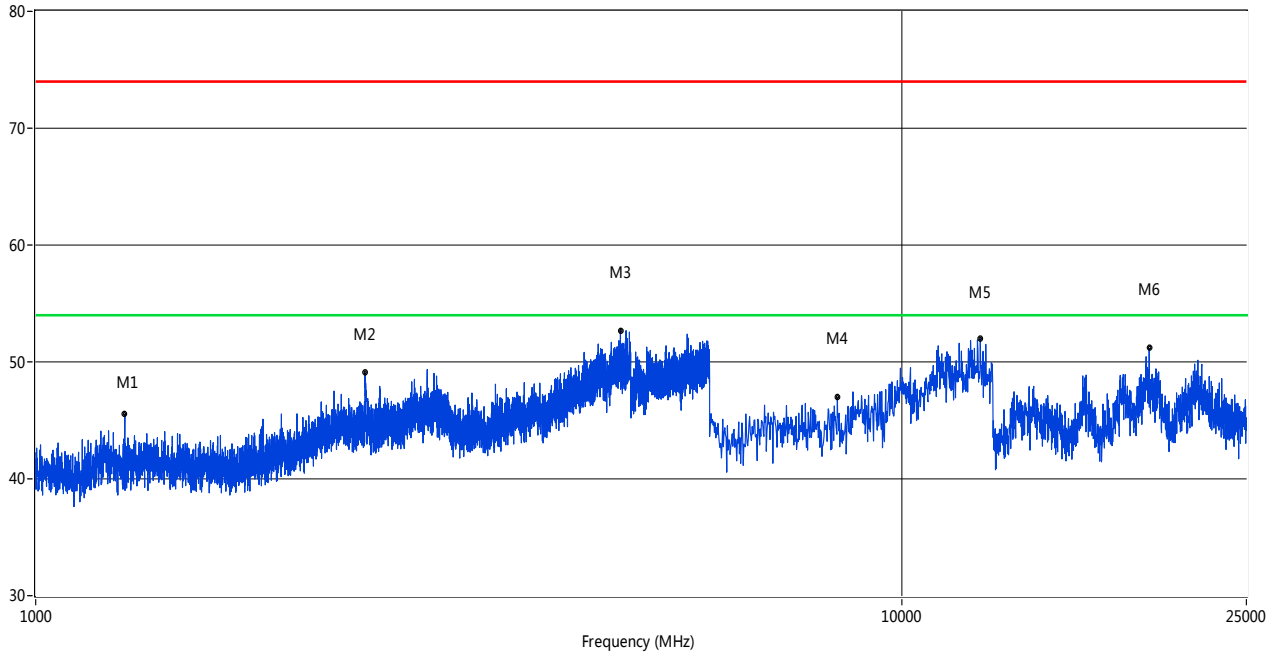
RE Test case\_FCC 15E 1GHz-25GHz



No.	Frequency (MHz)	Results (dBuV/m)	Factor (dB)	Limit (dBuV/m)	Margin (dB)	Detector	Table (o)	Height (cm)	ANT	Verdict
1	1921.77	45.77	-2.40	74.0	28.23	Peak	317.60	100	Vertical	Pass
2	2832.04	49.93	1.78	74.0	24.07	Peak	182.80	100	Vertical	Pass
3	4738.81	52.72	13.53	74.0	21.28	Peak	287.20	100	Vertical	Pass
4	8785.36	47.78	16.37	74.0	26.22	Peak	3.80	100	Vertical	Pass
5	12008.74	52.13	20.87	74.0	21.87	Peak	312.30	100	Vertical	Pass
6	19309.48	51.38	13.46	74.0	22.62	Peak	57.40	100	Vertical	Pass

1 GHz to 25 GHz, ANT H Band IV 11n40 High channel

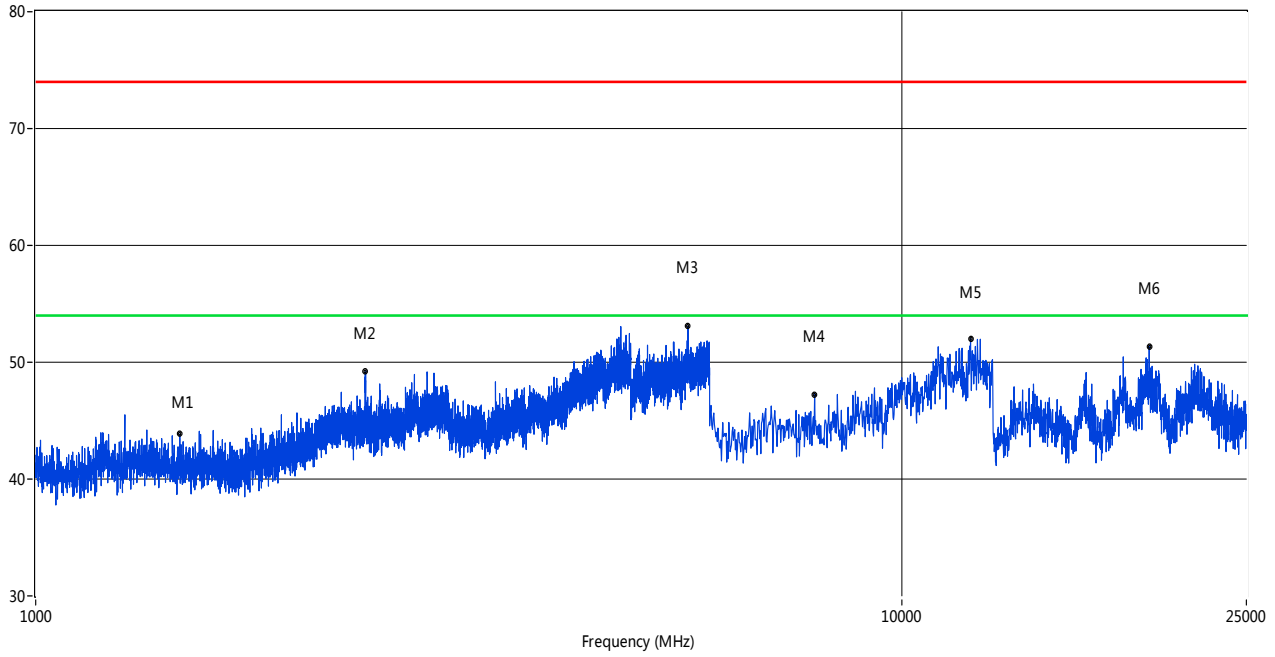
RE Test case\_FCC 15E 1GHz-25GHz



No.	Frequency (MHz)	Results (dBuV/m)	Factor (dB)	Limit (dBuV/m)	Margin (dB)	Detector	Table (o)	Height (cm)	ANT	Verdict
1	1267.43	45.53	-5.02	74.0	28.47	Peak	73.90	100	Horizontal	Pass
2	2399.65	49.15	-0.35	74.0	24.85	Peak	349.30	100	Horizontal	Pass
3	4732.82	52.69	13.68	74.0	21.31	Peak	357.10	100	Horizontal	Pass
4	8425.96	46.96	15.06	74.0	27.04	Peak	71.60	100	Horizontal	Pass
5	12323.21	52.05	20.64	74.0	21.95	Peak	343.70	100	Horizontal	Pass
6	19309.48	51.38	13.46	74.0	22.62	Peak	57.40	100	Horizontal	Pass

1 GHz to 25 GHz, ANT V Band IV 11ac20 Low channel

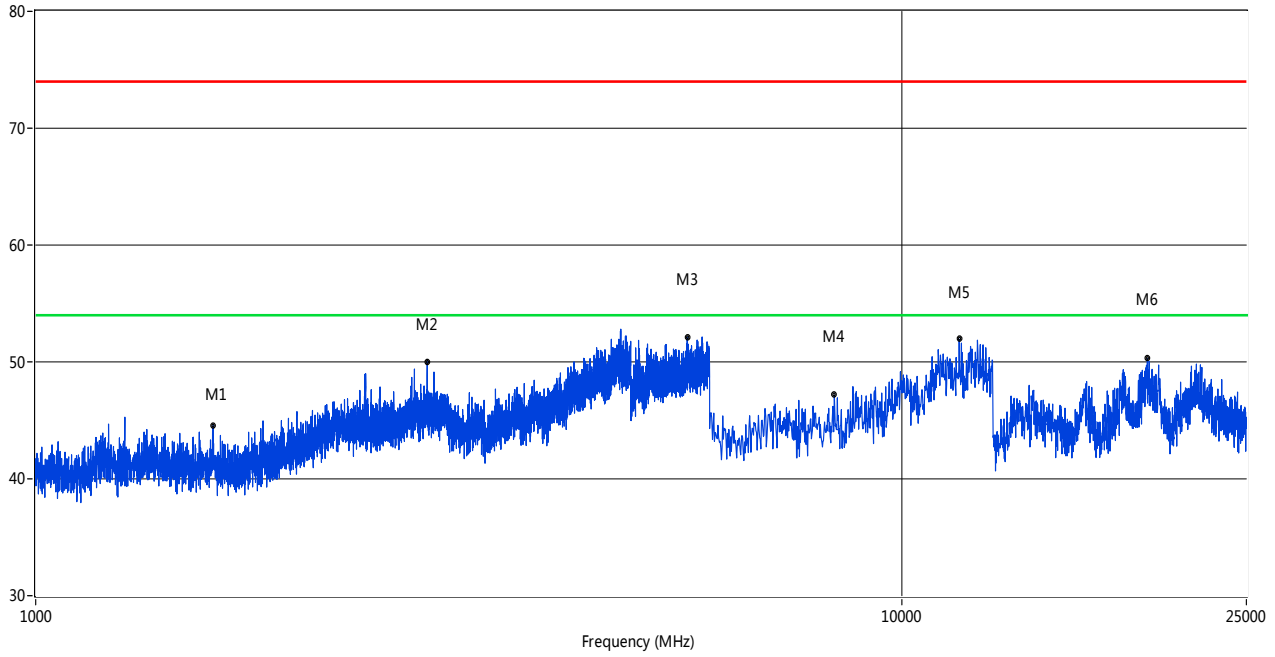
RE Test case\_FCC 15E 1GHz-25GHz



No.	Frequency (MHz)	Results (dBuV/m)	Factor (dB)	Limit (dBuV/m)	Margin (dB)	Detector	Table (o)	Height (cm)	ANT	Verdict
1	1466.88	43.87	-4.47	74.0	30.13	Peak	48.60	100	Vertical	Pass
2	2404.15	49.28	-0.28	74.0	24.72	Peak	349.50	100	Vertical	Pass
3	5666.33	53.12	15.42	74.0	20.88	Peak	133.20	100	Vertical	Pass
4	7931.78	47.26	14.71	74.0	26.74	Peak	334.40	100	Vertical	Pass
5	12008.74	52.02	20.87	74.0	21.98	Peak	312.10	100	Vertical	Pass
6	19309.48	51.38	13.46	74.0	22.62	Peak	57.40	100	Vertical	Pass

1 GHz to 25 GHz, ANT H Band IV 11ac20 Low channel

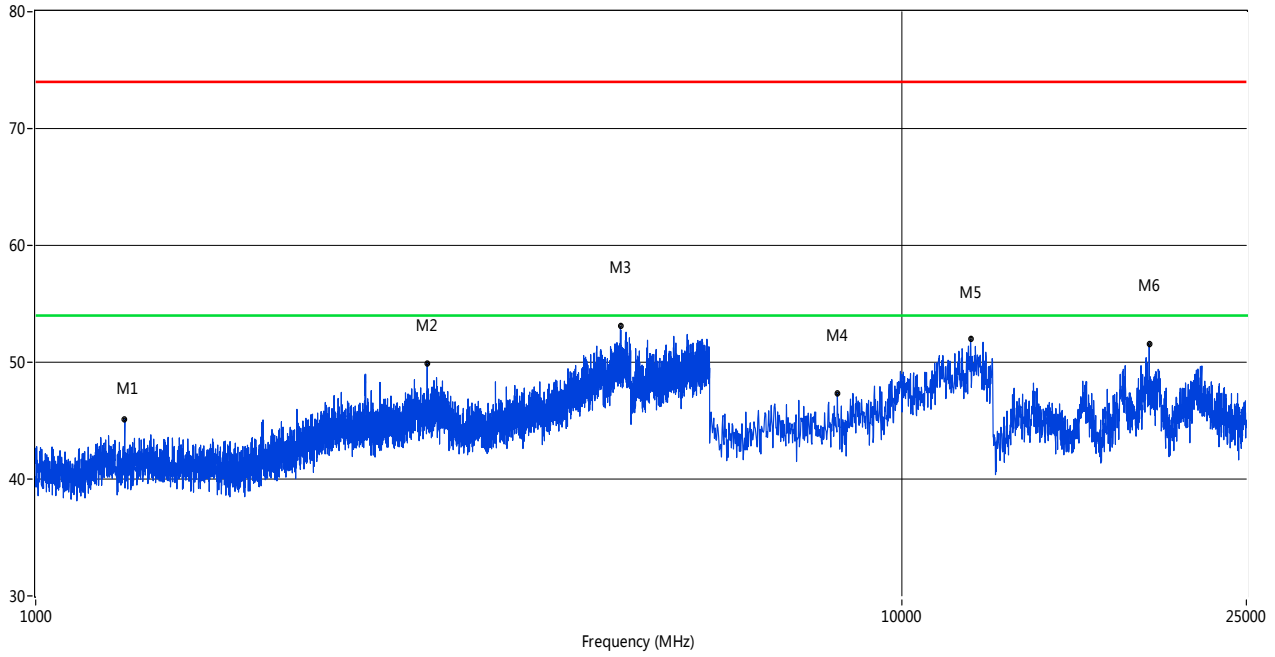
RE Test case\_FCC 15E 1GHz-25GHz



No.	Frequency (MHz)	Results (dBuV/m)	Factor (dB)	Limit (dBuV/m)	Margin (dB)	Detector	Table (o)	Height (cm)	ANT	Verdict
1	1603.35	44.58	-4.38	74.0	29.42	Peak	358.70	100	Horizontal	Pass
2	2832.04	50.20	1.78	74.0	23.80	Peak	182.20	100	Horizontal	Pass
3	5652.84	52.15	15.64	74.0	21.85	Peak	344.50	100	Horizontal	Pass
4	8358.57	47.18	15.05	74.0	26.82	Peak	118.80	100	Horizontal	Pass
5	11649.33	51.97	20.41	74.0	22.03	Peak	-0.30	100	Horizontal	Pass
6	19219.63	50.31	14.00	74.0	23.69	Peak	358.80	100	Horizontal	Pass

1 GHz to 25 GHz, ANT V Band IV 11ac20 Middle channel

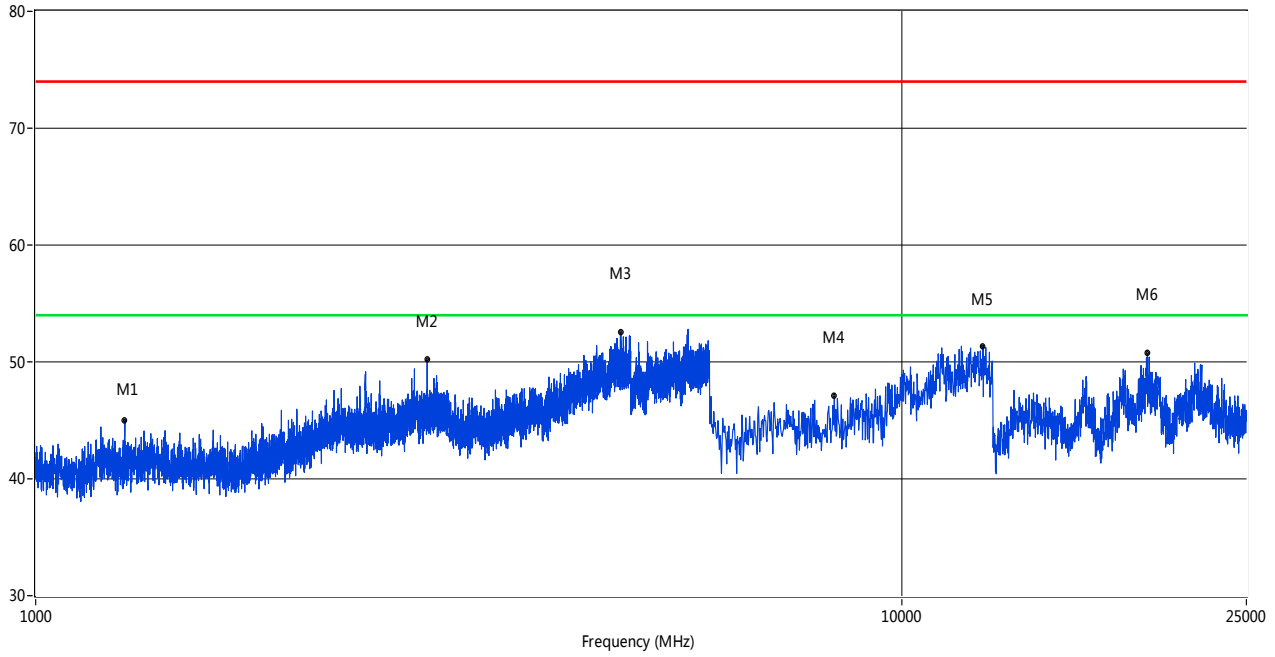
RE Test case\_FCC 15E 1GHz-25GHz



No.	Frequency (MHz)	Results (dBuV/m)	Factor (dB)	Limit (dBuV/m)	Margin (dB)	Detector	Table (o)	Height (cm)	ANT	Verdict
1	1267.43	45.02	-5.02	74.0	28.98	Peak	72.70	100	Vertical	Pass
2	2832.04	50.20	1.78	74.0	23.80	Peak	182.20	100	Vertical	Pass
3	4732.82	52.52	13.68	74.0	21.48	Peak	356.60	100	Vertical	Pass
4	8425.96	47.39	15.06	74.0	26.61	Peak	70.90	100	Vertical	Pass
5	12008.74	51.98	20.87	74.0	22.02	Peak	310.90	100	Vertical	Pass
6	19309.48	51.57	13.46	74.0	22.43	Peak	56.90	100	Vertical	Pass

1 GHz to 25 GHz, ANT H Band IV 11ac20 Middle channel

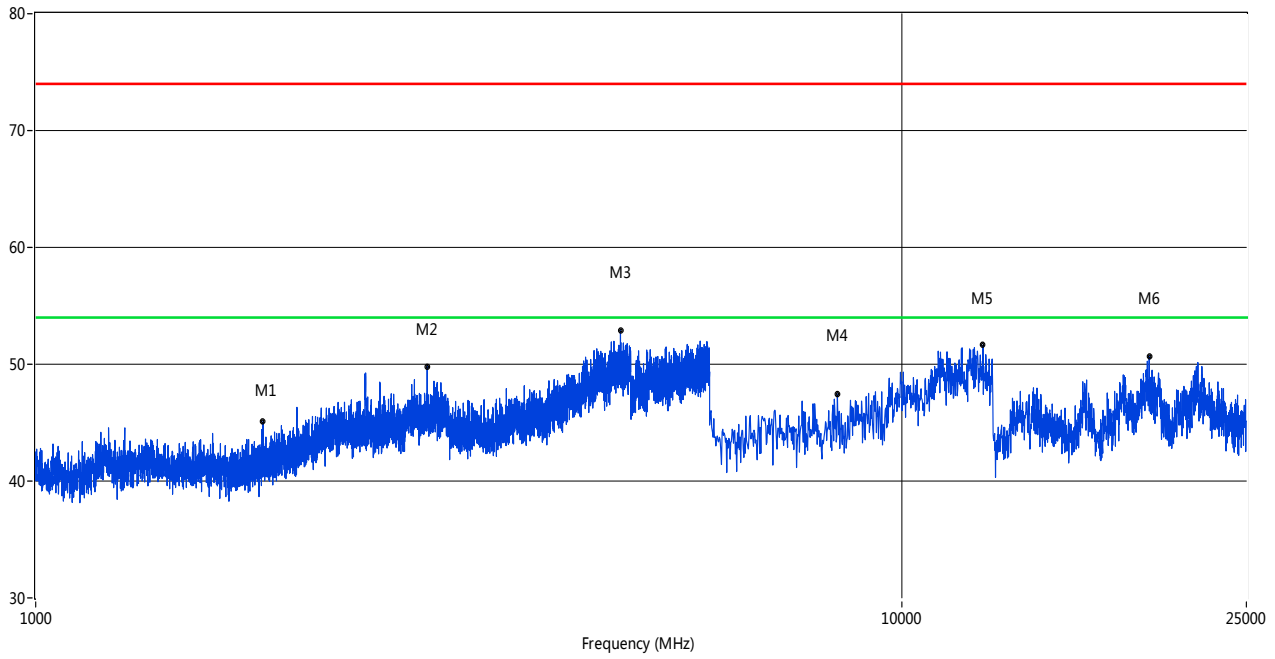
RE Test case\_FCC 15E 1GHz-25GHz



No.	Frequency (MHz)	Results (dBuV/m)	Factor (dB)	Limit (dBuV/m)	Margin (dB)	Detector	Table (o)	Height (cm)	ANT	Verdict
1	1267.43	45.02	-5.02	74.0	28.98	Peak	72.70	100	Horizontal	Pass
2	2832.04	50.20	1.78	74.0	23.80	Peak	182.20	100	Horizontal	Pass
3	4732.82	52.52	13.68	74.0	21.48	Peak	356.60	100	Horizontal	Pass
4	8358.57	47.09	15.05	74.0	26.91	Peak	118.80	100	Horizontal	Pass
5	12413.06	51.38	20.58	74.0	22.62	Peak	113.00	100	Horizontal	Pass
6	19219.63	50.73	14.00	74.0	23.27	Peak	359.30	100	Horizontal	Pass

1 GHz to 25 GHz, ANT V Band IV 11ac20 High channel

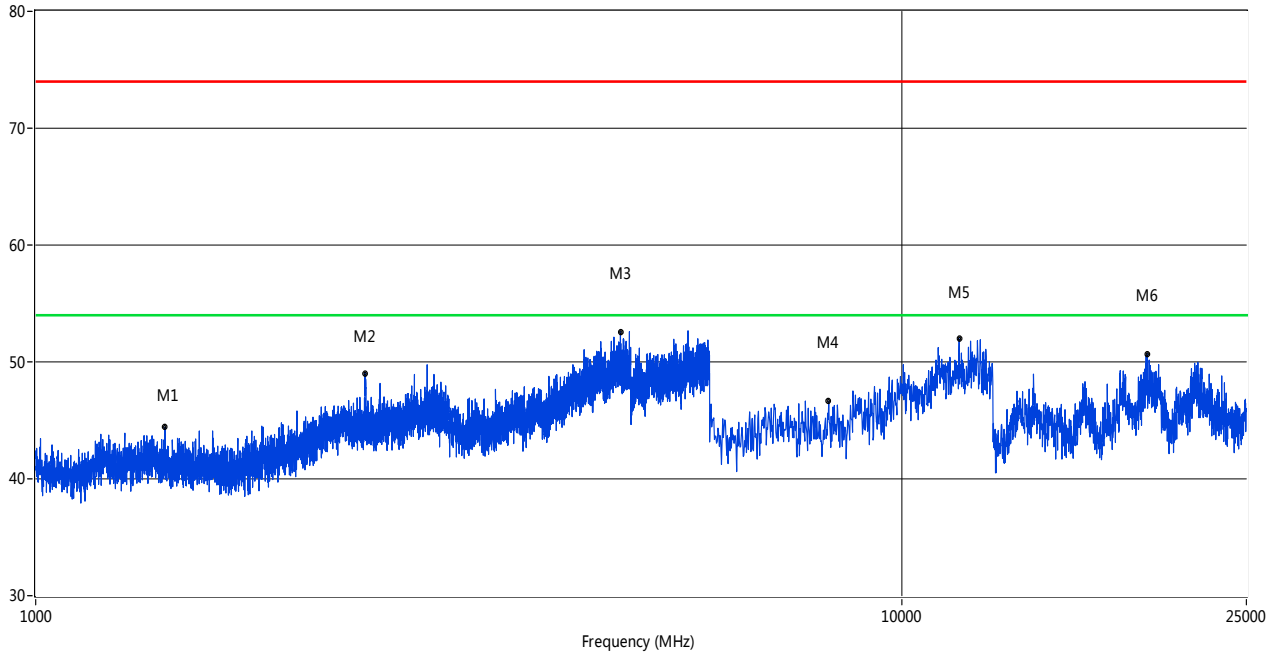
RE Test case\_FCC 15E 1GHz-25GHz



No.	Frequency (MHz)	Results (dBuV/m)	Factor (dB)	Limit (dBuV/m)	Margin (dB)	Detector	Table (o)	Height (cm)	ANT	Verdict
1	1830.29	45.09	-3.40	74.0	28.91	Peak	356.70	100	Vertical	Pass
2	2831.54	49.76	1.81	74.0	24.24	Peak	183.30	100	Vertical	Pass
3	4733.57	52.93	13.61	74.0	21.07	Peak	355.90	100	Vertical	Pass
4	8425.96	47.45	15.06	74.0	26.55	Peak	70.80	100	Vertical	Pass
5	12413.06	51.65	20.58	74.0	22.35	Peak	112.00	100	Vertical	Pass
6	19309.48	50.67	13.46	74.0	23.33	Peak	57.50	100	Vertical	Pass

1 GHz to 25 GHz, ANT H Band IV 11ac20 High channel

RE Test case\_FCC 15E 1GHz-25GHz

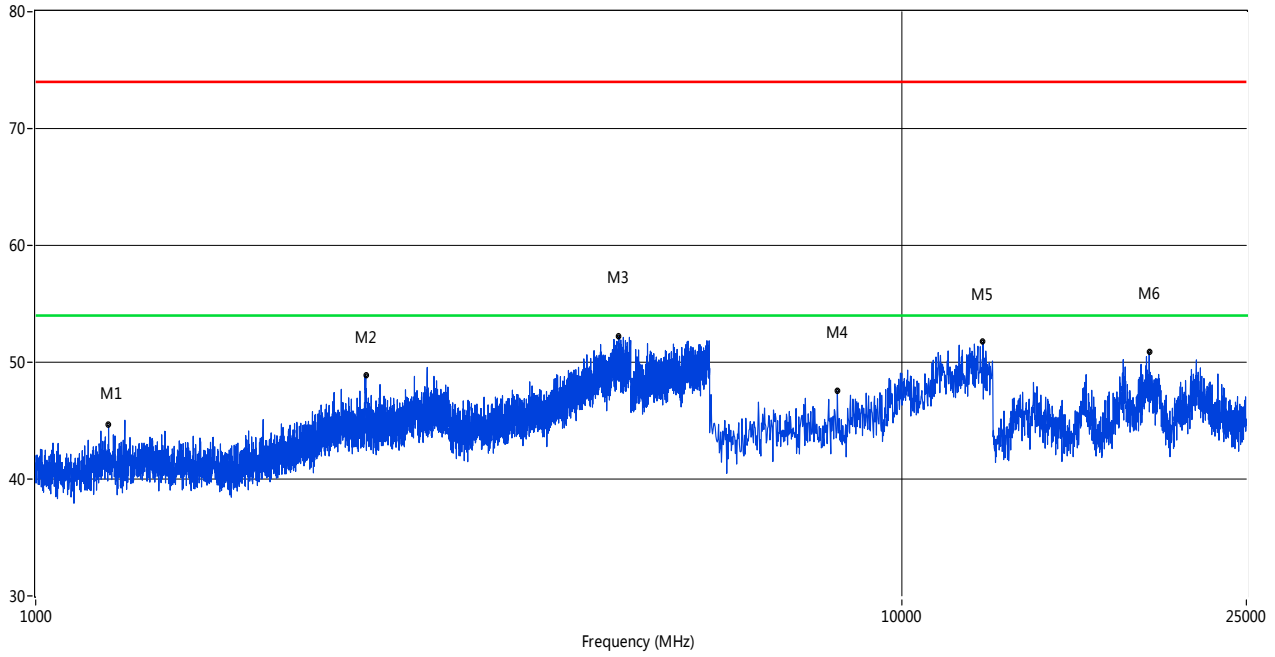


No.	Frequency (MHz)	Results (dBuV/m)	Factor (dB)	Limit (dBuV/m)	Margin (dB)	Detector	Table (o)	Height (cm)	ANT	Verdict
1	1410.40	44.44	-4.62	74.0	29.56	Peak	253.00	100	Horizontal	Pass
2	2399.65	49.02	-0.35	74.0	24.98	Peak	349.30	100	Horizontal	Pass
3	4732.82	52.61	13.68	74.0	21.39	Peak	356.20	100	Horizontal	Pass
4	8235.02	46.64	14.90	74.0	27.36	Peak	161.90	100	Horizontal	Pass
5	11649.33	51.99	20.41	74.0	22.01	Peak	-0.30	100	Horizontal	Pass
6	19219.63	50.72	14.00	74.0	23.28	Peak	359.00	100	Horizontal	Pass



1 GHz to 25 GHz, ANT V Band IV 11ac40 Low channel

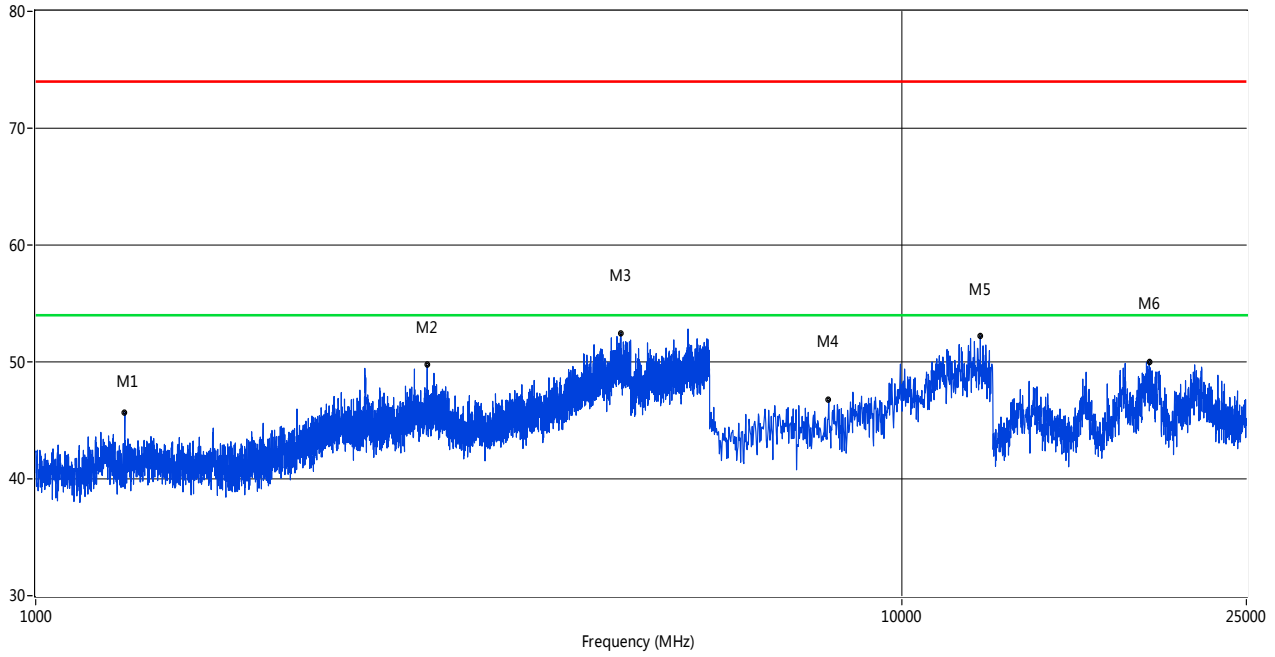
RE Test case\_FCC 15E 1GHz-25GHz



No.	Frequency (MHz)	Results (dBuV/m)	Factor (dB)	Limit (dBuV/m)	Margin (dB)	Detector	Table (o)	Height (cm)	ANT	Verdict
1	1213.95	44.63	-5.13	74.0	29.37	Peak	239.60	100	Vertical	Pass
2	2405.15	48.84	-0.24	74.0	25.16	Peak	330.60	100	Vertical	Pass
3	4714.07	52.22	13.45	74.0	21.78	Peak	302.20	100	Vertical	Pass
4	8425.96	47.53	15.06	74.0	26.47	Peak	70.80	100	Vertical	Pass
5	12413.06	51.73	20.58	74.0	22.27	Peak	113.00	100	Vertical	Pass
6	19309.48	50.05	13.46	74.0	23.95	Peak	57.30	100	Vertical	Pass

1 GHz to 25 GHz, ANT H Band IV 11ac40 Low channel

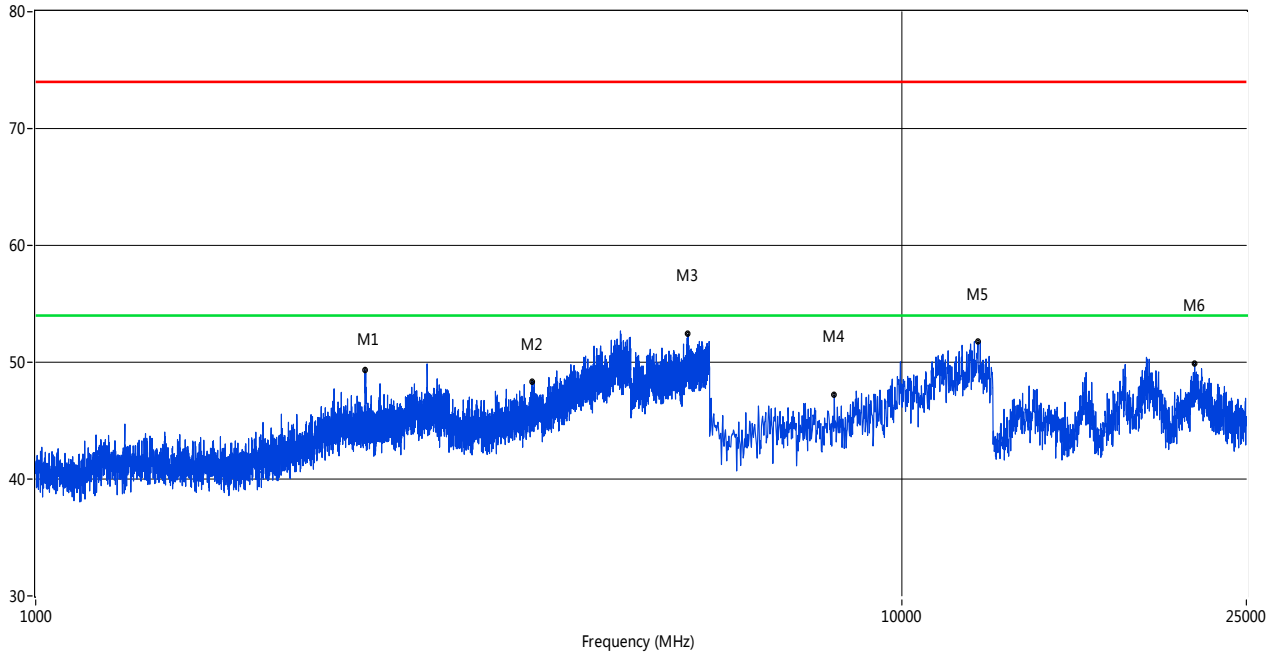
RE Test case\_FCC 15E 1GHz-25GHz



No.	Frequency (MHz)	Results (dBuV/m)	Factor (dB)	Limit (dBuV/m)	Margin (dB)	Detector	Table (o)	Height (cm)	ANT	Verdict
1	1267.43	45.67	-5.02	74.0	28.33	Peak	73.10	100	Horizontal	Pass
2	2832.04	49.72	1.78	74.0	24.28	Peak	182.00	100	Horizontal	Pass
3	4738.81	52.42	13.53	74.0	21.58	Peak	287.80	100	Horizontal	Pass
4	8235.02	46.73	14.90	74.0	27.27	Peak	162.70	100	Horizontal	Pass
5	12323.21	52.23	20.64	74.0	21.77	Peak	343.20	100	Horizontal	Pass
6	19309.48	50.05	13.46	74.0	23.95	Peak	57.30	100	Horizontal	Pass

1 GHz to 25 GHz, ANT V Band IV 11ac40 High channel

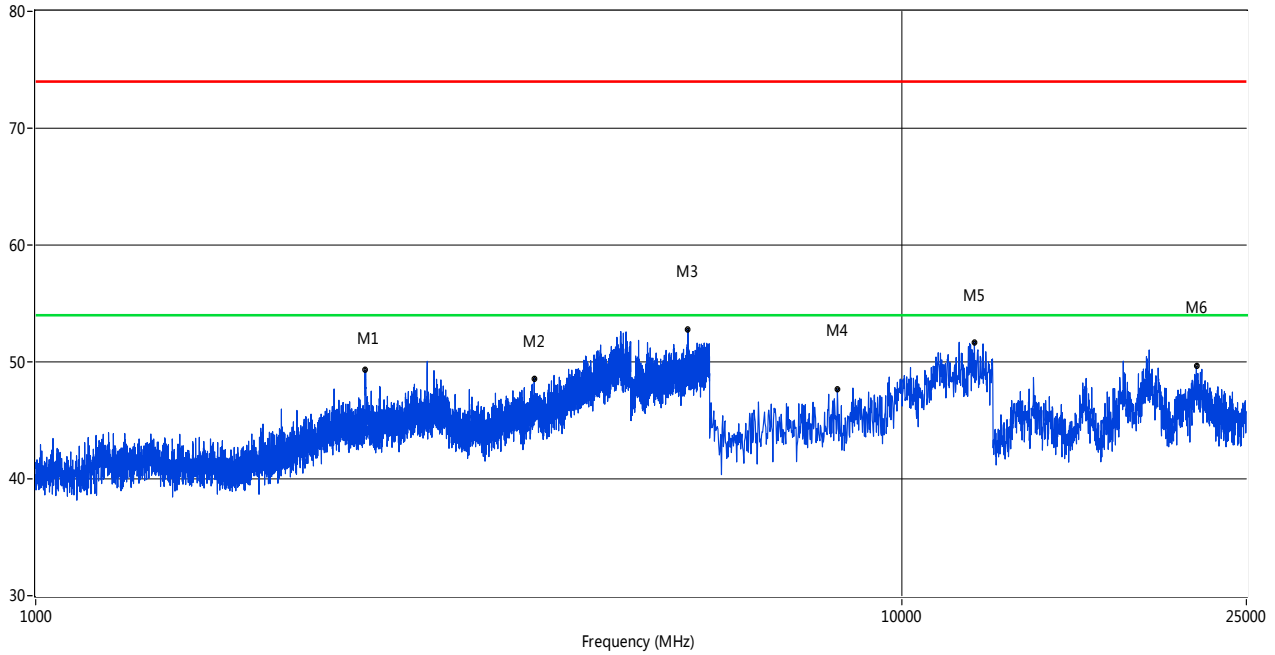
RE Test case\_FCC 15E 1GHz-25GHz



No.	Frequency (MHz)	Results (dBuV/m)	Factor (dB)	Limit (dBuV/m)	Margin (dB)	Detector	Table (o)	Height (cm)	ANT	Verdict
1	2399.65	49.35	-0.35	74.0	24.65	Peak	348.60	100	Vertical	Pass
2	3743.06	48.35	10.74	74.0	25.65	Peak	137.30	100	Vertical	Pass
3	5666.33	53.02	15.42	74.0	20.98	Peak	132.70	100	Vertical	Pass
4	8358.57	47.21	15.05	74.0	26.79	Peak	118.20	100	Vertical	Pass
5	12244.59	51.73	20.65	74.0	22.27	Peak	108.20	100	Vertical	Pass
6	21785.36	49.85	12.68	74.0	24.15	Peak	176.70	100	Vertical	Pass

1 GHz to 25 GHz, ANT H Band IV 11ac40 High channel

RE Test case\_FCC 15E 1GHz-25GHz



No.	Frequency (MHz)	Results (dBuV/m)	Factor (dB)	Limit (dBuV/m)	Margin (dB)	Detector	Table (o)	Height (cm)	ANT	Verdict
1	2404.65	49.33	-0.31	74.0	24.67	Peak	349.00	100	Horizontal	Pass
2	3763.31	48.61	10.46	74.0	25.39	Peak	142.40	100	Horizontal	Pass
3	5666.33	53.02	15.42	74.0	20.98	Peak	132.70	100	Horizontal	Pass
4	8425.96	47.65	15.06	74.0	26.35	Peak	70.50	100	Horizontal	Pass
5	12132.28	51.69	20.73	74.0	22.31	Peak	135.10	100	Horizontal	Pass
6	21885.19	49.62	12.61	74.0	24.38	Peak	325.90	100	Horizontal	Pass

Test Frequency: 25 GHz ~ 40 GHz

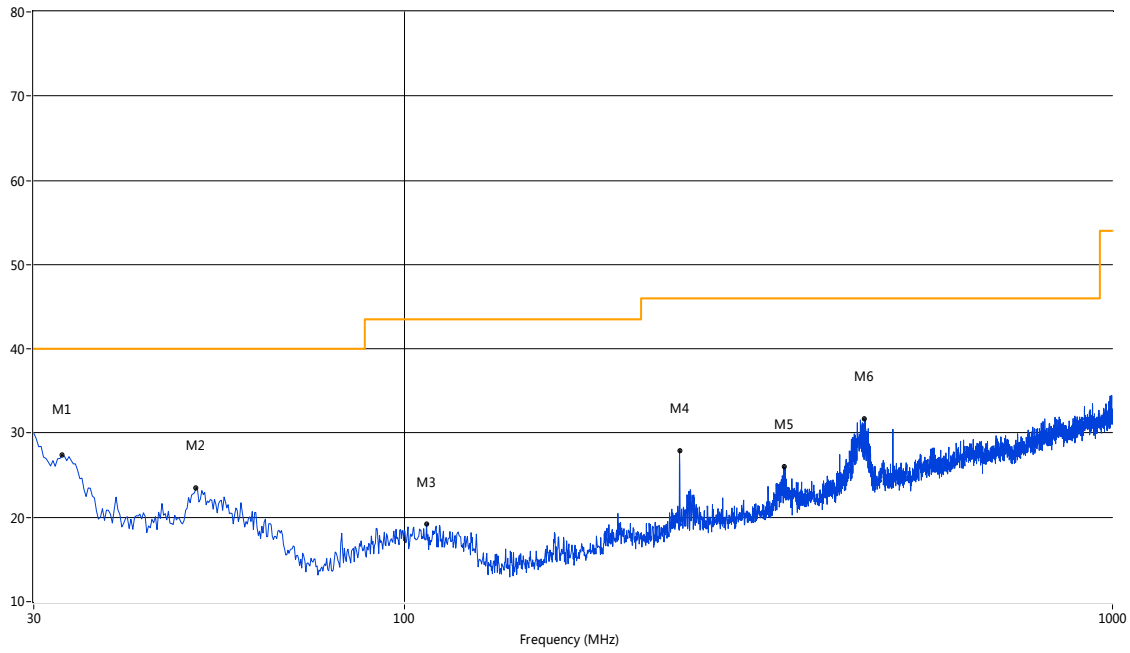
Note: Only noise floor was seen above 25 GHz and not reported.

CONFIGURATION B+ C-P35 (Acbel)

Note 1: The low frequency, which started from 9 kHz to 30 MHz, was pre-scanned and the result which was 20 dB lower than the limit line per 15.31(o) was not reported.

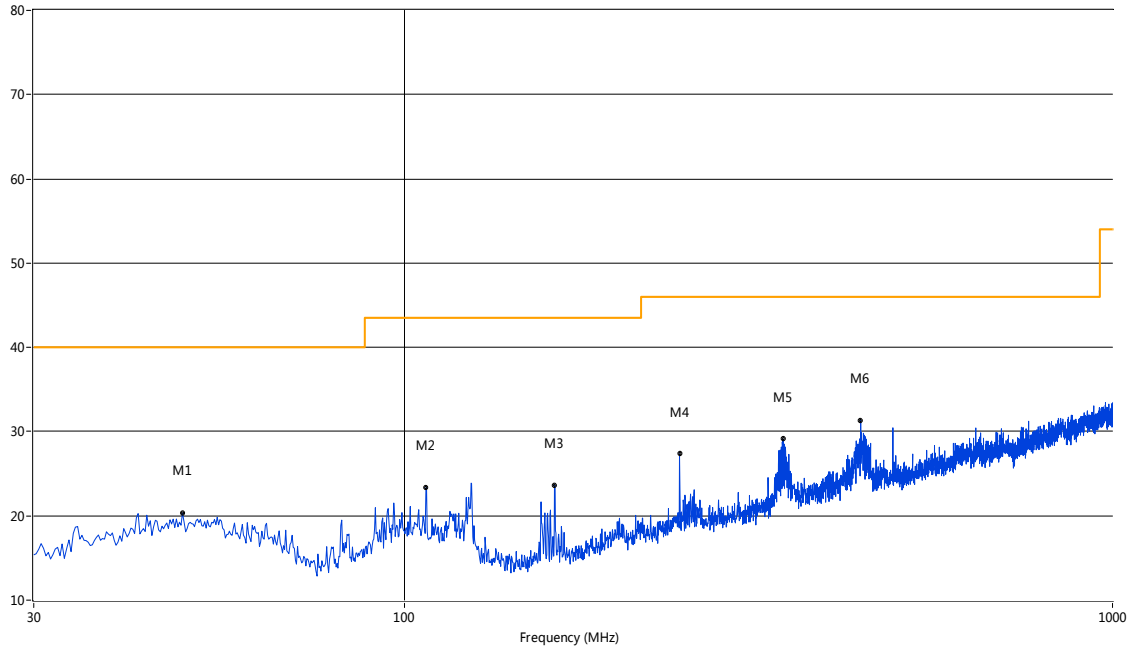
Note 2: Based on the test result of EUT 1, the EUT 2 only retest the worst mode (Band I 11a CH36 Low Channel) in this report.

30 MHz to 1 GHz, ANT V



No.	Frequency (MHz)	Results (dBuV/m)	Factor (dB)	Limit (dBuV/m)	Margin (dB)	Detector	Table (o)	Height (cm)	ANT	Verdict
1	32.91	27.37	-21.87	40.0	12.63	Peak	313.30	100	Vertical	Pass
2	50.85	23.48	-18.66	40.0	16.52	Peak	171.30	100	Vertical	Pass
3	107.58	19.17	-20.16	43.5	24.33	Peak	283.30	100	Vertical	Pass
4	244.80	27.95	-19.00	46.0	18.05	Peak	-0.00	100	Vertical	Pass
5	343.96	26.02	-16.26	46.0	19.98	Peak	232.60	100	Vertical	Pass
6	447.00	31.71	-14.50	46.0	14.29	Peak	66.50	100	Vertical	Pass

30 MHz to 1 GHz, ANT H

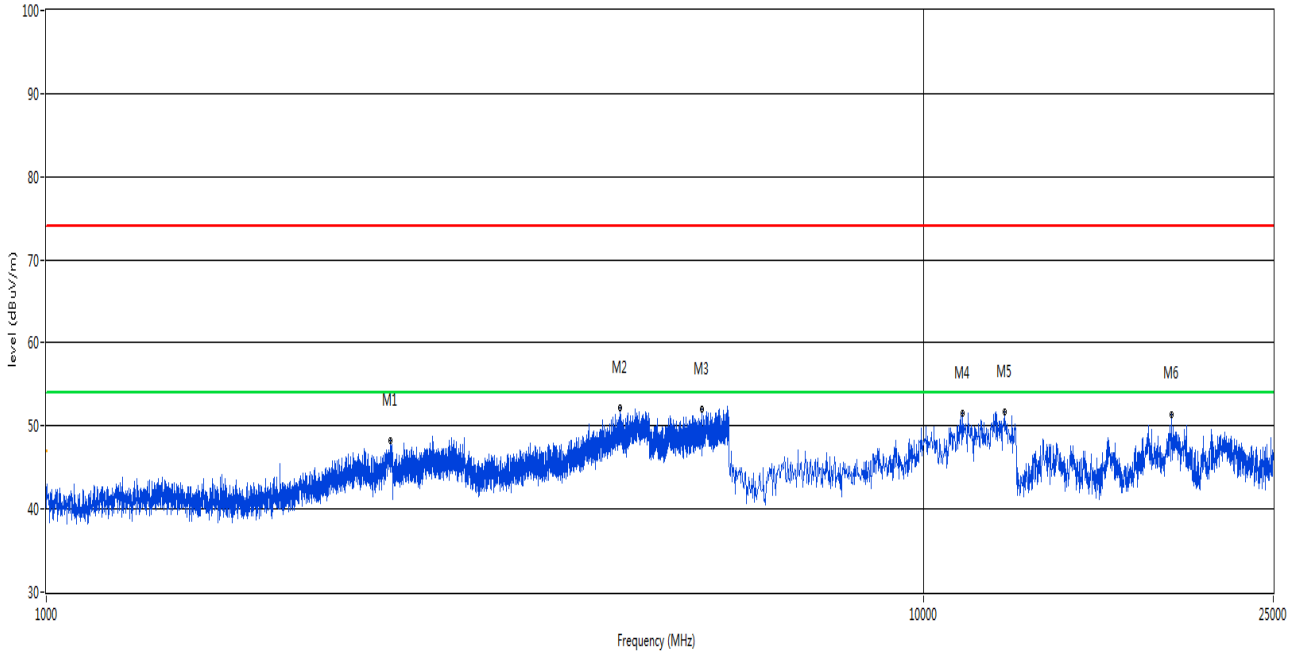


No.	Frequency (MHz)	Results (dBuV/m)	Factor (dB)	Limit (dBuV/m)	Margin (dB)	Detector	Table (o)	Height (cm)	ANT	Verdict
1	48.67	20.34	-18.58	40.0	19.66	Peak	212.80	100	Horizontal	Pass
2	107.34	23.35	-20.22	43.5	20.15	Peak	32.20	100	Horizontal	Pass
3	163.10	23.67	-22.95	43.5	19.83	Peak	37.40	100	Horizontal	Pass
4	244.80	27.36	-19.00	46.0	18.64	Peak	107.90	100	Horizontal	Pass
5	342.75	29.12	-16.31	46.0	16.88	Peak	128.00	100	Horizontal	Pass
6	441.18	31.33	-14.55	46.0	14.67	Peak	253.40	100	Horizontal	Pass

Note 1: All configuration were pre-scanned and the result which was 20 dB lower than the limit line per 15.31(o) was not reported.

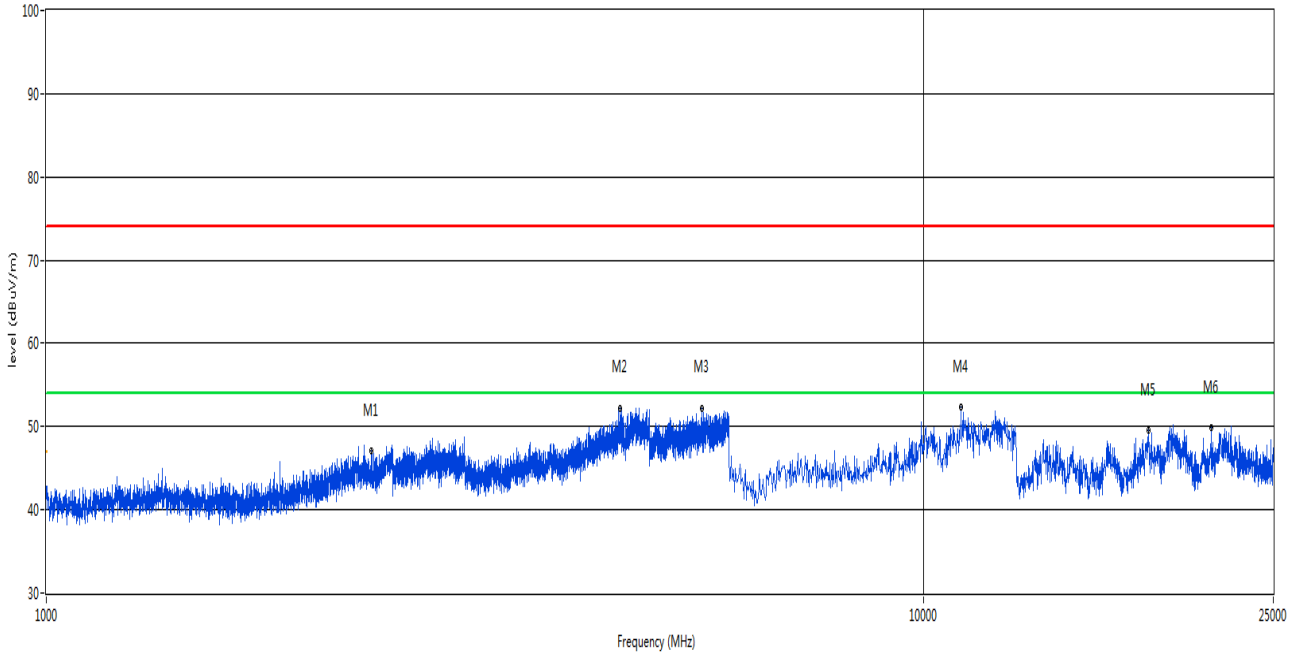
Note 2: Based on the test result of EUT 1, the EUT 2 only retest the worst mode (Band I 11a CH36 Low Channel) in this report.

1 GHz to 25 GHz, ANT V



No.	Frequency (MHz)	Results (dBuV/m)	Factor (dB)	Limit (dBuV/m)	Margin (dB)	Detector	Table (o)	Height (cm)	ANT	Verdict
1	2467.13	48.17	-0.47	74.0	25.83	Peak	8.00	100	Vertical	Pass
2	4500.37	52.11	12.69	74.0	21.89	Peak	205.20	100	Vertical	Pass
3	5589.10	52.01	15.22	74.0	21.99	Peak	43.70	100	Vertical	Pass
4	11065.31	51.51	20.19	74.0	22.49	Peak	291.20	100	Vertical	Pass
5	12368.14	51.64	20.64	74.0	22.36	Peak	8.20	100	Vertical	Pass
6	19139.77	51.41	13.90	74.0	22.59	Peak	195.50	100	Vertical	Pass

1 GHz to 25 GHz, ANT H



No.	Frequency (MHz)	Results (dBuV/m)	Factor (dB)	Limit (dBuV/m)	Margin (dB)	Detector	Table (o)	Height (cm)	ANT	Verdict
1	2344.66	47.10	-0.77	74.0	26.90	Peak	31.40	100	Horizontal	Pass
2	4500.37	52.20	12.69	74.0	21.80	Peak	205.20	100	Horizontal	Pass
3	5589.10	52.17	15.22	74.0	21.83	Peak	43.70	100	Horizontal	Pass
4	11020.38	52.36	20.14	74.0	21.64	Peak	285.90	100	Horizontal	Pass
5	18032.86	49.47	13.23	74.0	24.53	Peak	216.60	100	Horizontal	Pass
6	21236.27	49.83	11.25	74.0	24.17	Peak	254.90	100	Horizontal	Pass

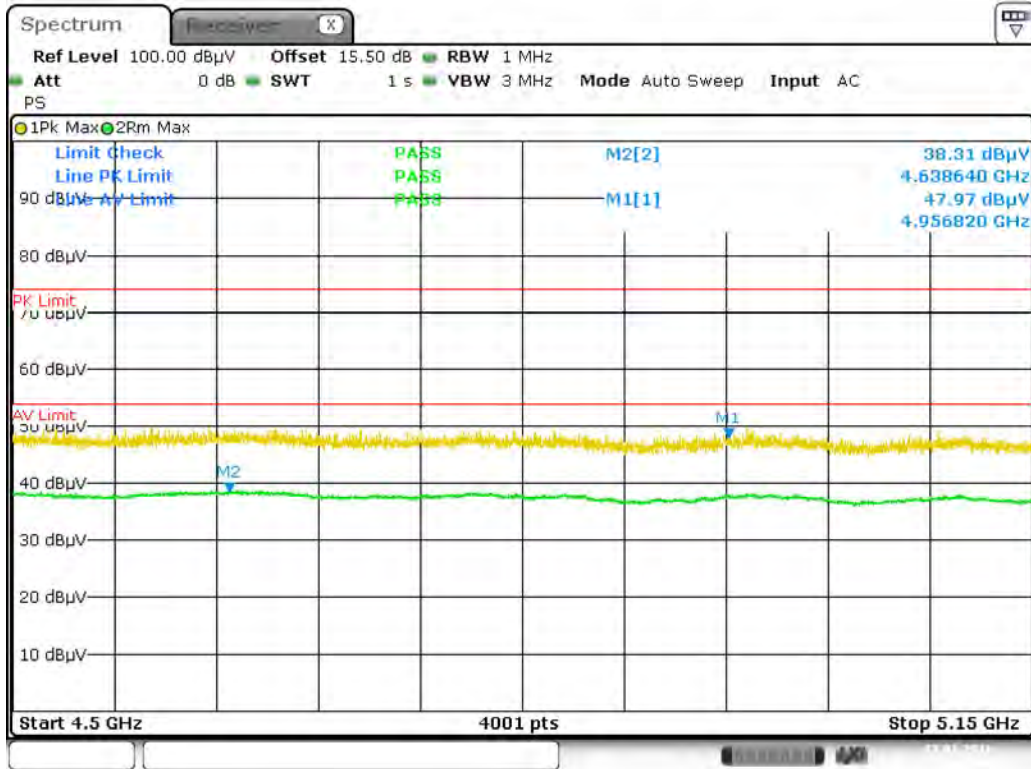
Test Frequency: 25 GHz ~ 40 GHz

Note: Only noise floor was seen above 25 GHz and not reported.



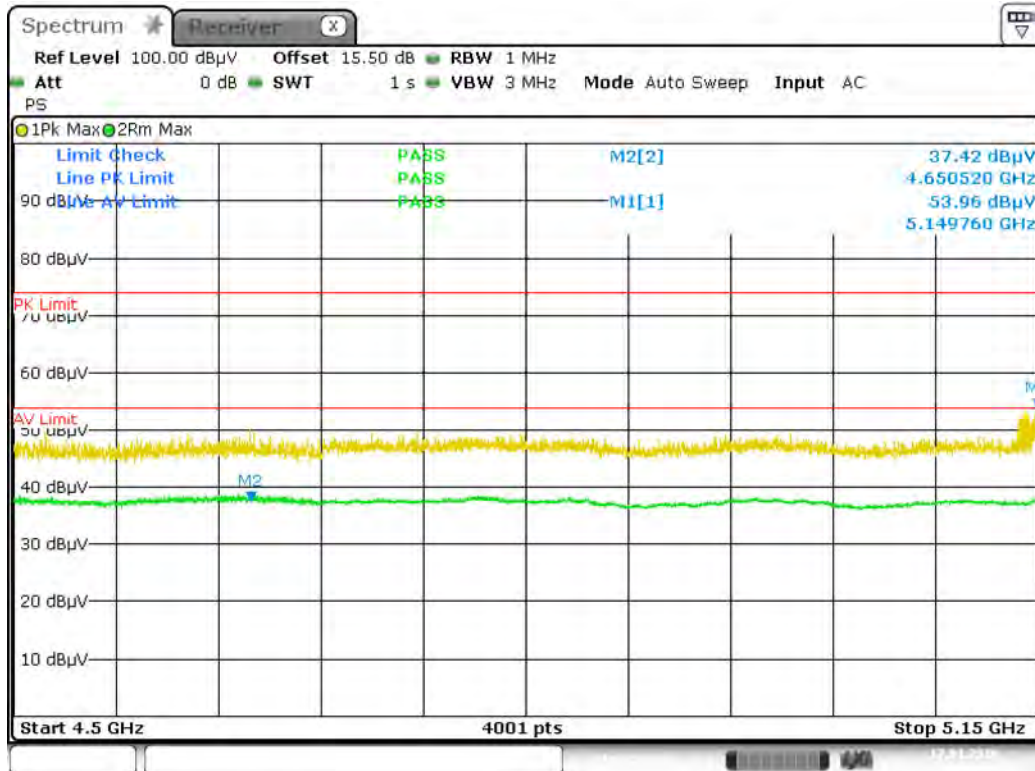
## Band Edge Test Data and Plots

## Band I 11a CH36



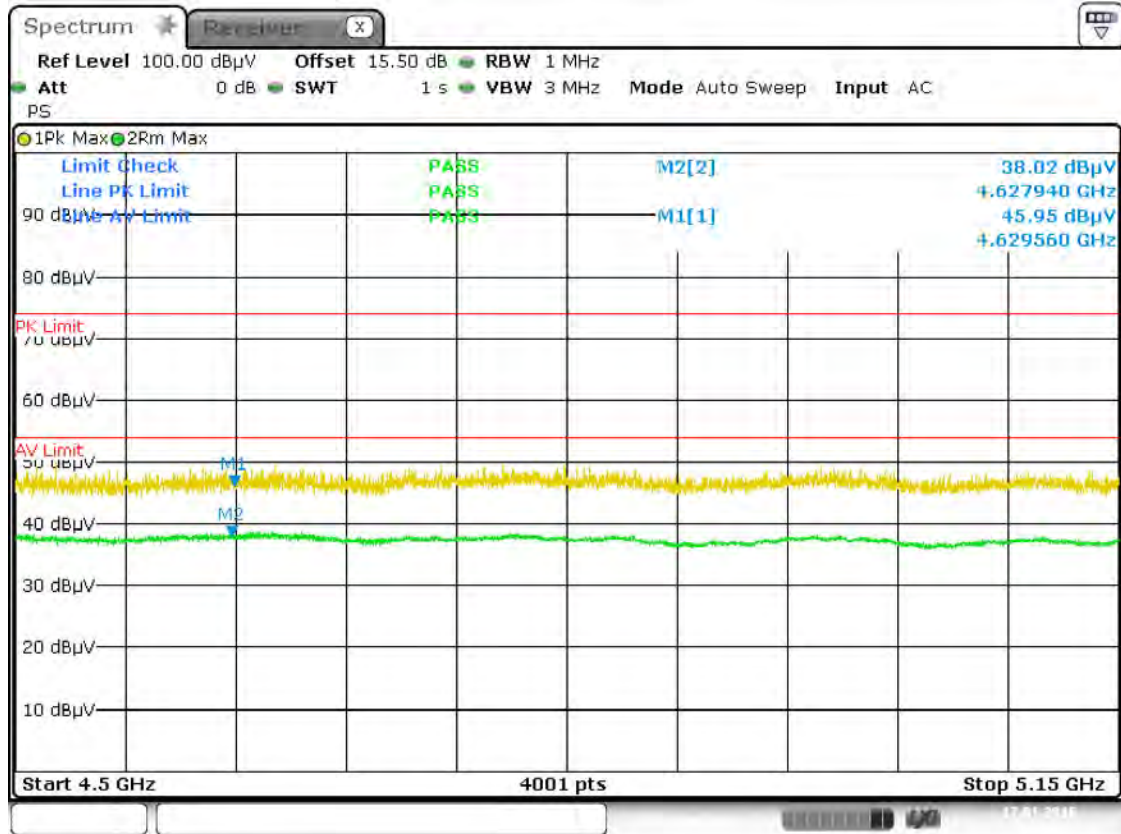
Date: 17.JAN.2016 18:47:48

## Band I 11n(HT20) CH36



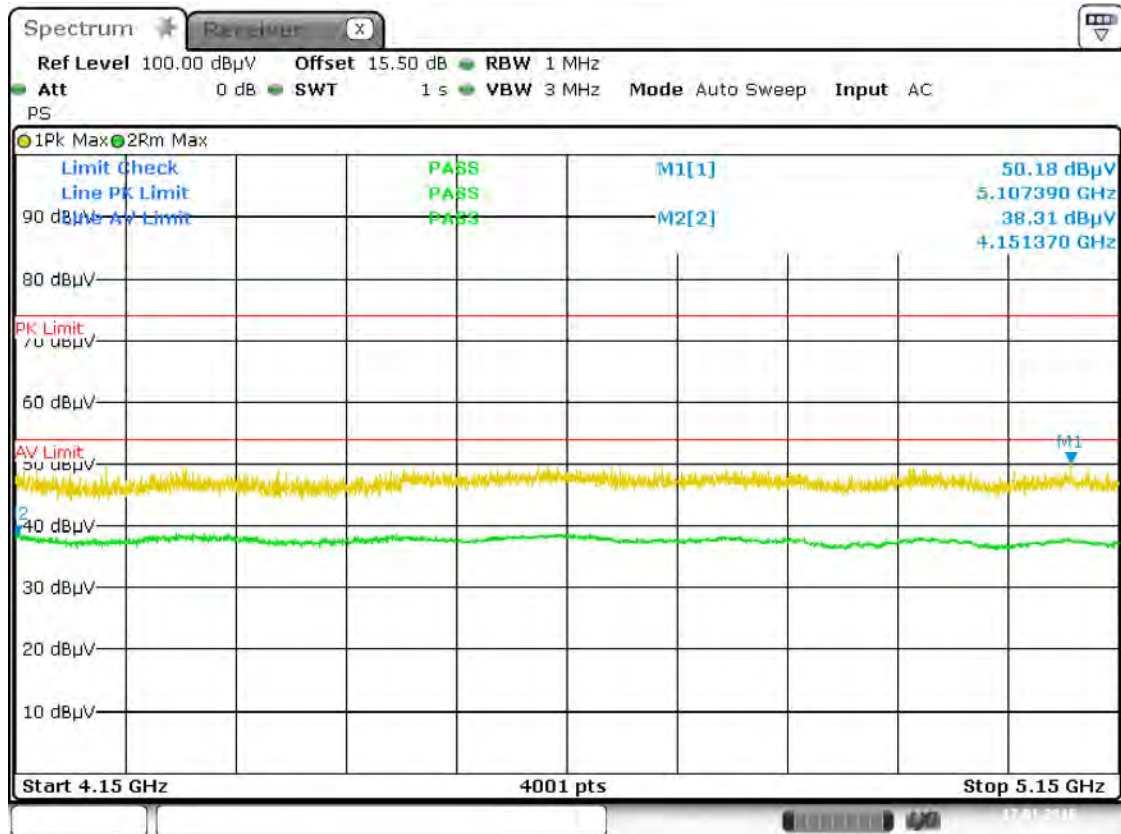
Date: 17.JAN.2016 18:57:08

Band I 11n(HT40) CH38



Date: 17.JAN.2016 18:54:03

Band I 11ac(HT20) CH36



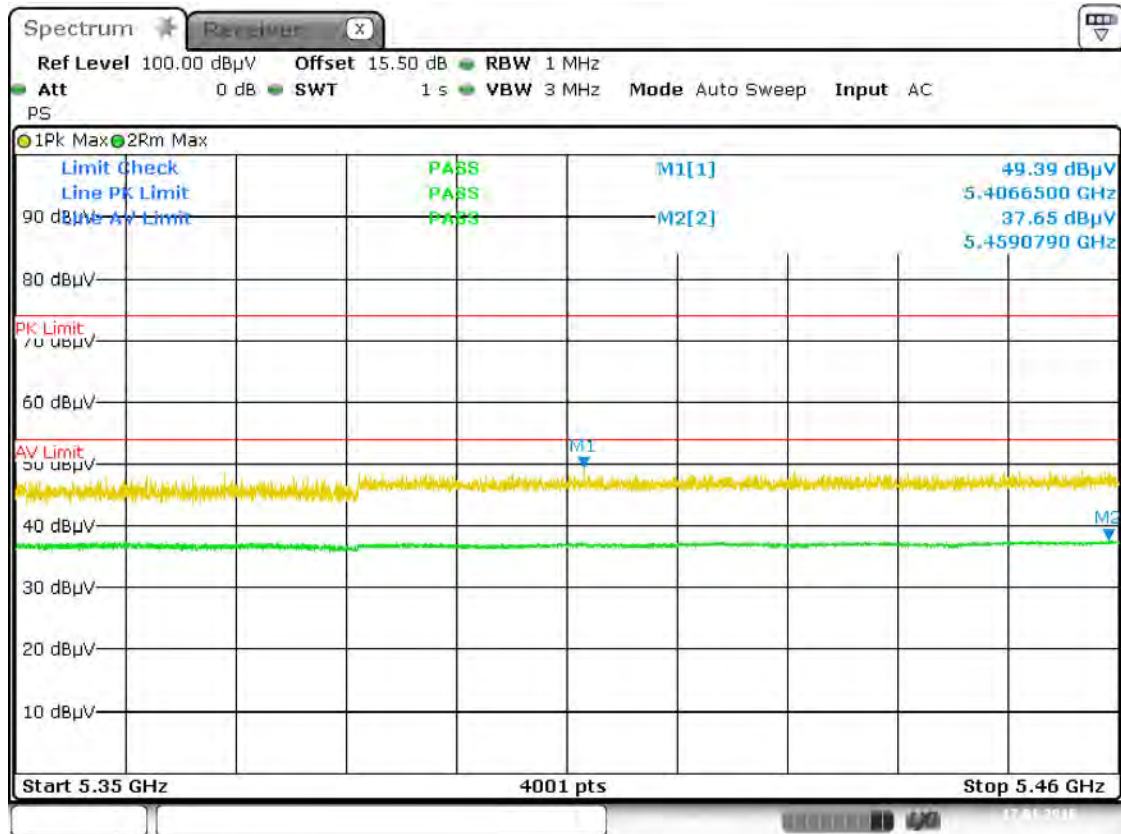
Date: 17.JAN.2016 18:50:51

Band I 11ac(HT40) CH38



Date: 17.JAN.2016 18:54:03

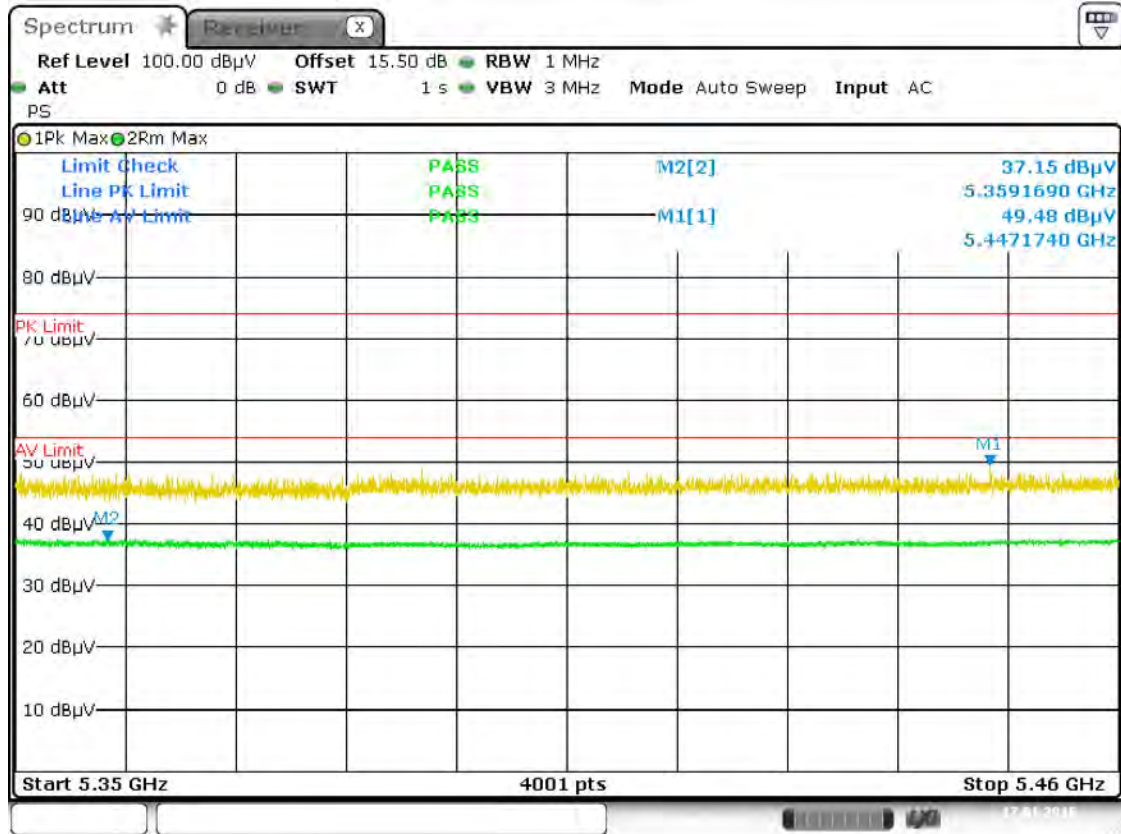
Band II 11a CH64



Date: 17.JAN.2016 18:48:29



Band II 11n(HT20) CH64



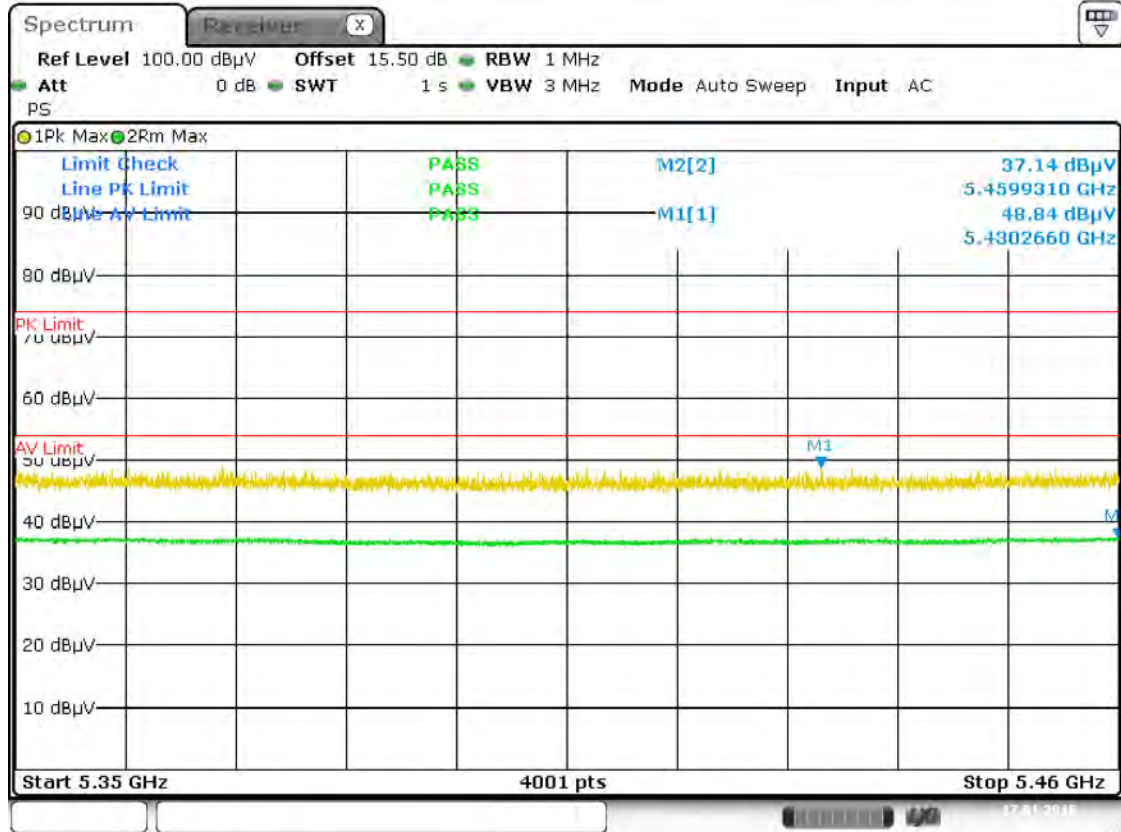
Date: 17.JAN.2016 18:58:06

Band II 11n(HT40) CH62



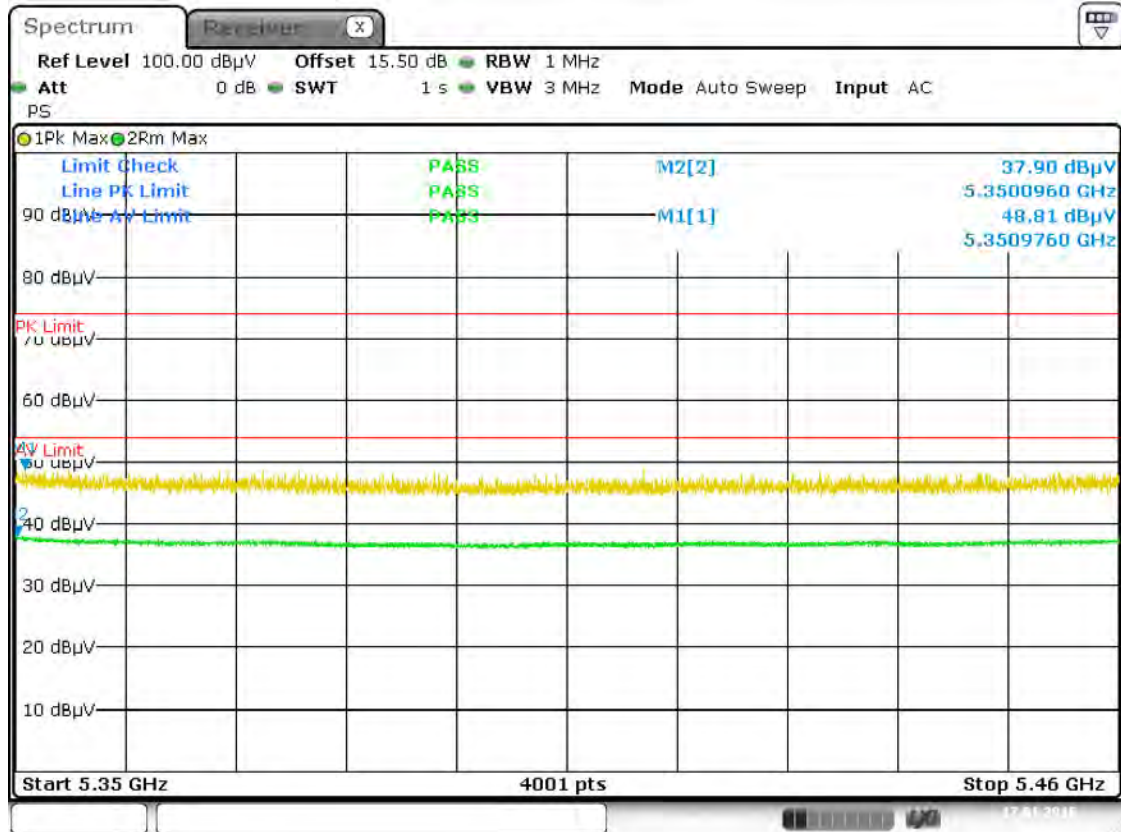
Date: 17.JAN.2016 18:55:08

Band II 11ac(HT20) CH64



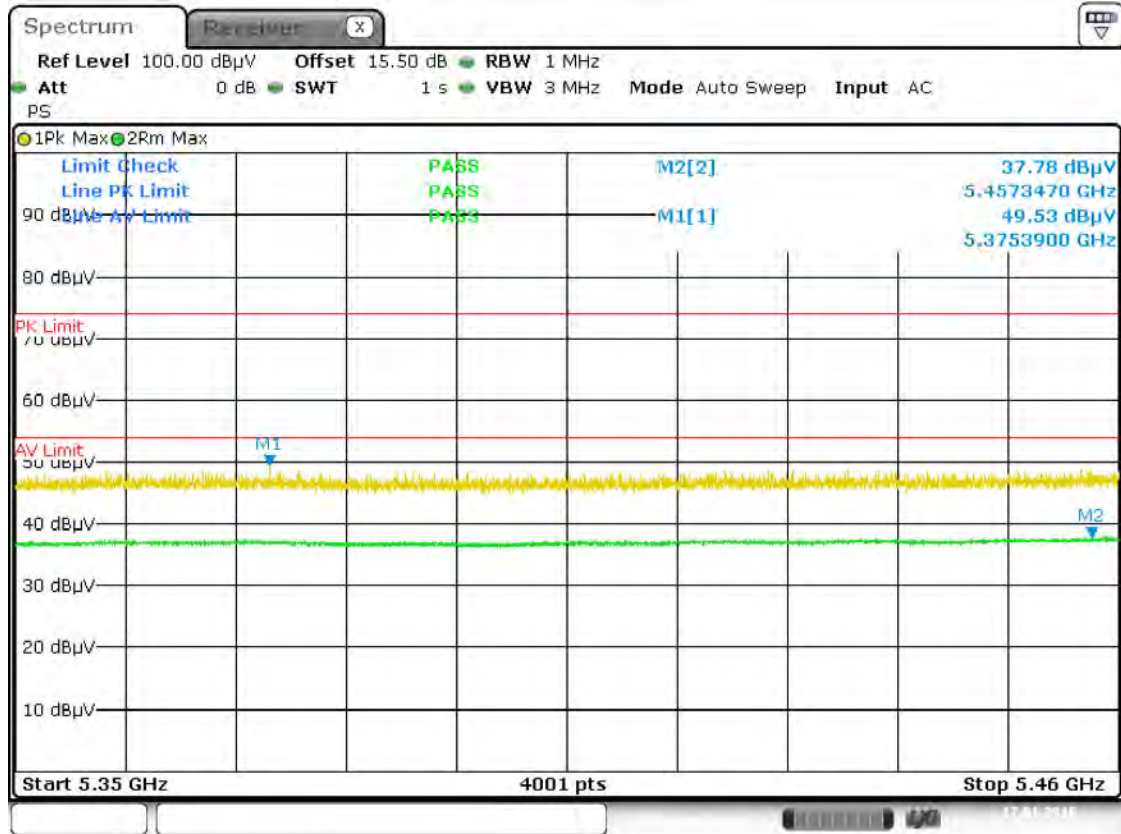
Date: 17.JAN.2016 18:51:54

Band II 11ac(HT40) CH62



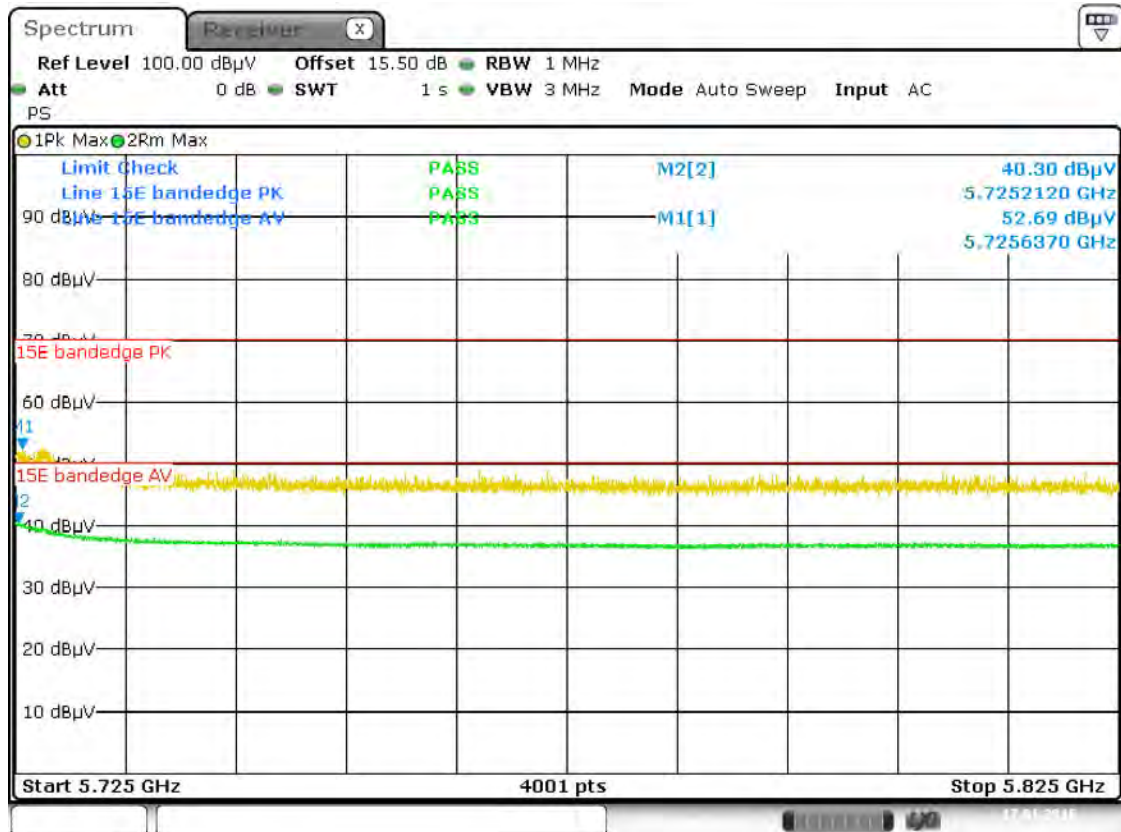
Date: 17.JAN.2016 18:55:08

Band III 11a CH100



Date: 17.JAN.2016 18:49:31

Band III 11a CH140



Date: 17.JAN.2016 19:01:57

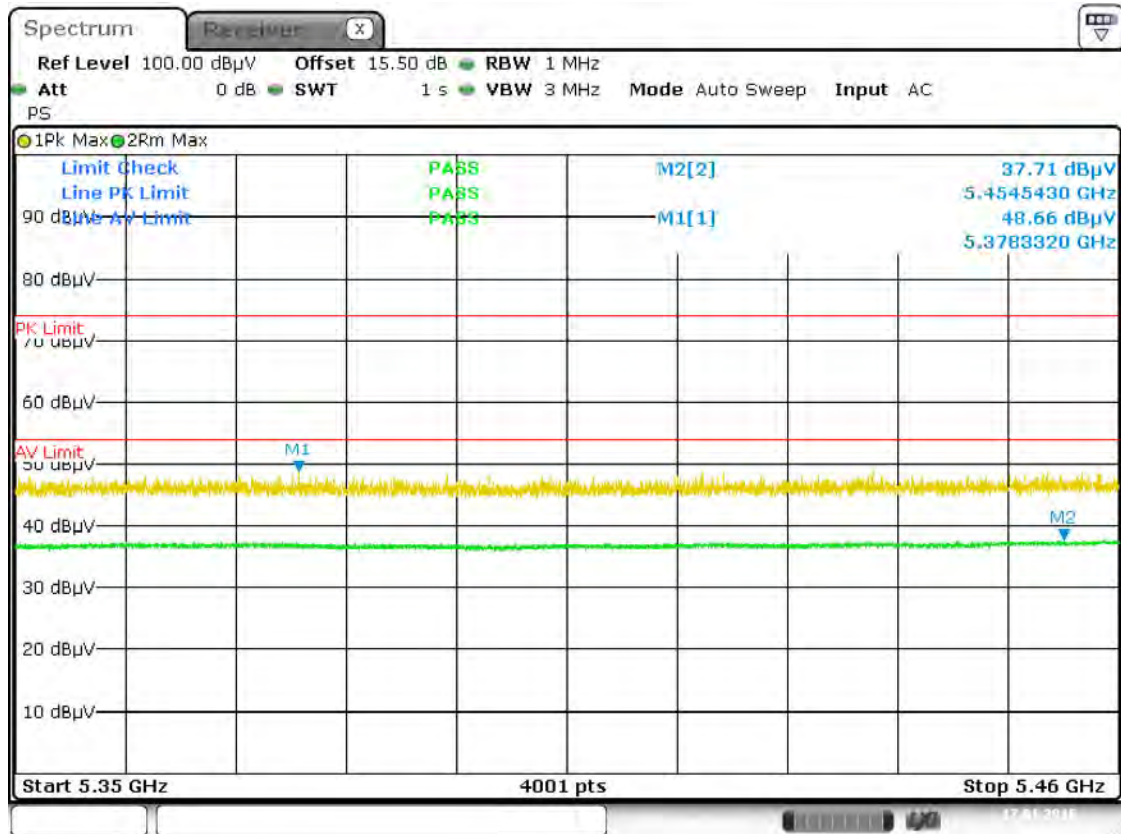


Band III 11n(HT20) CH100



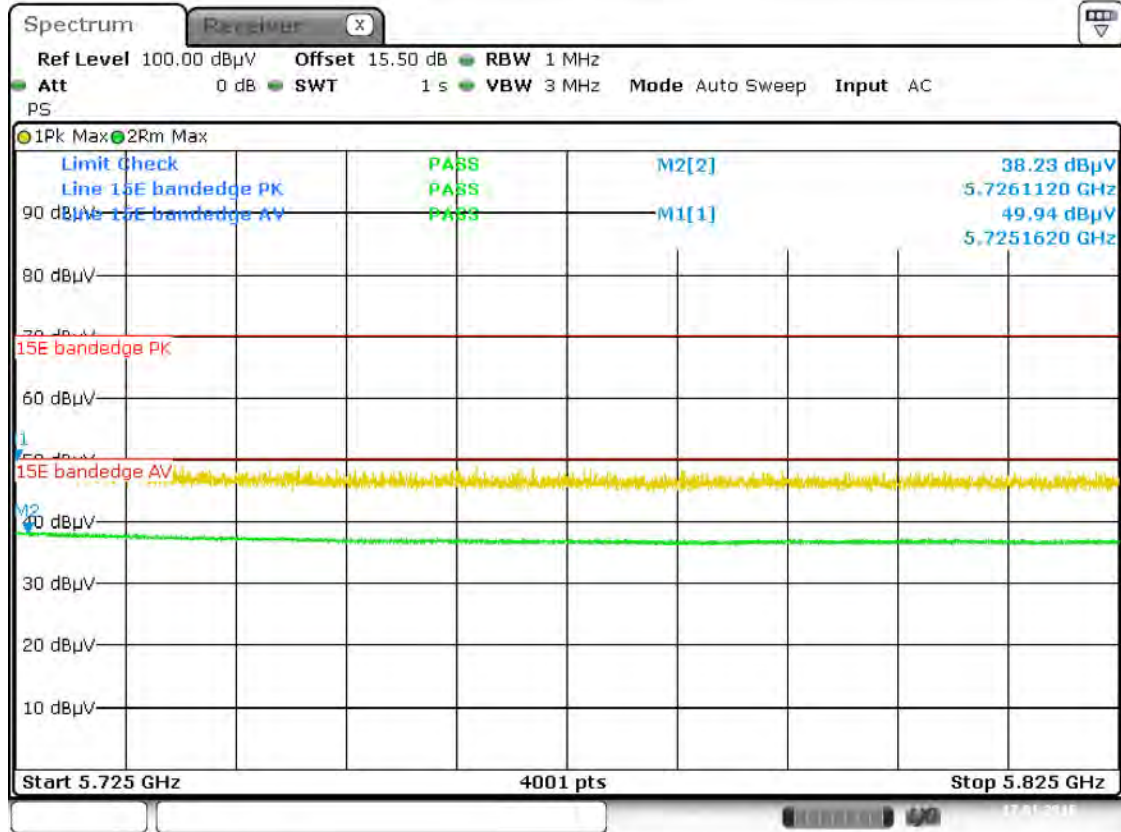
Date: 17.JAN.2016 18:58:28

Band III 11nHT40) CH102



Date: 17.JAN.2016 18:55:42

Band III 11n(HT40) CH134



Date: 17.JAN.2016 19:11:28

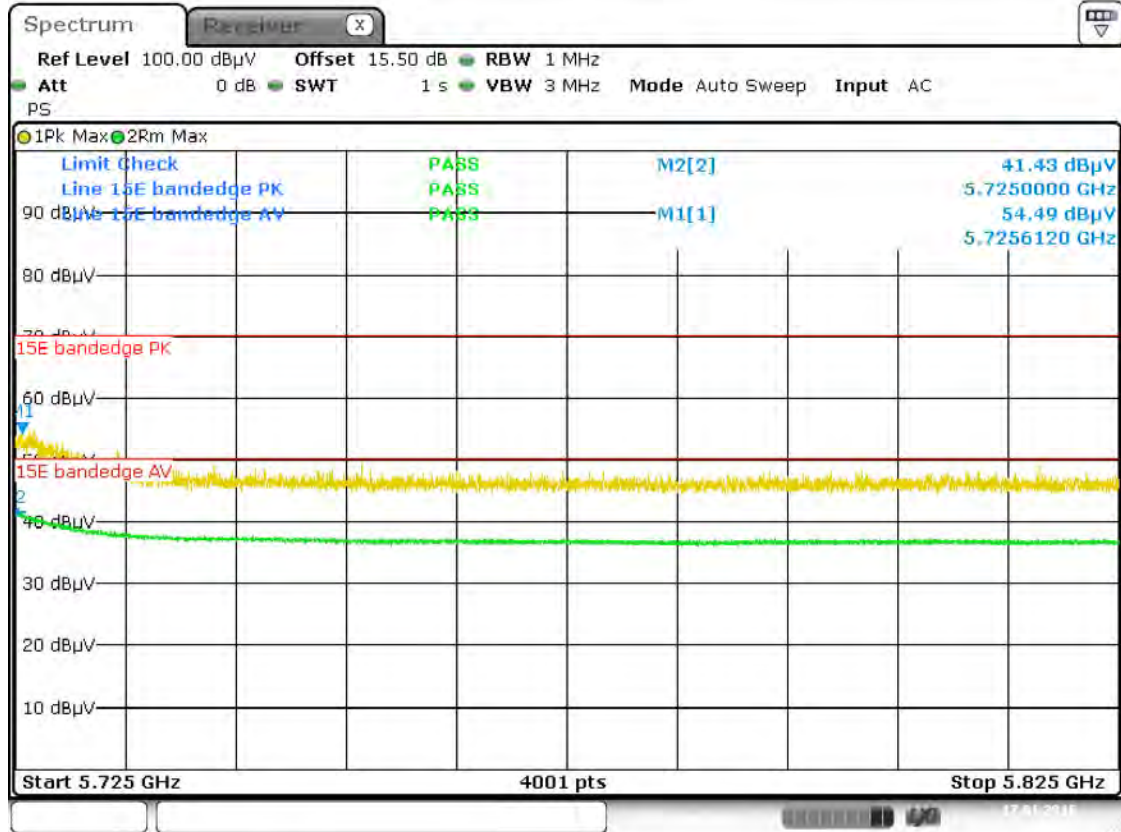
Band III 11ac(HT20) CH100



Date: 17.JAN.2016 18:52:42

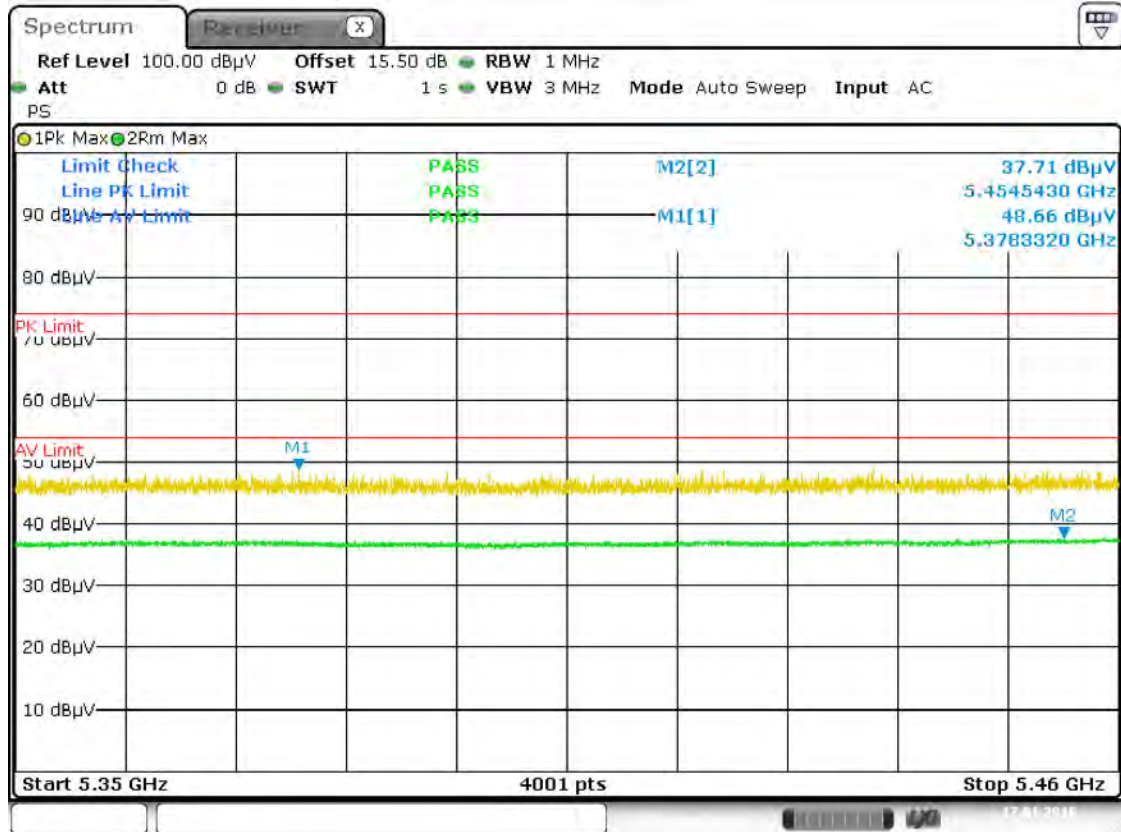


Band III 11ac(HT20) CH140



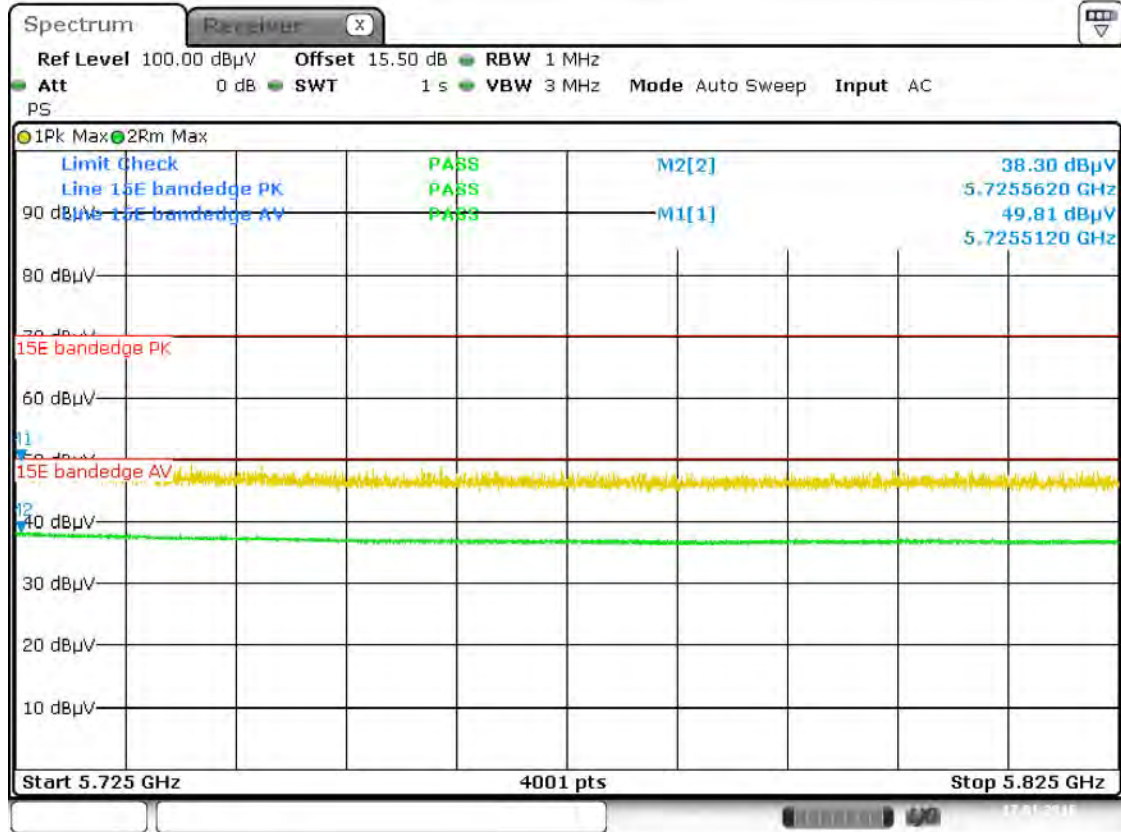
Date: 17.JAN.2016 19:09:50

Band III 11ac(HT40) CH102



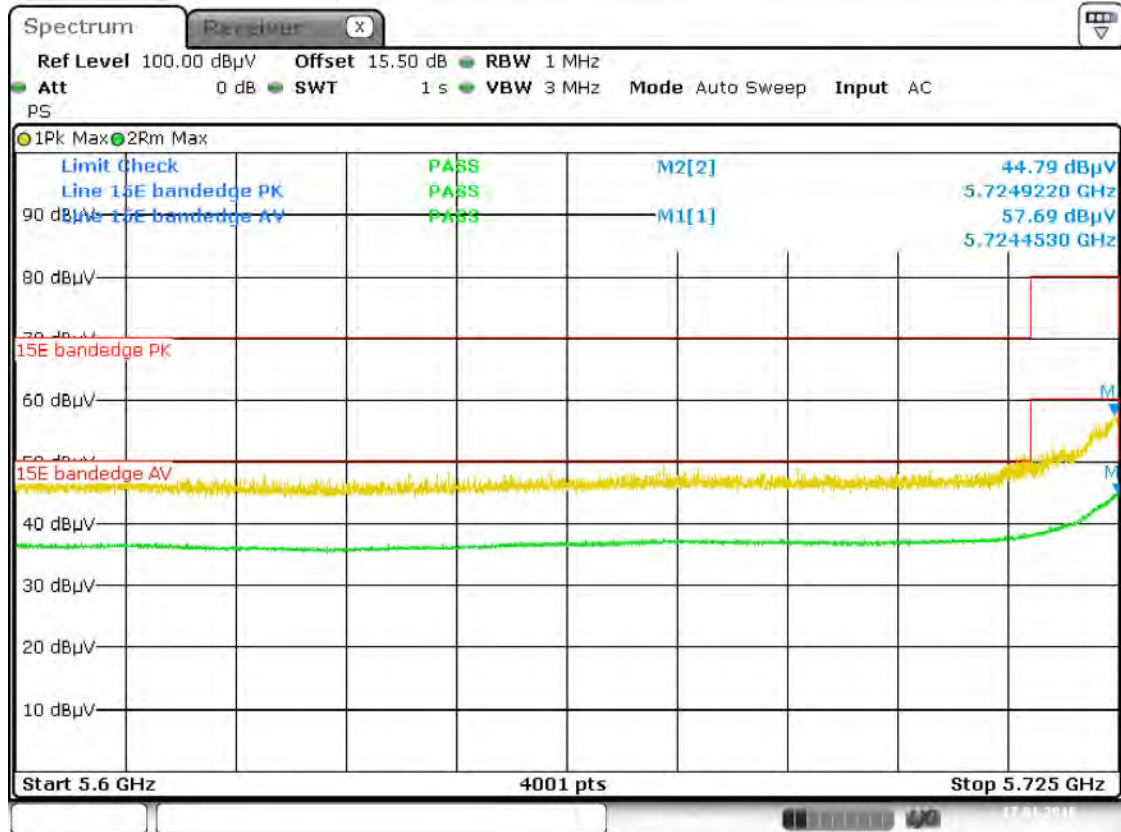
Date: 17.JAN.2016 18:55:42

Band III 11ac(HT40) CH134



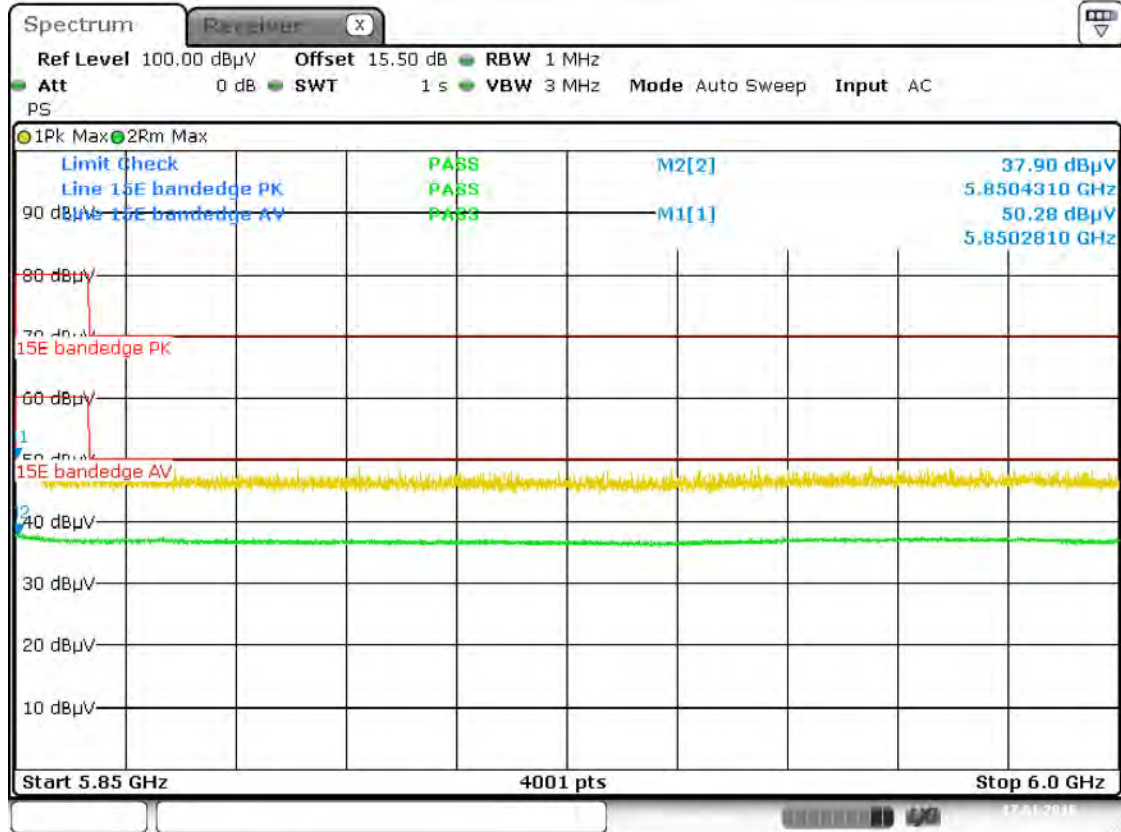
Date: 17.JAN.2016 19:11:06

Band IV 11a CH149



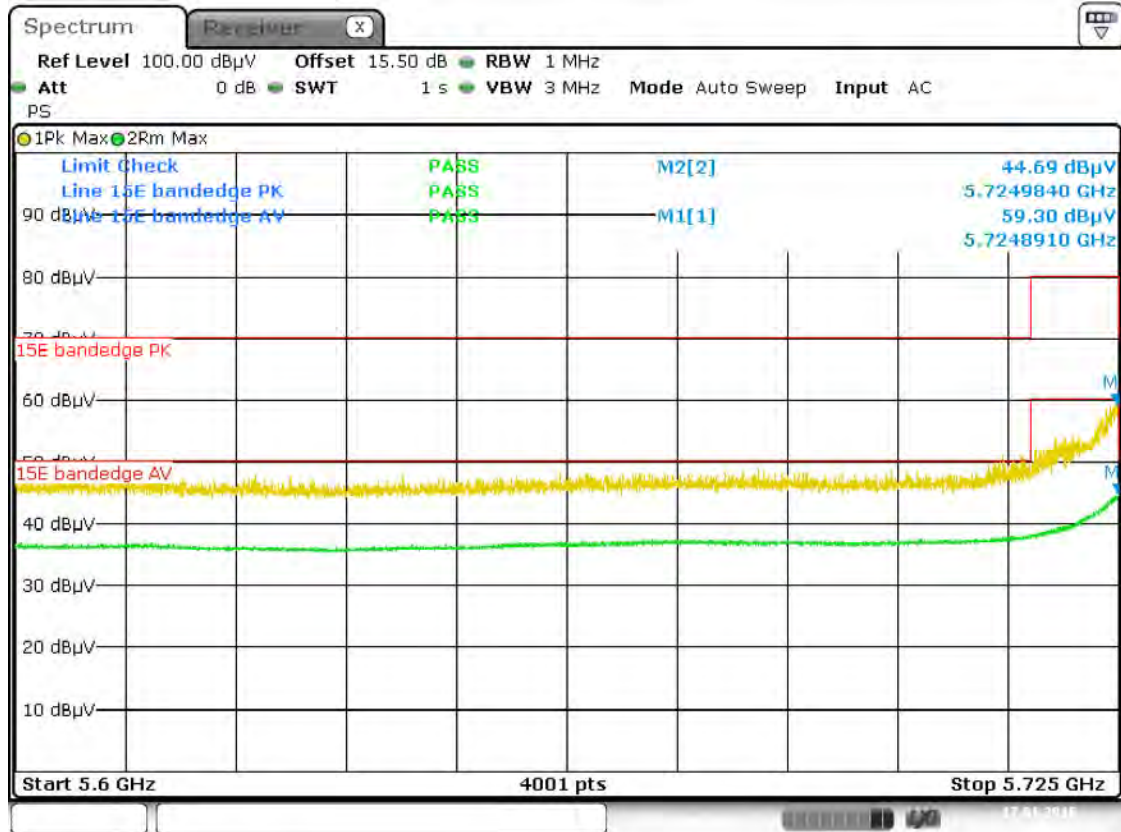
Date: 17.JAN.2016 19:03:07

Band IV 11a CH165



Date: 17.JAN.2016 19:05:27

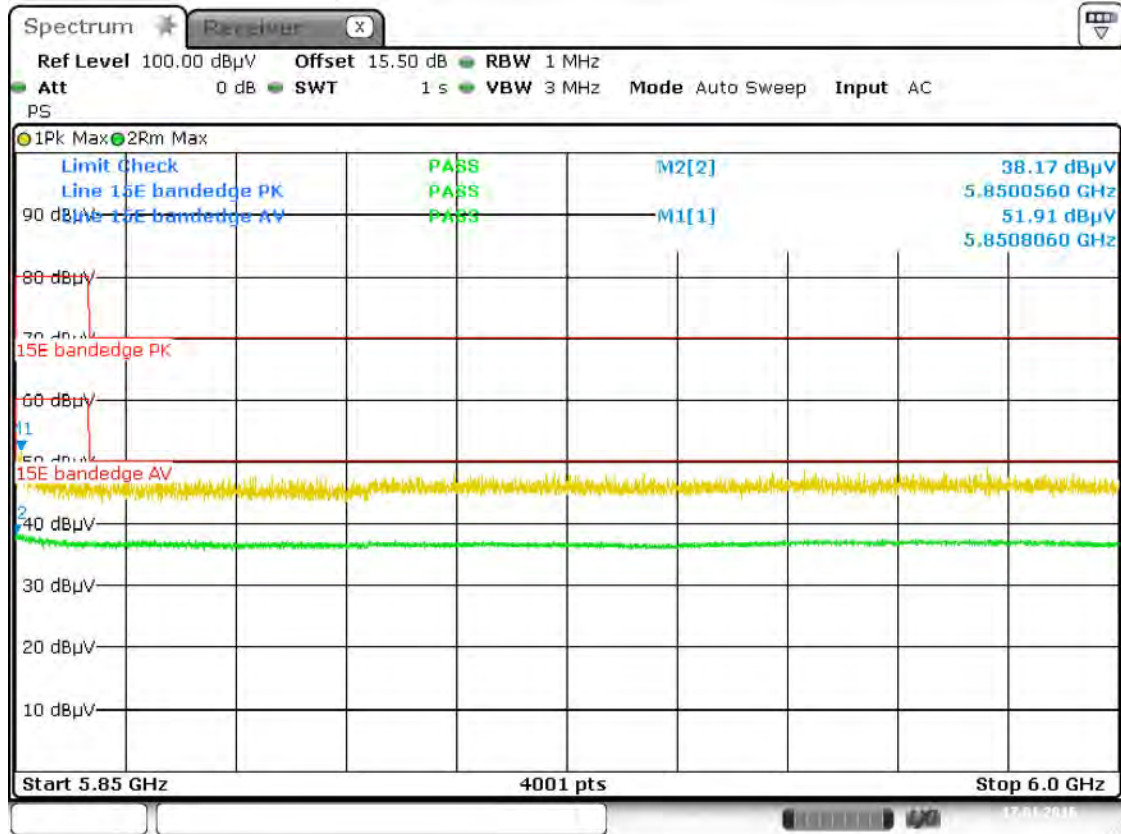
Band IV 11n(HT20) CH149



Date: 17.JAN.2016 19:03:49

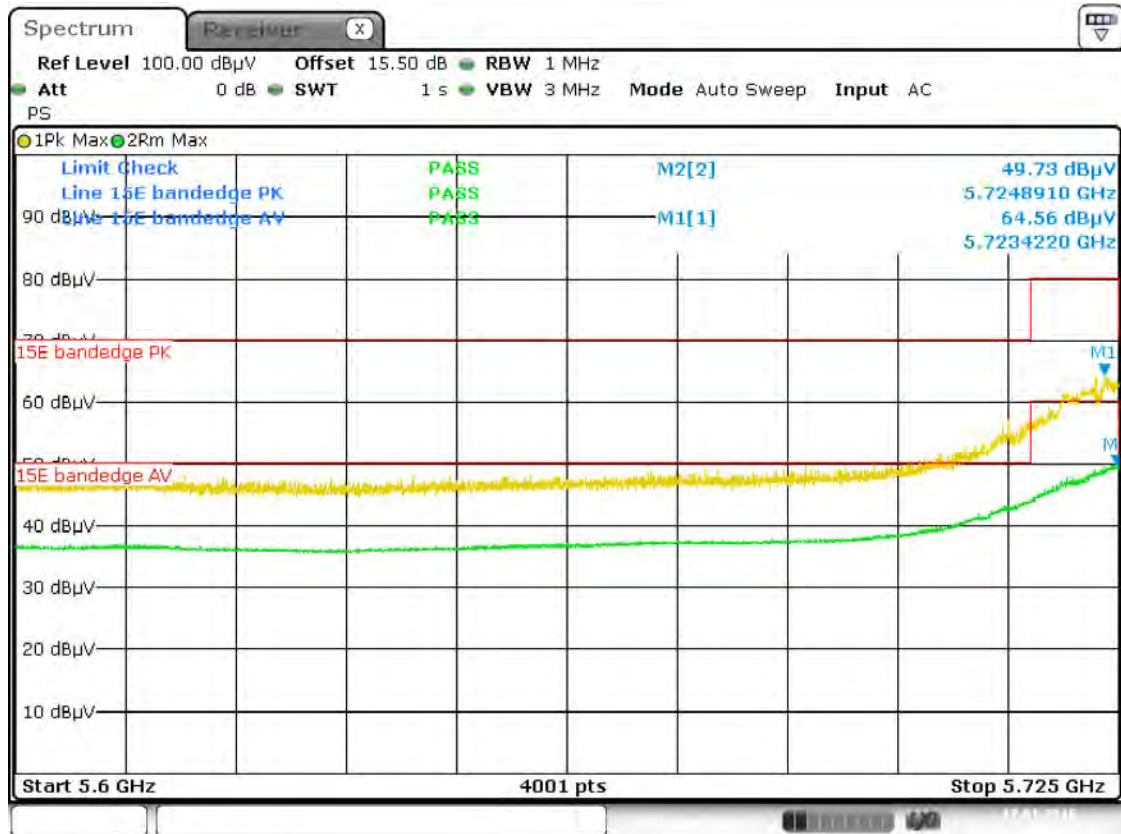


Band IV 11n(HT40) CH165



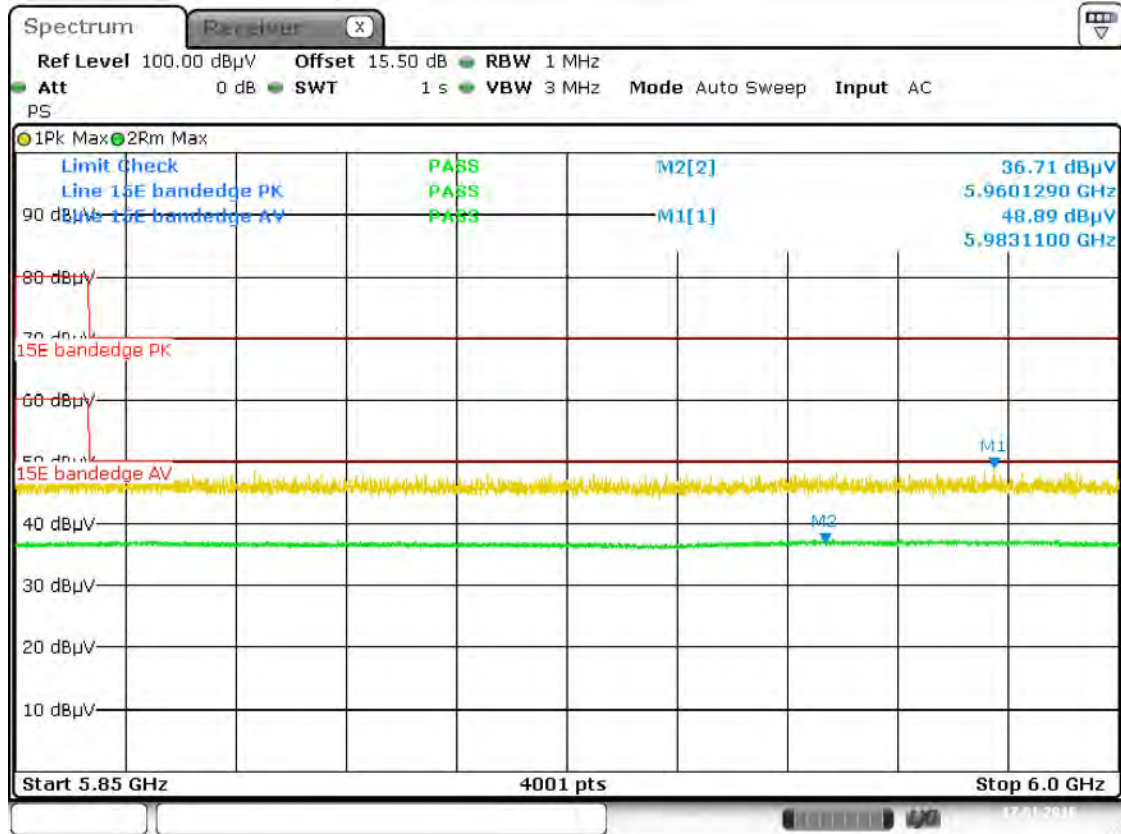
Date: 17.JAN.2016 19:04:46

Band IV 11nHT40) CH151



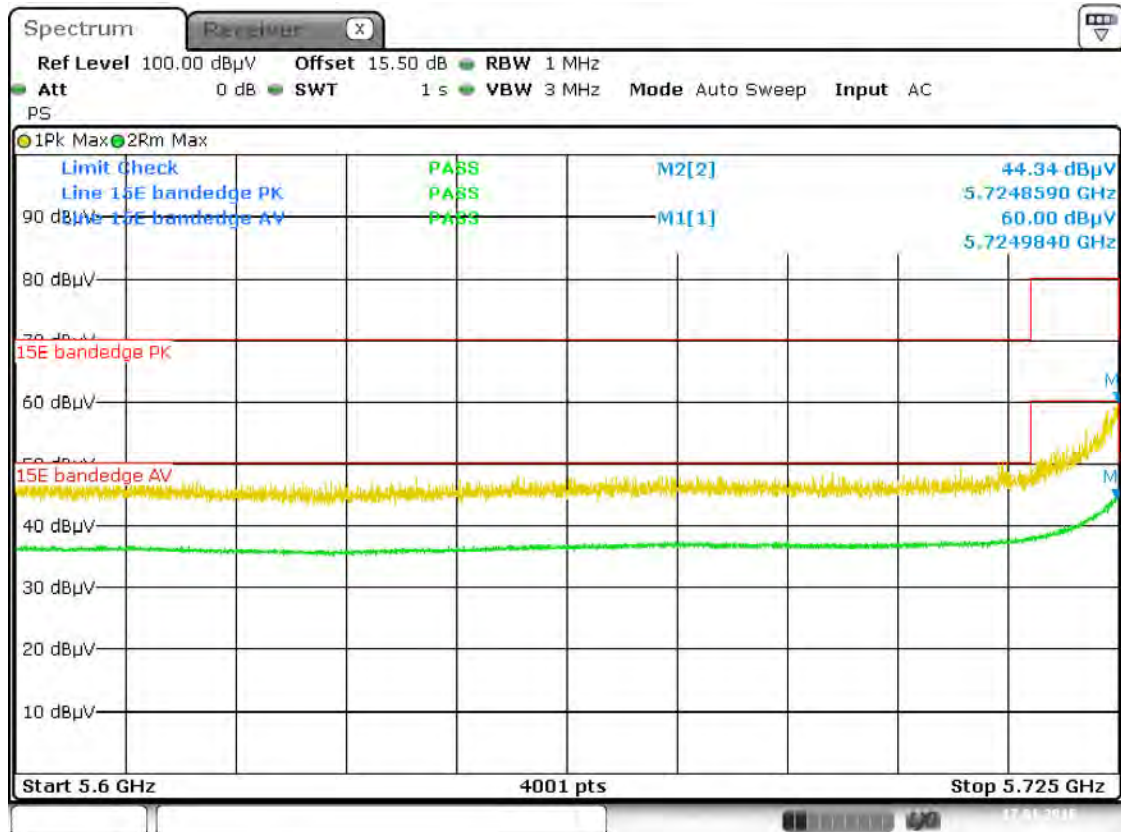
Date: 17.JAN.2016 19:13:37

Band IV 11n(HT40) CH159



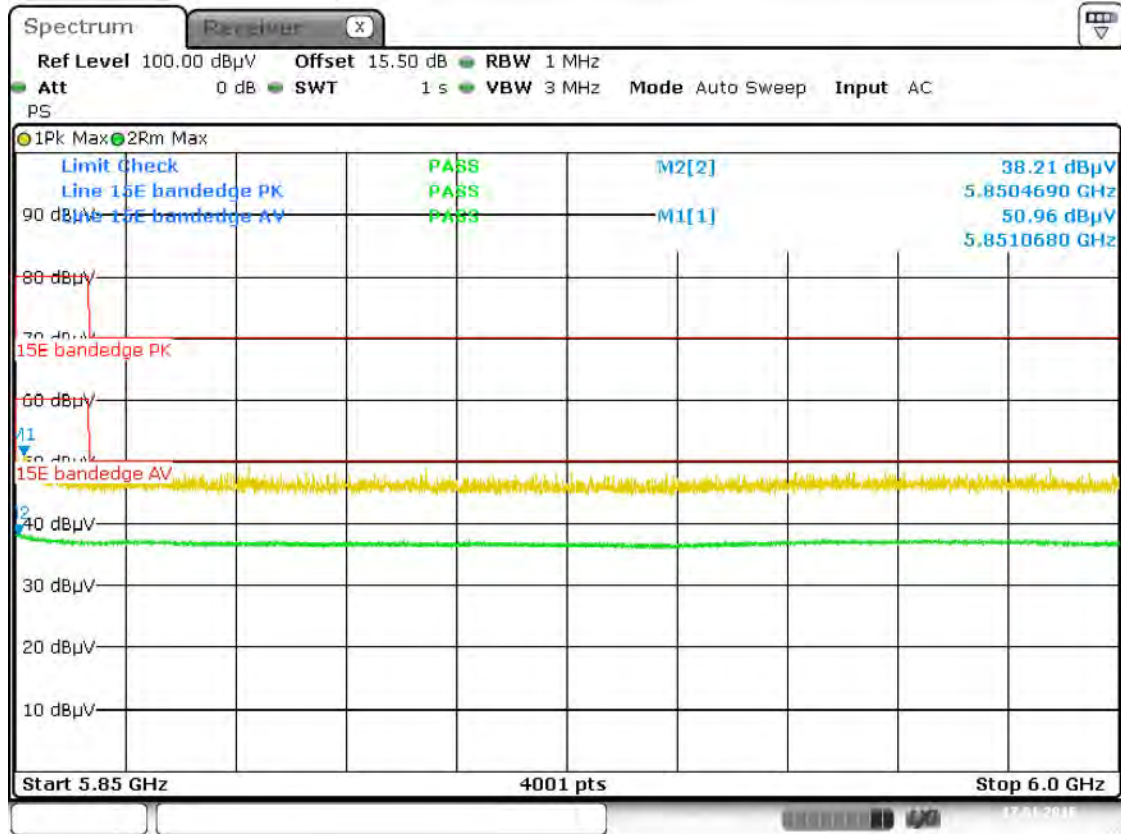
Date: 17.JAN.2016 19:14:30

Band IV 11ac(HT20) CH149



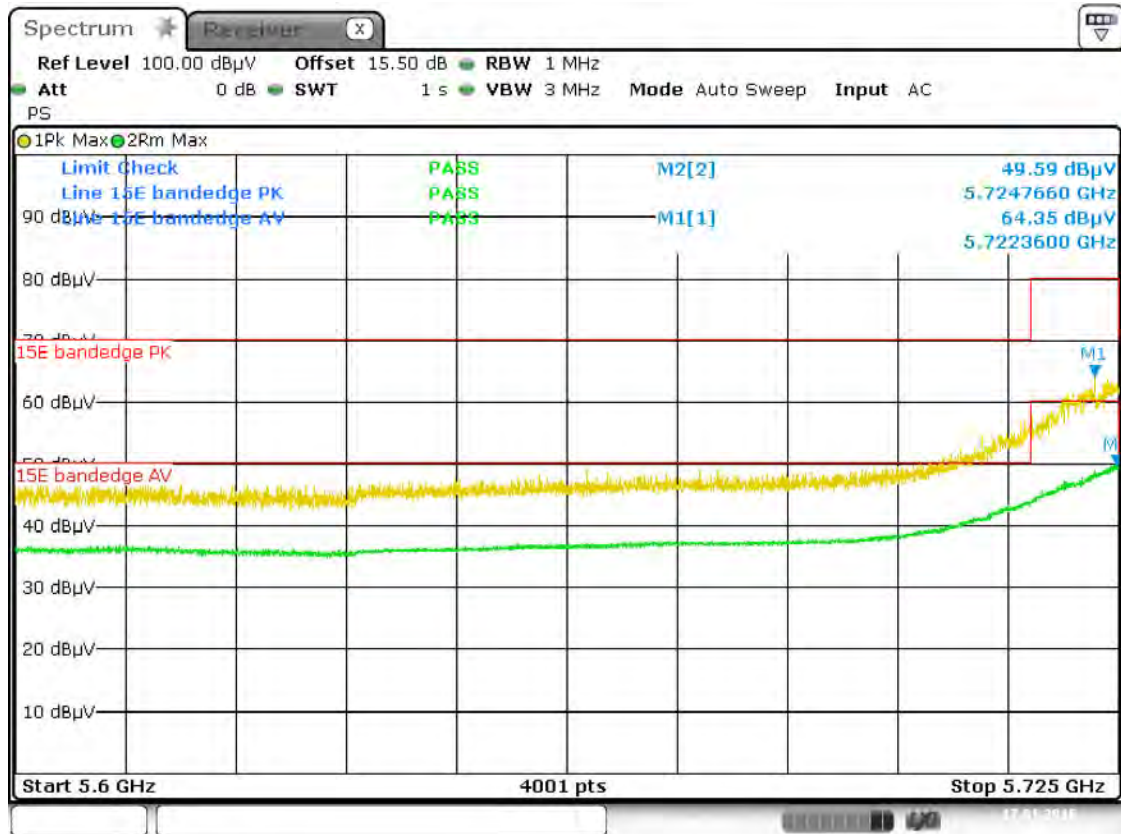
Date: 17.JAN.2016 19:08:35

Band IV 11ac(HT20) CH165



Date: 17.JAN.2016 19:06:53

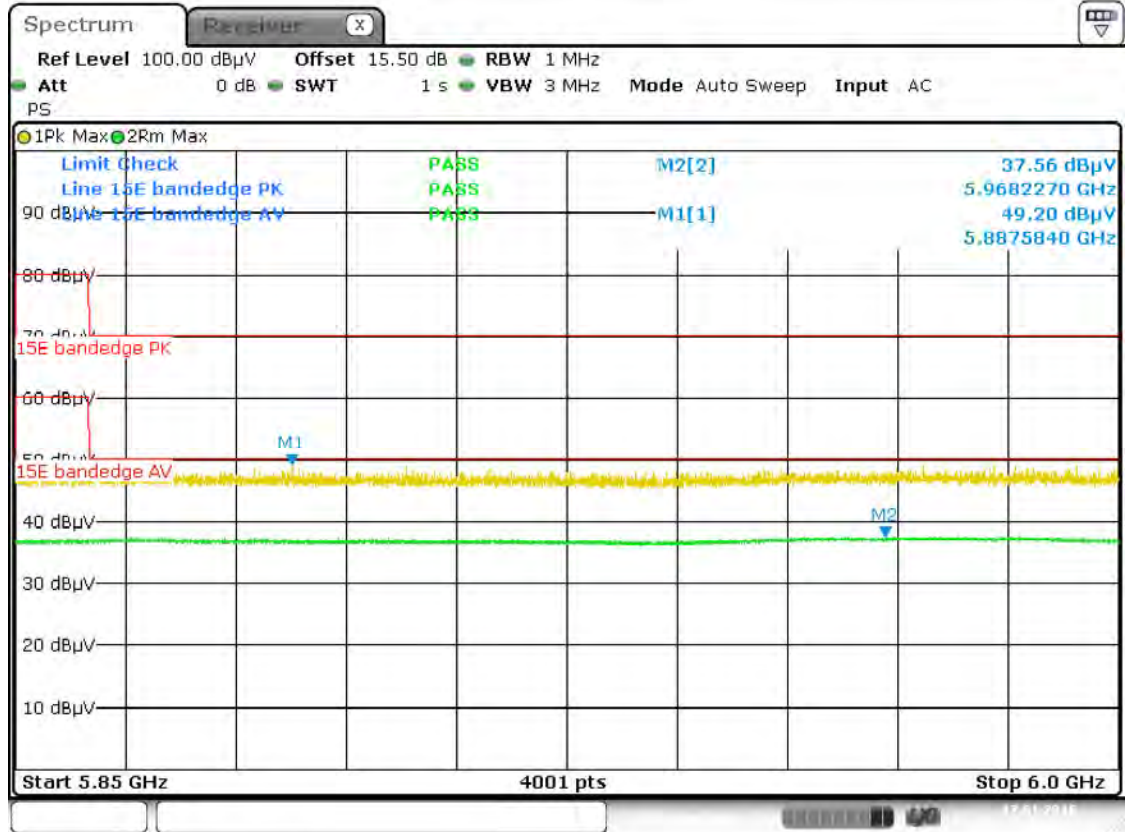
Band IV 11ac(HT40) CH151



Date: 17.JAN.2016 19:13:14



Band IV 11ac(HT40) CH159



Date: 17.JAN.2016 19:14:47

## A.8 Frequency Stability

Measurement Data (the worst channel)

Band I:

Voltage vs. Frequency Stability (11a CH44)

Test Conditions		Test Frequency (MHz)	Measurement Frequency (MHz)	Max. Deviation (ppm)
Temperature (°C)	Voltage (VDC)			
20	3.5	5220	5219.980462	-3.74
	3.8	5220	5220.014483	2.77
	4.2	5220	5220.004738	0.91

Temperature vs. Frequency Stability (11a CH44)

Test Conditions		Test Frequency (MHz)	Measurement Frequency (MHz)	Max. Deviation (ppm)
Voltage (VDC)	Temperature (°C)			
3.8	-20	5220	5219.951702	-9.25
	0	5220	5220.017190	3.29
	10	5220	5220.011289	2.16
	20	5220	5220.010010	1.92
	30	5220	5219.988611	-2.18
	40	5220	5220.037592	7.20
	45	5220	5220.038413	7.36

Voltage vs. Frequency Stability (11n (HT20) CH44)

Test Conditions		Test Frequency (MHz)	Measurement Frequency (MHz)	Max. Deviation (ppm)
Temperature (°C)	Voltage (VDC)			
20	3.5	5220	5219.963586	-6.98
	3.8	5220	5220.048344	9.26
	4.2	5220	5220.048224	9.24

Temperature vs. Frequency Stability (11n(HT20) CH44)

Test Conditions		Test Frequency (MHz)	Measurement Frequency (MHz)	Max. Deviation (ppm)
Voltage (VDC)	Temperature (°C)			
3.8	-20	5220	5219.978103	-4.19
	0	5220	5220.019415	3.72
	10	5220	5220.046175	8.85
	20	5220	5220.031362	6.01
	30	5220	5219.952848	-9.03
	40	5220	5220.020426	3.91
	45	5220	5220.018958	3.63



**Voltage vs. Frequency Stability (11n(HT40) CH38)**

Test Conditions		Test Frequency (MHz)	Measurement Frequency (MHz)	Max. Deviation (ppm)
Temperature (°C)	Voltage (VDC)			
20	3.5	5190	5189.965154	-6.71
	3.8	5190	5190.014940	2.88
	4.2	5190	5190.030191	5.82

**Temperature vs. Frequency Stability (11n(HT40) CH38)**

Test Conditions		Test Frequency (MHz)	Measurement Frequency (MHz)	Max. Deviation (ppm)
Voltage (VDC)	Temperature (°C)			
3.8	-20	5190	5189.957434	-8.20
	0	5190	5190.042350	8.16
	10	5190	5190.020499	3.95
	20	5190	5190.000134	0.03
	30	5190	5189.993017	-1.35
	40	5190	5190.046516	8.96
	45	5190	5190.011751	2.26

**Voltage vs. Frequency Stability (11ac(HT20) CH44)**

Test Conditions		Test Frequency (MHz)	Measurement Frequency (MHz)	Max. Deviation (ppm)
Temperature (°C)	Voltage (VDC)			
20	3.5	5220	5219.958573	-7.94
	3.8	5220	5220.012620	2.42
	4.2	5220	5220.020785	3.98

**Temperature vs. Frequency Stability (11ac(HT20) CH44)**

Test Conditions		Test Frequency (MHz)	Measurement Frequency (MHz)	Max. Deviation (ppm)
Voltage (VDC)	Temperature (°C)			
3.8	-20	5220	5219.960750	-7.52
	0	5220	5220.025730	4.93
	10	5220	5220.014572	2.79
	20	5220	5220.042894	8.22
	30	5220	5219.950078	-9.56
	40	5220	5220.017555	3.36
	45	5220	5220.004297	0.82

**Voltage vs. Frequency Stability (11n(HT40) CH38)**

Test Conditions		Test Frequency (MHz)	Measurement Frequency (MHz)	Max. Deviation (ppm)
Temperature (°C)	Voltage (VDC)			
20	3.5	5190	5189.983780	-3.13
	3.8	5190	5190.005748	1.11
	4.2	5190	5190.010912	2.10

**Temperature vs. Frequency Stability (11n(HT40) CH38)**

Test Conditions		Test Frequency (MHz)	Measurement Frequency (MHz)	Max. Deviation (ppm)
Voltage (VDC)	Temperature (°C)			
3.8	-20	5190	5189.973837	-5.04
	0	5190	5190.018767	3.62
	10	5190	5190.005321	1.03
	20	5190	5190.036583	7.05
	30	5190	5189.976312	-4.56
	40	5190	5190.004080	0.79
	45	5190	5190.017129	3.30

**Band II:**
**Voltage vs. Frequency Stability (11a CH60)**

Test Conditions		Test Frequency (MHz)	Measurement Frequency (MHz)	Max. Deviation (ppm)
Temperature (°C)	Voltage (VDC)			
20	3.5	5280	5279.952564	-8.98
	3.8	5280	5280.021822	4.13
	4.2	5280	5280.008367	1.58

**Temperature vs. Frequency Stability (11a CH60)**

Test Conditions		Test Frequency (MHz)	Measurement Frequency (MHz)	Max. Deviation (ppm)
Voltage (VDC)	Temperature (°C)			
3.8	-20	5280	5279.961279	-7.33
	0	5280	5280.003069	0.58
	10	5280	5280.019996	3.79
	20	5280	5280.020299	3.84
	30	5280	5279.980609	-3.67
	40	5280	5280.049589	9.39
	45	5280	5280.025844	4.89

Voltage vs. Frequency Stability (11n(HT20) CH60)

Test Conditions		Test Frequency (MHz)	Measurement Frequency (MHz)	Max. Deviation (ppm)
Temperature (°C)	Voltage (VDC)			
20	3.5	5280	5280.023369	4.43
	3.8	5280	5280.037394	7.08
	4.2	5280	5280.046123	8.74

Temperature vs. Frequency Stability (11n(HT20) CH60)

Test Conditions		Test Frequency (MHz)	Measurement Frequency (MHz)	Max. Deviation (ppm)
Voltage (VDC)	Temperature (°C)			
3.8	-20	5280	5280.019720	3.73
	0	5280	5280.002300	0.44
	10	5280	5280.044807	8.49
	20	5280	5280.043436	8.23
	30	5280	5279.989996	-1.89
	40	5280	5280.047968	9.08
	45	5280	5280.032760	6.20

Voltage vs. Frequency Stability (11n(HT40) CH54)

Test Conditions		Test Frequency (MHz)	Measurement Frequency (MHz)	Max. Deviation (ppm)
Temperature (°C)	Voltage (VDC)			
20	3.5	5270	5270.046276	8.78
	3.8	5270	5270.039443	7.48
	4.2	5270	5270.008845	1.68

Temperature vs. Frequency Stability (11n(HT40) CH54)

Test Conditions		Test Frequency (MHz)	Measurement Frequency (MHz)	Max. Deviation (ppm)
Voltage (VDC)	Temperature (°C)			
3.8	-20	5270	5270.016063	3.05
	0	5270	5270.025245	4.79
	10	5270	5270.013679	2.60
	20	5270	5270.042505	8.07
	30	5270	5269.980040	-3.79
	40	5270	5269.959837	-7.62
	45	5270	5270.025518	4.84

Voltage vs. Frequency Stability (11ac(HT20) CH60)

Test Conditions		Test Frequency (MHz)	Measurement Frequency (MHz)	Max. Deviation (ppm)
Temperature (°C)	Voltage (VDC)			
20	3.5	5280	5280.035979	6.81
	3.8	5280	5280.023528	4.46
	4.2	5280	5280.028685	5.43

Temperature vs. Frequency Stability (11ac(HT20) CH60)

Test Conditions		Test Frequency (MHz)	Measurement Frequency (MHz)	Max. Deviation (ppm)
Voltage (VDC)	Temperature (°C)			
3.8	-20	5280	5280.008424	1.60
	0	5280	5280.015438	2.92
	10	5280	5280.031348	5.94
	20	5280	5280.036322	6.88
	30	5280	5279.993450	-1.24
	40	5280	5279.990438	-1.81
	45	5280	5280.047820	9.06

Voltage vs. Frequency Stability (11ac(HT40) CH54)

Test Conditions		Test Frequency (MHz)	Measurement Frequency (MHz)	Max. Deviation (ppm)
Temperature (°C)	Voltage (VDC)			
20	3.5	5270	5270.011425	2.17
	3.8	5270	5270.010713	2.03
	4.2	5270	5269.966668	-6.32

Temperature vs. Frequency Stability (11ac(HT40) CH54)

Test Conditions		Test Frequency (MHz)	Measurement Frequency (MHz)	Max. Deviation (ppm)
Voltage (VDC)	Temperature (°C)			
3.8	-20	5270	5270.009319	1.77
	0	5270	5270.027737	5.26
	10	5270	5269.989198	-2.05
	20	5270	5270.020646	3.92
	30	5270	5269.989144	-2.06
	40	5270	5269.970545	-5.59
	45	5270	5270.018399	3.49

**Band III:**
**Voltage vs. Frequency Stability (11a CH116)**

Test Conditions		Test Frequency (MHz)	Measurement Frequency (MHz)	Max. Deviation (ppm)
Temperature (°C)	Voltage (VDC)			
20	3.5	5580	5580.018798	3.37
	3.8	5580	5580.013708	2.46
	4.2	5580	5579.976045	-4.29

**Temperature vs. Frequency Stability (11a CH116)**

Test Conditions		Test Frequency (MHz)	Measurement Frequency (MHz)	Max. Deviation (ppm)
Voltage (VDC)	Temperature (°C)			
3.8	-20	5580	5580.029468	5.28
	0	5580	5580.027957	5.01
	10	5580	5580.026974	4.83
	20	5580	5580.020376	3.65
	30	5580	5580.039726	7.12
	40	5580	5580.048949	8.77
	45	5580	5580.006577	1.18

**Voltage vs. Frequency Stability (11n(HT20) CH116)**

Test Conditions		Test Frequency (MHz)	Measurement Frequency (MHz)	Max. Deviation (ppm)
Temperature (°C)	Voltage (VDC)			
20	3.5	5580	5580.031713	5.68
	3.8	5580	5580.006036	1.08
	4.2	5580	5580.020224	3.62

**Temperature vs. Frequency Stability (11n(HT20) CH116)**

Test Conditions		Test Frequency (MHz)	Measurement Frequency (MHz)	Max. Deviation (ppm)
Voltage (VDC)	Temperature (°C)			
3.8	-20	5580	5580.036897	6.61
	0	5580	5580.011993	2.15
	10	5580	5580.026474	4.74
	20	5580	5580.030152	5.40
	30	5580	5580.048647	8.72
	40	5580	5580.013191	2.36
	45	5580	5580.030398	5.45

Voltage vs. Frequency Stability (11n(HT40) CH102)

Test Conditions		Test Frequency (MHz)	Measurement Frequency (MHz)	Max. Deviation (ppm)
Temperature (°C)	Voltage (VDC)			
20	3.5	5510	5510.028223	5.12
	3.8	5510	5510.014565	2.64
	4.2	5510	5510.041248	7.49

Temperature vs. Frequency Stability (11n(HT40) CH102)

Test Conditions		Test Frequency (MHz)	Measurement Frequency (MHz)	Max. Deviation (ppm)
Voltage (VDC)	Temperature (°C)			
3.8	-20	5510	5510.025348	4.60
	0	5510	5510.026394	4.79
	10	5510	5510.024367	4.42
	20	5510	5510.011874	2.15
	30	5510	5510.021089	3.83
	40	5510	5510.016310	2.96
	45	5510	5510.016927	3.07

Voltage vs. Frequency Stability (11ac(HT20) CH116)

Test Conditions		Test Frequency (MHz)	Measurement Frequency (MHz)	Max. Deviation (ppm)
Temperature (°C)	Voltage (VDC)			
20	3.5	5580	5580.006708	1.20
	3.8	5580	5580.019519	3.50
	4.2	5580	5580.029896	5.36

Temperature vs. Frequency Stability (11ac(HT20) CH116)

Test Conditions		Test Frequency (MHz)	Measurement Frequency (MHz)	Max. Deviation (ppm)
Voltage (VDC)	Temperature (°C)			
3.8	-20	5580	5580.002570	0.46
	0	5580	5580.043119	7.73
	10	5580	5580.011342	2.03
	20	5580	5580.025910	4.64
	30	5580	5580.028640	5.13
	40	5580	5580.000283	0.05
	45	5580	5580.035696	6.40

**Voltage vs. Frequency Stability (11ac(HT40) CH102)**

Test Conditions		Test Frequency (MHz)	Measurement Frequency (MHz)	Max. Deviation (ppm)
Temperature (°C)	Voltage (VDC)			
20	3.5	5510	5510.005918	1.07
	3.8	5510	5510.025024	4.54
	4.2	5510	5510.029177	5.30

**Temperature vs. Frequency Stability (11ac(HT40) CH102)**

Test Conditions		Test Frequency (MHz)	Measurement Frequency (MHz)	Max. Deviation (ppm)
Voltage (VDC)	Temperature (°C)			
3.8	-20	5510	5510.024539	4.45
	0	5510	5510.046304	8.40
	10	5510	5510.033247	6.03
	20	5510	5510.033858	6.14
	30	5510	5510.008077	1.47
	40	5510	5510.028451	5.16
	45	5510	5510.042106	7.64

**Band IV:**
**Voltage vs. Frequency Stability (11a CH157)**

Test Conditions		Test Frequency (MHz)	Measurement Frequency (MHz)	Max. Deviation (ppm)
Temperature (°C)	Voltage (VDC)			
20	3.5	5785	5785.033957	5.87
	3.8	5785	5785.033662	5.82
	4.2	5785	5785.037100	6.41

**Temperature vs. Frequency Stability (11a CH157)**

Test Conditions		Test Frequency (MHz)	Measurement Frequency (MHz)	Max. Deviation (ppm)
Voltage (VDC)	Temperature (°C)			
3.8	-20	5785	5785.028243	4.88
	0	5785	5785.019892	3.44
	10	5785	5785.006742	1.17
	20	5785	5785.042196	7.29
	30	5785	5785.008903	1.54
	40	5785	5785.044764	7.74
	45	5785	5785.009523	1.65

Voltage vs. Frequency Stability (11n(HT20) CH157)

Test Conditions		Test Frequency (MHz)	Measurement Frequency (MHz)	Max. Deviation (ppm)
Temperature (°C)	Voltage (VDC)			
20	3.5	5785	5785.027326	4.72
	3.8	5785	5785.006621	1.14
	4.2	5785	5785.020205	3.49

Temperature vs. Frequency Stability (11n(HT20) CH157)

Test Conditions		Test Frequency (MHz)	Measurement Frequency (MHz)	Max. Deviation (ppm)
Voltage (VDC)	Temperature (°C)			
3.8	-20	5785	5785.027924	4.83
	0	5785	5785.044155	7.63
	10	5785	5785.020823	3.60
	20	5785	5785.032442	5.61
	30	5785	5785.013328	2.30
	40	5785	5785.044344	7.67
	45	5785	5785.008404	1.45

Voltage vs. Frequency Stability (11n(HT40) CH151)

Test Conditions		Test Frequency (MHz)	Measurement Frequency (MHz)	Max. Deviation (ppm)
Temperature (°C)	Voltage (VDC)			
20	3.5	5755	5755.006004	1.04
	3.8	5755	5755.012955	2.25
	4.2	5755	5755.011028	1.92

Temperature vs. Frequency Stability (11n(HT40) CH151)

Test Conditions		Test Frequency (MHz)	Measurement Frequency (MHz)	Max. Deviation (ppm)
Voltage (VDC)	Temperature (°C)			
3.8	-20	5755	5755.046958	8.16
	0	5755	5755.038268	6.65
	10	5755	5755.045435	7.89
	20	5755	5755.018814	3.27
	30	5755	5755.003048	0.53
	40	5755	5755.003962	0.69
	45	5755	5755.014504	2.52



Voltage vs. Frequency Stability (11ac(HT20) CH157)

Test Conditions		Test Frequency (MHz)	Measurement Frequency (MHz)	Max. Deviation (ppm)
Temperature (°C)	Voltage (VDC)			
20	3.5	5785	5785.002350	0.41
	3.8	5785	5785.035446	6.13
	4.2	5785	5785.020326	3.51

Temperature vs. Frequency Stability (11ac(HT20) CH157)

Test Conditions		Test Frequency (MHz)	Measurement Frequency (MHz)	Max. Deviation (ppm)
Voltage (VDC)	Temperature (°C)			
3.8	-20	5785	5785.031202	5.39
	0	5785	5785.036719	6.35
	10	5785	5785.018309	3.16
	20	5785	5785.009054	1.57
	30	5785	5785.004633	0.80
	40	5785	5785.033034	5.71
	45	5785	5785.027697	4.79

Voltage vs. Frequency Stability (11ac(HT40) CH151)

Test Conditions		Test Frequency (MHz)	Measurement Frequency (MHz)	Max. Deviation (ppm)
Temperature (°C)	Voltage (VDC)			
20	3.5	5755	5755.014055	2.44
	3.8	5755	5755.040464	7.03
	4.2	5755	5755.017193	2.99

Temperature vs. Frequency Stability (11ac(HT40) CH151)

Test Conditions		Test Frequency (MHz)	Measurement Frequency (MHz)	Max. Deviation (ppm)
Voltage (VDC)	Temperature (°C)			
3.8	-20	5755	5755.029189	5.07
	0	5755	5755.037976	6.60
	10	5755	5755.044259	7.69
	20	5755	5755.013925	2.42
	30	5755	5755.025580	4.44
	40	5755	5755.021381	3.72
	45	5755	5755.016807	2.92

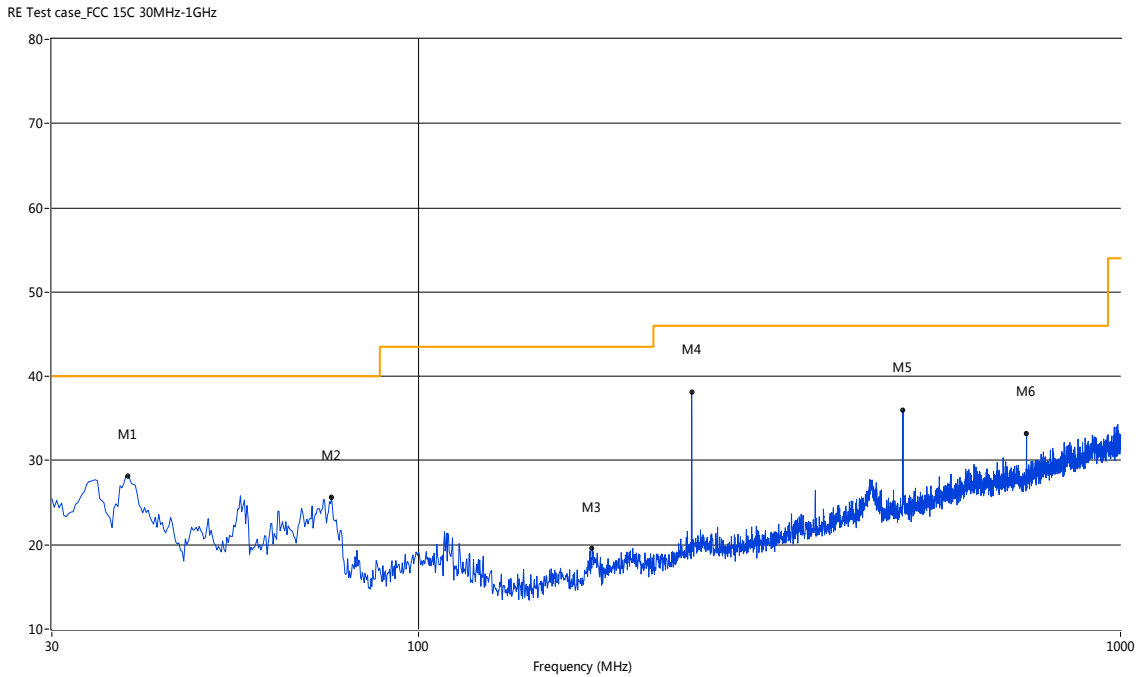
## A.9 Receiver Spurious Emissions

Note: Only the worst test results were recorded in this report.

### Test Data and Plots

CONFIGURATION A+ C-P35 (HUNTKEY)

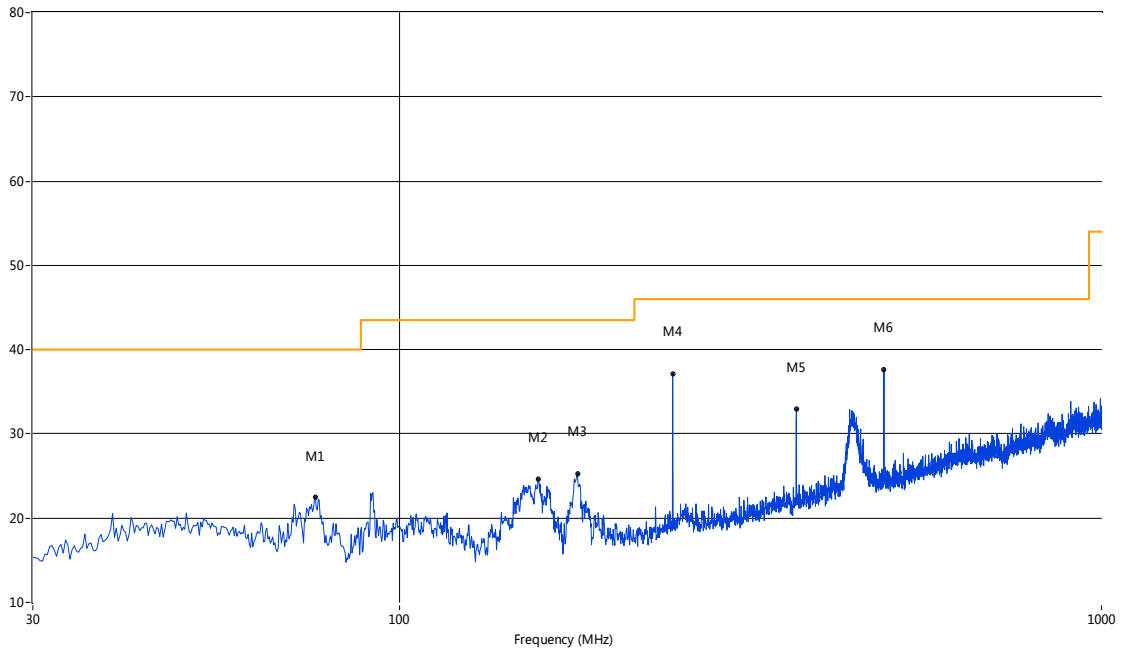
30 MHz to 1 GHz, ANT V



No.	Frequency (MHz)	Results (dBuV/m)	Factor (dB)	Limit (dBuV/m)	Margin (dB)	Detector	Table (o)	Height (cm)	ANT	Verdict
1	38.49	28.19	-20.10	40.0	11.81	Peak	246.20	100	Vertical	Pass
2	75.09	25.63	-24.40	40.0	14.37	Peak	327.00	100	Vertical	Pass
3	176.68	19.63	-22.32	43.5	23.87	Peak	358.60	100	Vertical	Pass
4	244.80	38.09	-19.00	46.0	7.91	Peak	357.70	100	Vertical	Pass
5	489.91	31.86	-13.45	46.0	14.14	Peak	357.70	100	Vertical	Pass
6	734.77	33.18	-8.91	46.0	12.82	Peak	354.50	100	Vertical	Pass

30 MHz to 1 GHz, ANT H

RE Test case\_FCC 15C 30MHz-1GHz

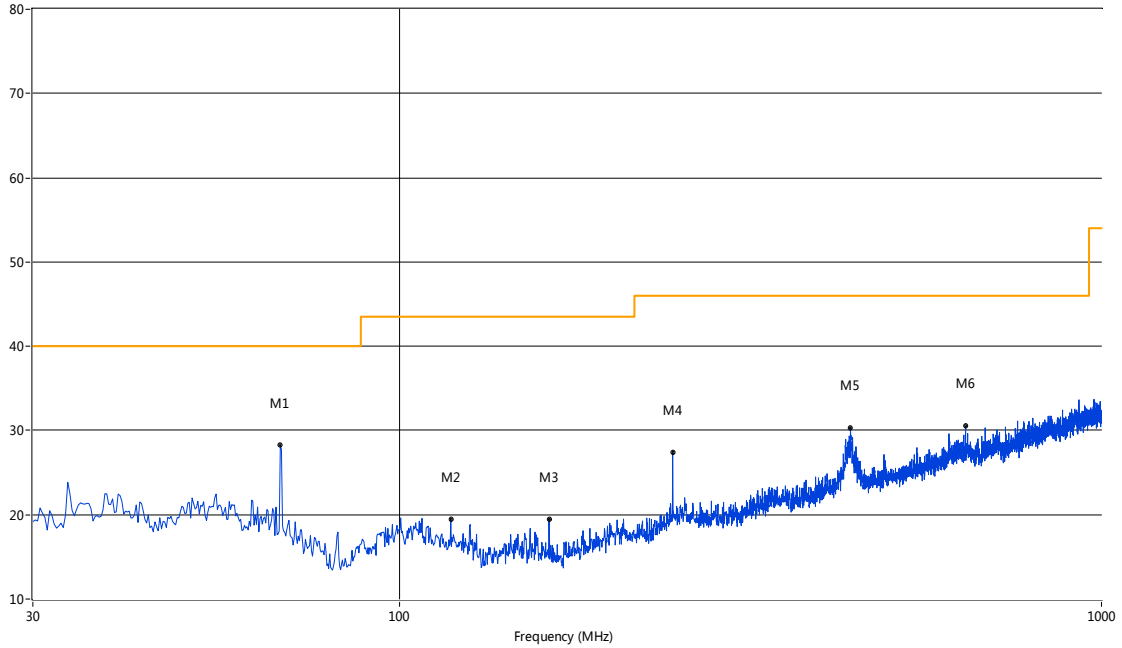


No.	Frequency (MHz)	Results (dBuV/m)	Factor (dB)	Limit (dBuV/m)	Margin (dB)	Detector	Table (o)	Height (cm)	ANT	Verdict
1	75.82	22.46	-24.63	40.0	17.54	Peak	357.90	100	Horizontal	Pass
2	157.52	24.59	-23.16	43.5	18.91	Peak	332.70	100	Horizontal	Pass
3	179.10	25.30	-22.11	43.5	18.20	Peak	87.30	100	Horizontal	Pass
4	244.80	37.18	-19.00	46.0	8.82	Peak	322.70	100	Horizontal	Pass
5	367.48	32.90	-16.05	46.0	13.10	Peak	303.10	100	Horizontal	Pass
6	489.91	37.66	-13.45	46.0	8.34	Peak	327.50	100	Horizontal	Pass

CONFIGURATION B+ C-P35 (Acbel)

30 MHz to 1 GHz, ANT V

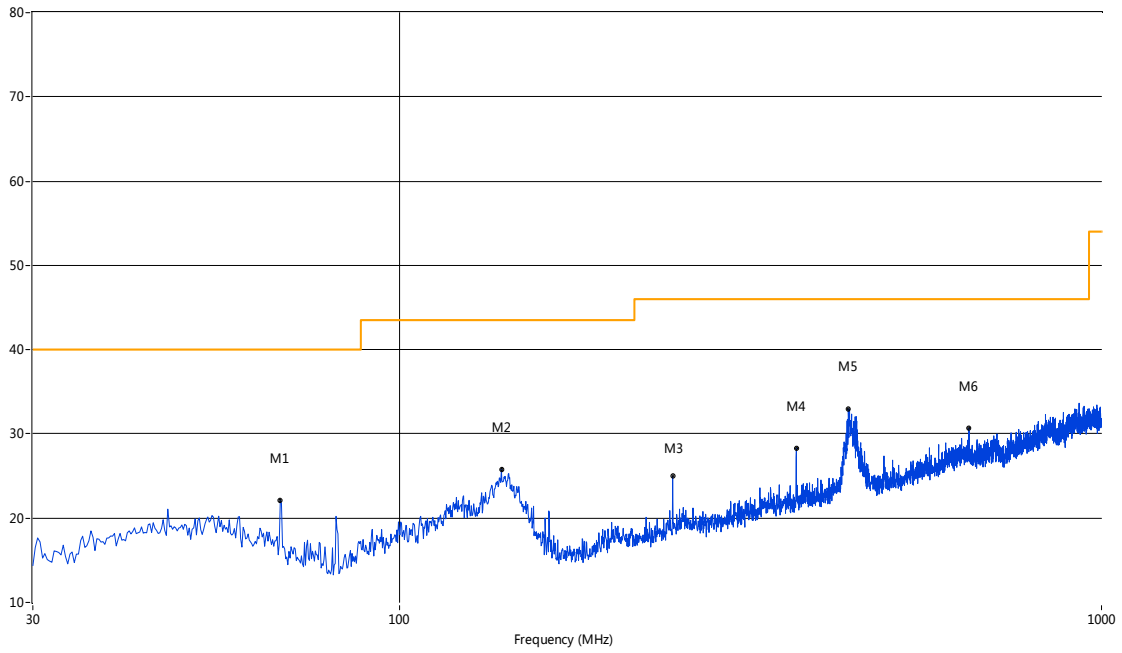
RE Test case\_FCC 15C 30MHz-1GHz



No.	Frequency (MHz)	Results (dBuV/m)	Factor (dB)	Limit (dBuV/m)	Margin (dB)	Detector	Table (o)	Height (cm)	ANT	Verdict
1	67.58	28.26	-21.72	40.0	11.74	Peak	247.20	100	Vertical	Pass
2	118.25	19.47	-21.45	43.5	24.03	Peak	337.80	100	Vertical	Pass
3	163.34	19.52	-22.98	43.5	23.98	Peak	327.90	100	Vertical	Pass
4	244.80	27.39	-19.00	46.0	18.61	Peak	358.40	100	Vertical	Pass
5	439.00	30.33	-14.49	46.0	15.67	Peak	137.30	100	Vertical	Pass
6	640.46	30.54	-10.30	46.0	15.46	Peak	322.70	100	Vertical	Pass

30 MHz to 1 GHz, ANT H

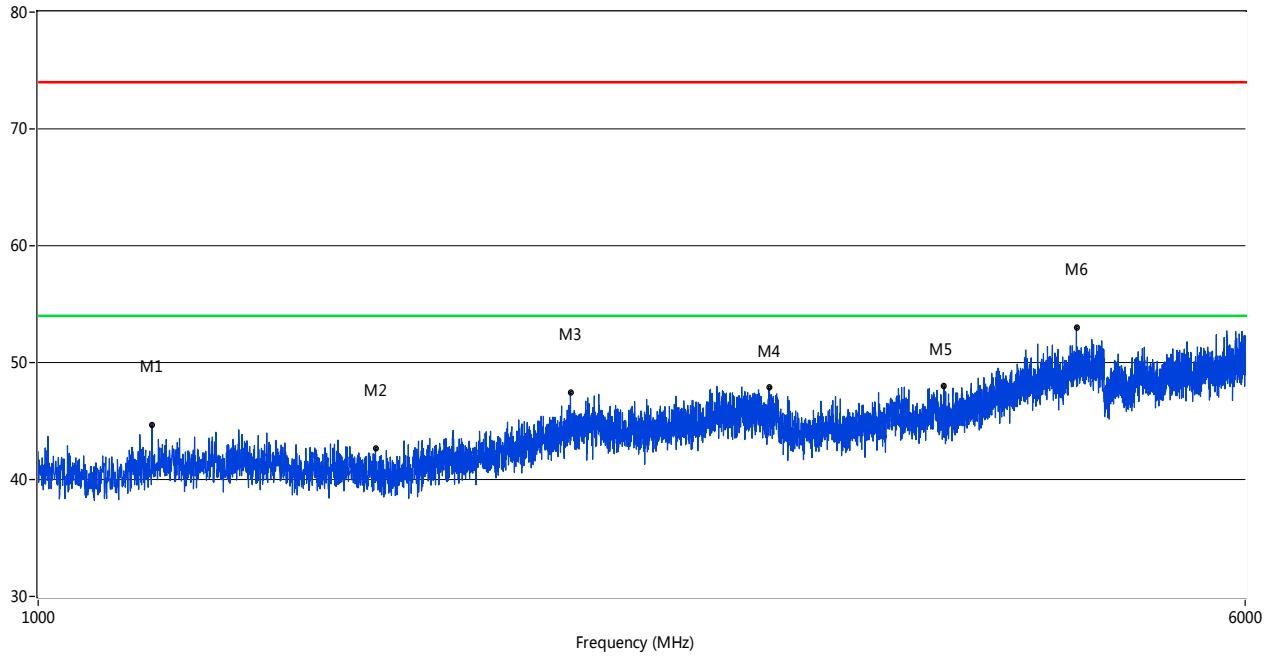
RE Test case\_FCC 15C 30MHz-1GHz



No.	Frequency (MHz)	Results (dBuV/m)	Factor (dB)	Limit (dBuV/m)	Margin (dB)	Detector	Table (o)	Height (cm)	ANT	Verdict
1	67.58	22.13	-21.72	40.0	17.87	Peak	358.70	100	Horizontal	Pass
2	139.58	25.81	-23.57	43.5	17.69	Peak	358.70	100	Horizontal	Pass
3	244.80	24.95	-19.00	46.0	21.05	Peak	296.70	100	Horizontal	Pass
4	367.48	28.28	-16.05	46.0	17.72	Peak	326.70	100	Horizontal	Pass
5	435.84	32.98	-14.57	46.0	13.02	Peak	245.60	100	Horizontal	Pass
6	647.25	30.65	-10.19	46.0	15.35	Peak	331.90	100	Horizontal	Pass

1 GHz to 6 GHz, ANT V

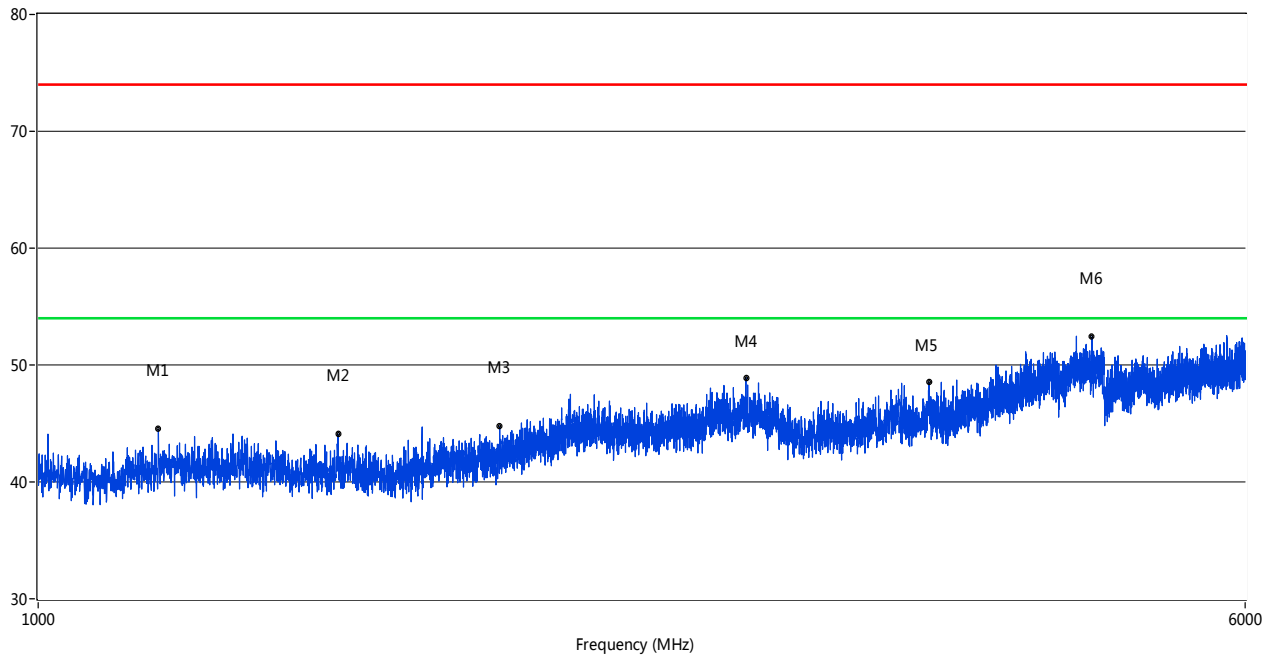
RE Test case\_FCC 15B 1GHz-6GHz



No.	Frequency (MHz)	Results (dBuV/m)	Factor (dB)	Limit (dBuV/m)	Margin (dB)	Detector	Table (o)	Height (cm)	ANT	Verdict
1	1183.95	44.66	-5.55	74.0	29.34	Peak	124.70	100	Vertical	Pass
2	1649.84	42.69	-4.05	74.0	31.31	Peak	143.90	100	Vertical	Pass
3	2203.70	47.50	-0.40	74.0	26.50	Peak	169.30	100	Vertical	Pass
4	2958.51	47.85	2.44	74.0	26.15	Peak	16.70	100	Vertical	Pass
5	3836.04	47.96	10.95	74.0	26.04	Peak	352.20	100	Vertical	Pass
6	4670.58	53.01	13.09	74.0	20.99	Peak	107.20	100	Vertical	Pass

1 GHz to 6 GHz, ANT H

RE Test case\_FCC 15B 1GHz-6GHz



No.	Frequency (MHz)	Results (dBuV/m)	Factor (dB)	Limit (dBuV/m)	Margin (dB)	Detector	Table (o)	Height (cm)	ANT	Verdict
1	1195.45	44.52	-5.46	74.0	29.48	Peak	251.80	100	Horizontal	Pass
2	1560.36	44.10	-4.00	74.0	29.90	Peak	54.70	100	Horizontal	Pass
3	1983.75	44.74	-2.52	74.0	29.26	Peak	99.30	100	Horizontal	Pass
4	2859.03	48.94	1.99	74.0	25.06	Peak	2.00	100	Horizontal	Pass
5	3752.06	48.54	10.57	74.0	25.46	Peak	205.00	100	Horizontal	Pass
6	4779.31	52.42	13.60	74.0	21.58	Peak	1.30	100	Horizontal	Pass

## **ANNEX B TEST SETUP PHOTOS**

Please refer the document "BL-SZ1610062-AR.PDF".

## **ANNEX C EUT EXTERNAL PHOTOS**

Please refer the document "BL- SZ1610062-AW.PDF".

## **ANNEX D EUT INTERNAL PHOTOS**

Please refer the document "BL- SZ1610062-AI.PDF".

--END OF REPORT--