

# Appendix D. Photographs of the Test Set-Up





Photo 1: Right Cheek	Photo 2: Right Tilted
 A photograph showing the right cheek of a white mannequin head mounted on a black mechanical test rig. The rig is positioned horizontally, and the mannequin's face is oriented towards the right side of the frame.	 A photograph showing the right cheek of the mannequin head tilted upwards. The black mechanical rig is visible, supporting the head at an angle.
Photo 3: Left Cheek	Photo 4: Left Tilted
 A photograph showing the left cheek of the white mannequin head mounted on the black mechanical test rig. The rig is horizontal, and the mannequin's face is oriented towards the left side of the frame.	 A photograph showing the left cheek of the mannequin head tilted upwards. The black mechanical rig is visible, supporting the head at an angle.

Photo 5: Front Face\_0mm




Photo 6: Rear Face\_0mm



Photo 7: Top Side\_0mm



Photo 8: Left Side\_0mm

